



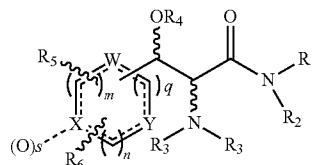
US 20140179925A1

(19) **United States**(12) **Patent Application Publication**
Donello et al.(10) **Pub. No.: US 2014/0179925 A1**(43) **Pub. Date: Jun. 26, 2014**(54) **METHODS FOR TREATING COGNITIVE DISORDERS USING 3-ARYL-3-HYDROXY-2-AMINO-PROPIONIC ACID AMIDES, 3-HETEROARYL-3-HYDROXY-2-AMINO-PROPIONIC ACID AMIDES AND RELATED COMPOUNDS***C07D 215/14* (2006.01)
C07D 213/50 (2006.01)(52) **U.S. Cl.**
CPC *C07D 333/22* (2013.01); *C07D 215/14* (2013.01); *C07D 213/50* (2013.01); *C07D 307/52* (2013.01); *C07D 295/192* (2013.01)
USPC **546/175**; 546/193; 546/212; 546/279.1; 548/517; 548/540(71) Applicant: **Allergan, Inc.**, Irvine, CA (US)(72) Inventors: **John E. Donello**, Dana Point, CA (US);
Fabien J. Schweighoffer, Val-de-marne (FR); **Lauren M. Luhrs**, Rancho Santa Margarita, CA (US)(73) Assignee: **Allergan, Inc.**, Irvine, CA (US)(21) Appl. No.: **14/133,131**(22) Filed: **Dec. 18, 2013****Related U.S. Application Data**

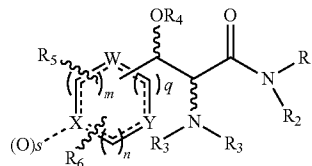
(63) Continuation of application No. 13/530,124, filed on Jun. 22, 2012, now Pat. No. 8,525,788.

Publication Classification(51) **Int. Cl.**
C07D 333/22 (2006.01)
C07D 295/192 (2006.01)
C07D 307/52 (2006.01)(57) **ABSTRACT**

Disclosed herein are methods of treating a patient suffering from a cognitive disorder using compounds of Formulas 1 and 2



Formula 1



Formula 1

wherein the variables have the meaning disclosed in the specification

**METHODS FOR TREATING COGNITIVE
DISORDERS USING
3-ARYL-3-HYDROXY-2-AMINO-PROPIONIC
ACID AMIDES,
3-HETEROARYL-3-HYDROXY-2-AMINO-PROPIONIC
ACID AMIDES AND RELATED COMPOUNDS**

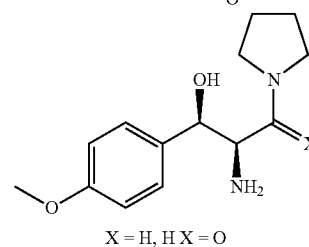
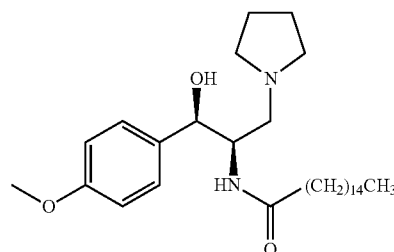
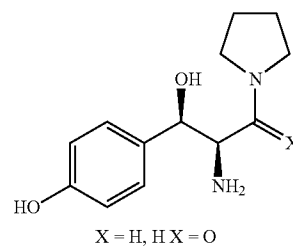
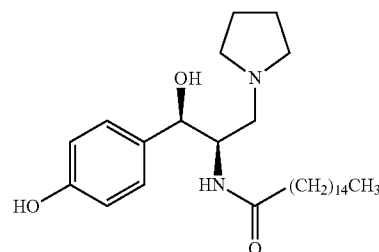
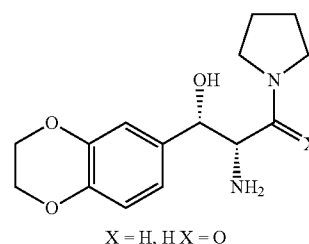
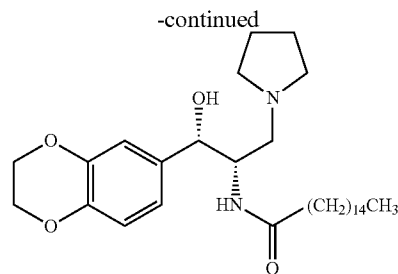
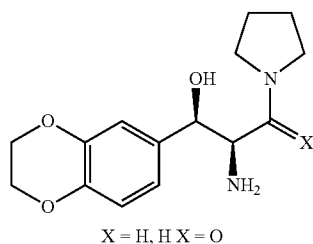
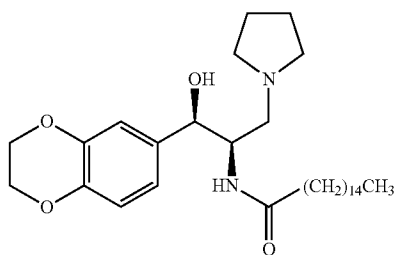
**CROSS REFERENCE TO RELATED
APPLICATIONS**

[0001] This patent application is a continuation of U.S. patent application Ser. No. 12/530,124, filed on Sep. 4, 2009, which is national stage application under 35 U.S.C. §371 of PCT patent application PCT/US2008/055812, filed on Mar. 4, 2008 which claims the benefit of U.S. Provisional Application No. 60/893,196, filed Mar. 6, 2007, and which is incorporated herein by reference.

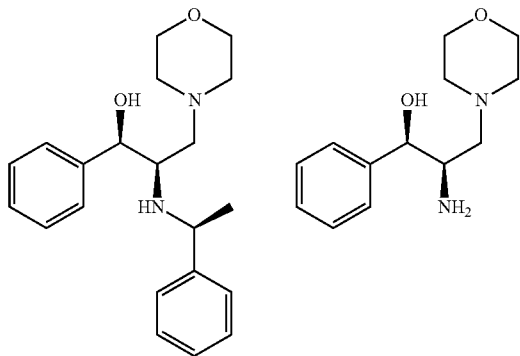
BACKGROUND OF THE INVENTION

[0002] The present invention is directed to methods of treating a patient suffering from one or more types of cognitive disorders using derivatives of 3-aryl-3-hydroxy-2-amino-propionic acid amides, 3-heteroaryl-3-hydroxy-2-amino-propionic acid amides, and related compounds.

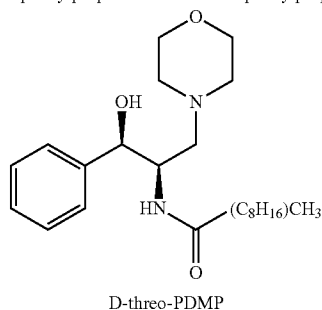
[0003] Several compounds falling within one or more of the general definitions as “derivatives of 3-aryl-3-hydroxy-2-amino-propionic acid amides, of 3-heteroaryl-3-hydroxy-2-amino-propionic acid amides, of 1-aryl-1-hydroxy-2,3-diamino-propyl amines, 1-heteroaryl-1-hydroxy-2,3-diamino-propyl amines” are known in the patent and scientific literature. For example, United States Patent Application Publication Nos. 2003/0153768 and 2003/0050299 disclose several examples of the above-mentioned known compounds. Illustrative specific examples of compounds of these references are shown below:



[0004] The publication Shin et al. *Tetrahedron Asymmetry*, 2000, 11, 3293-3301 discloses the following compounds:



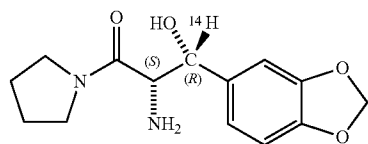
(1R,2R)-2-((S)-1-phenylethylamino)-3-morpholino-1-phenylpropan-1-ol (1R,2R)-2-amino-3-morpholino-1-phenylpropan-1-ol



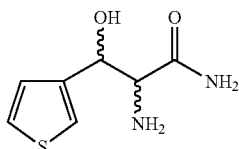
D-threo-PDMP

U.S. Pat. Nos. 5,945,442; 5,952,370; 6,030,995 and 6,051,598, which are all related to each other as being based on same or related disclosures, describe compounds which are structurally similar to the known compounds shown above.

[0005] A publication in *Journal of Labelled Compounds & Radiopharmaceuticals* (1996), 38(3), 285-97 discloses the compound of the formula

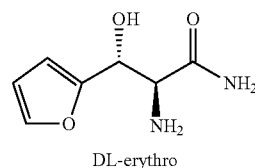


[0006] Published PCT application WO 01/38228 discloses



in connection with a chromatographic method.

[0007] Kastron et al. in *Latvijas PSR Zinatnu Akademijas Vestis, Kimijas Serija* (1965) (4), 474-7 disclose the following compound.

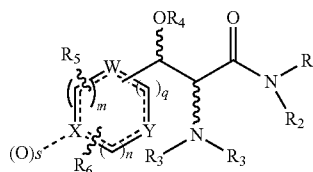


DL-erythro

SUMMARY OF THE INVENTION

[0008] The present invention is directed to methods of treating a patient suffering from one or more types of cognitive disorders using compounds of Formula 1

Formula 1



where R_1 is H or alkyl of 1 to 6 carbons,

R_2 is H, alkyl of 1 to 6 carbons or the R_1 and R_2 groups together with the nitrogen form a saturated or unsaturated 4, 5, 6 or 7 membered ring that optionally includes one or two heteroatoms independently selected from N, O and S, said 4, 5, 6 or 7 membered ring optionally being substituted with one or two COOH, CH₂OH, OH, B(OH)₂, cyano or halogen groups or with one or two alkyl groups having 1 to 6 carbons, or one or two carbons of said rings being attached to an oxygen to form keto groups and said 4, 5, 6 or 7 membered ring optionally being condensed with an aromatic or non-aromatic 5 or 6 membered ring that optionally includes 1 or heteroatoms selected from N, O and S;

R_3 is independently selected from H, alkyl of 1 to 20 carbons, cycloalkyl of 3 to 6 carbons, aryl or heteroaryl, aryl-alkyl, aryl-(hydroxy)alkyl, heteroaryl-alkyl or hetero-(hydroxy)alkyl where the alkyl moiety has 1 to 4 carbons, said aryl or heteroaryl groups being optionally substituted with 1 to 3 groups independently selected from the group consisting of halogen, alkyl of 1 to 6 carbons, alkoxy of 1 to 6 carbons and thioxy of 1 to 6 carbons, or R_3 is CO— R_7 , SO₂ R_7 or CO—O— R_7 where R_7 is H, alkyl of 1 to 1 to 20 carbons, alkyl of 1 to 20 carbons substituted with and NH₂ group or with an NH—COalkyl group where the alkyl group has one to 6 carbons, aryl or heteroaryl, aryl-alkyl or heteroaryl-alkyl where the alkyl moiety has 1 to 4 carbons, said aryl or heteroaryl groups being optionally substituted with 1 to 3 groups independently selected from the group consisting of halogen, alkyl of 1 to 6 carbons, alkoxy of 1 to 6 carbons and thioxy of 1 to 6 carbons;

R_4 is H, alkyl of 1 to 6 carbons or CO— R_8 where R_8 is alkyl of 1 to 6 carbons;

the wavy lines represent bonds connected to carbons having R or S configuration; the dashed lines represent a bond or absence of a bond with the proviso that the ring containing the dashed lines is aromatic;

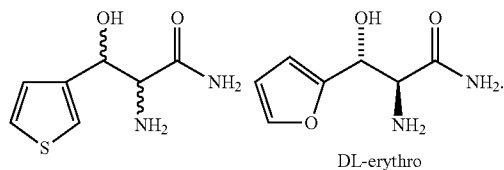
m, n and q are integers independently selected from 0, 1, 2 or 3 with the proviso that the sum of m, n and q is 2 or 3;

s is zero (0) or when X is N then s is zero (0) or 1;

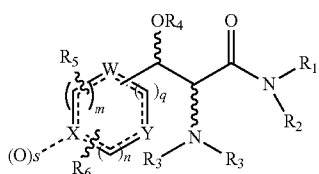
W, X and Y independently represent a CH, CR₅, CR₆ or a heteroatom selected independently of N, O and S, and R₅ and R₆ are independently selected from H, halogen, alkyl of 1 to 6 carbons, halogen substituted alkyl of 1 to 6 carbons, alkoxy of 1 to 6 carbons and thioxy of 1 to 6 carbons, phenyl, or

R₅ and R₆ together with the atoms to which they are attached jointly form a carbocyclic or a heterocyclic ring, the carbocyclic ring having 5 or 6 atoms in the ring, the heterocyclic ring having 5 or 6 atoms in the ring and 1 to 3 heteroatoms independently selected from N, O and S;

said carbocyclic or heterocyclic ring jointly formed by R₅ and R₆ being optionally substituted with 1 to 6 R₉ groups where R₉ is independently selected from halogen, alkyl of 1 to 6 carbons, alkoxy of 1 to 6 carbons and thioxy of 1 to 6 carbons or a pharmaceutically acceptable salt of said compound with the proviso that Formula 1 does not cover compounds where R₄ is H, R₁ and R₂ jointly with the nitrogen form a pyrrolidino or morpholino ring, the sum of m, n and q is 3, and none of W, X and Y represent a heteroatom with the further proviso that the formula does not cover the compounds of the formula below:



[0009] The present invention is also directed to methods of treating cognitive disorders using the compounds of Formula 2



where R₁ is H or alkyl of 1 to 6 carbons,

R₂ is H, alkyl of 1 to 6 carbons or the R₁ and R₂ groups together with the nitrogen form a saturated or unsaturated 4, 5, 6 or 7 membered ring that optionally includes one or two heteroatoms independently selected from N, O and S, said 4, 5, 6 or 7 membered ring optionally being substituted with one or two COOH, CH₂OH, OH, B(OH)₂, cyano or halogen groups or with one or two alkyl groups having 1 to 6 carbons, or one or two carbons of said rings being attached to an oxygen to form keto groups and said 4, 5, 6 or 7 membered ring optionally being condensed with an aromatic or non-aromatic 5 or 6 membered ring that optionally includes 1 or heteroatoms selected from N, O and S;

R₃ is independently selected from H, alkyl of 1 to 20 carbons, cycloalkyl of 3 to 6 carbons, aryl or heteroaryl, aryl-alkyl, aryl-(hydroxy)alkyl, heteroaryl-alkyl or hetero-(hydroxy)alkyl where the alkyl moiety has 1 to 4 carbons, said aryl or heteroaryl groups being optionally substituted with 1 to 3 groups independently selected from the group consisting of

halogen, alkyl of 1 to 6 carbons, alkoxy of 1 to 6 carbons and thioxy of 1 to 6 carbons, or R₃ is CO—R₇, SO₂R₇ or CO—O—R₇ where R₇ is H, alkyl of 1 to 1 to 20 carbons, alkyl of 1 to 20 carbons substituted with an NH₂, NHCOR₇ or NHCOOR₇ group, aryl or heteroaryl, aryl-alkyl or heteroaryl-alkyl where the alkyl moiety has 1 to 4 carbons, said aryl or heteroaryl groups being optionally substituted with 1 to 3 groups independently selected from the group consisting of halogen, alkyl of 1 to 6 carbons, alkoxy of 1 to 6 carbons and thioxy of 1 to 6 carbons; the wavy lines represent bonds connected to carbons having R or S configuration; the dashed lines represent a bond or absence of a bond with the proviso that the ring containing the dashed lines is aromatic;

R₉ and R₁₀ are independently H, alkyl of 1 to 6 carbons or OR₁₁, or R₉ and R₁₀ jointly represent NOR₁₁ with the proviso that when the dashed lines between carbons 2 and 3 of the propionic acid moiety represents a bond then R₁₀ does not exist and R₉ is not OR₁₁ with the further proviso that when R₉ is OR₁₁ then R₁₀ is not hydrogen;

R₁₁ is H, alkyl of 1 to 6 carbons or CO—R₁₂ where R₁₂ is alkyl of 1 to 6 carbons;

m, n and q are integers independently selected from 0, 1, 2 or 3 with the proviso that the sum of m, n and q is 2 or 3;

s is zero (0) or when X is N then s is zero (0) or 1; W, X and Y independently represent a CH, CR₅, CR₆ or a heteroatom selected independently of N, O and S, and

R₅ and R₆ are independently selected from H, halogen, alkyl of 1 to 6 carbons, halogen substituted alkyl of 1 to 6 carbons, alkoxy of 1 to 6 carbons and thioxy of 1 to 6 carbons, phenyl, or

R₅ and R₆ together with the atoms to which they are attached jointly form a carbocyclic or a heterocyclic ring, the carbocyclic ring having 5 or 6 atoms in the ring, the heterocyclic ring having 5 or 6 atoms in the ring and 1 to 3 heteroatoms independently selected from N, O and S;

said carbocyclic or heterocyclic ring jointly formed by R₅ and R₆ being optionally substituted with 1 to 6 R₉ groups where R₉ is independently selected from halogen, alkyl of 1 to 6 carbons, alkoxy of 1 to 6 carbons and thioxy of 1 to 6 carbons or a pharmaceutically acceptable salt of said compound.

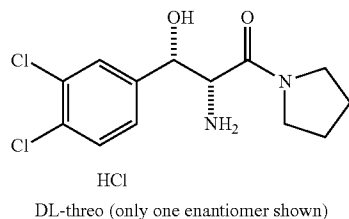
[0010] Any of the compounds described here may be used to treat a patient suffering from a cognitive disorder, such as an agnosia, an amnesia, an aphasia, an apraxia, a delirium, a dementia, and a learning disorder.

DETAILED DESCRIPTION OF THE INVENTION

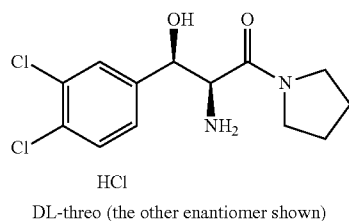
[0011] Most compounds that are useful in the method of the invention contain one or more asymmetric centers, such that the compounds may exist in enantiomeric as well as in diastereomeric forms. In fact, most of the compounds of the present invention have two asymmetric carbons adjacent to one another and therefore can exist in erythro or threo form, with each of these two forms having dextrorotatory (D) or levorotatory (L) enantiomers. Although the threo form is generally preferred in accordance with the present invention, unless it is specifically noted otherwise, the scope of the present invention includes all enantiomers, diastereomers and diastereomeric or racemic mixtures. In light of the foregoing, it should be clearly understood that the designation "DL" or "(+/-)" or "(±)" in this application includes the pure dextrorotatory enantiomer, the pure levorotatory enantiomer and all racemic mixtures, including mixtures where the two enantiomers are present in equal or in unequal proportions. Moreover, for simplicity sake in many of the structural formulas,

such as in the example below, only one of the enantiomers is actually shown but when the designation “DL” or “(+/-)” or “(±)” appears it also includes the enantiomeric form (mirror image) of the structure actually shown in the formula.

[0012] For example:



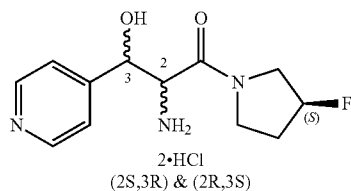
[0013] Thus, in the example above, only one enantiomer is shown, but because the designation “DL” (or “(+/-)” or “(±)”) appears below the formula, its optical isomer



and all racemic mixtures of the two optical isomers are also included.

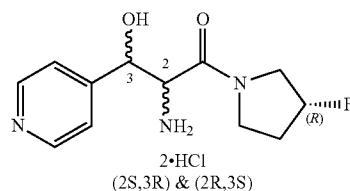
[0014] In the case of some compounds of the present invention one enantiomer of the threo, and in some cases of the erythro, enantiomers is significantly more active than the other enantiomer of the same pair. For this reason the isolated enantiomer which is significantly more active than the other is considered a novel and inventive composition even if the racemic mixture or the other opposite enantiomer of the same compound have already been described in the prior art.

[0015] Some of the compounds that are useful in the method of the present invention contain three or more asymmetric centers. An example is the following compound



Compound 214

named Compound 214 in the description. The formula shown in the description for Compound 214 indicates two compounds of the threo isomer, but the two compounds indicated are not mirror images of each other, they are diastereomers. Another isomer pair is shown and described as Compound 215.



Compound 215

[0016] Keeping the foregoing examples in mind the reader of ordinary skill in the art should readily understand the scope of each described example, although in a broad sense all isomers, enantiomers and racemic mixtures are within the scope of the invention.

[0017] The term “alkyl” in the general description and definition of the compounds includes straight chain as well as branch-chained alkyl groups.

[0018] Generally speaking the compounds of the invention may form salts with pharmaceutically acceptable acids or bases, and such pharmaceutically acceptable salts of the compounds of Formula 1 and of Formula 2 are also within the scope of the invention.

[0019] Referring now to the novel compounds of Formula 1, in a class of preferred compounds of the invention none of the W, X and Y groups is a heteroatom. Within this class, compounds are preferred where the sum of m, n and q is 3 and the aromatic group is unsubstituted or substituted with one or more halogen, alkyl of 1 to 6 carbons, or halogen substituted alkyl of 1 to 6 carbons. Compounds within this class are also preferred where the R₅ and R₆ groups form a carbocyclic ring, or a heterocyclic ring.

[0020] In another class of preferred compounds in accordance with Formula 1 one of the variables W, X and Y represents a heteroatom, preferably nitrogen and the sum of m, n and q is 3.

[0021] In still another class of preferred compounds in accordance with Formula 1 one or two of the variables W, X and Y represent a heteroatom, selected from N, O or S and the sum of m, n and q is 2.

[0022] Referring still to the compounds of Formula 1, compounds are preferred where R₄ is H or an acyl group, more preferably H.

[0023] With reference to the variables R₃, compounds in accordance with Formula 1 are preferred where both R₃ groups are H and where one R₃ group is H and the other is benzyl, monohalogeno, dihalogeno, methyl or methoxy substituted benzyl, cyclohexyl, an alkyl of 1 to 7 carbons, COR₇, COOR₇ where R₇ is alkyl of 1 to 15 carbons, benzyloxy, phenyl, methoxyphenyl, monohalogen or dihalogeno substituted phenyl, a 2-hydroxy-1-phenylethyl group or an alkyl group of 1 to 20 carbons itself substituted with an NH₂, NHCOR₇, or NHCOOR₇ group.

[0024] Referring now to the variables R₁ and R₂ in the compounds of Formula 1, compounds are preferred in accordance with the invention where R₁ and R₂ jointly form a pyrrolidine, a 3-fluoro or a 3,3-difluoro or an 3-hydroxy substituted pyrrolidine, a morpholine, a thiomorpholine, a piperazine, an alkyl substituted piperazine where the alkyl group has 1 to 6 carbons, an azetidine, a tetrahydrothiazole, an indoline, or a 2H-pyrrol ring or R₁ and R₂ are two alkyl groups of 1 to 3 carbons.

[0025] Referring now to the novel compounds of Formula 2, with respect to the variables W, X, Y, m, n, q, R₁, R₂, R₅, R₆,

R₃ compounds are generally preferred in which these variables have the same preferences as in compounds of Formula 1.

[0026] With respect to R₉ and R₁₀, compounds are generally preferred where R₉ and R₁₀ are both hydrogen, where one of these two variables is hydroxy and the other is alkyl of 1 to 6 carbons, where the R₉ and R₁₀ groups jointly form an NOR₁₁ group, and where R₉ is hydrogen, the dashed line between carbons 2 and 3 represent a double bond and R₁₀ does not exist. With respect to R₁₁ compounds of Formula 2 are preferred where R₁₁ is H, or COR₁₂ where R₁₂ is alkyl of 1 to 3 carbons.

[0027] Presently still more preferred are Compounds of Formula 2 where R₁ and R₂ jointly with the nitrogen form a five-membered ring, where both R₃ groups are hydrogen and where one of the R₃ groups is hydrogen and the other is formyl.

Biological Activity, Modes of Administration

[0028] The compounds described here may be used to treat a patient suffering from one or more types of cognitive disorder, such as an agnosia, an amnesia, an aphasia, an apraxia, a delirium, a dementia, and a learning disorder.

[0029] To “treat,” as used here, means to deal with medically. It includes, for example, administering a compound of the invention to prevent the onset of a cognitive disorder, to alleviate its severity, and to prevent its reoccurrence.

[0030] The term “cognitive disorder,” as used here, means any condition characterized by a deficit in mental activities associated with thinking, learning, or memory. Examples of such disorders include agnosias, amnesias, aphasias, apraxias, deliriums, dementias, and learning disorders.

[0031] In some cases, the cause of a cognitive disorder may be unknown or uncertain. In other cases, the cognitive disorder may be associated with (that is, be caused by or occur in the presence of) other conditions characterized by damage to or loss of neurons or other structures involved in the transmission of signals between neurons. Hence, cognitive disorders may be associated with neurodegenerative diseases such as Alzheimer’s disease, corticobasal degeneration, Creutzfeldt-Jacob disease, frontotemporal lobar degeneration, Huntington’s disease, multiple sclerosis, normal pressure hydrocephalus, organic chronic brain syndrome, Parkinson’s disease, Pick disease, progressive supranuclear palsy, or senile dementia (Alzheimer type); it may be associated with trauma to the brain, such as that caused by chronic subdural hematoma, concussion, intracerebral hemorrhage, or with other injury to the brain, such as that caused by infection (e.g., encephalitis, meningitis, septicemia) or drug intoxication or abuse.

[0032] Cognitive disorders may also be associated with other conditions which impair normal functioning of the central nervous system, including psychiatric disorders such as anxiety disorders, dissociative disorders, mood disorders, schizophrenia, and somatoform and factitious disorders; it may also be associated with conditions of the peripheral nervous system, such as chronic pain.

[0033] The compounds described here may be used to treat agnosias, amnesias, aphasias, apraxias, deliriums, dementias, learning disorders and other cognitive disorders regardless of whether their cause is known or not.

[0034] Examples of dementias which may be treated with the methods of the invention include AIDS dementia complex, Binswanger’s disease, dementia with Lewy Bodies,

frontotemporal dementia, multi-infarct dementia, Pick’s disease, semantic dementia, senile dementia, and vascular dementia.

[0035] Examples of learning disorders which may be treated with the methods of the invention include Asperger’s syndrome, attention deficit disorder, attention deficit hyperactivity disorder, autism, childhood disintegrative disorder, and Rett syndrome.

[0036] Examples of aphasia which may be treated with the methods of the invention include progressive non-fluent aphasia.

[0037] The compounds described here may also be used to treat patient having deficits in mental activities that are mild or that otherwise do not significantly interfere with daily life. Mild cognitive impairment is an example of such a condition: a patient with mild cognitive impairment displays symptoms of dementia (e.g., difficulties with language or memory) but the severity of these symptoms is such that a diagnosis of dementia may not be appropriate. The compounds described here may be used to treat mild cognitive impairment and other, similarly less severe forms of cognitive disorders.

Examples of Compounds of the Invention

[0038] Table 1, below, lists compounds which may be used in the method of the invention.

TABLE 1

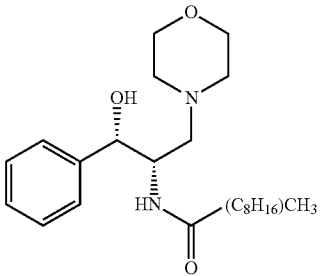
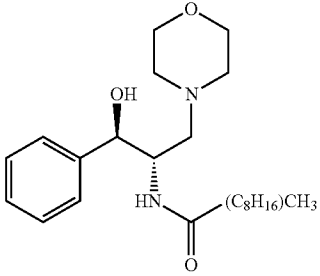
Compounds for use in the method of the invention	
Compound or compound no.	Chemical Formula
L-threo-PDMP Available from Matreya, LLC	 <p>L-threo-PDMP</p>
DL-erythro-PDMP Available from Matreya, LLC	 <p>DL-erythro-PDMP</p>

TABLE 1-continued

Compounds for use in the method of the invention	
Compound or compound no.	Chemical Formula
D-threo-PDMP Available from Matreya, LLC	 D-threo-PDMP
1	 HCl L-threo
2	 2•HCl L-threo
1:1 Racemic mixture	 2•HCl L-threo
	 2•HCl D-threo

TABLE 1-continued

Compounds for use in the method of the invention	
Compound or compound no.	Chemical Formula
3	 HCl L-threo
5	 2•HCl D-threo
6	 DL-threo
7	 DL-threo
9	 DL-threo

TABLE 1-continued

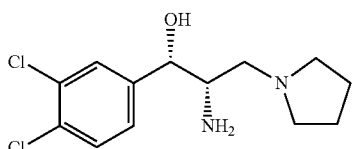
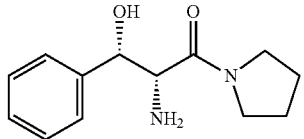
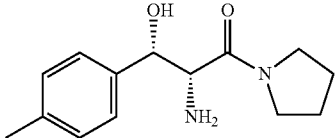
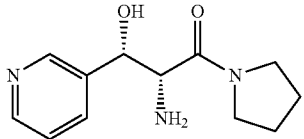
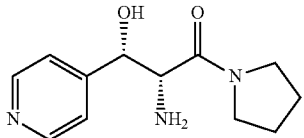
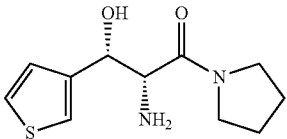
Compounds for use in the method of the invention	
Compound or compound no.	Chemical Formula
15	 <p>HCl DL-threo</p>
16	 <p>HCl DL-threo</p>
17	 <p>HCl DL-threo</p>
20	 <p>2•HCl DL-threo</p>
22	 <p>2•HCl DL-threo</p>
23	 <p>HCl DL-threo</p>

TABLE 1-continued

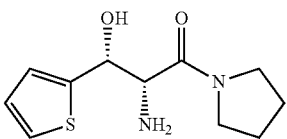
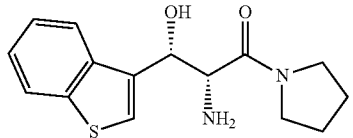
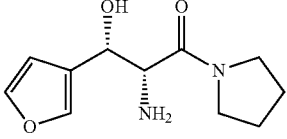
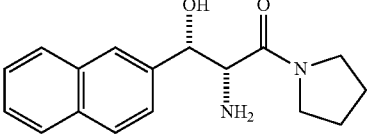
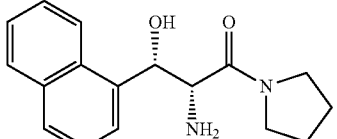
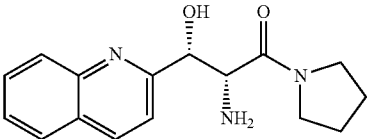
Compounds for use in the method of the invention	
Compound or compound no.	Chemical Formula
24	 <p>HCl DL-threo</p>
26	 <p>HCl DL-threo</p>
27	 <p>HCl DL-threo</p>
28	 <p>HCl (+/-)</p>
29	 <p>HCl DL-threo</p>
30	 <p>2•HCl DL-threo</p>

TABLE 1-continued

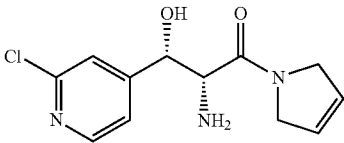
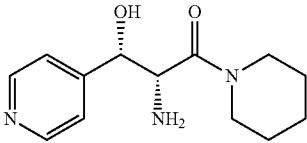
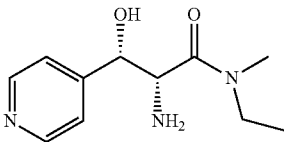
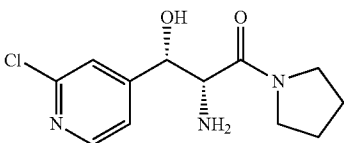
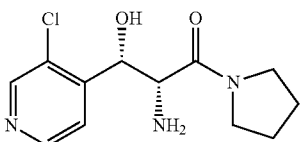
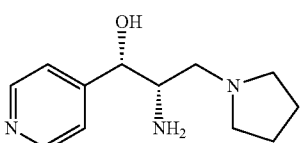
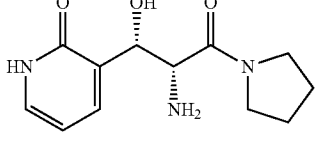
Compounds for use in the method of the invention	
Compound or compound no.	Chemical Formula
34	 <p>2•HCl DL-threo</p>
35	 <p>2•HCl DL-threo</p>
40	 <p>2•HCl DL-threo</p>
41	 <p>2•HCl DL-threo</p>
43	 <p>2•HCl DL-threo</p>
46	 <p>DL-threo</p>
49	 <p>(±) HCl</p>

TABLE 1-continued

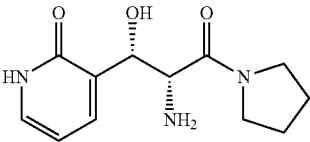
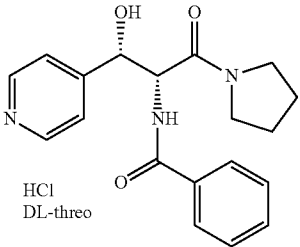
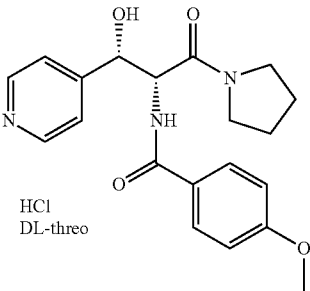
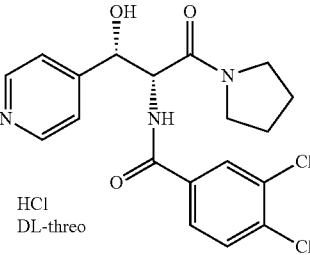
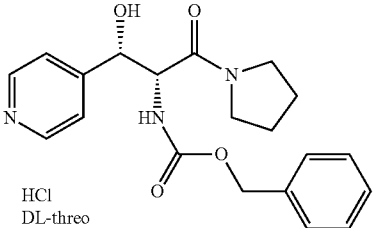
Compounds for use in the method of the invention	
Compound or compound no.	Chemical Formula
49	 <p>HCl DL-threo</p>
55	 <p>HCl DL-threo</p>
56	 <p>HCl DL-threo</p>
57	 <p>HCl DL-threo</p>
58	 <p>HCl DL-threo</p>

TABLE 1-continued

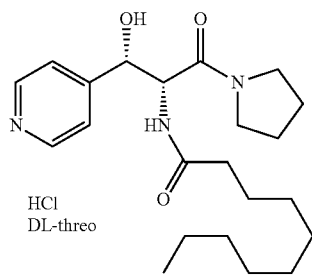
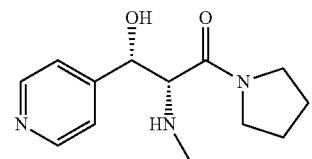
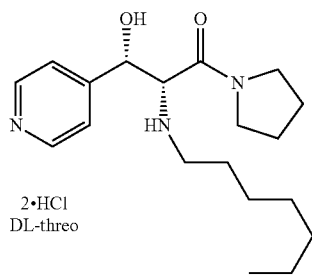
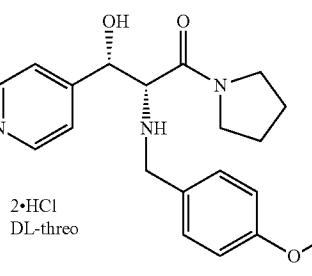
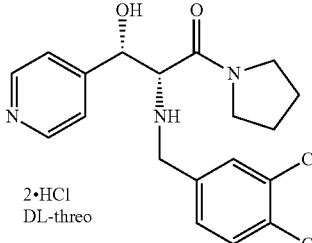
Compounds for use in the method of the invention	
Compound or compound no.	Chemical Formula
59	 <p>HCl DL-threo</p>
61	 <p>2 HCl DL-threo</p>
64	 <p>2·HCl DL-threo</p>
67	 <p>2·HCl DL-threo</p>
68	 <p>2·HCl DL-threo</p>

TABLE 1-continued

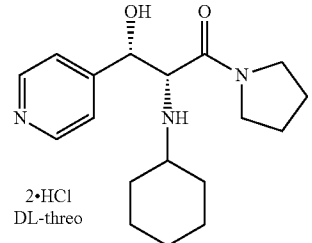
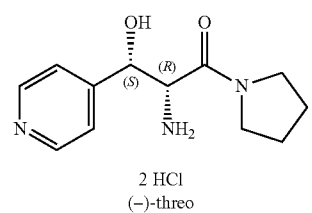
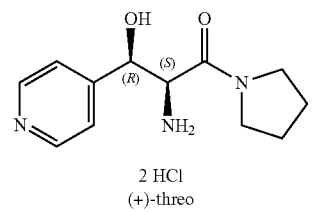
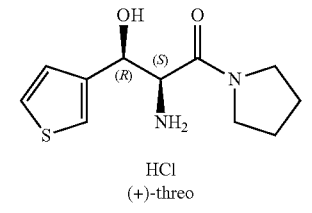
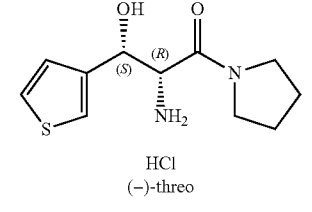
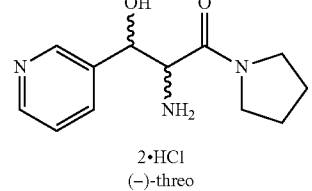
Compounds for use in the method of the invention	
Compound or compound no.	Chemical Formula
69	 <p>2·HCl DL-threo</p>
203	 <p>2 HCl (-)-threo</p>
204	 <p>2 HCl (+)-threo</p>
205	 <p>HCl (+)-threo</p>
206	 <p>HCl (-)-threo</p>
207	 <p>2·HCl (-)-threo</p>

TABLE 1-continued

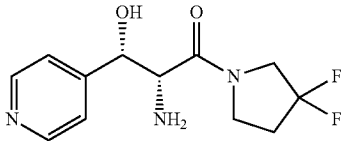
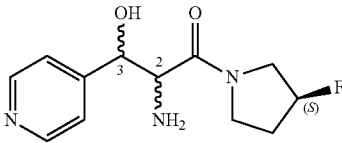
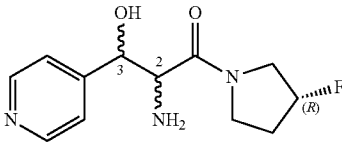
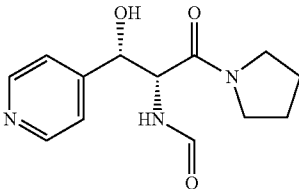
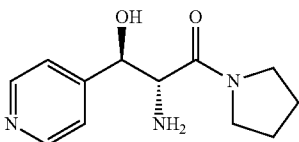
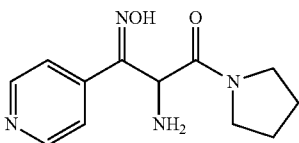
Compounds for use in the method of the invention	
Compound or compound no.	Chemical Formula
213	 <p>2•HCl (±)-threo</p>
214	 <p>2•HCl (2<i>S</i>,3<i>R</i>) & (2<i>R</i>,3<i>S</i>)</p>
215	 <p>2•HCl (2<i>S</i>,3<i>R</i>) & (2<i>R</i>,3<i>S</i>)</p>
216	 <p>HCl (±)-threo</p>
219	 <p>2•HCl (±)-erythro</p>
224	 <p>2•HCl (±)</p>

TABLE 1-continued

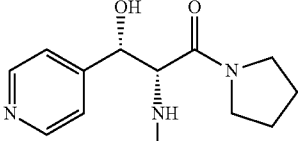
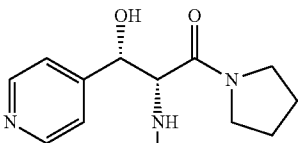
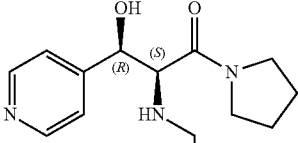
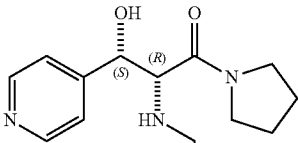
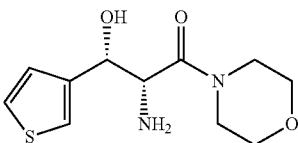
Compounds for use in the method of the invention	
Compound or compound no.	Chemical Formula
226	 <p>2•HCl (±)-threo</p>
227	 <p>2•HCl (±)-threo</p>
228	 <p>2 HCl</p>
229	 <p>2 HCl</p>
230	 <p>HCl (±)-threo</p>

TABLE 1-continued

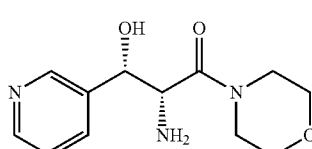
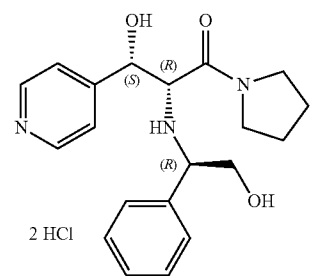
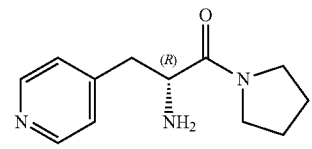
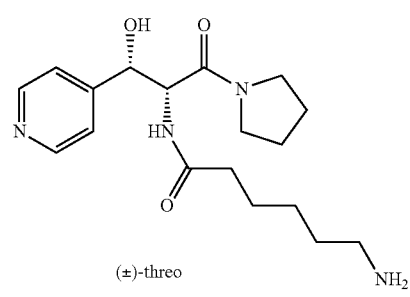
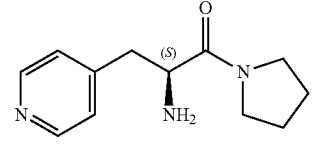
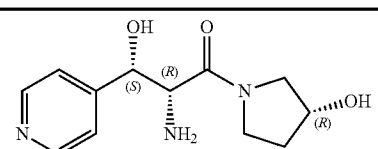
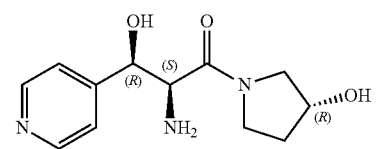
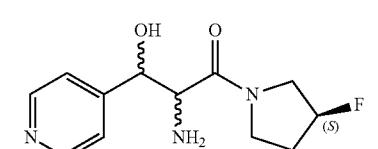
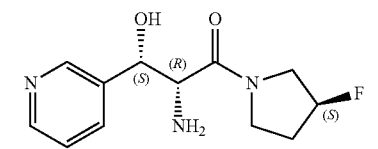
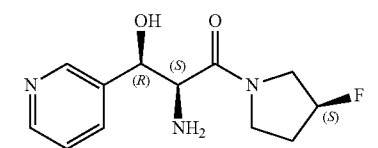
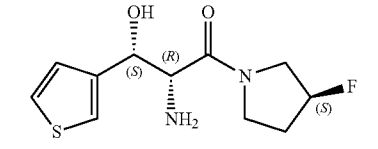
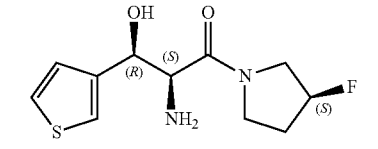
Compounds for use in the method of the invention	
Compound or compound no.	Chemical Formula
232	 <p>2•HCl (±)-threo</p>
234	 <p>2 HCl</p>
236	 <p>2 HCl</p>
238	 <p>(±)-threo</p>
240	 <p>2 HCl</p>

TABLE 1-continued

Compounds for use in the method of the invention	
Compound or compound no.	Chemical Formula
247	 <p>2•HCl +</p>  <p>2•HCl</p>
248	 <p>2•HCl (-)-threo</p>
255	 <p>2•HCl +</p>  <p>2•HCl</p>
256	 <p>2•HCl +</p>  <p>2•HCl</p>

[0039] Any of the foregoing compounds, in addition to the compounds described below, can be used in the methods of the invention to treat any cognitive disorder.

Modes of Administration:

[0040] The compounds of the invention may be administered at pharmaceutically effective dosages. Such dosages are normally the minimum dose necessary to achieve the desired therapeutic effect; in the treatment of cognitive disorders, the desired therapeutic effect is an improvement in cognitive functioning, or an alleviation of any of the symptoms associated with agnosia, amnesia, aphasia, apraxia, delirium, dementia, or learning disorders. For human adults such doses generally will be in the range of 0.1-5,000 mg/day; more preferably in the range of 1 to 3,000 mg/day, 10 mg to 500 mg/day, 500 to 1,000 mg/day, 1,000 to 1,500 mg/day, 1,500 to 2,000 mg/day, 2,000 to 2,500 mg/day, or 2,500 to 3,000 mg/day. However, the actual amount of the compound to be administered in any given case will be determined by a physician taking into account the relevant circumstances, such as the severity of the cognitive disorder, the age and weight of the patient, the patient's general physical condition, the cause of the disorder, and the route of administration.

[0041] The compounds are useful in the treatment of cognitive disorders in a mammal; particularly a human being. Preferably, the patient will be given the compound orally in any acceptable form, such as a tablet, liquid, capsule, powder and the like. However, other routes may be desirable or necessary, particularly if the patient suffers from nausea. Such other routes may include, without exception, transdermal, intraperitoneal, parenteral, subcutaneous, intranasal, intrathecal, intramuscular, intravenous and intrarectal modes of delivery. Compositions useful in the method of the invention may further include an excipient. Such an excipient may be a carrier or a diluent; this is usually mixed with the active compound, or permitted to dilute or enclose the active compound. If a diluent, the carrier may be solid, semi-solid, or liquid material that acts as an excipient or vehicle for the active compound. The formulations may also include wetting agents, emulsifying agents, preserving agents, sweetening agents, and/or flavoring agents. If used as in an ophthalmic or infusion format, the formulation will usually contain one or more salt to influence the osmotic pressure of the formulation.

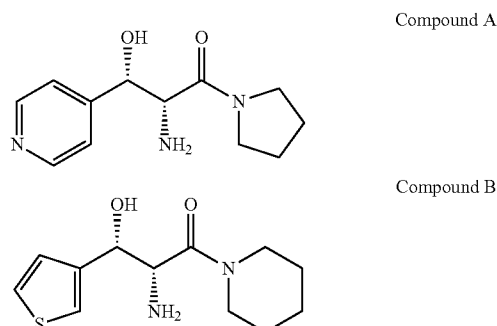
Examples

[0042] The inventors demonstrated memory-enhancing activity with three compounds of the invention. The passive avoidance task exploits the tendency for rodents to avoid environments previously associated with an aversive stimulus (e.g. shock) and is therefore a reliable measure of emotional memory. The Morris water maze (MWM) task, a test of spatial learning and memory, requires that the animal learns the spatial locations of various extra-maze cues in order to accurately locate an escape platform that is hidden beneath the surface of the water in a water tank. In all of these tasks, the tested compounds improved memory: in passive avoidance, this was true for young mice, and in the MWM task, the compounds significantly improved learning and memory in aged rats.

[0043] Importantly, the tested compounds are orally active, and therefore could be administered in many forms, including but not limited to tablet or capsule. These compounds may

also be administered IV, intramuscularly, intrathecally, subcutaneously, or intraperitoneally.

[0044] Table 2, below, indicates the effects of compounds of the invention in a passive avoidance task (latency to enter the dark/shock compartment as dependent variable). Data were analyzed with One-Way ANOVAs followed by Bonferroni-corrected post-hoc measures (required P value dependent upon number of comparisons). The table below includes data from Vehicle-treated mice and mice treated with Compound A and Compound B.



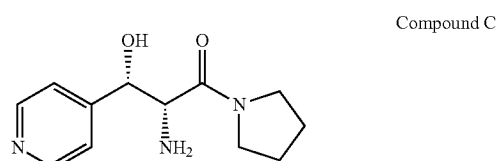
[0045] All treatments were administered IP immediately post-training. There were no significant differences during training (pre-treatment), but the post-training injections of Compound A and Compound B significantly improved memory for the shock-associated environment.

Dose (mg/kg)	Training latency Day 0	Testing latency			
		Day 1	Day 4	Day 7	
Vehicle	8.51 ± 0.95	33.49 ± 8.53	36.15 ± 12.25	9.82 ± 1.93	
A	1	14.26 ± 2.85	64.34 ± 14.21*	65.52 ± 26.20	54.32 ± 25.75*
	10	9.88 ± 1.52	82.58 ± 17.18*	58.33 ± 9.49*	47.87 ± 22.67*
B	1	6.58 ± 1.01	95.42 ± 24.99**	81 ± 26.81*	43.55 ± 19.01*
	10	8.43 ± 2.50	126.27 ± 15.64**	83.4 ± 20.11*	56.22 ± 19.62**

Overall effects of treatment were determined by repeated measures ANOVA.

Post-hoc Bonferroni tests identified differences between individual treatment groups relative to control: *Indicates P < 0.02 relative to vehicle, **indicates P < 0.01 relative to vehicle. N = 6/group.

Table 3, below, indicates the effects of Compound C in the Morris water maze task (mean escape latencies across testing days are shown).



[0046] Data were analyzed with a Mann-Whitney U Test. Mean escape latency indicates the group mean over three sessions to escape onto the hidden platform. Data are shown

for days 7-11 (the water maze training days); animals were dosed twice daily (PO) with 10 mg/kg Compound No. 1 or vehicle (as indicated) on Days 1-6 prior to water maze training.

Group	Treatment	Mean Escape Latency (sec)				
		Day 7	Day 8	Day 9	Day 10	Day 11
Young rats	Vehicle	70.3 ± 3.5	40.2 ± 13.3	23.2 ± 1.7	22.0 ± 4.2	19.9 ± 6.2
		70.7 ± 2.2	47.6 ± 3.7	53.7 ± 4.0 **	35.7 ± 0.6 *	41.3 ± 4.5 **
Aged rats	Compound C	69.9 ± 4.0	49.3 ± 5.4	41.0 ± 1.8 * ◇	28.0 ± 2.2	30.4 ± 3.4

[0047] Young and aged controls decreased their escape latencies (time to find the platform) from session to session, indicating that they could learn to locate the hidden platform. Aged controls had longer escape latencies and path length than young controls during water-maze training, suggesting age-related learning deficits. The effect of age was mainly observed during the 3rd-5th training days (Day 9-11). An analysis of variance conducted in control animals supported a statistically significant main effect of age over the training period (ANOVA: F_{Age} (all trials)=15.644; $p<0.001$).

[0048] No clear effects were observed in aged controls on average speed as compared with young controls (data not shown), suggesting the absence of motor impairment in aged rats.

[0049] Compound C (10 mg/kg), administered twice daily for 6 days prior to the experiment and twice daily during the experiment, decreased the escape latency of aged rats over the training period, as compared with aged controls. The effect of Compound C was statistically significant when pooling the data obtained during the last 3 training sessions. Compound C did not affect the average speed, as compared with aged controls (data not shown).

*= $p<0.05$; **= $p<0.01$ (aged controls versus young controls).
◇= $p<0.05$ (aged rats treated with Compound C versus young controls).

Materials and Methods

Passive Inhibitory Avoidance

Animals

[0050] C57B/6 male mice (20-25 g; $n=6-8$ /group) were used in this study.

Training/Testing

[0051] One Day 0, animals were individually placed in the bright side of a 2-chambered inhibitory avoidance box. Mice were given 35 seconds to acclimate after which a door between the two compartments was lifted and the animals were allowed to cross over into the dark compartment. Once they crossed over, the gate would close and the animal would receive a mild (0.15 mA, 2 sec) footshock. Memory retention for the shock-associated environment was evaluated 24 hours (Day 1), 4 (Day 4) and 7 (Day 7) days later. On each of the three memory retention tests (Days 1, 4, and 7), the mouse was given 15 seconds to acclimate before the gate was lifted.

Latency to enter the dark (shock) compartment was measured and considered an index of passive fear avoidance. Maximum trial length=180 sec.

Morris Water Maze

[0052] The Morris Maze consisted of a circular water tank (150 cm in diameter) filled with water and maintained at 27° C. with an escape platform (15 cm in diameter) 18 cm from the perimeter always in the same position 2 cm beneath the surface of the water. The water was made opaque by addition of a non-toxic coloring agent rendering the platform invisible. The testing was performed under light of moderate intensity.

[0053] The animals were given 5 training sessions over 5 consecutive days. Each training session consisted of 3 consecutive trials in the Morris Maze separated by 120 seconds. For each trial the animal was placed in the maze at one of two starting points equidistant from the escape platform and allowed to find the escape platform. The animal was left on the escape platform for 60 seconds followed by a 60-second rest in an individual cage before starting a new trial. If the animal did not find the platform within 120 seconds, the experimenter removed it from the water and placed it on the platform for 60 seconds. During the 3 trials the animals started the maze from the different starting points in a randomly determined order per animal.

[0054] The trials were video-recorded and the behavior of the animals was analyzed using a video-tracking system (Panlab: Smart). The principal measure taken was the escape latency (time to find the hidden platform) at each trial. Additional measures (path length (distance traveled to find the hidden platform) and average speed) were also measured.

[0055] Aged animals show amnesia in this task as indicated by a lower capacity to reduce their escape latencies from trial to trial.

15 aged rats were studied per group. The experiment also included a young control group. The test was performed blind.

[0056] Compound C was evaluated at the dose of 10 mg/kg, administered p.o., and compared with a vehicle control group. The animals received the assigned treatment twice daily for 6 days prior to water-maze training. Twice daily administration continued during training, with one administration 60 minutes before each training session and the second administration between either 8.30-9.30 am or 4:30-5:30 pm, whichever was furthest from the training session for that particular animal.

[0057] The experiment therefore included 3 groups.

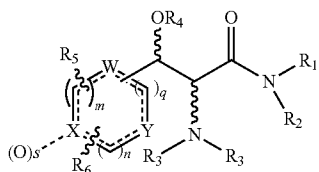
[0058] Data were analyzed by comparing treated groups with aged control using Mann Whitney U tests. In addition, the data were submitted to a two-factor analysis of variance (with age and session as factors, with repeated measures for session).

Synthetic Methods for Obtaining the Compounds of the Invention, Experimental

[0059] U.S. Patent Application Nos. 60/647,271 (WO/2006/081273; WO/2006/081280; WO/2006/081252 and WO/2006/081276), the disclosure of which is incorporated by reference herein, discloses additional compounds which may be utilized in the method of the present invention, and discloses methods for their synthesis.

What is claimed is:

1. The use of a compound in the manufacture of a medication for treating a cognitive disorder, wherein the compound has the following structure:



Formula 1

where R_1 is H or alkyl of 1 to 6 carbons,

R_2 is H, alkyl of 1 to 6 carbons or the R_1 and R_2 groups together with the nitrogen form a saturated or unsaturated 4, 5, 6 or 7 membered ring that optionally includes one or two heteroatoms independently selected from N, O and S, said 4, 5, 6 or 7 membered ring optionally being substituted with one or two COOH, CH₂OH, OH, B(OH)₂, halogen groups, cyano groups, or with one or two alkyl groups having 1 to 6 carbons, or one or two carbons of said rings being attached to an oxygen to form keto groups and said 4, 5, 6 or 7 membered ring optionally being condensed with an aromatic or non-aromatic 5 or 6 membered ring that optionally includes 1 or heteroatoms selected from N, O and S;

R_3 is independently selected from H, alkyl of 1 to 20 carbons, cycloalkyl of 3 to 6 carbons, aryl or heteroaryl, aryl-alkyl where the alkyl moiety has 1 to 4 carbons, aryl-(hydroxy)alkyl where the alkyl moiety has 1 to 4 carbons, heteroaryl-alkyl where the alkyl moiety has 1 to 4 carbons, or hetero-(hydroxy)alkyl where the alkyl moiety has 1 to 4 carbons, said aryl or heteroaryl groups being optionally substituted with 1 to 3 groups independently selected from the group consisting of halogen, alkyl of 1 to 6 carbons, alkoxy of 1 to 6 carbons and thioxy of 1 to 3 carbons, or R_3 is CO— R_7 , SO₂ R_7 or CO—O— R_7 , where R_7 is H, alkyl of 1 to 1 to 20 carbons, alkyl of 1 to 20 carbons substituted with and NH₂ group or with an NH—COalkyl group where the alkyl group has one to 6 carbons, aryl or heteroaryl, aryl-alkyl where the alkyl moiety has 1 to 4 carbons or heteroaryl-alkyl where the alkyl moiety has 1 to 4 carbons, said aryl or heteroaryl groups being optionally substituted with 1 to 3 groups independently selected from the group consisting of halogen, alkyl of 1 to 6 carbons, alkoxy of 1 to 6 carbons and thioxy of 1 to 3 carbons;

R_4 is H, alkyl of 1 to 6 carbons or CO— R_8 where R_8 is alkyl of 1 to 6 carbons;

the wavy lines represent bonds connected to carbons having R or S configuration;

the dashed lines represent a bond or absence of a bond with the proviso that the ring containing the dashed lines is aromatic;

m , n and q are integers independently selected from 0, 1, 2 or 3 with the proviso that the sum of m , n and q is 2 or 3;

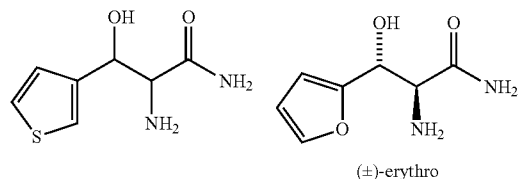
s is zero (0) or when X is N then s is zero (0) or 1;

W, X and Y independently represent a CH, CR₅, CR₆ or a heteroatom selected independently of N, O and S, and

R_5 and R_6 are independently selected from H, halogen, alkyl of 1 to 6 carbons, halogen substituted alkyl of 1 to 6 carbons, alkoxy of 1 to 6 carbons and thioxy of 1 to 3 carbons, phenyl, or

R_5 and R_6 together with the atoms to which they are attached jointly form a carbocyclic or a heterocyclic ring, the carbocyclic ring having 5 or 6 atoms in the ring, the heterocyclic ring having 5 or 6 atoms in the ring and 1 to 3 heteroatoms independently selected from N, O and S;

said carbocyclic or heterocyclic ring jointly formed by R_5 and R_6 being optionally substituted with 1 to 6 R_9 groups where R_9 is independently selected from halogen, alkyl of 1 to 6 carbons, alkoxy of 1 to 6 carbons and thioxy of 1 to 3 carbons or a pharmaceutically acceptable salt of said compound with the proviso that Formula 1 does not cover compounds where R_4 is H, R_1 and R_2 jointly with the nitrogen form a pyrrolidino or morpholino ring, the sum of m , n and q is 3, and where none of W, X and Y represent a heteroatom with the further proviso that the formula does not cover the compounds of the formula below



2. The use of claim 1, wherein the sum of the integers m , n and q is 3.

3. The use of claim 2, wherein one of the W, X and Y groups is N.

4. The use of claim 3, wherein R_5 and R_6 together with the atoms to which they are attached jointly form a carbocyclic or a heterocyclic ring.

5. The use of claim 2, wherein none of the W, X and Y groups is a heteroatom.

6. The use of claim 5 wherein R_5 and R_6 together with the atoms to which they are attached jointly form a carbocyclic or a heterocyclic ring.

7. The use of claim 1, wherein the sum of the integers m , n and q is 2 and at least one of W, X and Y is a heteroatom.

8. The use of claim 7, wherein only one of W, X and Y represents a heteroatom.

9. The use of claim 7, wherein two of the W, X and Y groups each represent an independently selected heteroatom.

10. The use of claim 1, wherein R_4 is H.

11. The use of claim 10, wherein both R_3 groups are H.

12. The use of claim 10, wherein one R_3 group is H and the other R_3 group is CO— R_7 or alkyl of 1 to 20 carbons.

13. The use of claim 10, wherein R_3 is independently selected from H and alkyl of 1 to 10 carbons.

14. The use of claim 1, wherein R_4 is CO— R_8 .

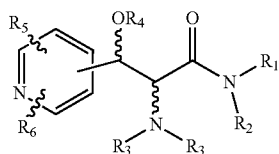
15. The use of claim 1, wherein R_1 and R_2 together with the nitrogen form a 4, 5, 6 or 7 membered ring.

16. The use of claim 15, wherein R_1 and R_2 together with the nitrogen form a 5 membered ring.

17. The use of claim 15, wherein R_1 and R_2 together with the nitrogen form a 6 membered ring.

18. The use of claim 1, wherein both R_5 and R_6 are hydrogen.

19. The use of a compound in the manufacture of a medicament for treating a cognitive disorder, wherein the compound has the following structure:



where R_1 is H or alkyl of 1 to 6 carbons,

R_2 is H, alkyl of 1 to 6 carbons or the R_1 and R_2 groups together with the nitrogen form a saturated or unsaturated 4, 5, 6 or 7 membered ring that optionally includes one or two heteroatoms independently selected from N, O and S, said 4, 5, 6 or 7 membered ring optionally being substituted with one or two COOH, CH_2OH , OH, $B(OH)_2$, halogen groups, cyano groups or with one or two alkyl groups having 1 to 6 carbons;

R_3 is H, $CO-R_7$ or $CO-O-R_7$ where R_7 is H, alkyl of 1 to 1 to 20 carbons, cycloalkyl of 3 to 6 carbons, aryl or heteroaryl, aryl-alkyl, aryl(hydroxy)alkyl, heteroaryl-alkyl or heteroaryl(hydroxy)alkyl where the alkyl moiety has 1 to 4 carbons, said aryl or heteroaryl groups being optionally substituted with 1 to 3 groups independently selected from the group consisting of halogen, alkyl of 1 to 6 carbons, alkoxy of 1 to 6 carbons and thioxy of 1 to 3 carbons;

R_4 is H, alkyl of 1 to 6 carbons, or $CO-R_8$ where R_8 is alkyl of 1 to 6 carbons,

R_5 and R_6 are independently selected from H, halogen, alkyl of 1 to 6 carbons, alkoxy of 1 to 6 carbons and thioxy of 1 to 3 carbons, or

R_5 and R_6 together with the atoms to which they are attached jointly form a carbocyclic or a heterocyclic ring, the carbocyclic ring having 5 or 6 atoms in the ring, the heterocyclic ring having 5 or 6 atoms in the ring and 1 to 3 heteroatoms independently selected from N, O and S;

said carbocyclic or heterocyclic ring jointly formed by R_5 and R_6 being optionally substituted with 1 to 6 R_9 groups where R_9 is independently selected from halogen, alkyl of 1 to 6 carbons, alkoxy of 1 to 6 carbons, and

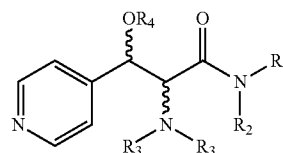
the wavy lines represent bonds of the alpha or beta configuration, or any pharmaceutically acceptable salt of said compound.

20. The use of claim 19, wherein R_4 is H.

21. The use of claim 19, wherein both R_3 groups are H.

22. The use of claim 19, wherein both R_5 and R_6 are hydrogen.

23. The use of claim 19, wherein the compound has the formula

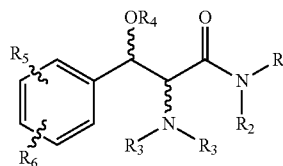


or a pharmaceutically acceptable salt of said compound.

24. The use of claim 23, wherein R_4 is H.

25. The use of claim 23, wherein both R_3 groups are H.

26. The use of a compound in the manufacture of a medicament for treating a cognitive disorder, wherein the compound has the following structure:



where R_1 is H or alkyl of 1 to 6 carbons,

R_2 is alkyl of 1 to 6 carbons or the R_1 and R_2 groups together with the nitrogen form a saturated or unsaturated 4, 5, 6 or 7 membered ring that optionally includes one or two heteroatoms independently selected from N, O and S, said 4, 5, 6 or 7 membered ring optionally being substituted with one or two COOH, CH_2OH , OH, $B(OH)_2$, halogen groups, cyano groups, or with one or two alkyl groups having 1 to 6 carbons,

R_3 is H, $CO-R_7$ or $CO-O-R_7$ where R_7 is H, alkyl of 1 to 1 to 20 carbons, aryl or heteroaryl, cycloalkyl of 3 to 6 carbons, aryl-alkyl aryl(hydroxy)alkyl, heteroaryl-alkyl or heteroaryl(hydroxy)alkyl where the alkyl moiety has 1 to 4 carbons, said aryl or heteroaryl groups being optionally substituted with 1 to 3 groups independently selected from the group consisting of halogen, alkyl of 1 to 6 carbons, alkoxy of 1 to 6 carbons and thioxy of 1 to 3 carbons;

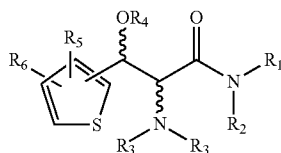
R_4 is H, alkyl of 1 to 6 carbons, or $CO-R_8$ where R_8 is alkyl of 1 to 6 carbons;

R_5 and R_6 are independently selected from H, halogen, alkyl of 1 to 6 carbons, alkoxy of 1 to 6 carbons, thioxy of 1 to 3 carbons and phenyl, or

R_5 and R_6 together with the atoms to which they are attached jointly form a carbocyclic or a heterocyclic ring, the carbocyclic ring having 5 or 6 atoms in the ring, the heterocyclic ring having 5 or 6 atoms in the ring and 1 to 3 heteroatoms independently selected from N, O and S;

said carbocyclic or heterocyclic ring jointly formed by R_5 and R_6 being optionally substituted with 1 to 6 R_9 groups where R_9 is independently selected from halogen, alkyl of 1 to 6 carbons, alkoxy of 1 to 6 carbons and thioxy of 1 to 3 carbons, and the wavy lines represent bonds connected to carbons having R or S of configuration, with the proviso that the claim does not cover compounds where R_4 is H, R_1 and R_2 jointly with the nitrogen form a pyrrolidino or morpholino ring, or any pharmaceutically acceptable salt of said compound.

27. The use of a compound in the manufacture of a medicament for treating a cognitive disorder, wherein the compound has the following structure:



where X is O or S;

R₁ is H or alkyl of 1 to 6 carbons,

R₂ is H, alkyl of 1 to 6 carbons or the R₁ and R₂ groups together with the nitrogen form a saturated or unsaturated 5 or 6 membered ring that optionally includes one or two heteroatoms independently selected from N, O and S, said 4, 5, 6 or 7 membered ring optionally being substituted with one or two COOH, CH₂OH, OH, B(OH)₂, halogen groups or cyano groups with one or two alkyl groups having 1 to 6 carbons,

R₃ is H, CO—R₇ or CO—O—R₇ where R₇ is H, alkyl of 1 to 1 to 20 carbons, aryl or heteroaryl, aryl-alkyl, aryl (hydroxy)alkyl, heteroaryl-alkyl or heteroaryl(hydroxy)alkyl where the alkyl moiety has 1 to 4 carbons, said aryl or heteroaryl groups being optionally substituted with 1 to 3 groups independently selected from the group consisting of halogen, alkyl of 1 to 6 carbons, alkoxy of 1 to 6 carbons and thioxy of 1 to 3 carbons;

R₄ is H, alkyl of 1 to 6 carbons, or CO—R₈ where R₈ is alkyl of 1 to 6 carbons;

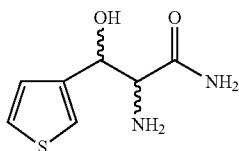
R₅ and R₆ are independently selected from H, halogen, alkyl of 1 to 6 carbons, alkoxy of 1 to 6 carbons and thioxy of 1 to 3 carbons, or

R₅ and R₆ together with the atoms to which they are attached jointly form a carbocyclic or a heterocyclic ring, the carbocyclic ring having 5 or 6 atoms in the ring, the heterocyclic ring having 5 or 6 atoms in the ring and 1 to 3 heteroatoms independently selected from N, O and S;

said carbocyclic or heterocyclic ring jointly formed by R₅ and R₆ being optionally substituted with 1 to 6 R₉ groups where R₉ is independently selected from halogen, alkyl of 1 to 6 carbons, alkoxy of 1 to 6 carbons, and

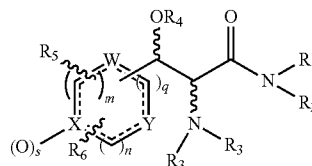
the wavy lines represent bonds connected to carbons having R or S configuration, or any pharmaceutically acceptable salt of said compound

with the further proviso that the claim does not cover the compound shown below



28. The use of a compound in the manufacture of a medicament for treating a cognitive disorder, wherein the compound has the following structure:

Formula 1



where R₁ is H or alkyl of 1 to 6 carbons,

R₂ is H, alkyl of 1 to 6 carbons or the R₁ and R₂ groups together with the nitrogen form a saturated or unsaturated 4, 5, 6 or 7 membered ring that optionally includes one or two heteroatoms independently selected from N, O and S, said 4, 5, 6 or 7 membered ring optionally being substituted with one or two COOH, CH₂OH, OH, B(OH)₂, halogen or cyano groups or with one or two alkyl groups having 1 to 6 carbons, or one or two carbons of said rings being attached to an oxygen to form keto groups and said 4, 5, 6 or 7 membered ring optionally being condensed with an aromatic or non-aromatic 5 or 6 membered ring that optionally includes 1 or heteroatoms selected from N, O and S;

R₃ is independently selected from H, alkyl of 1 to 20 carbons, cycloalkyl of 3 to 6 carbons, aryl or heteroaryl, aryl-alkyl where the alkyl moiety has 1 to 4 carbons, aryl-(hydroxy)alkyl where the alkyl moiety has 1 to 4 carbons, heteroaryl-alkyl where the alkyl moiety has 1 to 4 carbons or hetero-(hydroxy)alkyl where the alkyl moiety has 1 to 4 carbons, said aryl or heteroaryl groups being optionally substituted with 1 to 3 groups independently selected from the group consisting of halogen, alkyl of 1 to 6 carbons, alkoxy of 1 to 6 carbons and thioxy of 1 to 3 carbons, or R₃ is CO—R₇, SO₂R₇ or CO—O—R₇ where R₇ is H, alkyl of 1 to 1 to 20 carbons, alkyl of 1 to 20 carbons substituted with and NH₂ group or with an NH—COalkyl group where the alkyl group has one to 6 carbons aryl or heteroaryl, aryl-alkyl where the alkyl moiety has 1 to 4 carbons or heteroaryl-alkyl where the alkyl moiety has 1 to 4 carbons, said aryl or heteroaryl groups being optionally substituted with 1 to 3 groups independently selected from the group consisting of halogen, alkyl of 1 to 6 carbons, alkoxy of 1 to 6 carbons and thioxy of 1 to 3 carbons;

the wavy lines represent bonds connected to carbons having R or S configuration;

the dashed lines represent a bond or absence of a bond with the proviso that the ring containing the dashed lines is aromatic;

R₉ and R₁₀ are one of the combinations selected from the group consisting of (1) R₉ is NOR₁₁ and R₁₀ does not exist, (2) R₉ is OR₁₁ and R₁₀ is alkyl of 1 to 6 carbons, (3) when the dashed lines between carbons 2 and 3 of the propionic acid moiety represent a bond then R₉ is H or alkyl of 1 to 6 carbons and R₁₀ does not exist;

R₁₁ is H, alkyl of 1 to 6 carbons or CO—R₁₂ where R₁₂ is alkyl of 1 to 6 carbons;

m, n and q are integers independently selected from 0, 1, 2 or 3 with the proviso that the sum of m, n and q is 2 or 3;

is zero (0) or when X is N then s is zero (0) or 1;

W, X and Y independently represent a CH, CR₅, CR₆ or a heteroatom selected independently of N, O and S, and

R₅ and R₆ are independently selected from H, halogen, alkyl of 1 to 6 carbons, halogen substituted alkyl of 1 to 6 carbons, alkoxy of 1 to 6 carbons and thioxy of 1 to 3 carbons, phenyl, or

R₅ and R₆ together with the atoms to which they are attached jointly form a carbocyclic or a heterocyclic ring, the carbocyclic ring having 5 or 6 atoms in the ring, the heterocyclic ring having 5 or 6 atoms in the ring and 1 to 3 heteroatoms independently selected from N, O and S;

said carbocyclic or heterocyclic ring jointly formed by R₅ and R₆ being optionally substituted with 1 to 6 R₁₂ groups where R₁₂ is independently selected from halogen, alkyl of 1 to 6 carbons, alkoxy of 1 to 6 carbons and thioxy of 1 to 3 carbons or a pharmaceutically acceptable salt of said compound.

29. The use of claim 28, wherein the sum of the integers m, n and q is 3.

30. The use of claim 28, wherein one of the W, X and Y groups is N.

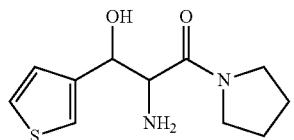
31. The use of claim 28, wherein the R₁ and R₂ groups together with the nitrogen form a 5-membered ring.

32. The use of claim 28, wherein R₉ is NOR₁₁ and R₁₀ does not exist.

33. The use of claim 28, wherein R₉ is methyl and R₁₀ is OR₁₁.

34. The use of claim 28, wherein the dashed line between carbons 2 and 3 represents a bond.

35. The use of a compound in the manufacture of a medicament for treating a cognitive disorder, wherein the compound has the following structure:



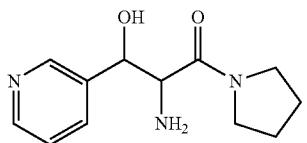
36. The use of claim 35, wherein the compound is (2S,3S)-2-amino-3-hydroxy-1-(pyrrolidin-1-yl)-3-(thiophen-3-yl)propan-1-one.

37. The use of claim 35, wherein the compound is (2S,3R)-2-amino-3-hydroxy-1-(pyrrolidin-1-yl)-3-(thiophen-3-yl)propan-1-one.

38. The use of claim 35, wherein the compound is (2R,3S)-2-amino-3-hydroxy-1-(pyrrolidin-1-yl)-3-(thiophen-3-yl)propan-1-one.

39. The use of claim 35, wherein the compound is (2R,3R)-2-amino-3-hydroxy-1-(pyrrolidin-1-yl)-3-(thiophen-3-yl)propan-1-one.

40. The use of a compound in the manufacture of a medicament for treating a cognitive disorder, wherein the compound has the following structure:



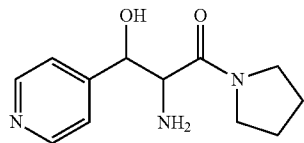
41. The use of claim 40, wherein the compound is (2S,3S)-2-amino-3-hydroxy-3-(pyridin-3-yl)-1-(pyrrolidin-1-yl)propan-1-one.

42. The use of claim 40, wherein the compound is (2S,3R)-2-amino-3-hydroxy-3-(pyridin-3-yl)-1-(pyrrolidin-1-yl)propan-1-one.

43. The use of claim 40, wherein the compound is (2R,3S)-2-amino-3-hydroxy-3-(pyridin-3-yl)-1-(pyrrolidin-1-yl)propan-1-one.

44. The use of claim 40, wherein the compound is (2R,3R)-2-amino-3-hydroxy-3-(pyridin-3-yl)-1-(pyrrolidin-1-yl)propan-1-one.

45. The use of a compound in the manufacture of a medicament for treating a cognitive disorder, wherein the compound has the following structure:



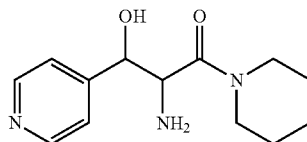
46. The use of claim 45, wherein the compound is (2S,3S)-2-amino-3-hydroxy-3-(pyridin-4-yl)-1-(pyrrolidin-1-yl)propan-1-one.

47. The use of claim 45, wherein the compound is (2S,3R)-2-amino-3-hydroxy-3-(pyridin-4-yl)-1-(pyrrolidin-1-yl)propan-1-one.

48. The use of claim 45, wherein the compound is (2R,3S)-2-amino-3-hydroxy-3-(pyridin-4-yl)-1-(pyrrolidin-1-yl)propan-1-one.

49. The use of claim 45, wherein the compound is (2R,3R)-2-amino-3-hydroxy-3-(pyridin-4-yl)-1-(pyrrolidin-1-yl)propan-1-one.

50. The use of a compound in the manufacture of a medicament for treating a cognitive disorder, wherein the compound has the following structure:



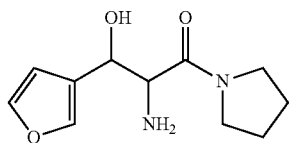
51. The use of claim 50, wherein the compound is (2S,3S)-2-amino-3-hydroxy-1-(piperidin-1-yl)-3-(pyridin-4-yl)propan-1-one.

52. The use of claim 50, wherein the compound is (2S,3R)-2-amino-3-hydroxy-1-(piperidin-1-yl)-3-(pyridin-4-yl)propan-1-one.

53. The use of claim 50, wherein the compound is (2R,3S)-2-amino-3-hydroxy-1-(piperidin-1-yl)-3-(pyridin-4-yl)propan-1-one.

54. The use of claim 50, wherein the compound is (2R,3R)-2-amino-3-hydroxy-1-(piperidin-1-yl)-3-(pyridin-4-yl)propan-1-one.

55. The use of a compound in the manufacture of a medicament for treating a cognitive disorder, wherein the compound has the following structure:



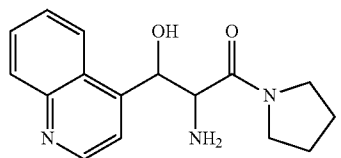
56. The use of claim 55, wherein the compound is (2S,3S)-2-amino-3-(furan-3-yl)-3-hydroxy-1-(pyrrolidin-1-yl)propan-1-one.

57. The use of claim 55, wherein the compound is (2S,3R)-2-amino-3-(furan-3-yl)-3-hydroxy-1-(pyrrolidin-1-yl)propan-1-one.

58. The use of claim 55, wherein the compound is (2R,3S)-2-amino-3-(furan-3-yl)-3-hydroxy-1-(pyrrolidin-1-yl)propan-1-one.

59. The use of claim 55, wherein the compound is (2R,3R)-2-amino-3-(furan-3-yl)-3-hydroxy-1-(pyrrolidin-1-yl)propan-1-one.

60. The use of a compound in the manufacture of a medicament for treating a cognitive disorder, wherein the compound has the following structure



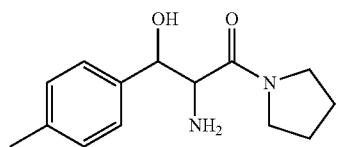
61. The use of claim 60, wherein the compound is (2S,3S)-2-amino-3-hydroxy-1-(pyrrolidin-1-yl)-3-(quinolin-4-yl)propan-1-one.

62. The use of claim 60, wherein the compound is (2S,3R)-2-amino-3-hydroxy-1-(pyrrolidin-1-yl)-3-(quinolin-4-yl)propan-1-one.

63. The use of claim 60, wherein the compound is (2R,3S)-2-amino-3-hydroxy-1-(pyrrolidin-1-yl)-3-(quinolin-4-yl)propan-1-one.

64. The use of claim 60, wherein the compound is (2R,3R)-2-amino-3-hydroxy-1-(pyrrolidin-1-yl)-3-(quinolin-4-yl)propan-1-one.

65. The use of a compound in the manufacture of a medicament for treating a cognitive disorder, wherein the compound has the following structure:



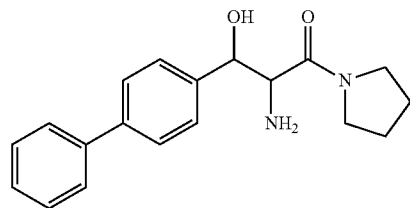
66. The use of claim 65, wherein the compound is (2S,3S)-2-amino-3-hydroxy-1-(pyrrolidin-1-yl)-3-p-tolylpropan-1-one.

67. The use of claim 65, wherein the compound is (2S,3R)-2-amino-3-hydroxy-1-(pyrrolidin-1-yl)-3-p-tolylpropan-1-one.

68. The use of claim 65, wherein the compound is (2R,3S)-2-amino-3-hydroxy-1-(pyrrolidin-1-yl)-3-p-tolylpropan-1-one.

69. The use of claim 65, wherein the compound is (2R,3R)-2-amino-3-hydroxy-1-(pyrrolidin-1-yl)-3-p-tolylpropan-1-one.

70. The use of a compound in the manufacture of a medicament for treating a cognitive disorder, wherein the compound has the following structure:



71. The use of claim 70, wherein the compound is (2S,3S)-2-amino-3-(biphenyl-4-yl)-3-hydroxy-1-(pyrrolidin-1-yl)propan-1-one.

72. The use of claim 70, wherein the compound is (2S,3R)-2-amino-3-(biphenyl-4-yl)-3-hydroxy-1-(pyrrolidin-1-yl)propan-1-one.

73. The use of claim 70, wherein the compound is (2R,3S)-2-amino-3-(biphenyl-4-yl)-3-hydroxy-1-(pyrrolidin-1-yl)propan-1-one.

74. The use of claim 70, wherein the compound is (2R,3R)-2-amino-3-(biphenyl-4-yl)-3-hydroxy-1-(pyrrolidin-1-yl)propan-1-one.

75. The use according to any of the preceding claims, wherein the cognitive disorder is selected from the group consisting of an agnosia, an amnesia, an aphasia, an apraxia, a delirium, a dementia, and a learning disorder.

76. The use according to claim 75, wherein the cognitive disorder is selected from the group consisting of AIDS dementia complex, Binswanger's disease, dementia with Lewy Bodies, frontotemporal dementia, mild cognitive impairment, multi-infarct dementia, Pick's disease, semantic dementia, senile dementia, and vascular dementia.

77. The use according to claim 75, wherein the learning disorder is selected from the group consisting of Asperger's syndrome, attention deficit disorder,

attention deficit hyperactivity disorder, autism, childhood disintegrative disorder, and Rett syndrome.

78. The use according to claim 75, wherein the aphasia is progressive non-fluent aphasia.

79. The use according to any of the preceding claims, wherein the cognitive disorder is associated with neurodegenerative disease, injury to the brain, psychiatric disorders, or chronic pain.

80. The use according to claim 79, wherein the neurodegenerative disease is selected from the group consisting of Alzheimer's disease, corticobasal degeneration, Creutzfeldt-Jacob disease, frontotemporal lobar degeneration, Huntington disease, multiple sclerosis, normal pressure hydrocephalus, organic chronic brain syndrome, Parkinson's disease, Pick disease, progressive supranuclear palsy, and senile dementia (Alzheimer type).

81. The use according to claim 79, wherein the injury to the brain is selected from the group consisting of chronic subdu-

ral hematoma, concussion, intracerebral hemorrhage, encephalitis, meningitis, septicemia, drug intoxication, and drug abuse.

82. The use according to claim **79**, wherein the psychiatric disorders are selected from the group consisting of anxiety disorders, dissociative disorders, mood disorders, schizophrenia, and somatoform and factitious disorders.

* * * * *