



US 20160029773A1

(19) **United States**

(12) **Patent Application Publication**  
**GALIK**

(10) **Pub. No.: US 2016/0029773 A1**

(43) **Pub. Date: Feb. 4, 2016**

(54) **SALON CAPE**

**Publication Classification**

(71) Applicant: **SIMONA GALIK**, Davidson, NC (US)

(51) **Int. Cl.**  
*A45D 44/08* (2006.01)

(72) Inventor: **SIMONA GALIK**, Davidson, NC (US)

*A41D 13/04* (2006.01)

(21) Appl. No.: **14/533,807**

(52) **U.S. Cl.**  
CPC ..... *A45D 44/08* (2013.01); *A41D 13/04*  
(2013.01)

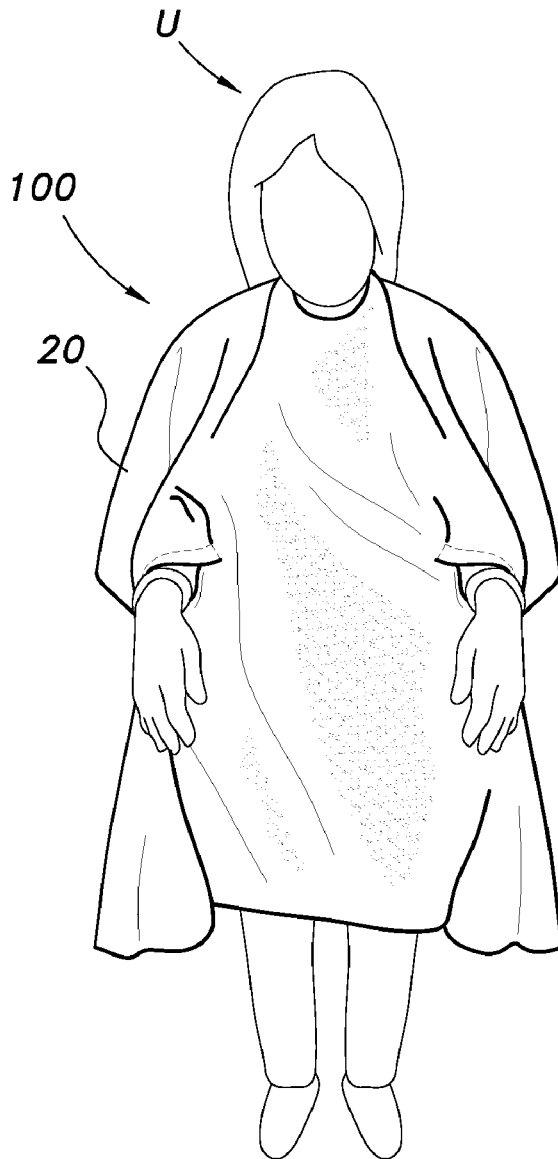
(22) Filed: **Nov. 5, 2014**

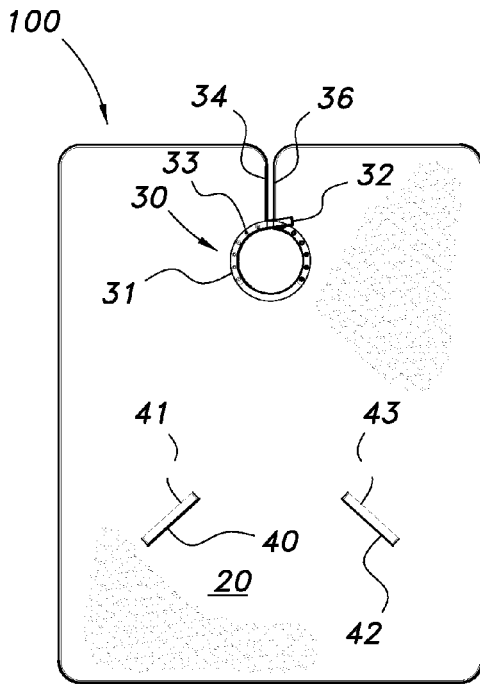
(57) **ABSTRACT**

A salon cape has openings for hands, and when worn by a customer allows the customer to use their hands while they are getting a haircut. This allows the customer to read a newspaper, a magazine, make and receive telephone calls, answer texts and emails on their phone, and much more.

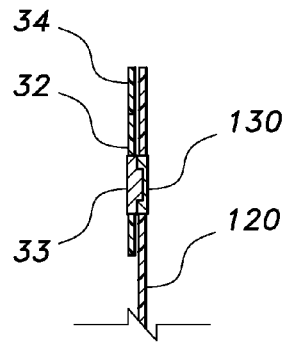
**Related U.S. Application Data**

(60) Provisional application No. 62/030,948, filed on Jul. 30, 2014.

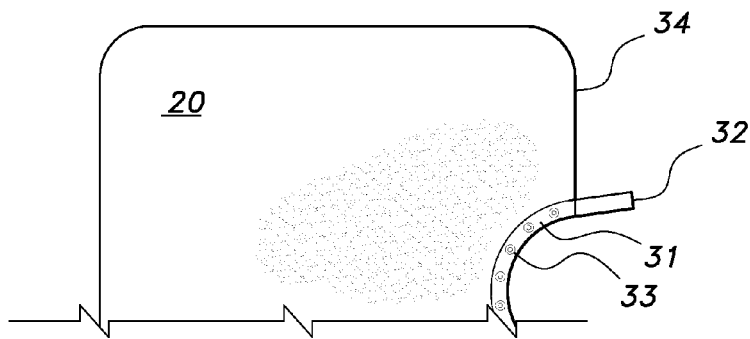




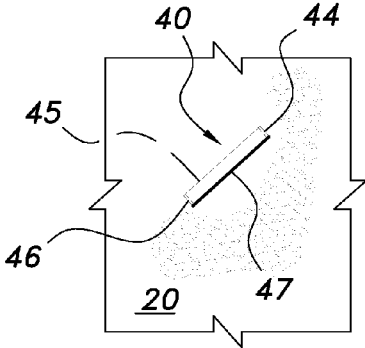
**FIG. 1**



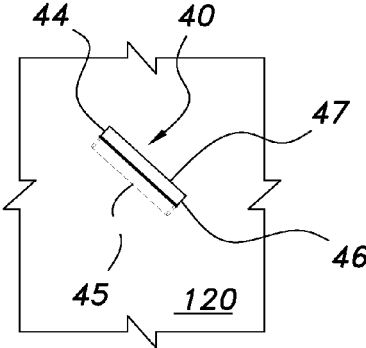
**FIG. 3**



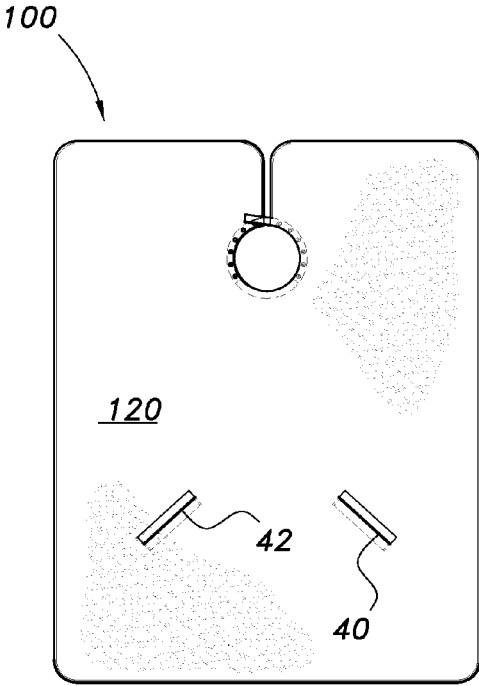
**FIG. 2**



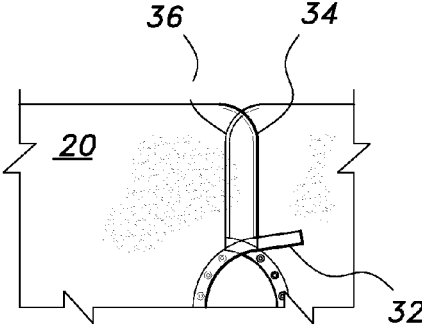
**FIG. 5**



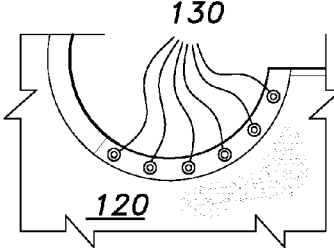
**FIG. 6**



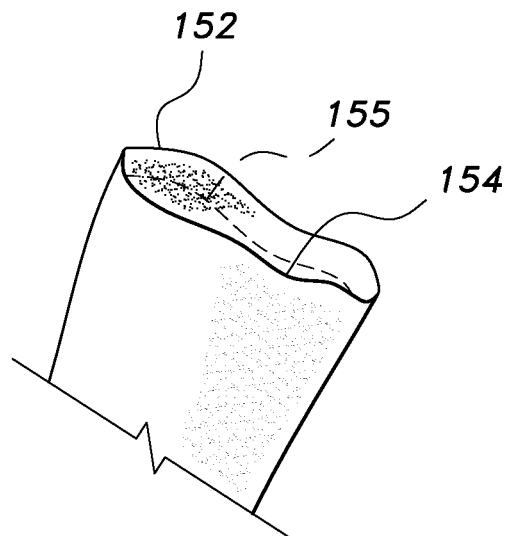
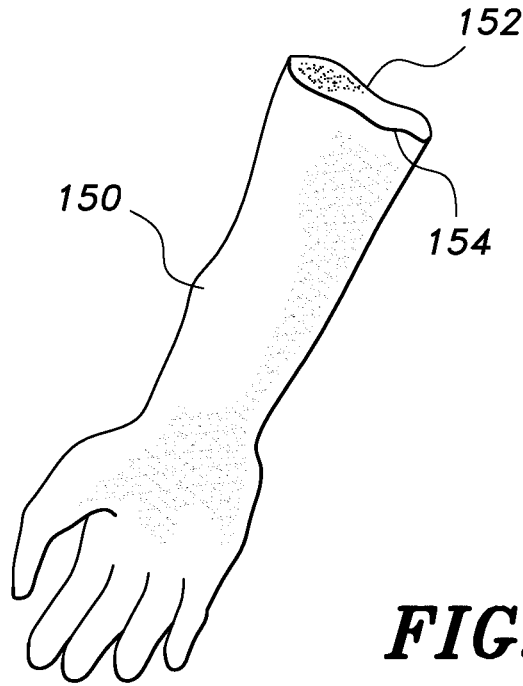
**FIG. 4**

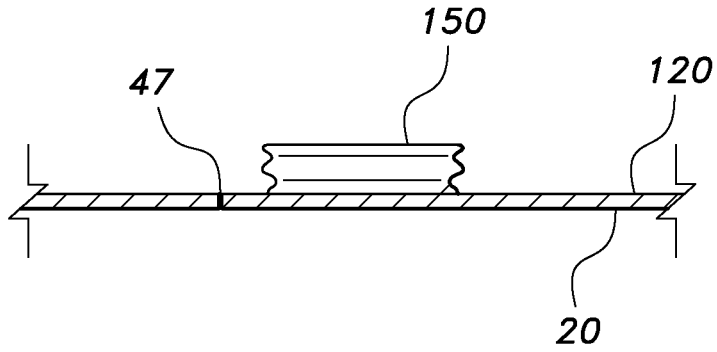


**FIG. 7**

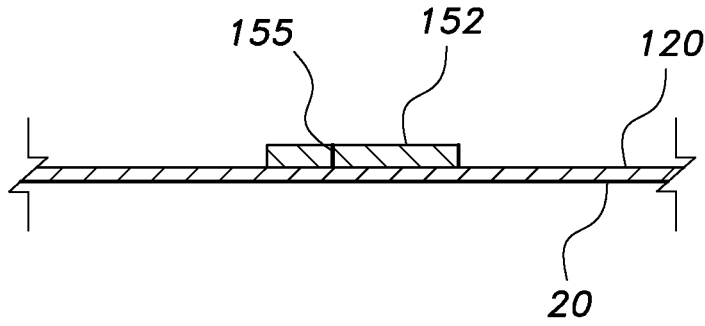


**FIG. 8**

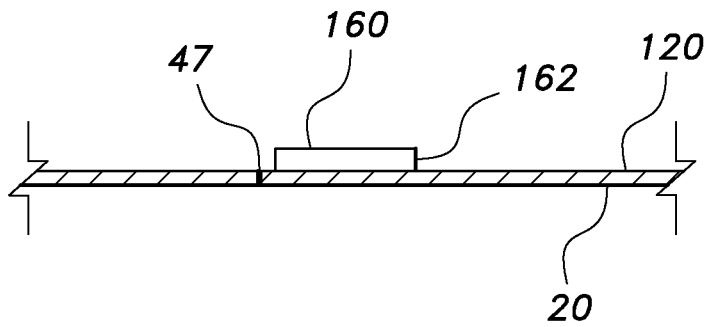




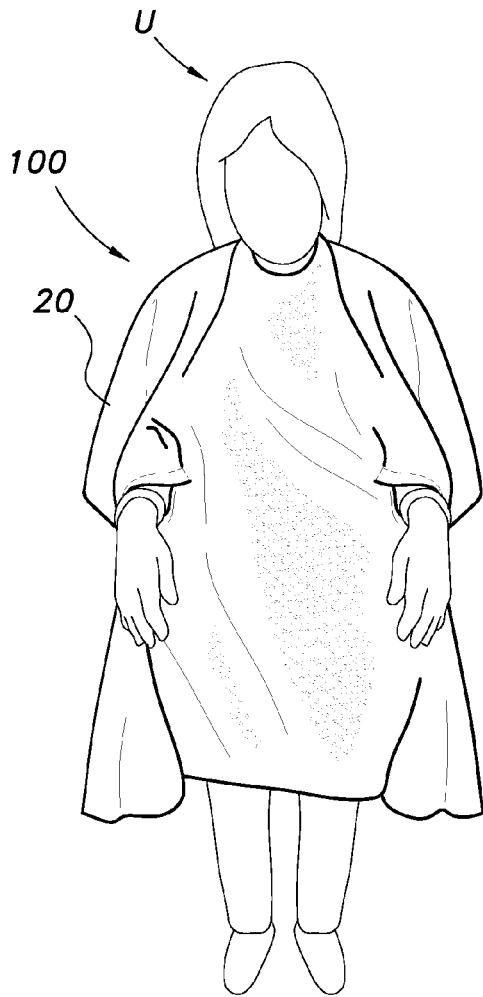
**FIG. 11**



**FIG. 12**



**FIG. 13**



**FIG. 14**



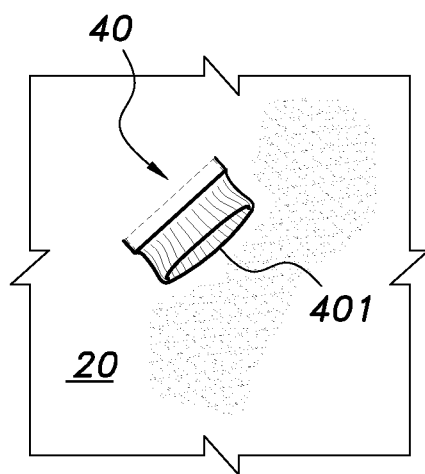
**FIG. 15**



**FIG. 16**



**FIG. 17**



**FIG. 18**



## SALON CAPE

### CROSS REFERENCE TO RELATED APPLICATIONS

**[0001]** This application claims the priority of Provisional Application No. 62/030,948 filed on Jul. 30, 2014, inventor Simona Galikova, entitled "Hair Salon Capes with Openings . . . While Getting a Haircut." The entire disclosure of this provisional patent application is hereby incorporated by reference thereto, in its entirety.

### STATEMENT REGARDING FEDERALLY SPONSORED RESEARCH OR DEVELOPMENT

**[0002]** Not applicable.

### FIELD OF THE INVENTION

**[0003]** The present invention relates generally to a salon cape for use by a person as a cover, for example during a hair cut.

### BACKGROUND OF THE INVENTION

**[0004]** Salon capes are known in general. However, it is a problem to provide a salon cape for covering a user while permitting a user to use their hands for activities.

**[0005]** It is a further problem to provide protection for a user's hands while wearing a salon cape.

**[0006]** Ordinary salon capes are inconvenient for a user. When a customer walks into the hair salon, that customer is led to a chair. A hairstylist puts a salon cape over the customer for protection of the customer and the customer's clothing against hair clipping, liquids, powders, and stains. The prior art salon cape covers the entire front of the body, and is well known. Because the customer's whole front body is covered, he/she can't use their hands to hold a phone, newspaper or a magazine. Commonly, haircuts may take from 30 to 60 minutes, which is a long time for a customer to sit still. The current salon capes, as used in hair salons and barbershops for example, do not have any type of openings for hands.

**[0007]** It is accordingly a problem in the prior art to provide a salon cape that is inexpensive, light, non-bulky, and overcomes the disadvantages of the prior art salon capes.

### SUMMARY OF THE INVENTION

**[0008]** From the foregoing, it is seen that it is a problem in the art to provide a device meeting the above requirements.

**[0009]** According to the present invention, a device is provided which meets the aforementioned requirements and needs in the prior art. Specifically, the device according to the present invention provides a salon cape which has openings for hands, and when worn by a customer allows the customer to use their hands while they are getting a haircut. This allows the customer to read a newspaper, a magazine, make and receive telephone calls, answer texts and emails on their phone, and much more.

**[0010]** The invention provides hair salon capes with openings for hands in the front part of the cape, preferably at waist level. The openings placed at the customer's waist level through the cape allow a customer to use their hands for different activities, as noted above.

**[0011]** Other objects and advantages of the present invention will be more readily apparent from the following detailed description when read in conjunction with the accompanying drawings.

### BRIEF DESCRIPTION OF THE DRAWINGS

**[0012]** FIG. 1 is a front elevational view of a front side of a salon cape, according to the present invention.

**[0013]** FIG. 2 is an enlarged view of a portion of the salon cape of FIG. 1, showing a portion of a circular neck opening.

**[0014]** FIG. 3 is a sectional side view through a closure portion of the salon cape of FIGS. 1 and 2.

**[0015]** FIG. 4 is an elevational view of a rear side of the salon cape of FIG. 1.

**[0016]** FIG. 5 is an enlarged view of an opening through the salon cape of FIG. 1.

**[0017]** FIG. 6 is a rear view of the portion shown in FIG. 5.

**[0018]** FIG. 7 is an enlarged view of the closure portion for the neck opening of the salon cape of FIG. 1.

**[0019]** FIG. 8 is an enlarged view as seen from the rear of the neck opening of the salon cape of FIG. 1, showing a plurality of connector elements thereon.

**[0020]** FIG. 9 is a perspective view of a portion of a flexible glove that can be provided with the salon cape of FIG. 1.

**[0021]** FIG. 10 is an enlarged view of an end of the glove of FIG. 9 showing connection of one portion to a portion of the salon cape.

**[0022]** FIG. 11 is a side view, partially in section, showing the glove of FIG. 9 in a folded configuration adjacent to a portion of the salon cape.

**[0023]** FIG. 12 shows a sectional view of the glove of FIG. 11 as connected to the salon cape.

**[0024]** FIG. 13 is a side view, partially in section, showing an embodiment of the invention in which a pocket disposed on the rear side of the salon cape.

**[0025]** FIG. 14 is a front view of a user wearing the salon cape of FIG. 1, wherein the user's hands extend through the openings in the salon cape.

**[0026]** FIG. 15 is an elevational view as seen from the left of FIG. 14.

**[0027]** FIG. 16 is an elevational view as seen from the rear of FIG. 14.

**[0028]** FIG. 17 is an elevational view as seen from the right of FIG. 14.

**[0029]** FIG. 18 is an enlarged view of a further embodiment of the present invention, having a sleeve member extending from the opening in the salon cape.

### DETAILED DESCRIPTION OF THE INVENTION

**[0030]** FIG. 1 is a front elevational view of a front side of a salon cape **100**, which can be worn by a customer or user. The salon cape **100** has openings **40** and **42** which allow the customer's hands to extend through the salon cape **100**. When worn by a customer, the salon cape **100** allows the customer to use their hands while they are getting a haircut, for example. This allows the customer to read a newspaper, read a magazine, make and receive telephone calls, answer texts and emails on their phone, and much more. The salon cape **100** is placed over the customer for protection of the customer and the customer's clothing against hair clipping, liquids, powders, and stains.

**[0031]** As shown in FIG. 1, the salon cape **100** includes a neck opening **30** having a periphery **31**, an attachment tab **32**,

and a plurality of connector elements 33. A salon cape 100 has a body portion having a front side 20, an upper portion 34, and an upper portion 36. The portions 34 and 36 are separated to allow passage of a user's neck therebetween and allowing adjustment of the neck opening 30 to fit different user's necks. The salon cape 100 has an opening 40 and an opening 42.

[0032] FIG. 2 is an enlarged view of a portion of the salon cape 100 of FIG. 1, showing a portion of a circular neck opening 30 showing the periphery 31, the attachment tab 32, and the plurality of connector elements 33.

[0033] FIG. 3 is a sectional side view through a closure portion of the salon cape 100 of FIGS. 1 and 2. In this view, a connector element 33 supported by the attachment tab 32 is shown secured in a connector portion 130. The connector elements 33 and 130 can, for example, be snap fasteners having male portions and female portions. Alternatively the connector elements could be hook-and-loop fastener members, magnetic closure members, or any other type of connector element that would be known to one having skill in the clothing arts.

[0034] FIG. 4 is an elevational view of a rear side 120 of the salon cape 100 of FIG. 1.

[0035] FIG. 5 is an enlarged view of an opening 40 through the salon cape 100 of FIG. 1. In this view, the opening 40 has a flap member 45 connected to the portion 20 at a portion 47 shown in dashed outline. The opening has opposed side portions 44 and 46.

[0036] FIG. 6 is a rear view of the opening 40 shown in FIG. 5, showing the rear side 120 of the salon cape 100. In this view, the flap member 45 is shown in dashed outline, while the portion 47 is shown having the opposed portions 44 and 46. The flap member 45 is provided so that it extends over the front of the openings, to provide coverage of the openings to prevent hair and liquids from entering the openings, particularly when the openings are not being used by the customer's hands or arms.

[0037] FIG. 7 is an enlarged view of the closure portion for the neck opening of the salon cape of FIG. 1. The flap member can be secured at the portion 47 to the rear side 120 by stitching, ultrasonic welding, adhesive, or other connection means which would be known to any one having skill in the clothing arts.

[0038] FIG. 8 is an enlarged view as seen from the rear of the neck opening of the salon cape of FIG. 1, showing a plurality of the connector elements 130 thereon. The connector elements 130 can detachably connect to the connector elements 33, as noted above.

[0039] FIG. 9 is a perspective view of a portion of a flexible glove 150 that can be provided with the salon cape 100 of FIG. 1. The glove 150 has an open end having a first side 152 and a second side 154. The glove 150 can be provided separately, and kept for example in a pouch or pocket (not shown) on the salon cape 100. In one embodiment, the glove 150 is secured to the salon cape 100 such that, in use, one of the two sides 152 and 154 is secured to the salon cape 100 to keep it secured to the salon cape 100, making it easier for the customer to insert each individual hand without assistance from their other hand.

[0040] FIG. 10 is an enlarged view of an end of the glove 150 of FIG. 9 showing connection of one portion 152 of the glove 150 to a portion of the salon cape 100 by stitching or sewing along the dashed line 155. The attachment of the glove 150 is shown schematically, and other types of attachment can be used. All such variations, that would be known to any one

having skill in the clothing arts, are contemplated as being within the scope of the present invention.

[0041] FIG. 11 is a side view, partially in section, showing the glove 150 of FIG. 9 in a folded configuration adjacent to a portion 47 of the salon cape 100 on the side 120.

[0042] FIG. 12 shows a sectional view of the portion 152 of the glove 150 of FIG. 11 as connected to the salon cape 100 by stitching 155. As noted above, other types of attachment are contemplated as being within the scope of the present invention.

[0043] FIG. 13 is a side view, partially in section, showing an embodiment of the invention in which a pocket 160 is disposed on the rear side 120 of the salon cape 100. The pocket 160 can have an open end 162. Alternatively, the end 162 can be a manually openable closure, such as once secured by a snap, or by hook-and-loop fastener elements, or by any other closure means that would be known to any one having skill in the clothing arts.

[0044] FIG. 14 is a front view of a user wearing the salon cape 100 of FIG. 1, showing a user U, and showing the front side 20 of the salon cape 100. In this view, the user's hands extend through the openings in the salon cape 100.

[0045] FIG. 15 is an elevational view as seen from the left of FIG. 14.

[0046] FIG. 16 is an elevational view as seen from the rear of FIG. 14.

[0047] FIG. 17 is an elevational view as seen from the right of FIG. 14.

[0048] FIG. 18 is an enlarged view of a further embodiment of the present invention, having a sleeve member 401 extending from the opening in the salon cape 100. The sleeve member 401 is connected to the opening 40, and allows a user's hand to pass therethrough. In one embodiment, the sleeve member is a flexible material having elastic so that it forms a snug fit. The sleeve member 401 can alternatively be composed of a knit material that expands to fit the user's hand, and contracts when the user's hand is removed.

[0049] The cape 100 has the openings 40 and 42 to allow customers to use their hands while getting a haircut. The customer puts their hands and wrists through the opening to hold phone, magazine, newspaper, toy, drink or any other object. The openings can be formed or designed in many different ways, for example they can be formed as openings for hands only, openings for the whole arms, openings having sealed wrists, and so on.

[0050] The cape 100 can be composed of plastic, such as easily recycled plastic. It can also be made from other disposable or inexpensive materials, such as paper, other plastic products, cotton, and many other types of fabrics or sheet materials. Some of these fabrics or materials can be used for specialized functions such as liquids protection, stain protection, heat shielding, and more.

[0051] In one embodiment of the invention, the cape 100 can be adapted for use at sporting events. In this case, the cape 100 could have team colors and/or team indicia thereon. In this instance, the cape 100 provides all-weather protection, so that it protects the user from sun, wind, rain, and snow. Additionally, the cape can be made of transparent material having a UV blocking component.

[0052] The salon cape 100 is also easily recycled being 100% plastic. It can also be made from other disposable and inexpensive materials, such as paper, other plastic products, cotton, and many other types of fabrics or sheet materials.

Some of these fabrics or materials can be used for specialized functions such as liquids protection, stain protection, heat shielding, and more.

**[0053]** The invention being thus described, it will be evident that the same may be varied in many ways by a routineer in the applicable arts. Such variations are not to be regarded as a departure from the spirit and scope of the invention and all such modifications are intended to be included within the scope of the claims.

1. A salon cape for covering an upper body portion of a user, comprising:

- a cape body having a front side and a rear side;
- said cape body having an opening adapted to receive the neck of a user;
- said cape body having a first opening adapted to enable passage of a first hand of a user therethrough wherein the user can selectively extend said first hand entirely through said first opening; and
- said cape body having a second opening adapted to enable passage of a second hand of a user therethrough wherein the user can selectively extend said second hand entirely through said second opening;
- a first glove secured to said rear side of said cape body, said first glove being adapted to receive the first hand of the user and extend through said first opening such that said first hand can selectively extend entirely through said first opening while being covered by said first glove;
- a second glove secured to said rear side of said cape body, said second glove being adapted to receive the second hand of the user and extend through said second opening

such that said second hand can selectively extend entirely through said second opening while being covered by said second glove.

2. A salon cape as claimed in claim 1, wherein said cape body has a generally rectangular shape when flat, with a round opening near one side, and having a slit extending to said round opening to enable said cape body to be placed about a neck of a user.

3. A salon cape as claimed in claim 1, wherein said first opening is covered by a flap portion.

4. A salon cape as claimed in claim 1, wherein said first glove is secured to said rear side of said cape body by stitching along one side of said first glove, and wherein said second glove is secured to said rear side of said cape body by stitching along one side of said second glove.

5. A salon cape as claimed in claim 1, further comprising a first sleeve member connected about said first opening, and a second sleeve member connected about said second opening.

6. A salon cape as claimed in claim 1, wherein said cape body is composed of plastic material.

7. A salon cape as claimed in claim 2, further comprising a tab having a snap member, said tab being connected on one side of said round opening adjacent said slit; and further comprising at least one snap member a portion of said cape body on an opposite side of said slit, so that said cape body can be secured about a neck of a user.

8. A salon cape as claimed in claim 7, further comprising a plurality of snap members disposed about said round opening, to provide an adjustable fit about a neck of a user.

\* \* \* \* \*