



US 20180117050A1

(19) **United States**

(12) **Patent Application Publication**

Kelly et al.

(10) **Pub. No.: US 2018/0117050 A1**

(43) **Pub. Date: May 3, 2018**

(54) **METHODS OF TREATING EYE DISEASES ASSOCIATED WITH INFLAMMATION AND VASCULAR PROLIFERATION**

A61K 31/4412 (2006.01)
A61K 31/167 (2006.01)
A61K 31/192 (2006.01)
A61K 31/4425 (2006.01)
A61K 31/42 (2006.01)
A61K 31/4192 (2006.01)
A61K 31/196 (2006.01)
A61K 31/5377 (2006.01)

(71) Applicant: **Occurx Pty Ltd**, Melbourne (AU)

(72) Inventors: **Darren James Kelly**, Wonga Park (AU); **David Stapleton**, Warrandyte (AU)

(21) Appl. No.: **15/807,235**

(22) Filed: **Nov. 8, 2017**

Related U.S. Application Data

(62) Division of application No. 13/989,677, filed on May 24, 2013, now Pat. No. 9,839,640, filed as application No. PCT/AU2011/001455 on Nov. 10, 2011.

Foreign Application Priority Data

Nov. 24, 2010 (AU) 2010905197

Publication Classification

(51) **Int. Cl.**
A61K 31/5375 (2006.01)
A61K 9/00 (2006.01)

(52) **U.S. Cl.**
CPC *A61K 31/5375* (2013.01); *Y10S 514/914* (2013.01); *A61K 9/0048* (2013.01); *A61K 31/4412* (2013.01); *A61K 31/167* (2013.01); *A61K 31/5377* (2013.01); *A61K 31/4425* (2013.01); *A61K 31/42* (2013.01); *A61K 31/4192* (2013.01); *A61K 31/196* (2013.01); *A61K 31/192* (2013.01)

(57) **ABSTRACT**

Methods for treating eye diseases associated with inflammation and/or vascular proliferation in subjects are disclosed. The methods include administering therapeutically effective amounts of a tranilast compound, in particular (E)-2-[[3-(3-Methoxy-4-propargyloxy)phenyl]-1-oxo-2-propenyl]amino]benzoic acid or (E)-2-[[3,4-Bis(difluoromethoxy)phenyl]-1-oxo-2-propenyl]amino]benzoic acid or pharmaceutically acceptable salts or solvates thereof.

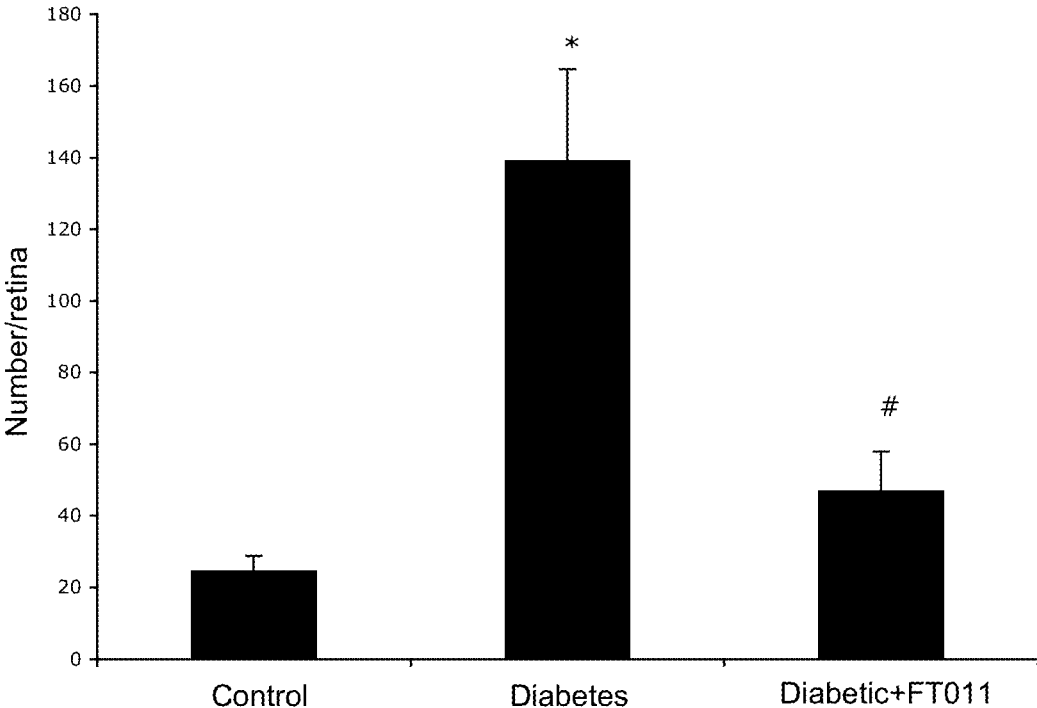


Figure 1

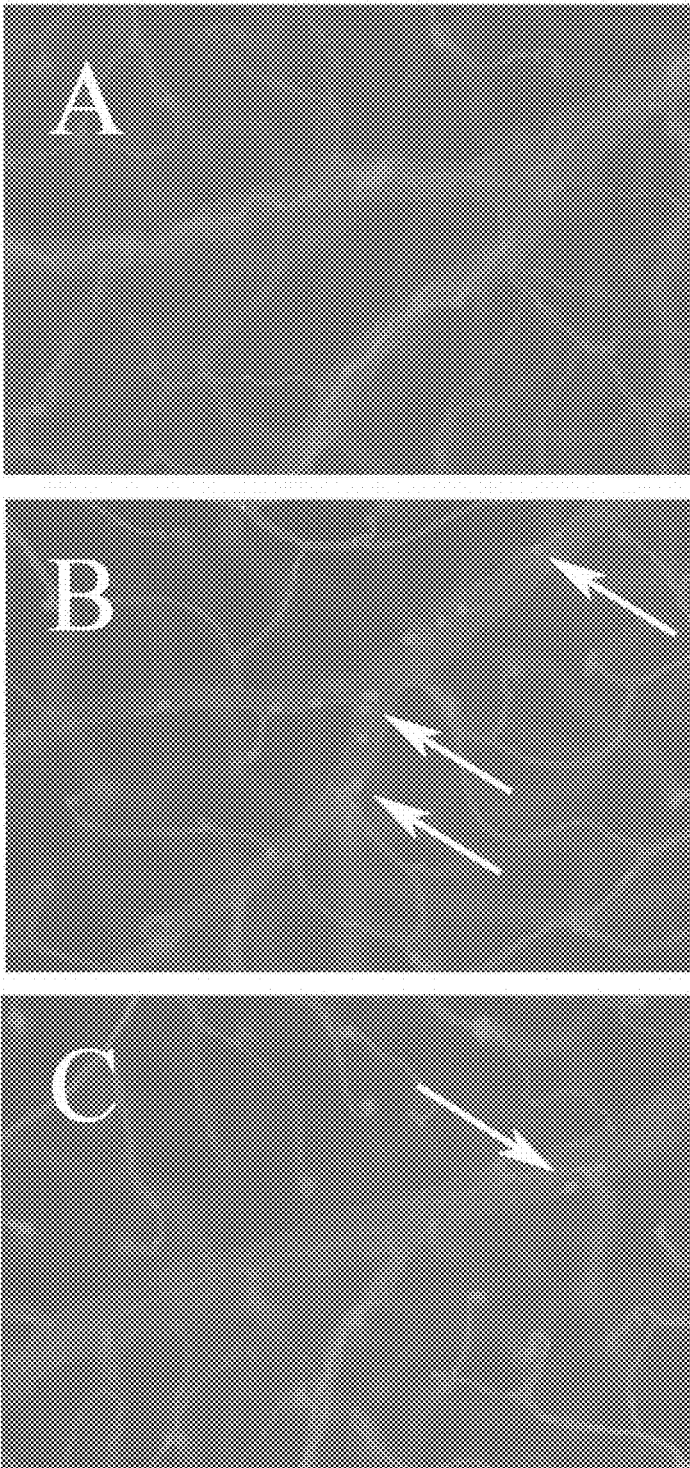


Figure 2

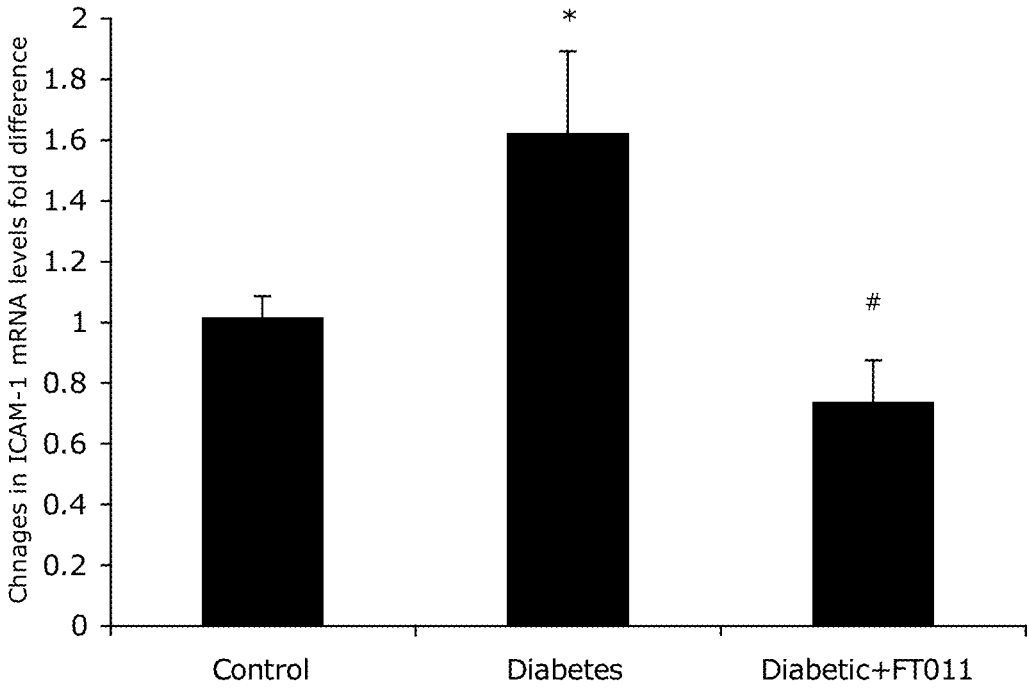


Figure 3

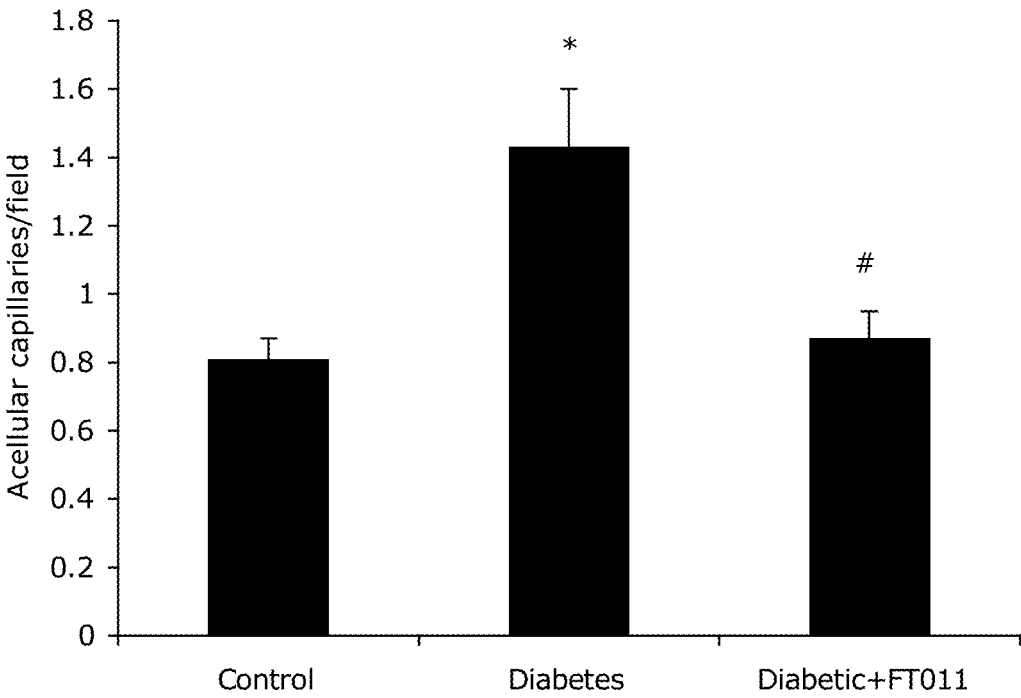


Figure 4

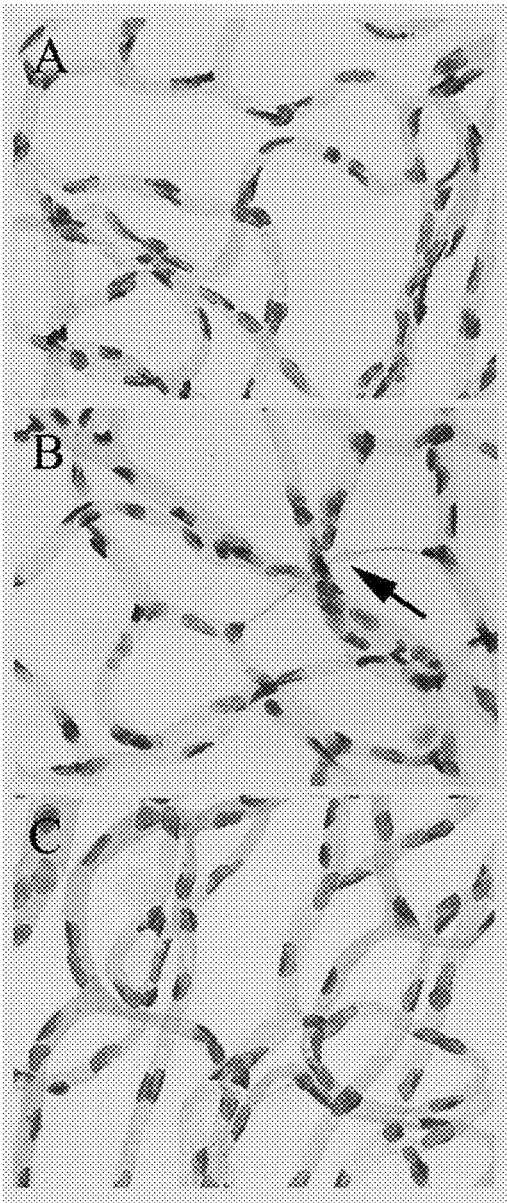


Figure 5

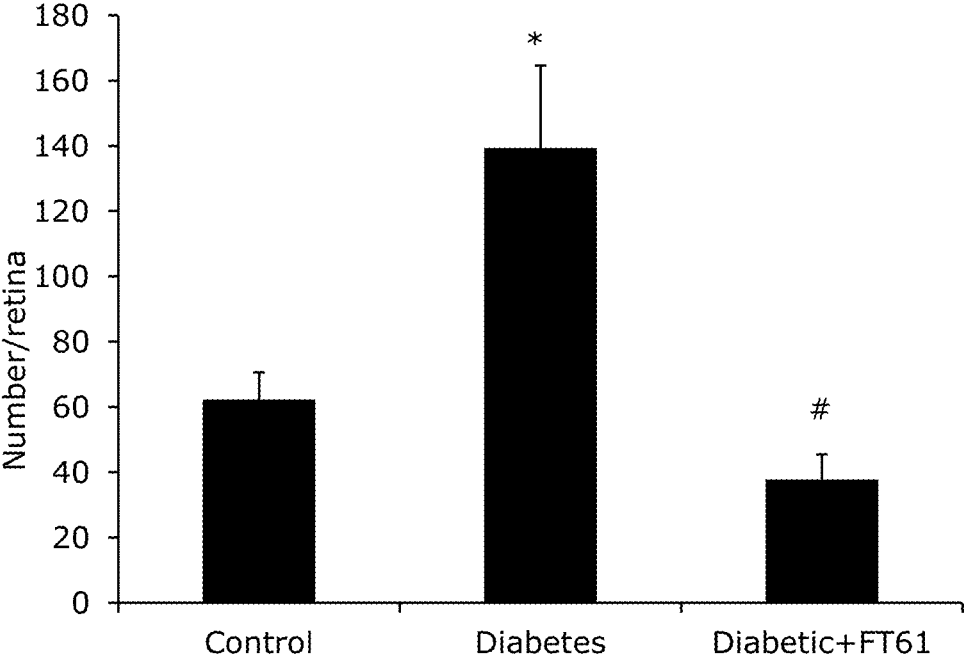


Figure 6

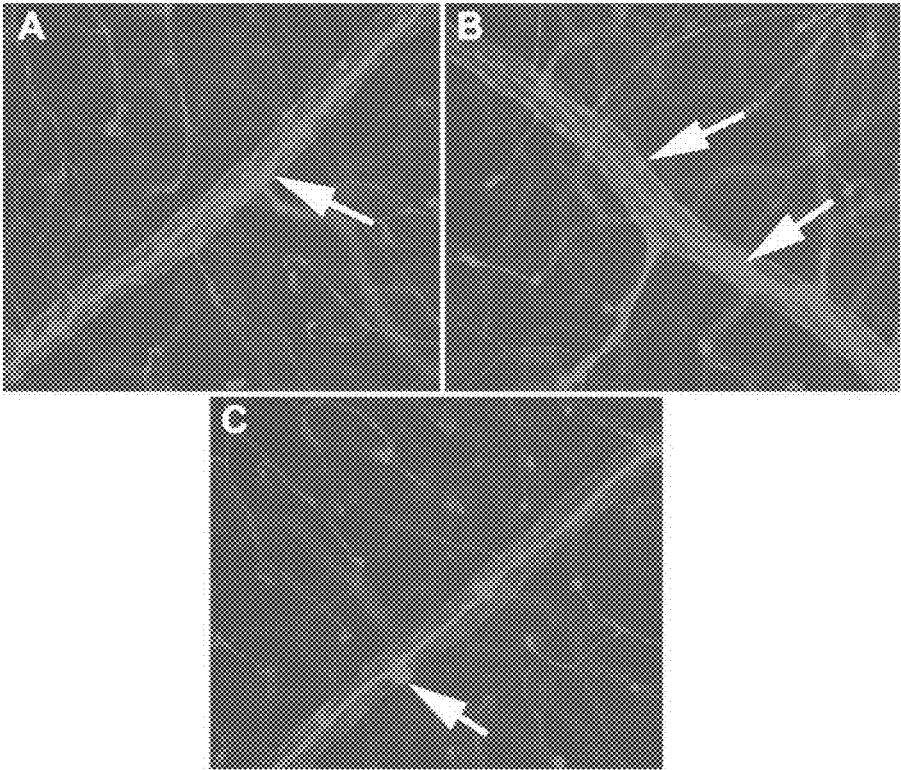


Figure 7

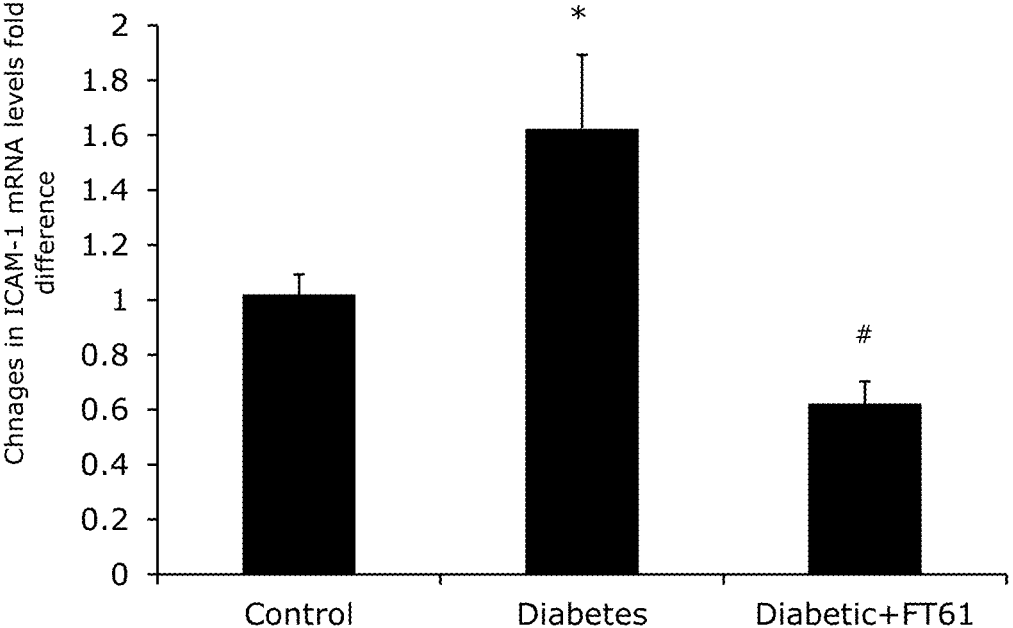


Figure 8

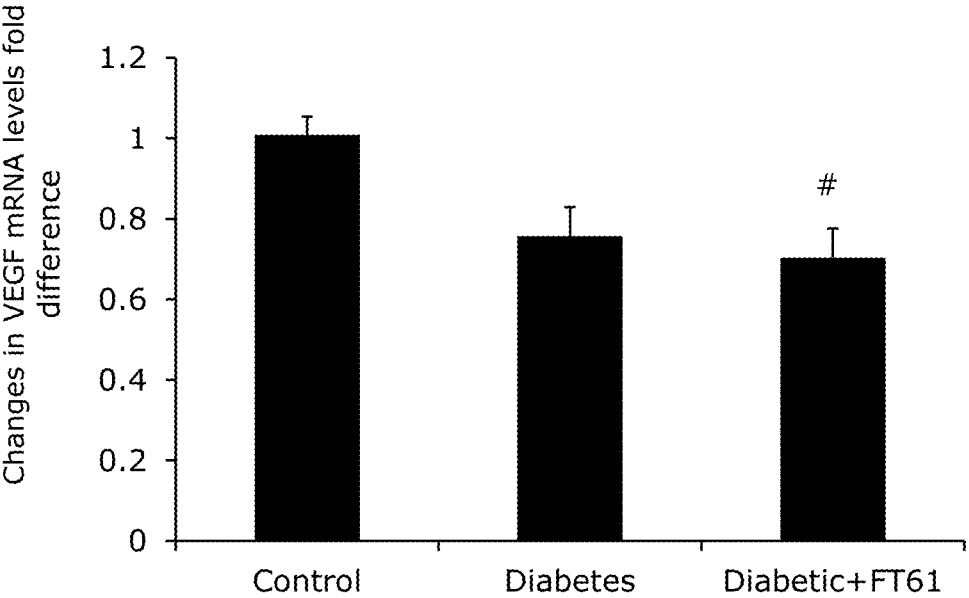


Figure 9

METHODS OF TREATING EYE DISEASES ASSOCIATED WITH INFLAMMATION AND VASCULAR PROLIFERATION

FIELD OF THE INVENTION

[0001] The present invention relates broadly to methods of treating eye diseases associated with inflammation and/or vascular proliferation including diabetic retinopathy. More particularly, the invention relates to a method of treating these eye diseases with analogues of the anti-fibrotic agent, Trnilast, as well as a kit for treating these eye diseases.

BACKGROUND OF THE INVENTION

[0002] Ocular diseases that involve inflammation and/or vascular proliferation as a causal element(s) usually, but not always, relate to the anterior- and posterior-segments of the eye. For example, ocular disorders that have an etiology in inflammation and/or vascular proliferation could be corneal edema, anterior and posterior uveitis, pterygium, corneal diseases that are caused by infections from microbes or microorganisms such as bacteria, viruses, fungi, amoebas and parasites, dry eye, conjunctivitis, allergy- and laser-induced exudation, non-age related macular degeneration, macular edema, diabetic retinopathy (DR), age-related macular degeneration (Kim et al. 2001; A. M. Joussem et al. 2004; S. C. Pflugfelder 2004) and ocular von Hippel-Lindau disease which is characterised by fine vascular proliferation in the retina.

[0003] One of the ocular diseases mentioned above, DR, is a common complication of diabetes and remains one of the leading causes of vision loss (Cheung, Fung et al. 2005; Santos, Tschiedel et al. 2005). Vision loss in DR develops by slow and progressive alterations to the retinal microvasculature (pericytes and endothelial cells) leading to breakdown of the blood-retinal barrier, pathological angiogenesis and scarring. Based on the extent of vascular abnormalities, DR can be broadly categorized into non-proliferative DR (NPDR) and proliferative DR (PDR) (Klein, Klein et al. 2004). In NPDR, hyperglycaemia induces thickening of capillary basement membrane, apoptosis or 'dropout' of pericytes, microaneurysms and vascular leakage. Blockade of retinal capillaries causes localized hypoxia, which increases the production of angiogenic growth factors. In some microvessels, endothelial cells become apoptotic resulting in acellular capillaries (devoid of both pericytes and endothelial cells), capillary closure and areas of retinal non-perfusion. Adherent leukocytes may also contribute to the lesion by causing retinal capillary occlusion (Joussem, Poulaki et al. 2004). Multiple haemorrhages, soft exudates, cotton wool spots, intraretinal microvascular abnormalities and venous beading and loops develop. Increased areas of tissue non-perfusion stimulate the production of angiogenic factors leading to the proliferation of vessels, which is the hallmark feature of PDR. Retinal angiogenesis can be accompanied by fibrosis resulting in a fibrovascular ridge, which extends into the vitreous cavity or on the surface of the retina. Contraction of the fibrovascular ridge causes retinal detachment and vision loss and blindness (Watkins 2003).

[0004] The pathogenesis of DR is not fully understood. However, metabolic and biochemical changes, such as increased flux of glucose through the polyol pathway, activation of protein kinase C, oxidative damage and increased

advanced glycation endproduct formations are contributors in the development of DR (Cheung, Fung et al. 2005). Accumulating evidences indicate that vascular endothelial growth factor (VEGF) plays a critical role in angiogenesis (Sarlos, Rizkalla et al. 2003) in DR, while intercellular adhesion molecule (ICAM-1) mediated leukocytosis resulting in secondary endothelial damage (Joussem, Poulaki et al. 2002; Khalfaoui, Lizard et al. 2009). Recently, DR has also been recognized as a chronic inflammatory disease (Adamis 2002; Joussem, Poulaki et al. 2004). With this notion, studies demonstrated that anti-inflammatory therapy prevents classic histopathological features of DR: acellular capillary formation, retinal haemorrhage development, microaneurysm progress, and pericyte loss (Adamis 2002; Joussem, Poulaki et al. 2002).

[0005] The current treatment for DR is laser photocoagulation, a procedure that destroys angiogenic vessels and the surrounding hypoxic tissue (Aiello 2003). Although beneficial, laser photocoagulation can destroy healthy retina, and the disease continues despite intensive treatment. Therefore, less invasive therapies are being investigated, with a particular focus on the inhibition of injurious molecules such as VEGF and ICAM-1 (Arita, Hata et al.; Sarlos, Rizkalla et al. 2003; Khalfaoui, Lizard et al. 2009). Nevertheless, there remains a need for further therapies for treating eye diseases associated with inflammation and/or vascular proliferation such as diabetic retinopathy as well as corneal edema, anterior and posterior uveitis, pterygium, corneal diseases that are caused by infections from microbes or microorganisms such as bacteria, viruses, fungi, amoebas and parasites, dry eye, conjunctivitis, allergy- and laser-induced exudation, non-age related macular degeneration, macular edema, age-related macular degeneration and ocular von Hippel-Lindau disease.

[0006] The reference to any prior art in this specification is not, and should not be taken as an acknowledgement or any form of suggestion that the referenced prior art forms part of the common general knowledge in Australia.

SUMMARY OF THE INVENTION

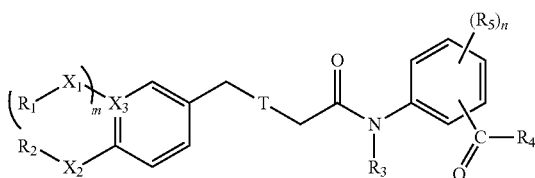
[0007] In a first aspect, the present invention provides a method for treating an eye disease associated with inflammation and/or vascular proliferation in a subject including administering to the subject a therapeutically effective amount of a tranilast compound, or a pharmaceutically acceptable salt or solvate thereof.

[0008] As used herein, the term "tranilast compound" refers to tranilast per se or a compound that one of ordinary skill in the art would understand as a derivative or analogue thereof such as the compounds of formulae 1 to 20 described below. However, the term is not intended to limit the present invention to tranilast per se or compounds of formulae 1 to 20 as other derivatives or analogues may also be suitable for use in the present invention.

[0009] However, as with any group of structurally related compounds which possess a particular utility, certain tranilast compounds may be particularly useful in the present invention.

[0010] In some embodiments of the first aspect of the invention, the tranilast compound is a compound of Formula 1

Formula 1



wherein R_1 and R_2 , which may be the same or different, are selected from the group consisting of H, NHR_6 , NR_6R_7 , OR_8 , halogen, C_1 to C_{10} alkyl, C_3 to C_{10} cycloalkyl, C_3 to C_{10} cycloalkylmethyl, C_3 to C_{10} alkene, C_3 to C_{10} alkyne, aryl, C_5 to C_{20} alkaryl, fused C_5 to C_{20} aryl or alkaryl, and a hydrocarbon chain containing a heterocyclic or fused ring, any of which may be optionally substituted;

[0011] R_3 is selected from the group consisting of H, C_1 to C_{10} alkyl, C_3 to C_{10} cycloalkyl, C_3 to C_{10} cycloalkylmethyl, C_3 to C_{10} alkene, C_3 to C_{10} alkyne, aryl, C_5 to C_{20} alkaryl, and a hydrocarbon chain containing a heterocyclic or fused ring, any of which may be optionally substituted;

[0012] R_4 is selected from the group consisting of H, OH, OR_6 , NHR_6 and NR_6R_7 ;

[0013] R_5 is selected from the group consisting of H, NHR_6 , NR_6R_7 , OR_8 , halogen, C_1 to C_{10} alkyl, C_3 to C_{10} cycloalkyl, C_3 to C_{10} cycloalkylmethyl, C_3 to C_{10} alkene, C_3 to C_{10} alkyne, aryl, C_5 to C_{20} alkaryl, fused C_5 to C_{20} aryl or alkaryl, and a hydrocarbon chain containing a heterocyclic or fused ring, any of which may be optionally substituted;

[0014] X_1 and X_2 , which may be the same or different, are selected from the group consisting of a bond, C, O, N and S;

[0015] X_3 is C or N;

[0016] T is a single or double bond;

[0017] m is the integer 0 or 1;

[0018] n is an integer between 0 and 4;

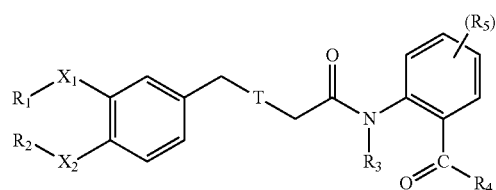
[0019] R_6 and R_7 , which may be the same or different, are selected from the group consisting of H, C_1 to C_{10} alkyl, C_3 to C_{10} cycloalkyl, C_3 to C_{10} cycloalkylmethyl, C_3 to C_{10} alkene, C_3 to C_{10} alkyne, aryl, C_5 to C_{20} alkaryl, and a hydrocarbon chain containing a heterocyclic or fused ring, any of which may be optionally substituted;

[0020] R_8 is selected from the group consisting of H, C_1 to C_{10} alkyl, C_3 to C_{10} cycloalkyl, C_3 to C_{10} cycloalkylmethyl, C_3 to C_{10} alkene, C_3 to C_{10} alkyne, aryl, C_5 to C_{20} alkaryl, and a hydrocarbon chain containing a heterocyclic or fused ring, any of which may be optionally substituted;

or derivatives thereof, analogues thereof, pharmaceutically acceptable salts thereof, or metabolites thereof.

[0021] In some embodiments of the first aspect of the invention, the tranilast compound is a compound of Formula 2

Formula 2



wherein R_1 and R_2 , which may be the same or different, are selected from the group consisting of a C_1 to C_{10} alkyl, C_3 to C_{10} cycloalkyl, C_3 to C_{10} cycloalkylmethyl, C_3 to C_{10} alkene, C_3 to C_{10} alkyne and a chain containing a heterocyclic or fused ring, any of which may be optionally substituted;

[0022] X_1 and X_2 are the same or different and are selected from the group consisting of a bond, O, N and S;

[0023] T is a single or double bond;

[0024] R_3 is selected from the group consisting of H, C_3 to C_{10} alkene, C_3 to C_{10} alkyne and a chain containing a heterocyclic or fused ring, any of which may be optionally substituted;

[0025] R_4 is selected from the group consisting of H, OH, OR_6 , NHR_6 and NR_6R_7 ;

[0026] R_5 is selected from the group consisting of H, NHR_6 , NR_6R_7 , OR_8 , halogen, C_3 to C_{10} alkene, C_3 to C_{10} alkyne and a chain consisting of a heterocyclic or fused ring, any of which may be optionally substituted;

[0027] R_6 and R_7 , which may be the same or different, are selected from the group consisting of H, C_1 to C_{10} alkyl, C_3 to C_{10} cycloalkyl, C_3 to C_{10} cycloalkylmethyl, C_3 to C_{10} alkene, C_3 to C_{10} alkyne, aryl, C_5 to C_{20} alkaryl, and a hydrocarbon chain containing a heterocyclic or fused ring, any of which may be optionally substituted;

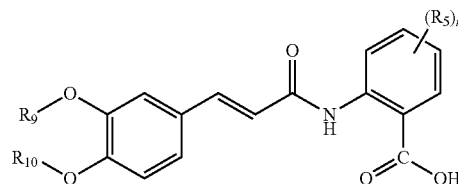
[0028] R_8 is selected from the group consisting of H, C_1 to C_{10} alkyl, C_3 to C_{10} cycloalkyl, C_3 to C_{10} cycloalkylmethyl, C_3 to C_{10} alkene, C_3 to C_{10} alkyne, aryl, C_5 to C_{20} alkaryl, and a hydrocarbon chain containing a heterocyclic or fused ring, any of which may be optionally substituted; and

[0029] n is an integer between 0 and 4;

or derivatives thereof, analogues thereof, pharmaceutically acceptable salts thereof and metabolites thereof.

[0030] In another embodiment of the first aspect of the invention, the tranilast compound is a compound of Formula 3

Formula 3

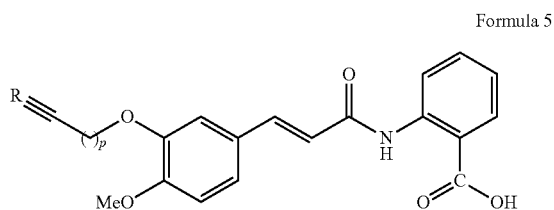
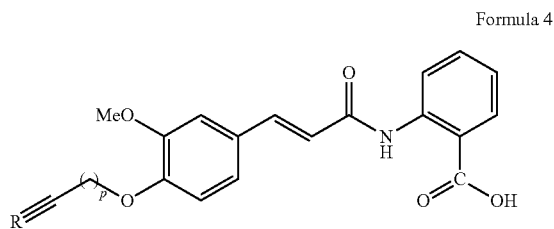


wherein R_9 or R_{10} , which may be the same or different, are selected from the group consisting of H, C_1 to C_{10} alkyl, C_3 to C_8 terminal or non-terminal alkyne or a cyclopentyl, cyclohexyl, cyclohexylmethyl or cyclopentylmethyl group;

[0031] R_5 and n are as described above in respect of formulae 1 and 2;

or derivatives thereof, analogues thereof, pharmaceutically acceptable salts thereof, and metabolites thereof.

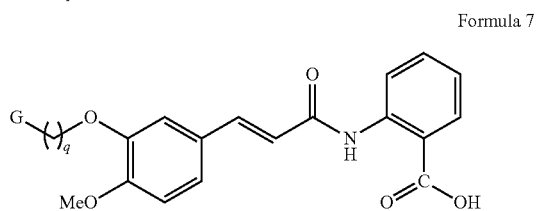
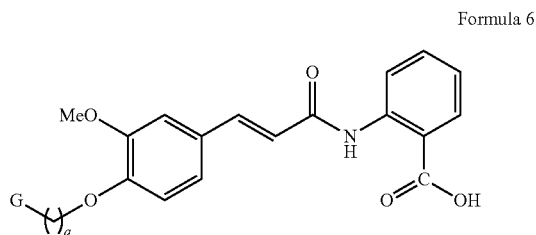
[0032] In some embodiments of the first aspect of the invention, the tranilast compound is a compound of Formula 4 or Formula 5



where p is an integer between 1 and 10; and R is selected from the group consisting of H and C_1 to C_{10} alkyl;

or derivatives thereof, analogues thereof, pharmaceutically acceptable salts thereof, and metabolites thereof.

[0033] In yet another embodiment of the first aspect of the invention, the tranilast compound is a compound of Formula 6 or Formula 7

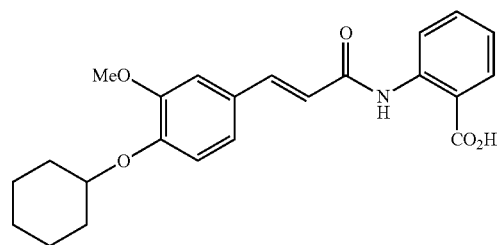
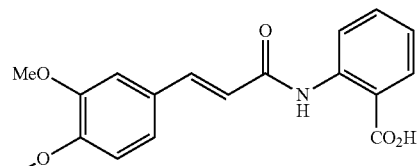
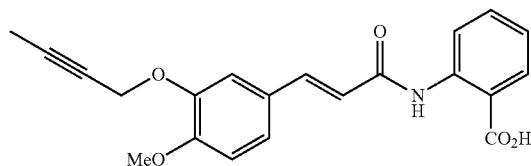
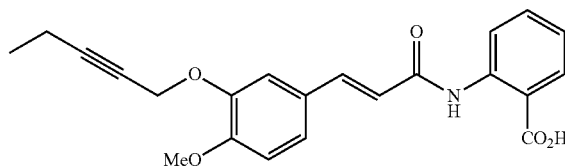
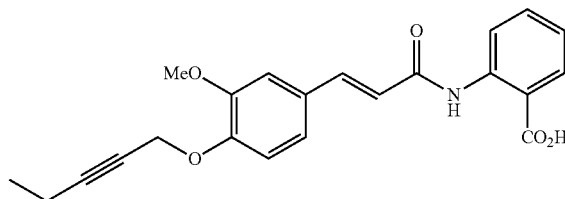
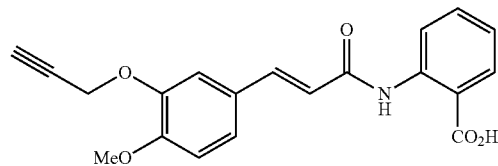
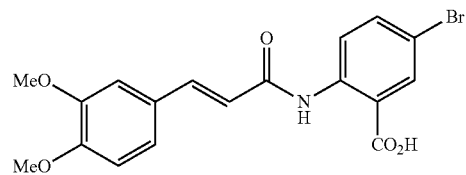
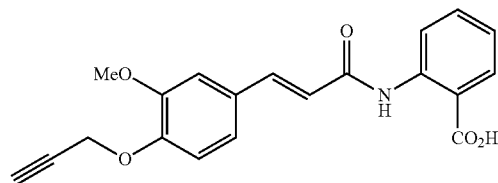


wherein G is a cyclopentyl ring, a cyclohexyl ring or a 1,4-disubstituted 1,2,3-triazole ring; and

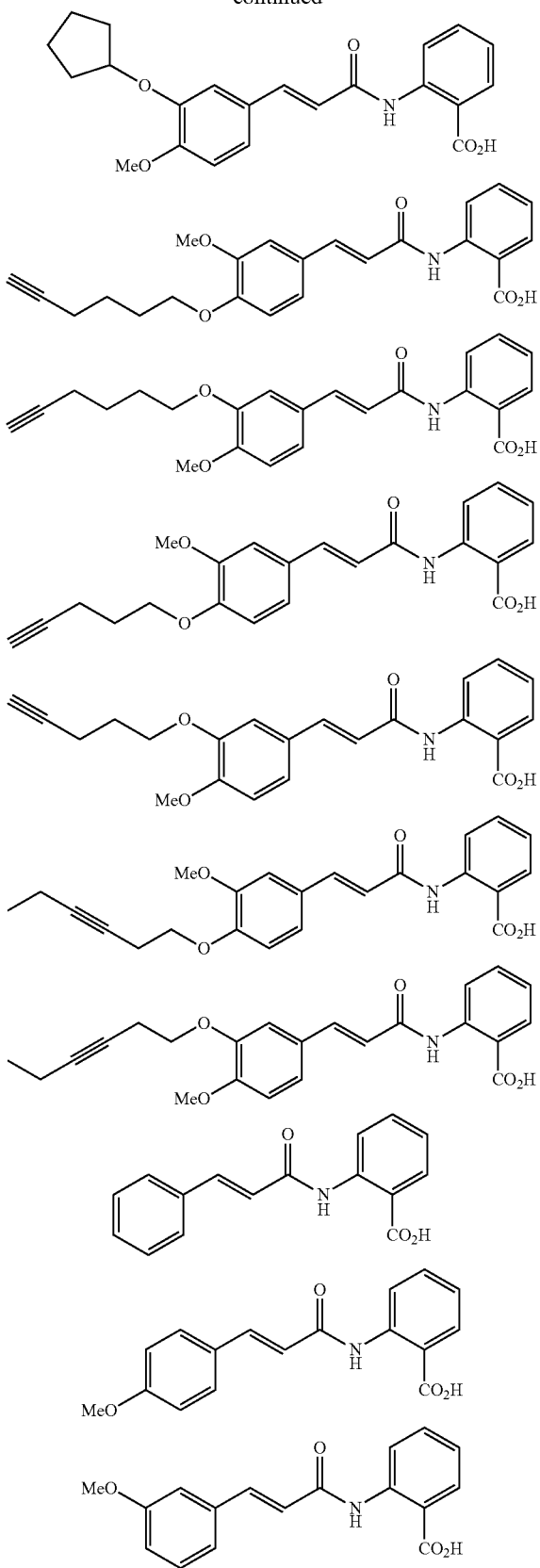
[0034] q is an integer between 0 and 6;

or derivatives thereof, analogues thereof, pharmaceutically acceptable salts thereof, and metabolites thereof.

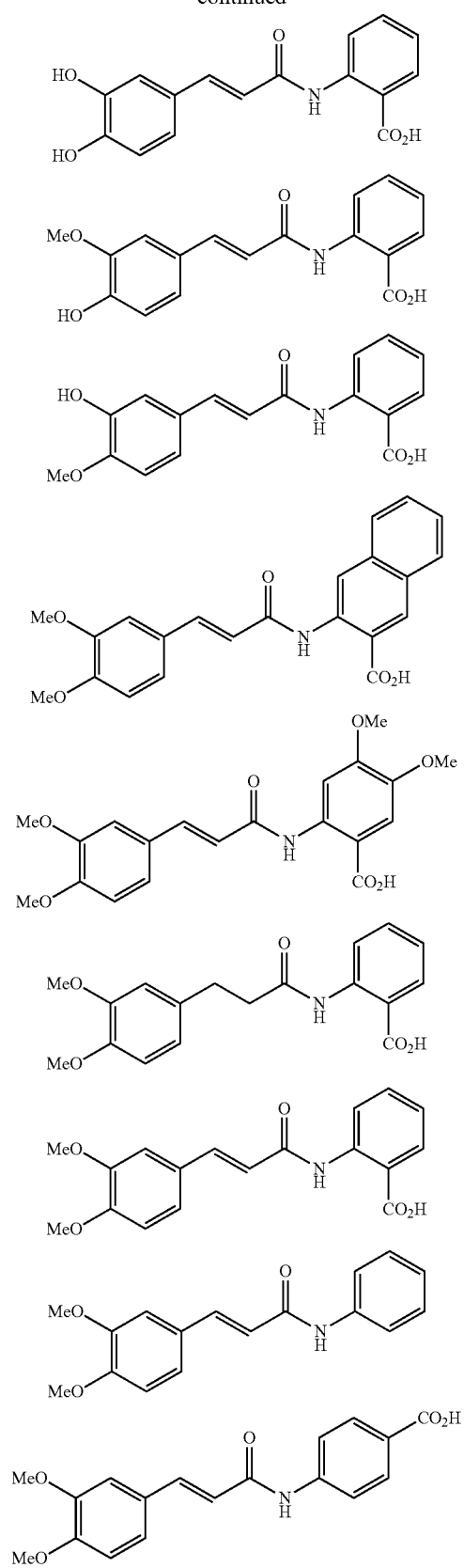
[0035] Non-limiting examples of suitable tranilast compounds of formulae 1 to 7 as described above include:

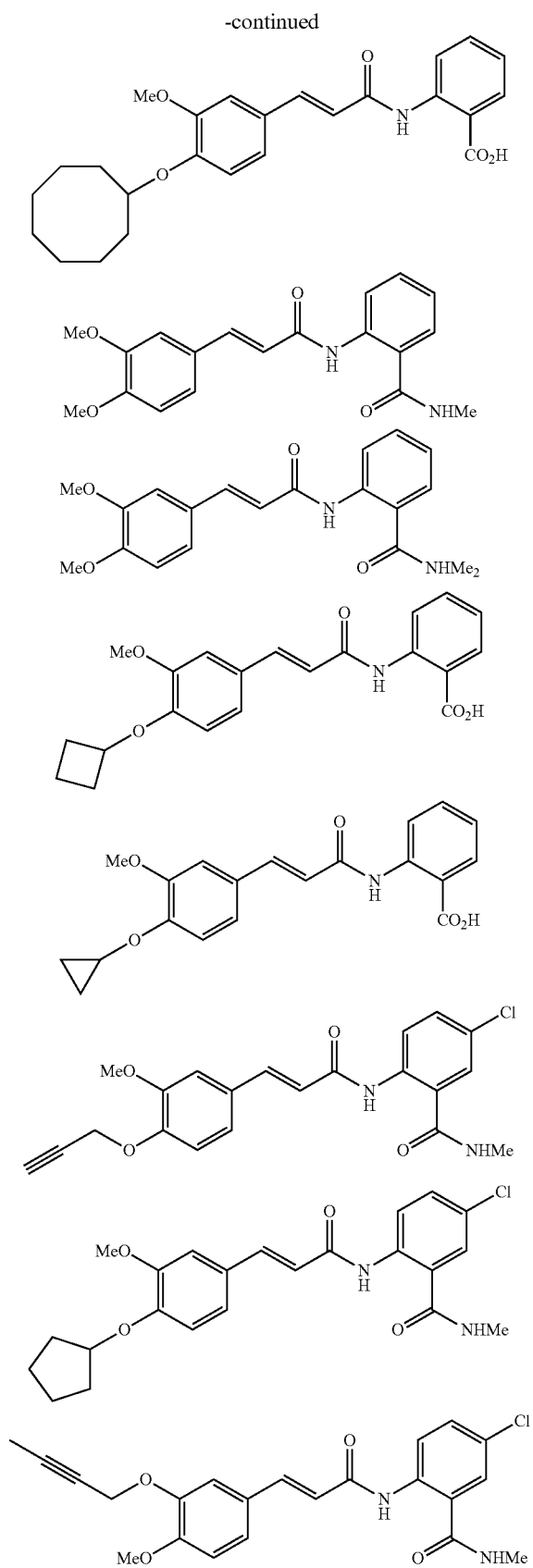
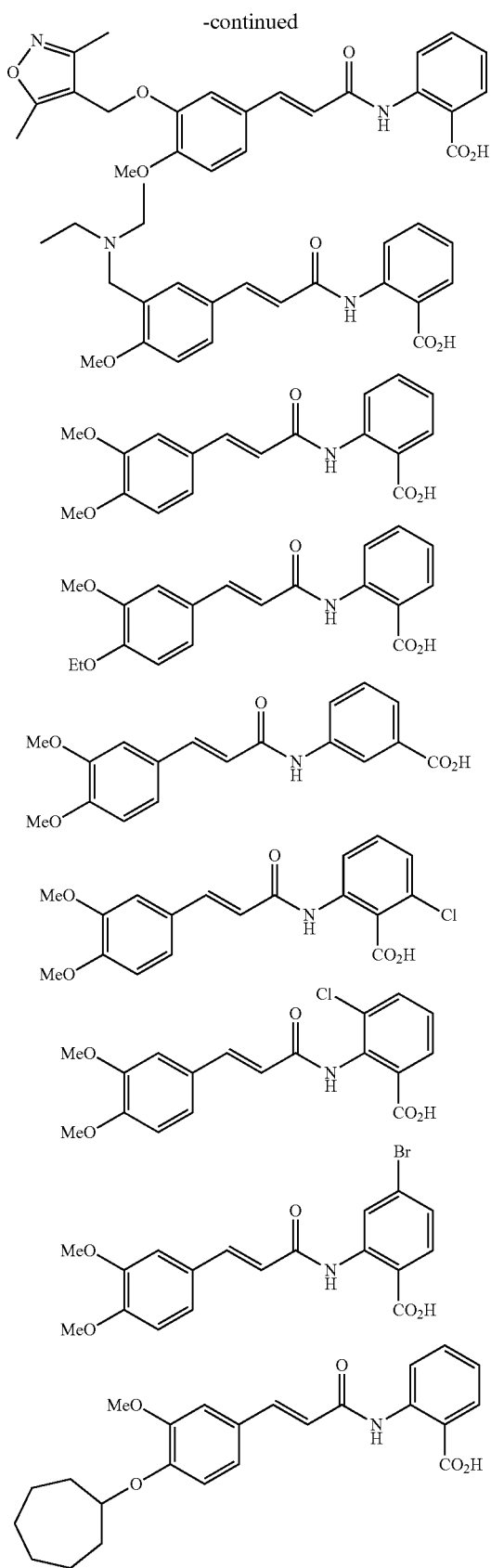


-continued

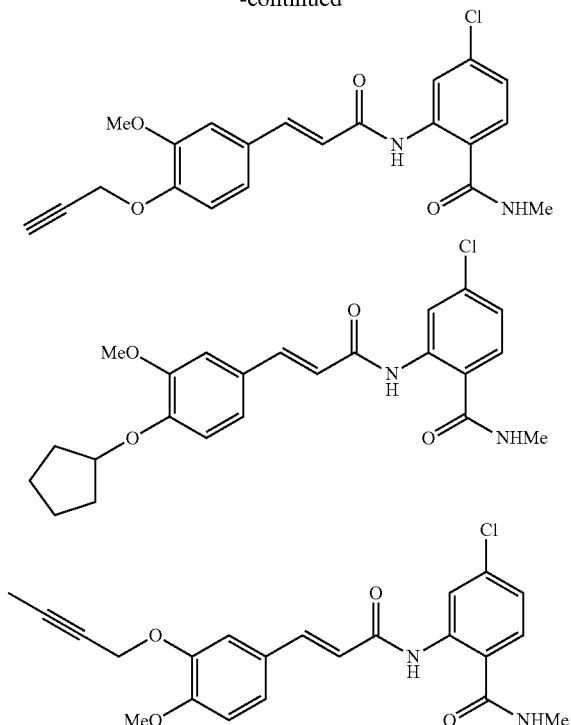


-continued



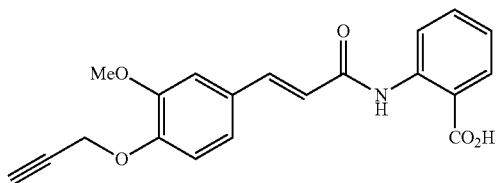


-continued



or derivatives thereof, analogues thereof, pharmaceutically acceptable salts thereof, and metabolites thereof.

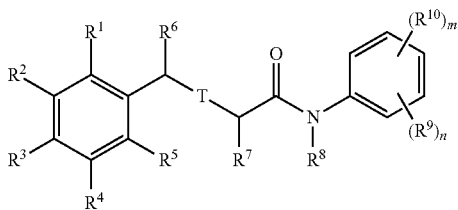
[0036] In a preferred embodiment of the first aspect of the present invention, the tranilast compound has the formula



or a pharmaceutically acceptable salt thereof.

[0037] In alternate embodiments of the first aspect of the invention, the tranilast compound has the formula 8

Formula 8



wherein:

[0038] T is a single bond, a double bond or a triple bond;

[0039] R¹, R², R³, R⁴, and R⁵ are each independently selected from the group consisting of: H, halogen; OH,

NO₂, CN, NH₂, optionally substituted C₁-C₁₂ alkyl, optionally substituted C₂-C₁₂ alkenyl, optionally substituted C₂-C₁₂ alkynyl, optionally substituted C₁-C₁₀ heteroalkyl, optionally substituted C₃-C₁₂ cycloalkyl, optionally substituted C₃-C₁₂ cycloalkenyl, optionally substituted C₂-C₁₂ heterocycloalkyl, optionally substituted C₂-C₁₂ heterocycloalkenyl, optionally substituted C₆-C₁₈ aryl, optionally substituted C₁-C₁₈ heteroaryl, optionally substituted C₁-C₁₂ alkyloxy, optionally substituted C₂-C₁₂ alkenyloxy, optionally substituted C₂-C₁₂ alkynyloxy, optionally substituted C₁-C₁₀ heteroalkyloxy, optionally substituted C₃-C₁₂ cycloalkyloxy, optionally substituted C₃-C₁₂ cycloalkenyloxy, optionally substituted C₁-C₁₂ heterocycloalkyloxy, optionally substituted C₁-C₁₂ heterocycloalkenyloxy, optionally substituted C₆-C₁₈ aryloxy, optionally substituted C₁-C₁₈ heteroaryloxy, optionally substituted C₁-C₁₂ alkylamino, SR¹¹, SO₃H, SO₂NR¹¹R¹², SO₂R¹¹, SONR¹¹R¹², SOR¹¹, COR¹¹, COOH, COOR¹¹, CONR¹¹R¹², NR¹¹COR¹², NR¹¹COOR¹², NR¹¹SO₂R¹², NR¹¹CONR¹²R¹³, NR¹¹R¹², and acyl; provided that at least one of R¹, R², R³, R⁴, and R⁵ contains a halogen;

[0040] R⁶ and R⁷ are present when T is a single bond or a double bond but not when T is a triple bond, each R⁶ and R⁷ being independently selected from the group consisting of: H, NO₂, CN, optionally substituted C₁-C₁₂ alkyl, optionally substituted C₂-C₁₂ alkenyl, optionally substituted C₂-C₁₂ alkynyl, optionally substituted C₁-C₁₀ heteroalkyl, optionally substituted C₃-C₁₂ cycloalkyl, optionally substituted C₃-C₁₂ cycloalkenyl, optionally substituted C₂-C₁₂ heterocycloalkyl, optionally substituted C₂-C₁₂ heterocycloalkenyl, optionally substituted C₆-C₁₈ aryl, optionally substituted C₁-C₁₈ heteroaryl, optionally substituted C₁-C₁₂ alkyloxy, optionally substituted C₂-C₁₂ alkenyloxy, optionally substituted C₂-C₁₂ alkynyloxy, optionally substituted C₁-C₁₀ heteroalkyloxy, optionally substituted C₃-C₁₂ cycloalkyloxy, optionally substituted C₃-C₁₂ cycloalkenyloxy, optionally substituted C₁-C₁₂ heterocycloalkyloxy, optionally substituted C₁-C₁₂ heterocycloalkenyloxy, optionally substituted C₆-C₁₈ aryloxy, optionally substituted C₁-C₁₈ heteroaryloxy, optionally substituted C₁-C₁₂ alkylamino, SR¹¹, SO₃H, SO₂NR¹¹R¹², SO₂R¹¹, SONR¹¹R¹², SOR¹¹, COR¹¹, COOH, COOR¹¹, CONR¹¹R¹², NR¹¹COR¹², NR¹¹COOR¹², NR¹¹SO₂R¹², NR¹¹CONR¹²R¹³, NR¹¹R¹², and acyl;

[0041] R⁸ is selected from the group consisting of: H, a N-protecting group, optionally substituted C₁-C₁₂ alkyl, optionally substituted C₂-C₁₂ alkenyl, optionally substituted C₂-C₁₂ alkynyl, optionally substituted C₁-C₁₀ heteroalkyl, optionally substituted C₃-C₁₂ cycloalkyl, optionally substituted C₃-C₁₂ cycloalkenyl, optionally substituted C₁-C₁₂ heterocycloalkyl, optionally substituted C₁-C₁₂ heterocycloalkenyl, optionally substituted C₆-C₁₈ aryl, and optionally substituted C₁-C₁₈ heteroaryl;

[0042] R⁹ is selected from the group consisting of: H, COOR¹¹, CONR¹¹R¹², COS R¹¹, OR¹¹, NR¹¹R¹², and SR¹¹.

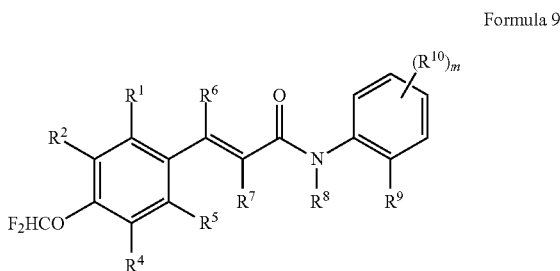
[0043] R¹⁰ is selected from the group consisting of: H, halogen, OH, NO₂, CN, NH₂, optionally substituted C₁-C₁₂ alkyl, optionally substituted C₂-C₁₂ alkenyl, optionally substituted C₂-C₁₂ alkynyl, optionally substituted C₁-C₁₀ heteroalkyl, optionally substituted C₃-C₁₂ cycloalkyl, optionally substituted C₃-C₁₂ cycloalkenyl,

optionally substituted C₂-C₁₂ heterocycloalkyl, optionally substituted C₂-C₁₂ heterocycloalkenyl, optionally substituted C₆-C₁₈ aryl, optionally substituted C₁-C₁₈ heteroaryl, optionally substituted C₁-C₁₂ alkyloxy, optionally substituted C₂-C₁₂ alkenyloxy, optionally substituted C₂-C₁₂ alkynyloxy, optionally substituted C₁-C₁₀ heteroalkyloxy, optionally substituted C₃-C₁₂ cycloalkyloxy, optionally substituted C₃-C₁₂ cycloalkenyloxy, optionally substituted C₁-C₁₂ heterocycloalkyloxy, optionally substituted C₁-C₁₂ heterocycloalkenyloxy, optionally substituted C₆-C₁₈ aryloxy, optionally substituted C₁-C₁₈ heteroaryloxy, optionally substituted C₁-C₁₂ alkylamino, SR¹¹, SO₃H, SO₂NR¹¹R¹², SO₂R¹¹, SONR¹¹R¹², SOR¹¹, COR¹¹, COOH, COOR¹¹, CONR¹¹R¹², NR¹¹COR¹², NR¹¹COOR¹², NR¹¹SO₂R¹², NR¹¹CONR¹²R¹³, NR¹¹R¹², and acyl;

[0044] each R¹¹, R¹² and R¹³ is independently selected from the group consisting of H, optionally substituted C₁-C₁₂ alkyl, optionally substituted C₂-C₁₂ alkenyl, optionally substituted C₂-C₁₂ alkynyl, optionally substituted C₁-C₁₀ heteroalkyl, optionally substituted C₃-C₁₂ cycloalkyl, optionally substituted C₃-C₁₂ cycloalkenyl, optionally substituted C₁-C₁₂ heterocycloalkyl, optionally substituted C₁-C₁₂ heterocycloalkenyl, optionally substituted C₆-C₁₈ aryl, and optionally substituted C₁-C₁₈ heteroaryl;

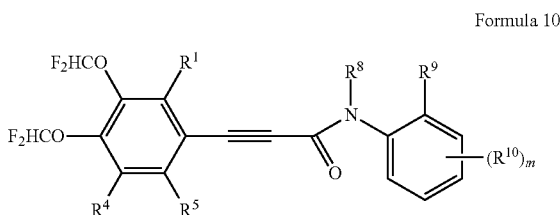
[0045] m is an integer selected from the group consisting of 0, 1, 2, 3, and 4; n is an integer selected from the group consisting of 1, 2, 3, and 4, and 5; and m+n is an integer selected from the group consisting of 1, 2, 3, 4, and 5; or derivatives thereof, analogues thereof, pharmaceutically acceptable salts thereof, and metabolites thereof.

[0046] In a preferred embodiment of the first aspect of the invention, the tranilast compound of formula 8 described immediately above has the formula 9



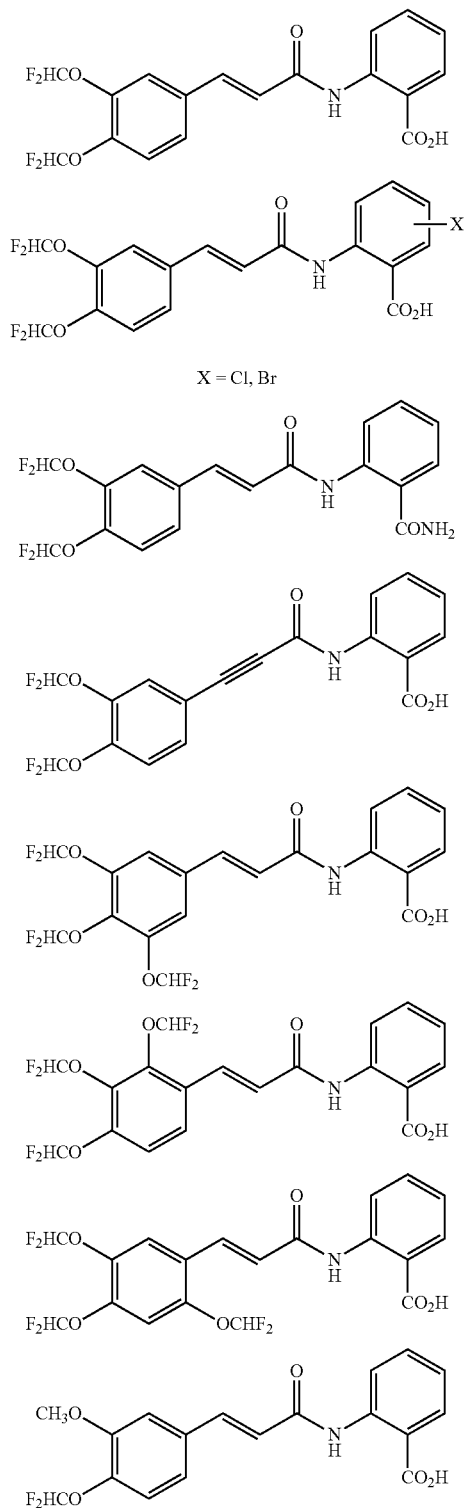
or derivatives thereof, analogues thereof, pharmaceutically acceptable salts thereof, and metabolites thereof.

[0047] In another preferred embodiment of the first aspect of the invention the tranilast compound of formula 8 described above has the formula 10



or derivatives thereof, analogues thereof, pharmaceutically acceptable salts thereof, and metabolites thereof.

[0048] Non-limiting examples of suitable tranilast compounds of formulae 8 to 10 as described above include:





[0054] A is selected from the group consisting of C₃ to C₁₂ cycloalkyl, C₃ to C₁₂ cycloalkenyl, C₁ to C₁₂ heterocycloalkyl, C₁ to C₁₂ heterocycloalkenyl, C₆-C₁₈ aryl and C₆ to C₁₈ heteroaryl;

[0055] R¹, R⁴, and R⁵ are each independently selected from the group consisting of: H, OH, NO₂, CN, NH₂, optionally substituted C₁-C₁₂ alkyl, optionally substituted C₂-C₁₂ alkenyl, optionally substituted C₂-C₁₂ alkynyl, optionally substituted C₁-C₁₀ heteroalkyl, optionally substituted C₃-C₁₂ cycloalkyl, optionally substituted C₃-C₁₂ cycloalkenyl, optionally substituted C₁-C₁₂ alkyloxy, optionally substituted C₂-C₁₂ alkenyloxy, optionally substituted C₂-C₁₂ alkynyloxy, optionally substituted C₁-C₁₀ heteroalkyloxy, optionally substituted C₃-C₁₂ cycloalkyloxy, optionally substituted C₃-C₁₂ cycloalkenyloxy, optionally substituted C₁-C₁₂ heterocycloalkyloxy, optionally substituted C₁-C₁₂ heterocycloalkenyloxy, optionally substituted C₅-C₁₈ aryloxy, optionally substituted C₁-C₁₈ heteroaryloxy, optionally substituted C₁-C₁₂ alkylamino, SR¹³, SO₂H, SO₂NR¹³R¹⁴, SO₂R¹³, SONR¹³R¹⁴, SOR¹³, COR¹⁴, COOH, COOR¹³, CONR¹³R¹⁴, NR¹³COR¹⁴, NR¹³COOR¹⁴, NR¹³SO₂R¹⁴, NR¹³CONR¹⁴R¹⁵, NR¹³R¹⁴, and acyl;

[0056] R² and R³, are each independently selected from the group consisting of: H, OH, NO₂, CN, NH₂, optionally substituted C₁-C₁₂ alkyl, optionally substituted C₂-C₁₂ alkenyl, optionally substituted C₂-C₁₂ alkynyl, optionally substituted C₁-C₁₀ heteroalkyl, optionally substituted C₃-C₁₂ cycloalkyl, optionally substituted C₃-C₁₂ cycloalkenyl, optionally substituted C₁-C₁₂ alkyloxy, optionally substituted C₂-C₁₂ alkenyloxy, optionally substituted C₂-C₁₂ alkynyloxy, optionally substituted C₁-C₁₀ heteroalkyloxy, optionally substituted C₃-C₁₂ cycloalkyloxy, optionally substituted C₃-C₁₂ cycloalkenyloxy, optionally substituted C₁-C₁₂ heterocycloalkyloxy, optionally substituted C₁-C₁₂ heterocycloalkenyloxy, optionally substituted C₆-C₁₈ aryloxy, optionally substituted C₁-C₁₈ heteroaryloxy, optionally substituted C₁-C₁₂ alkylamino, SR¹³, SO₂H, SO₂NR¹³R¹⁴, SO₂R¹³, SONR¹³R¹⁴, SOR¹³, COR¹⁴, COOH, COOR¹³, CONR¹³R¹⁴, NR¹³COR¹⁴, NR¹³COOR¹⁴, NR¹³SO₂R¹⁴, NR¹³CONR¹⁴R¹⁵, NR¹³R¹⁴ and acyl; or

[0057] R² and R³ may be fused to form a 5 or 6 membered cycloalkyl, heterocycloalkyl, aryl or heteroaryl ring each of which may be optionally substituted;

[0058] one pair of R⁶ and R⁷ are present when T is a double bond but R⁶ and R⁷ are not present when T is a triple bond, each R⁶ and R⁷ being independently selected from the group consisting of: H, NO₂, CN, optionally substituted C₁-C₁₂ alkyl, optionally substituted C₂-C₁₂ alkenyl, optionally substituted C₂-C₁₂ alkynyl, optionally substituted C₁-C₁₀ heteroalkyl, optionally substituted C₃-C₁₂ cycloalkyl, optionally substituted C₃-C₁₂ cycloalkenyl, optionally substituted C₁-C₁₂ heterocycloalkyl, optionally substituted C₂-C₁₂ heterocycloalkenyl, optionally substituted C₆-C₁₈ aryl, optionally substituted C₁-C₁₈ heteroaryl, optionally substituted C₁-C₁₂ alkyloxy, optionally substituted C₂-C₁₂ alkenyloxy,

optionally substituted C₂-C₁₂ alkynyloxy, optionally substituted C₁-C₁₀ heteroalkyloxy, optionally substituted C₃-C₁₂ cycloalkyloxy, optionally substituted C₃-C₁₂ cycloalkenyloxy, optionally substituted C₁-C₁₂ heterocycloalkyloxy, optionally substituted C₁-C₁₂ heterocycloalkenyloxy, optionally substituted C₆-C₁₈ aryloxy, optionally substituted C₁-C₁₈ heteroaryloxy, optionally substituted C₁-C₁₂ alkylamino, SR¹³, SO₂H, SO₂NR¹³R¹⁴, SO₂R¹³, SONR¹³R¹⁴, SOR¹³, COR¹⁴, COOH, COOR¹³, CONR¹³R¹⁴, NR¹³COR¹⁴, NR¹³COOR¹⁴, NR¹³SO₂R¹⁴, NR¹³CONR¹⁴R¹⁶, NR¹³R¹⁴, and acyl;

[0059] R⁸ is selected from the group consisting of H, halogen, OH, NO₂, CN, NH₂, optionally substituted C₁-C₁₂ alkyl, optionally substituted C₂-C₁₂ alkenyl, optionally substituted C₂-C₁₂ alkynyl, optionally substituted C₁-C₁₀ heteroalkyl, optionally substituted C₃-C₁₂ cycloalkyl, optionally substituted C₃-C₁₂ cycloalkenyl, optionally substituted C₁-C₁₂ alkyloxy, optionally substituted C₂-C₁₂ alkenyloxy, optionally substituted C₂-C₁₂ alkynyloxy, optionally substituted C₁-C₁₀ heteroalkyloxy, optionally substituted C₃-C₁₂ cycloalkyloxy, optionally substituted C₃-C₁₂ cycloalkenyloxy, optionally substituted C₁-C₁₂ heterocycloalkyloxy, optionally substituted C₁-C₁₂ heterocycloalkenyloxy, optionally substituted C₆-C₁₈ aryloxy, optionally substituted C₁-C₁₈ heteroaryloxy, optionally substituted C₁-C₁₂ alkylamino, SR¹³, SO₂H, SO₂NR¹³R¹⁴, SO₂R¹³, SONR¹³R¹⁴, SOR¹³, COR¹⁴, COOH, COOR¹³, CONR¹³R¹⁴, NR¹³COR¹⁴, NR¹³COOR¹⁴, NR¹³SO₂R¹⁴, NR¹³CONR¹⁴R¹⁸ and NR¹³R¹⁴ and acyl; R⁹ is selected from the group consisting of OH, OR¹³, COOR¹³, CONR¹³R¹⁴, NR¹³R¹⁴, tetrazol-5-yl, SO₂R¹³, SO₂NR¹³R¹⁴ and CONHOR¹³;

[0060] R¹⁰ is selected from the group consisting of H, a N-protecting group, optionally substituted C₁-C₁₂ alkyl, optionally substituted C₂-C₁₂ alkenyl, optionally substituted C₂-C₁₂ alkynyl, optionally substituted C₁-C₁₀ heteroalkyl, optionally substituted C₃-C₁₂ cycloalkyl, optionally substituted C₃-C₁₂ cycloalkenyl, optionally substituted C₁-C₁₂ heterocycloalkyl, optionally substituted C₁-C₁₂ heterocycloalkenyl, optionally substituted C₆-C₁₈ aryl, and optionally substituted C₁-C₁₈ heteroaryl;

[0061] R¹¹ and R¹² are independently selected from the group consisting of H, halogen, OH, NO₂, CN, NH₂, optionally substituted C₁-C₁₂ alkyl, optionally substituted C₂-C₁₂ alkenyl, optionally substituted C₂-C₁₂ alkynyl, optionally substituted C₁-C₁₀ heteroalkyl, optionally substituted C₃-C₁₂ cycloalkyl, optionally substituted C₃-C₁₂ cycloalkenyl, optionally substituted C₁-C₁₂ heterocycloalkyl, optionally substituted C₂-C₁₂ heterocycloalkenyl, optionally substituted C₆-C₁₈ aryl, optionally substituted C₁-C₁₈ heteroaryl, optionally substituted C₁-C₁₂ alkyloxy, optionally substituted C₂-C₁₂ alkenyloxy, optionally substituted C₂-C₁₂ alkynyloxy, optionally substituted C₁-C₁₀ heteroalkyloxy, optionally substituted C₃-C₁₂ cycloalkyloxy, optionally substituted C₃-C₁₂ cycloalkenyloxy, optionally substituted C₁-C₁₂ heterocycloalkyloxy, optionally substituted C₁-C₁₂ heterocycloalkenyloxy, optionally substituted C₆-C₁₈ aryloxy, optionally substituted C₁-C₁₈ heteroaryloxy, optionally substituted C₁-C₁₂ alkylamino, SR¹³, SO₂H, SO₂NR¹³R¹⁴, SO₂R¹³, SONR¹³R¹⁴, SOR¹³, COR¹³,

COOH, COOR¹³, CONR¹³R¹⁴, NR¹³COR¹⁴, NR¹³COOR¹⁴, NR¹³SO₂R¹⁴, NR¹³CONR¹⁴R¹⁵, NR¹³R¹⁴, and acyl;

[0062] each R¹³, R¹⁴, R¹⁵ are each independently selected from the group consisting of H, —OH, optionally substituted C₁-C₁₂ alkyl, optionally substituted C₂-C₁₂ alkenyl, optionally substituted C₂-C₁₂ alkynyl, optionally substituted C₁-C₁₀ heteroalkyl, optionally substituted C₃-C₁₂ cycloalkyl, optionally substituted C₃-C₁₂ cycloalkenyl, optionally substituted C₁-C₁₂ heterocycloalkyl, optionally substituted C₁-C₁₂ heterocycloalkenyl, optionally substituted C₆-C₁₈aryl, and optionally substituted C₁-C₁₈heteroaryl;

[0063] n is an integer selected from the group consisting of 0, 1, 2, 3, and 4;

[0064] m is an integer selected from the group consisting of 1, 2, 3, and 4;

[0065] m+n is an integer selected from the group consisting of 1, 2, 3, 4, and 5; and

[0066] p is an integer selected from the group consisting of 0, 1, 2, 3, 4, and 5;

[0067] and when X¹(YZ) is C(F₂) or SO₂; or

[0068] when T is a cyclopropane ring as defined above; or

[0069] when R¹ and R⁵ are H and T is a double bond; or

[0070] when X² is (CH₂)_p and p is 0 or 1; or

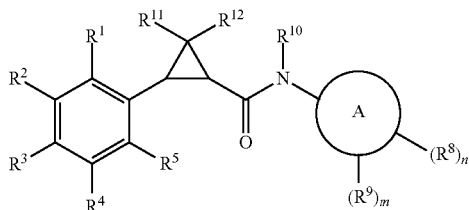
[0071] when A is selected from the group consisting of C₃ to C₁₂ cycloalkyl, preferably C₄ to C₆ cycloalkyl, C₁ to C₁₂ heterocycloalkenyl, and C₆ to C₁₈ heteroaryl; then R² and R³ may also be independently selected from —X³—R¹⁶ or —X⁴—R¹⁷;

[0072] wherein X³ and X⁴ may be the same or different and are selected from the group consisting of a bond C, O, N and S; and

[0073] R¹⁶ and R¹⁷ may be the same or different and are selected from the group consisting of H, NHR¹³, NHR¹⁴, OR¹³, halogen, C₁ to C₁₀ alkyl, C₃ to C₁₀ cycloalkyl, C₃ to C₁₀ cycloalkylmethyl, C₃ to C₁₀ alkene, C₃ to C₁₀ alkyne, aryl, C₅ to C₂₀ alkaryl, fused C₅ to C₂₀ aryl or alkaryl and a hydrocarbon chain containing a heterocyclic or fused ring, any of which may be optionally substituted;

or derivatives thereof, analogues thereof, pharmaceutically acceptable salts thereof, and metabolites thereof.

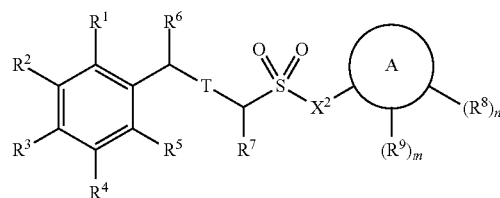
[0074] In a preferred embodiment of the first aspect of the invention, the tranilast compound of formula 11 described above has the formula 12



Formula 12

or derivatives thereof, analogues thereof, pharmaceutically acceptable salts thereof, and metabolites thereof.

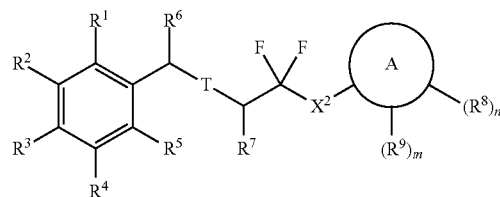
[0075] In another preferred embodiment of the first aspect of the invention, the tranilast compound of formula 11 described above has the formula 13



Formula 13

or derivatives thereof, analogues thereof, pharmaceutically acceptable salts thereof, and metabolites thereof.

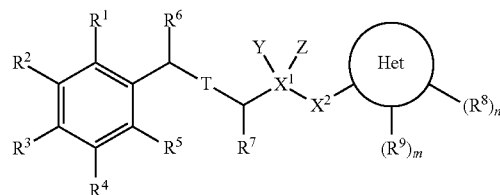
[0076] In yet another preferred embodiment of the first aspect of the invention, the tranilast compound of formula 11 described above has the formula 14



Formula 14

or derivatives thereof, analogues thereof, pharmaceutically acceptable salts thereof, and metabolites thereof.

[0077] In another embodiment of the first aspect of the invention, the tranilast compound of formula 11 described above has the formula 15

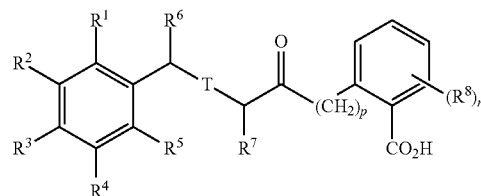


Formula 15

wherein Het represents a heterocyclic ring;

or derivatives thereof, analogues thereof, pharmaceutically acceptable salts thereof, and metabolites thereof.

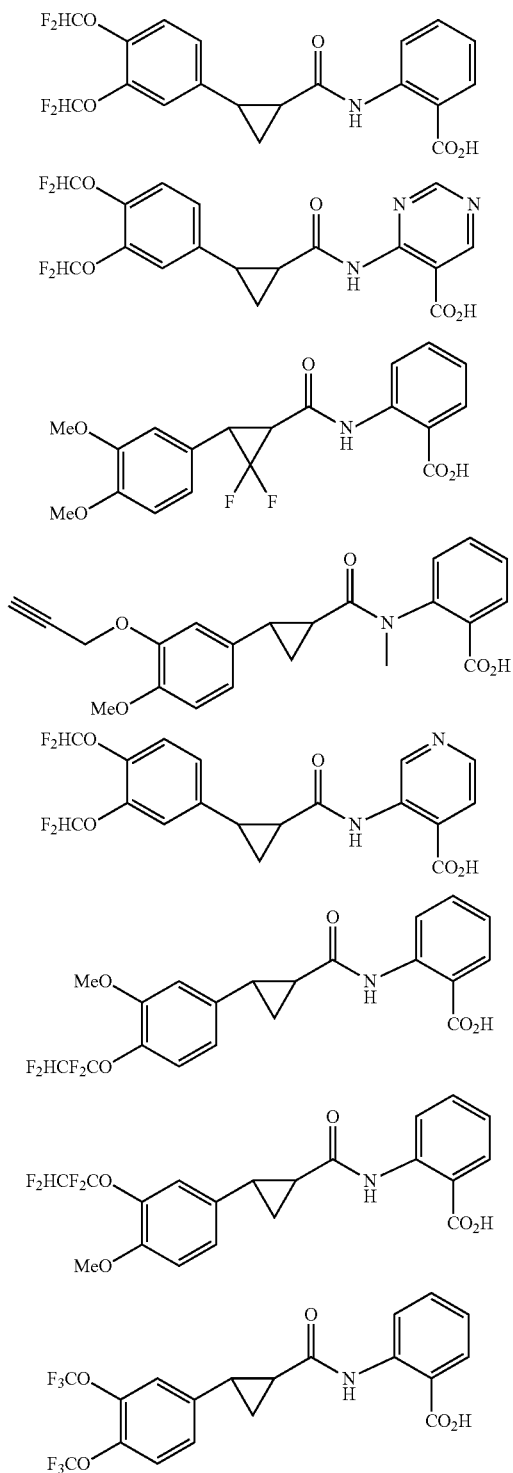
[0078] In some embodiments of the first aspect of the invention, the tranilast compound of formula 11 described above has the formula 16



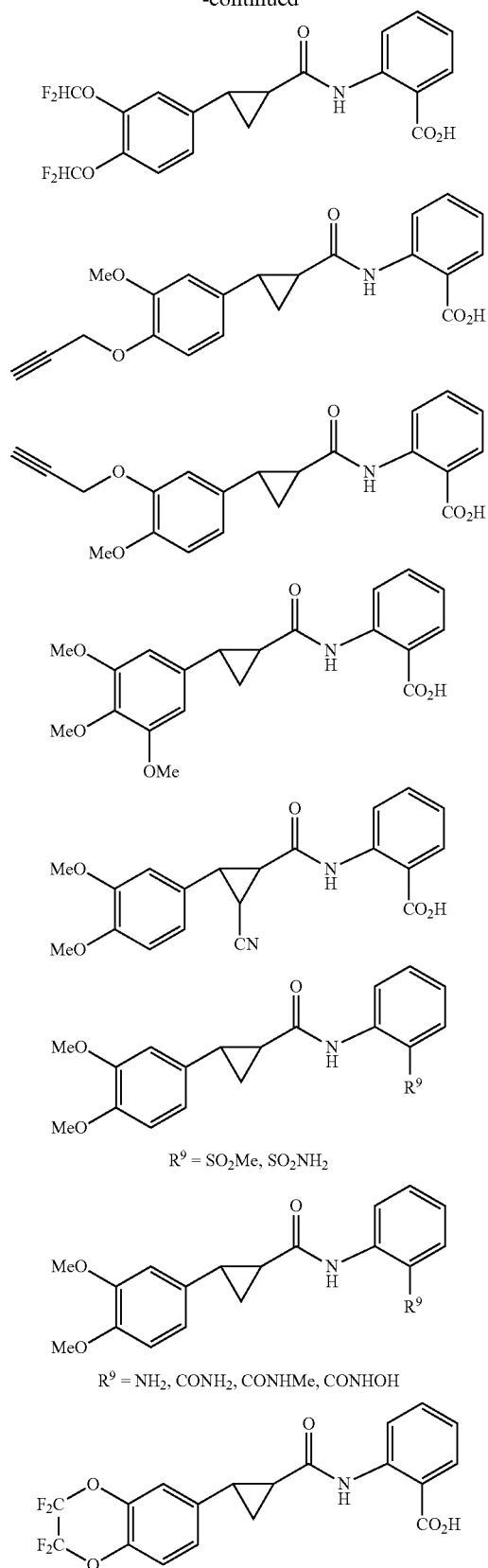
Formula 16

or derivatives thereof, analogues thereof, pharmaceutically acceptable salts thereof, and metabolites thereof.

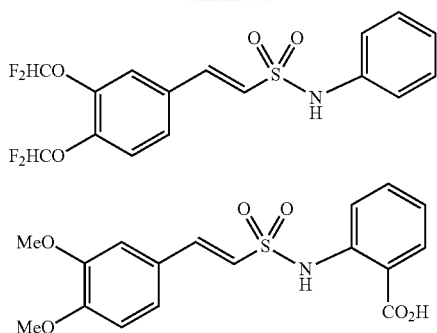
[0079] Non-limiting examples of suitable tranilast compounds of formulae 11 and 12 as described above include:



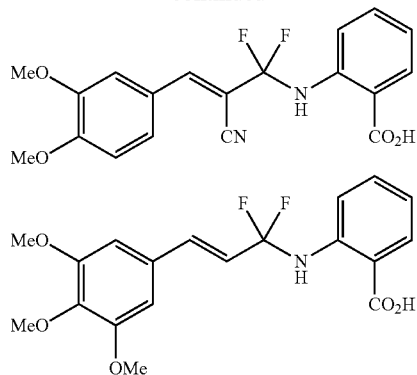
-continued



-continued

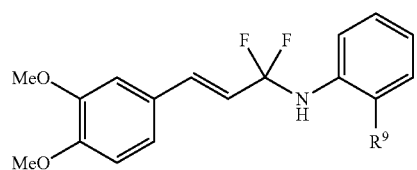
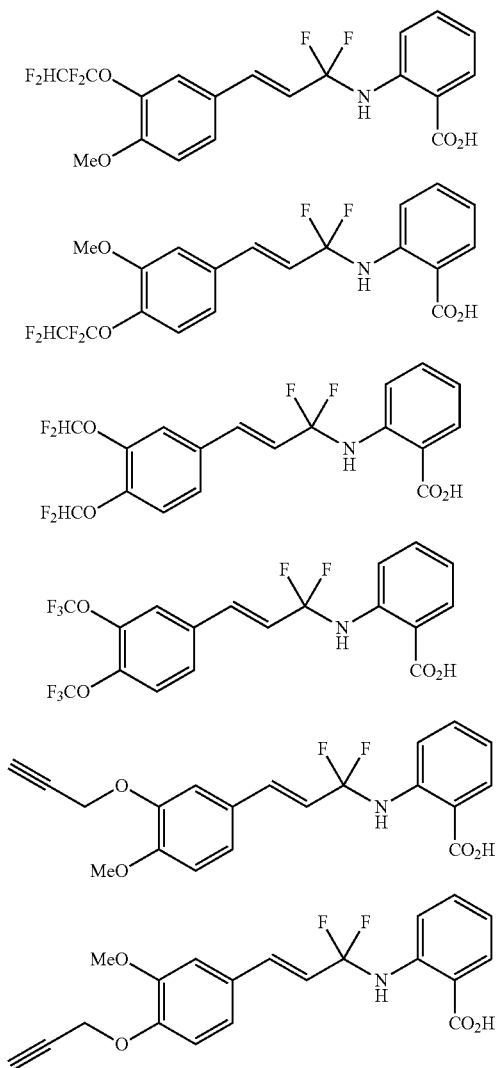


-continued

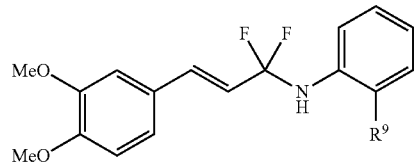


or a pharmaceutically acceptable salt thereof.

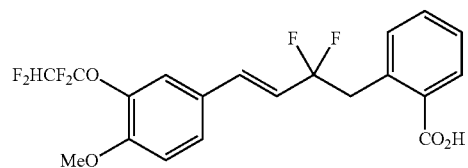
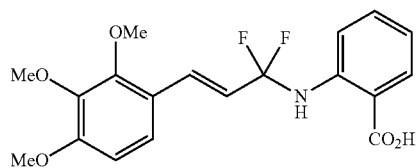
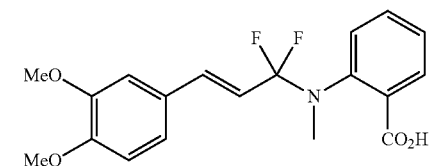
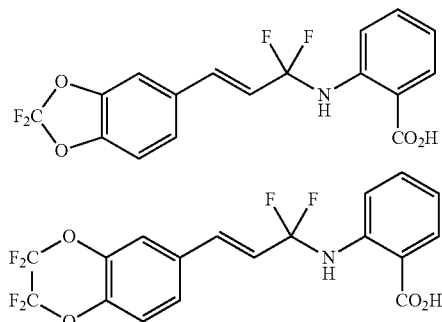
[0081] Non-limiting examples of suitable tranilast compounds of formulae 11 and 14 as described above include:



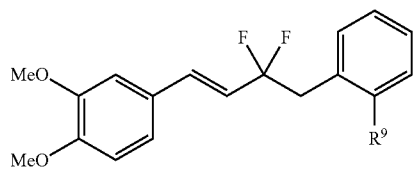
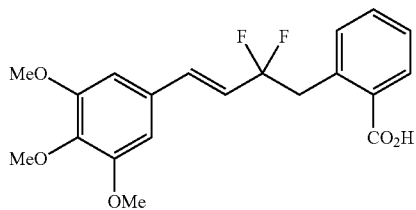
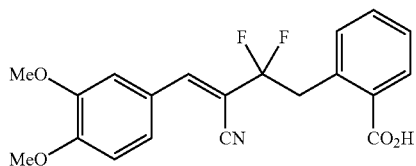
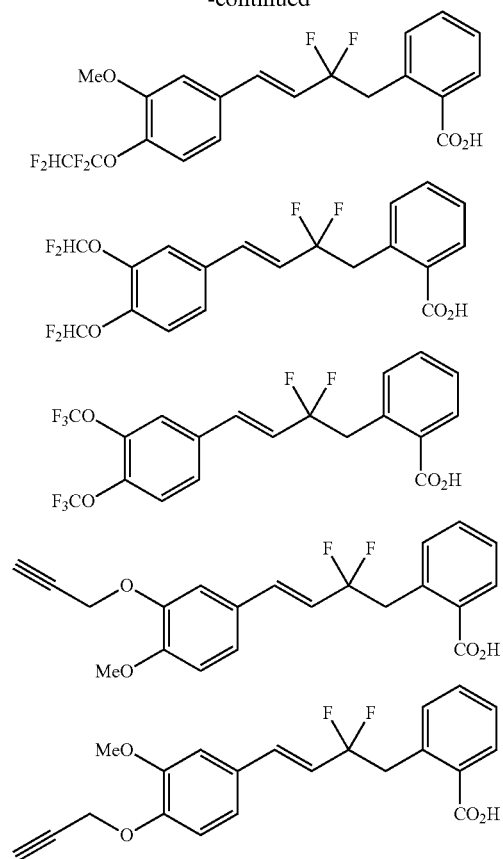
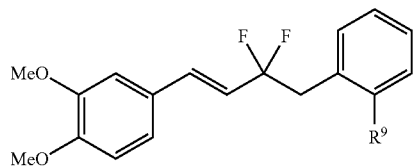
$R^9 = \text{SO}_2\text{Me}, \text{SO}_2\text{NH}_2, 5\text{-tetrazolyl}$



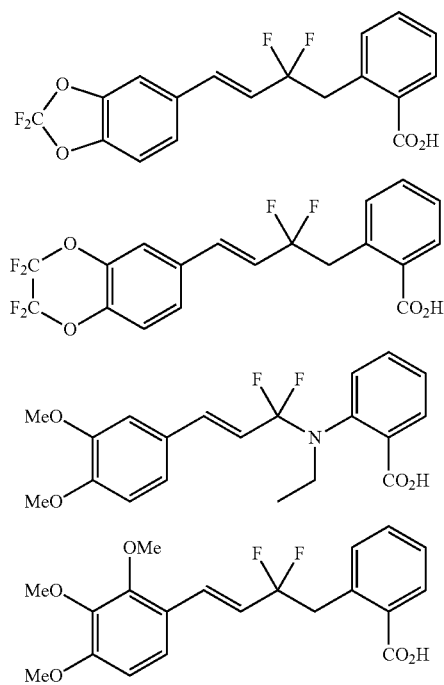
$R^9 = \text{NH}_2, \text{CONH}_2, \text{CONHMe}, \text{CONHOH}$



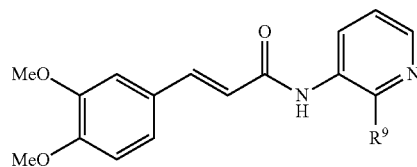
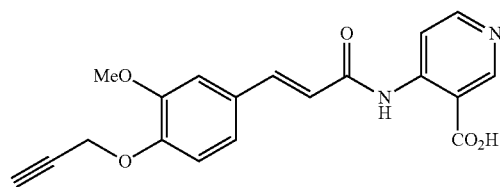
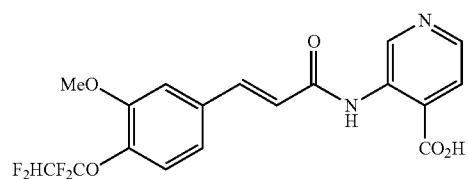
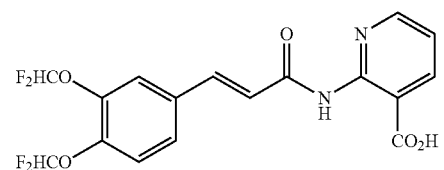
-continued

R⁹ = SO₂Me, SO₂NH₂, 5-tetrazolylR⁹ = NH₂, CONH₂, CONHMe, CONHOH

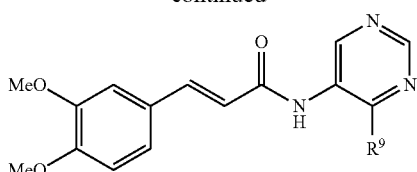
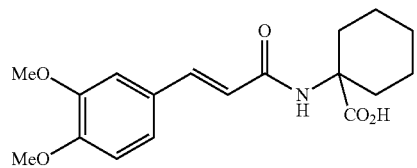
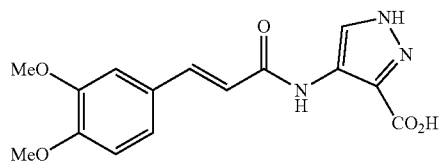
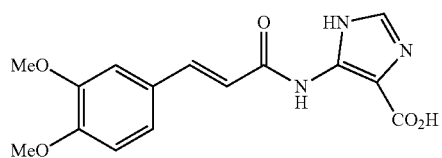
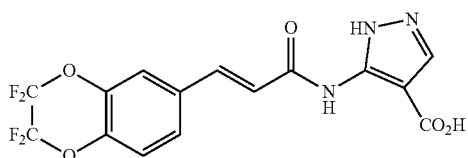
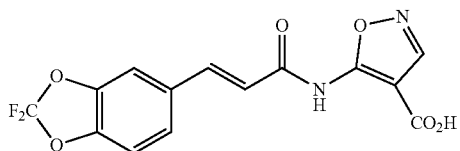
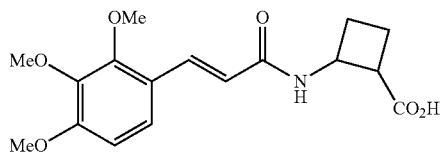
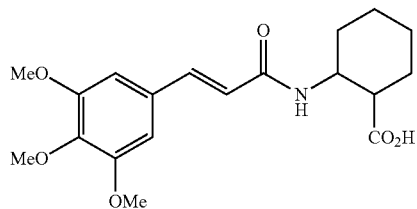
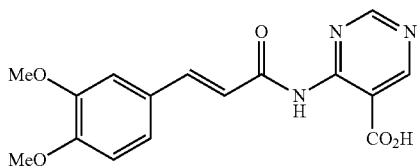
-continued



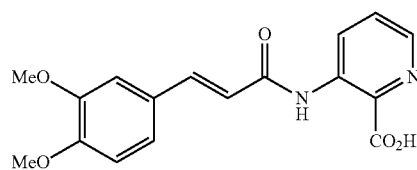
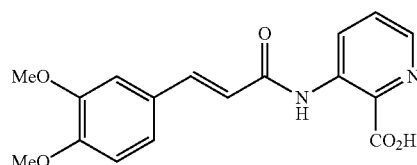
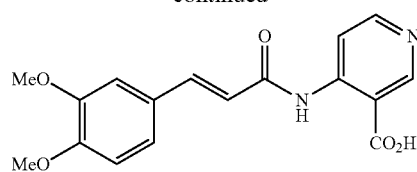
or a pharmaceutically acceptable salt thereof.

[0082] More non-limiting examples of suitable tranilast compounds of formulae 11 include:R⁹ = NH₂, CONH₂, CONHMe, CONHOH

-continued

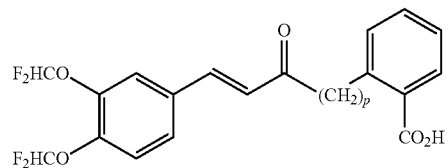
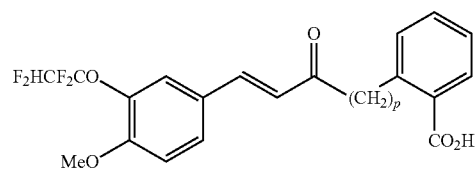
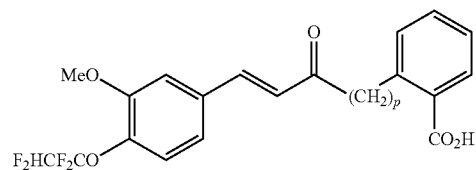
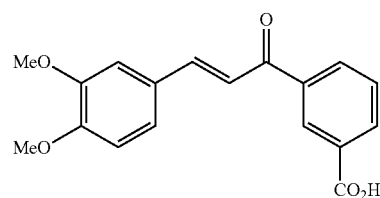
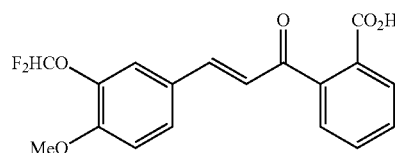

 $R^9 = \text{SO}_2\text{Me}, \text{SO}_2\text{NH}_2, \text{SONHMe}, \text{SONME}_2$


-continued



or a pharmaceutically acceptable salt thereof.

[0083] Non-limiting examples of suitable trilast compounds of formulae 11 and 16 as described above include:



tuted C₆-C₁₈ aryloxy, optionally substituted C₁-C₁₈ heteroaryloxy, optionally substituted C₁-C₁₂ alkylamino, SR¹⁴, SO₃H, SO₂NR¹⁵R¹⁶, SO₂R¹⁴, SONR¹⁵R¹⁶, SOR¹⁴, COR¹⁴, COOH, COOR¹⁴, CONR¹⁵R¹⁶, NR¹⁵COR¹⁴, NR¹⁵COOR¹⁴, NR¹⁵SO₂R¹⁴, NR¹⁵CONR¹⁵R¹⁶, NR¹⁵R¹⁶, and acyl;

[0092] R² and R³, are each independently selected from the group consisting of: H, OH, NO₂, CN, NH₂, optionally substituted C₁-C₁₂ alkyl, optionally substituted C₂-C₁₂ alkenyl, optionally substituted C₂-C₁₂ alkynyl, optionally substituted C₁-C₁₀ heteroalkyl, optionally substituted C₃-C₁₂ cycloalkyl, optionally substituted C₃-C₁₂ cycloalkenyl, optionally substituted C₂-C₁₂ heterocycloalkyl, optionally substituted C₂-C₁₂ heterocycloalkenyl, optionally substituted C₆-C₁₈ aryl, optionally substituted C₁-C₁₈ heteroaryl, optionally substituted C₁-C₁₂ alkyloxy, optionally substituted C₂-C₁₂ alkenyloxy, optionally substituted C₂-C₁₂ alkynyloxy, optionally substituted C₁-C₇₀ heteroalkyloxy, optionally substituted C₃-C₁₂ cycloalkyloxy, optionally substituted C₃-C₁₂ cycloalkenyloxy, optionally substituted C₁-C₁₂ heterocycloalkyloxy, optionally substituted C₁-C₁₂ heterocycloalkenyloxy, optionally substituted C₆-C₁₈ aryloxy, optionally substituted C₁-C₁₈ heteroaryloxy, optionally substituted C₁-C₁₂ alkylamino, SR¹⁴, SO₃H, SO₂NR¹⁵R¹⁶, SO₂R¹⁴, SONR¹⁵R¹⁶, SOR¹⁴, COR¹⁴, COOH, COOR¹⁴, CONR¹⁵R¹⁶, NR¹⁵COR¹⁴, NR¹⁵COOR¹⁴, NR¹⁵SO₂R¹⁴, NR¹⁵CONR¹⁵R¹⁶, NR¹⁵R¹⁶, and acyl; or R² and R³ may be fused to form a 5 or 6 membered cycloalkyl, heterocycloalkyl, aryl or heteroaryl ring each of which may be optionally substituted;

[0093] R¹², R¹³, R¹⁵, R¹⁶, and R¹⁷ are each independently selected from the group consisting of: H, an N-protecting group, optionally substituted C₁-C₁₂ alkyl, optionally substituted C₂-C₁₂ alkenyl, optionally substituted C₂-C₁₂ alkynyl, optionally substituted C₁-C₁₀ heteroalkyl, optionally substituted C₃-C₁₂ cycloalkyl, optionally substituted C₃-C₁₂ cycloalkenyl, optionally substituted C₁-C₁₂ heterocycloalkyl, optionally substituted C₁-C₁₂ heterocycloalkenyl, optionally substituted C₆-C₁₈ aryl, and optionally substituted C₁-C₁₈ heteroaryl;

[0094] R¹⁴ is selected from the group consisting of H, optionally substituted C₁-C₁₂ alkyl, optionally substituted C₂-C₁₂ alkenyl, optionally substituted C₂-C₁₂ alkynyl, optionally substituted C₁-C₁₀ heteroalkyl, optionally substituted C₃-C₁₂ cycloalkyl, optionally substituted C₃-C₁₂ cycloalkenyl, optionally substituted C₁-C₁₂ heterocycloalkyl, optionally substituted C₁-C₁₂ heterocycloalkenyl, optionally substituted C₆-C₁₈ aryl, and optionally substituted C₁-C₁₈ heteroaryl;

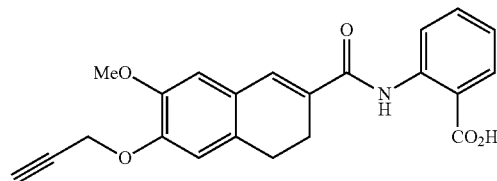
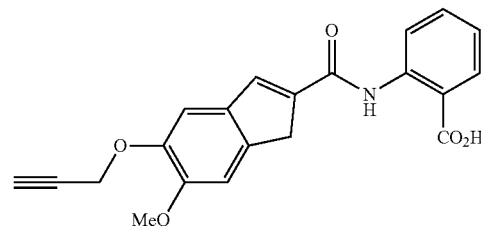
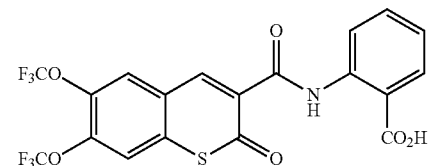
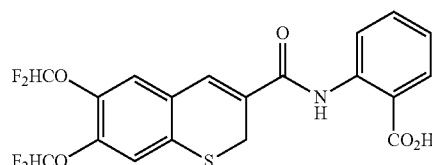
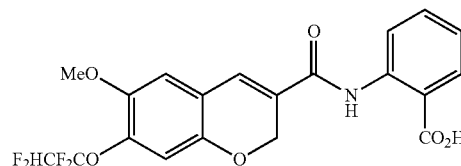
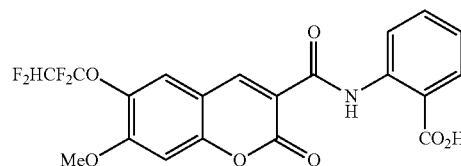
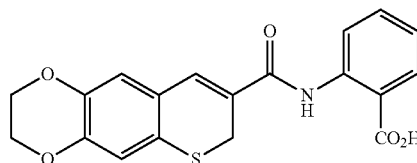
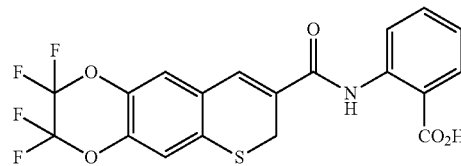
[0095] m is an integer selected from the group consisting of 0, 1, 2, 3, and 4;

[0096] n is an integer selected from the group consisting of 1, 2, 3, 4, and 5;

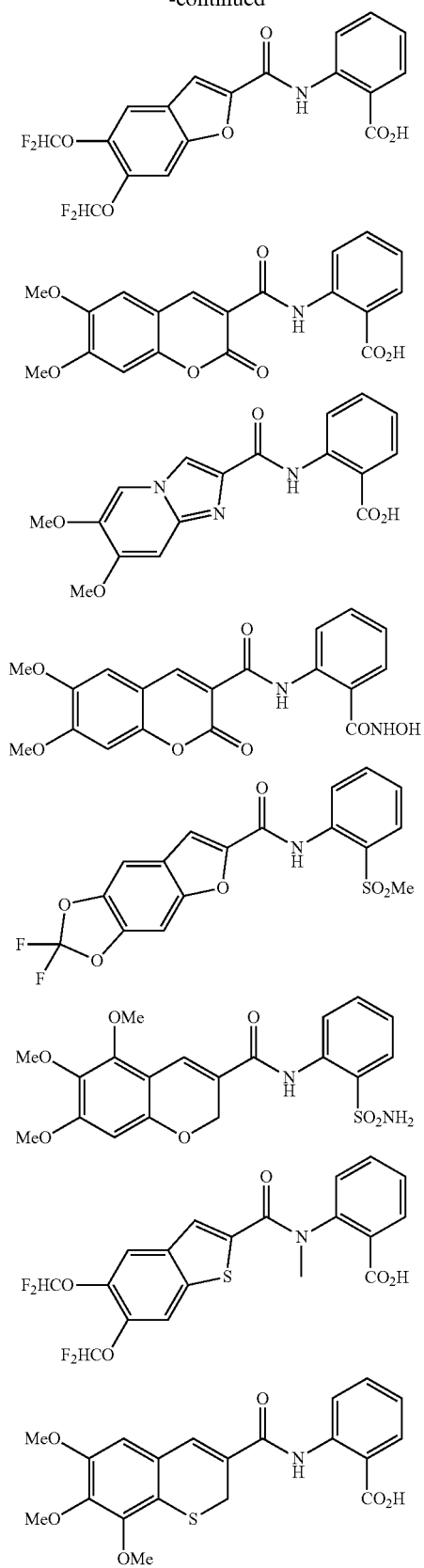
[0097] m+n is an integer selected from the group consisting of 1, 2, 3, 4, and 5;

or derivatives thereof, analogues thereof, pharmaceutically acceptable salts thereof, and metabolites thereof.

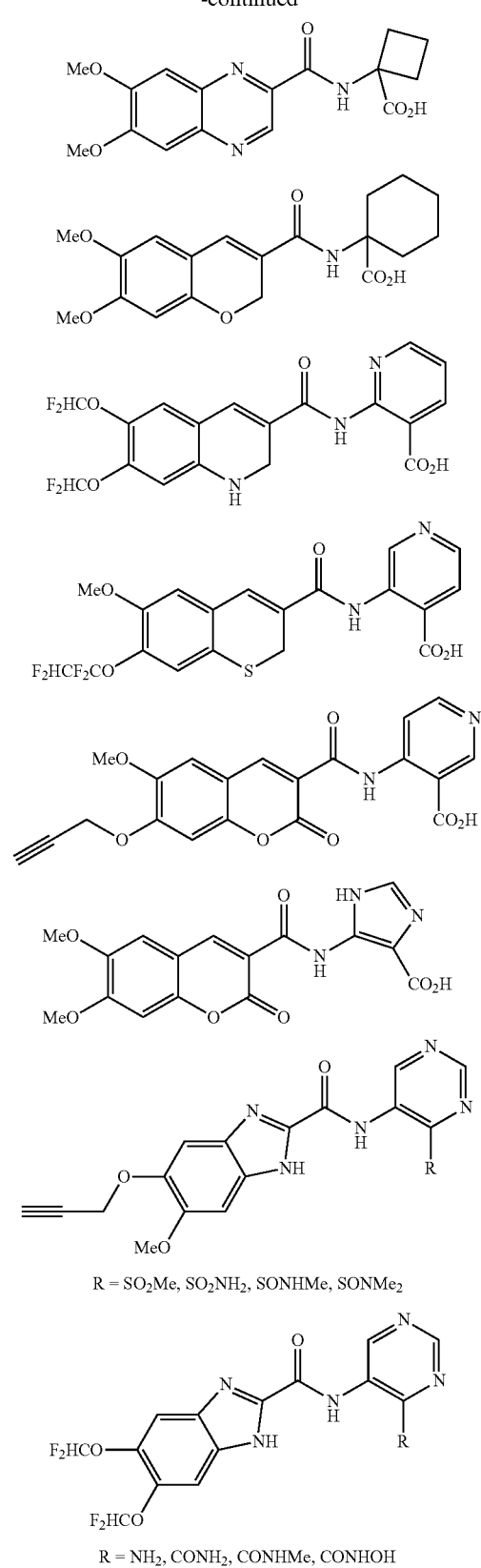
[0098] Non-limiting examples of suitable tranilast compounds of formula 17 as described above include:



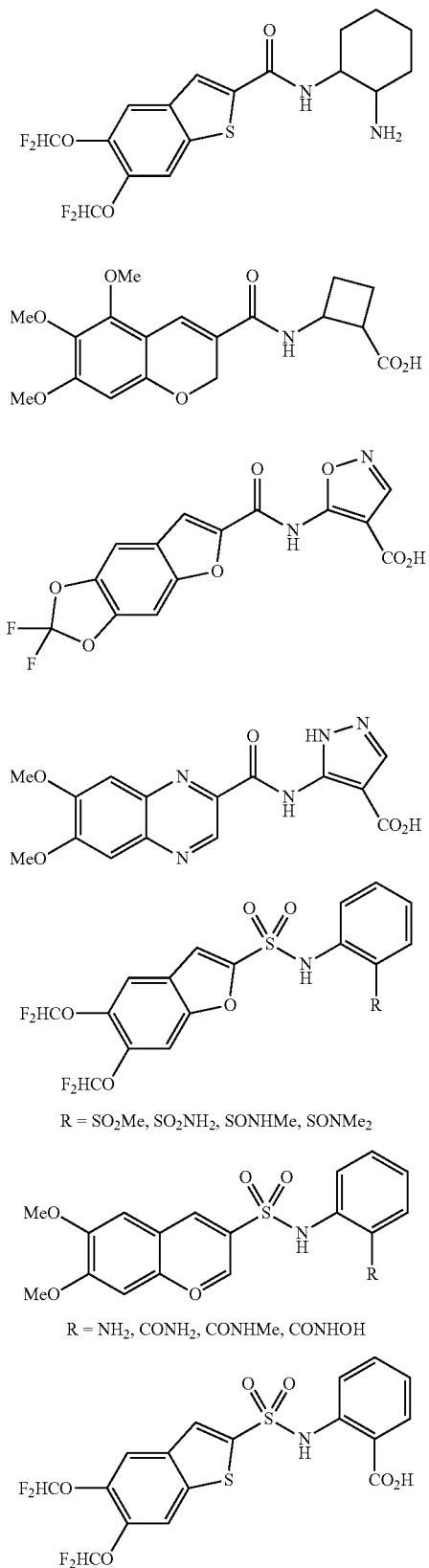
-continued



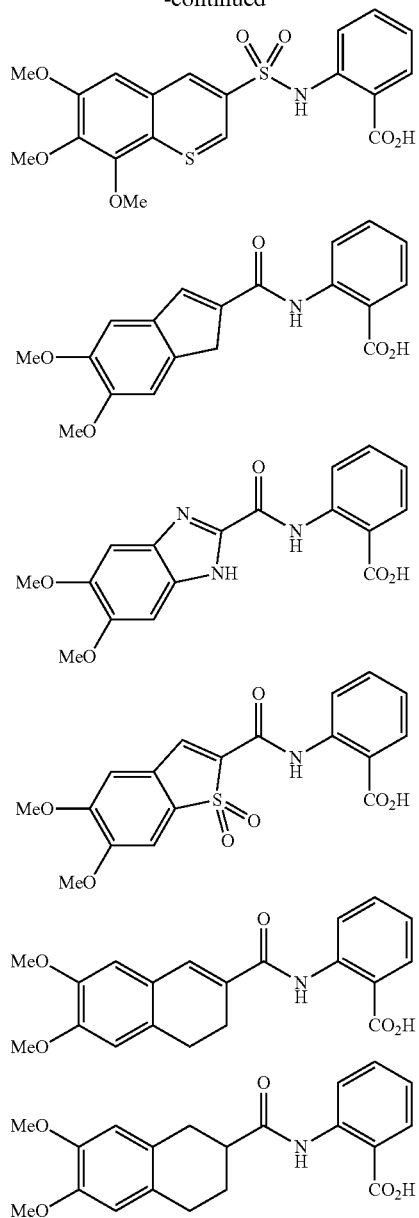
-continued



-continued



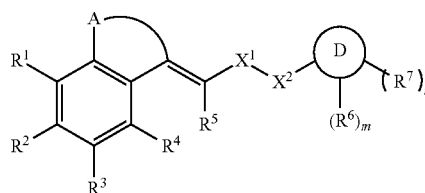
-continued



or a pharmaceutically acceptable salt or prodrug thereof.

[0099] In another embodiment of the first aspect of the invention, the tranilast compound has the formula 18

Formula 18



[0100] A is selected from the group consisting of:
 $-(\text{CR}^8\text{R}^9)_p - (\text{Y})_q - (\text{C}(\text{O}))_r - (\text{CR}^{10}\text{R}^{11})_s -$ and

—(CR⁸R⁹)_p—(C(O))_r—(Y)_q—(CR¹⁰R¹¹)_s—, wherein Y is selected from the group consisting of: O, S, and NR¹², each p and s are an integer independently selected from the group consisting of: 0, 1, and 2, each q and r are an integer independently selected from the group consisting of: 0 and 1, and p+q+r+s is an integer selected from the group consisting of: 1, 2, and 3;

[0101] X¹ is selected from the group consisting of: C=O, CF₂, and SO₂, PO₂;

[0102] X² is selected from the group consisting of: NR¹³ or (CH₂)_t, wherein t is an integer selected from the group consisting of: 0 and 1;

[0103] D is selected from the group consisting of: a cycloalkyl, heterocycloalkyl, cycloalkenyl, heterocycloalkenyl, aryl or heteroaryl ring;

[0104] R¹, R² and R³, are each independently selected from the group consisting of: H, OH, NO₂, CN, NH₂, optionally substituted C₁-C₁₂ alkyl, optionally substituted C₂-C₁₂ alkenyl, optionally substituted C₂-C₁₂ alkynyl, optionally substituted C₁-C₁₀ heteroalkyl, optionally substituted C₃-C₁₂ cycloalkyl, optionally substituted C₃-C₁₂ cycloalkenyl, optionally substituted C₂-C₁₂ heterocycloalkyl, optionally substituted C₂-C₁₂ heterocycloalkenyl, optionally substituted C₆-C₁₈ aryl, optionally substituted C₁-C₁₈ heteroaryl, optionally substituted C₁-C₁₂ alkyloxy, optionally substituted C₂-C₁₂ alkenyloxy, optionally substituted C₂-C₁₂ alkynyloxy, optionally substituted C₁-C₁₀ heteroalkyloxy, optionally substituted C₃-C₁₂ cycloalkyloxy, optionally substituted C₃-C₁₂ cycloalkenyloxy, optionally substituted C₁-C₁₂ heterocycloalkyloxy, optionally substituted C₁-C₁₂ heterocycloalkenyloxy, optionally substituted C₆-C₁₈ aryloxy, optionally substituted C₁-C₁₈ heteroaryloxy, optionally substituted C₁-C₁₂ alkylamino, SR¹⁴, SO₃H, SO₂NR¹⁶R¹⁶, SO₂R¹⁴, SONR¹⁶R¹⁶, SOR¹⁴, COR¹⁴, COOH, COOR¹⁴, CONR¹⁶R¹⁶, NR¹⁶COR¹⁴, NR¹⁶COOR¹⁴, NR¹⁵SO₂R¹⁴, NR¹⁶CONR¹⁶R¹⁷, NR¹⁵R¹⁶, and acyl; or R² and R³ may be fused to form a 5 or 6 membered cycloalkyl; heterocycloalkyl, aryl or heteroaryl ring each of which may be optionally substituted;

[0105] R⁴, R⁵, R⁶, R⁷, R⁸, R⁹, R¹⁰ and R¹¹ are each independently selected from the group consisting of: H, halogen, OH, NO₂, CN, NH₂, optionally substituted C₁-C₁₂ alkyl, optionally substituted C₂-C₁₂ alkenyl, optionally substituted C₂-C₁₂ alkynyl, optionally substituted C₁-C₁₀ heteroalkyl, optionally substituted C₃-C₁₂ cycloalkyl, optionally substituted C₃-C₁₂ cycloalkenyl, optionally substituted C₂-C₁₂ heterocycloalkyl, optionally substituted C₂-C₁₂ heterocycloalkenyl, optionally substituted C₆-C₁₈ aryl, optionally substituted C₁-C₁₈ heteroaryl, optionally substituted C₁-C₁₂ alkyloxy, optionally substituted C₂-C₁₂ alkenyloxy, optionally substituted C₂-C₁₂ alkynyloxy, optionally substituted C₁-C₁₀ heteroalkyloxy, optionally substituted C₃-C₁₂ cycloalkyloxy, optionally substituted C₃-C₁₂ cycloalkenyloxy, optionally substituted C₁-C₁₂ heterocycloalkyloxy, optionally substituted C₁-C₁₂ heterocycloalkenyloxy, optionally substituted C₆-C₁₈ aryloxy, optionally substituted C₁-C₁₈ heteroaryloxy, optionally substituted C₁-C₁₂ alkylamino, SR¹⁴, SO₃H, SO₂NR¹⁵R¹⁶, SO₂R¹⁴, SONR¹⁵R¹⁶, SOR¹⁴, COR¹⁴, COOH, COOR¹⁴, CONR¹⁵R¹⁶, NR¹⁵COR¹⁴, NR¹⁵COOR¹⁴, NR¹⁵SO₂R¹⁴, NR¹⁵CONR¹⁶R¹⁷, NR¹⁵R¹⁶, and acyl;

[0106] R¹², R¹³, R¹⁵, R¹⁶, and R¹⁷ are each independently selected from the group consisting of: H, a N-protecting group, optionally substituted C₁-C₁₂ alkyl, optionally substituted C₂-C₁₂ alkenyl, optionally substituted C₂-C₁₂ alkynyl, optionally substituted C₁-C₁₀ heteroalkyl, optionally substituted C₃-C₁₂ cycloalkyl, optionally substituted C₃-C₁₂ cycloalkenyl, optionally substituted C₁-C₁₂ heterocycloalkyl, optionally substituted C₁-C₁₂ heterocycloalkenyl, optionally substituted C₆-C₁₈ aryl, and optionally substituted C₁-C₁₈ heteroaryl; R¹⁴ is selected from the group consisting of H, optionally substituted C₁-C₁₂ alkyl, optionally substituted C₂-C₁₂ alkenyl, optionally substituted C₂-C₁₂ alkynyl, optionally substituted C₁-C₁₀ heteroalkyl, optionally substituted C₃-C₁₂ cycloalkyl, optionally substituted C₃-C₁₂ cycloalkenyl, optionally substituted C₁-C₁₂ heterocycloalkyl, optionally substituted C₁-C₁₂ heterocycloalkenyl, optionally substituted C₆-C₁₈ aryl, and optionally substituted C₁-C₁₈ heteroaryl;

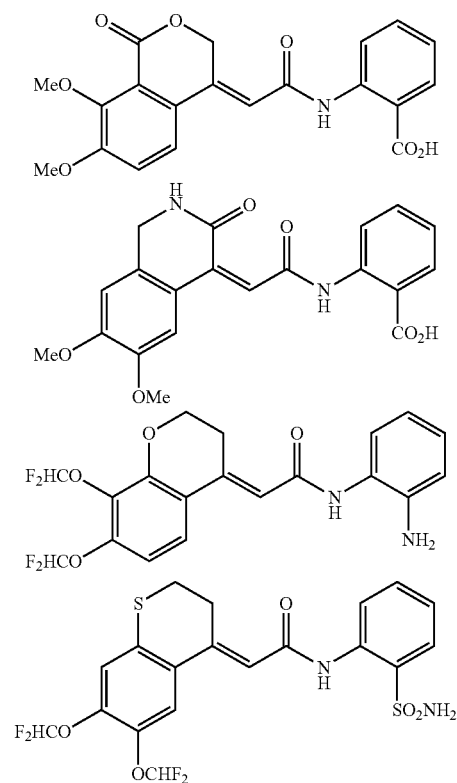
[0107] m is an integer selected from the group consisting of: 0, 1, 2, 3, and 4;

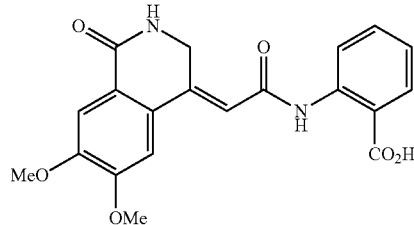
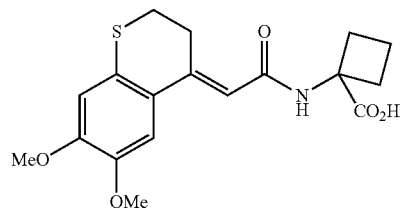
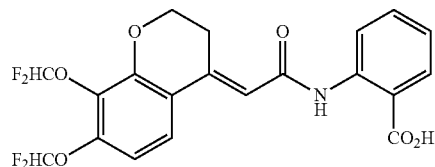
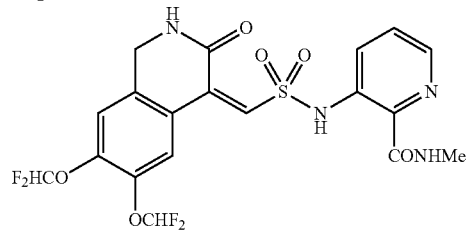
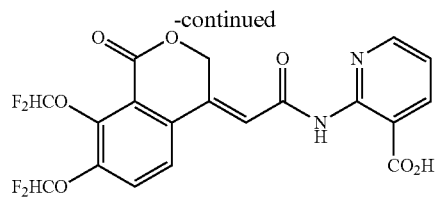
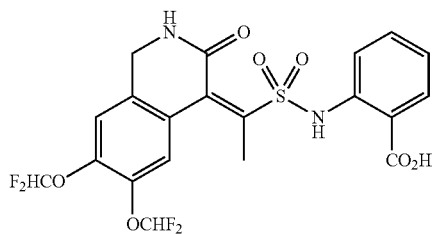
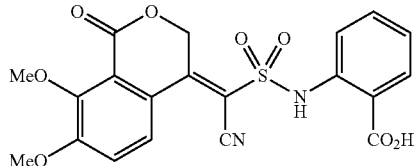
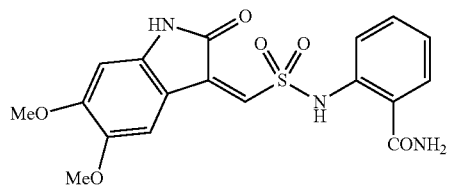
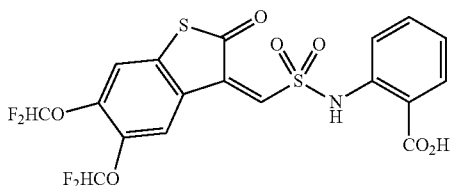
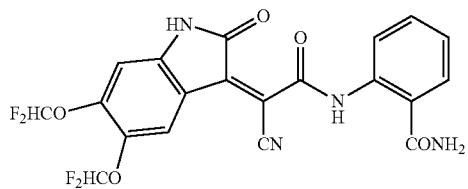
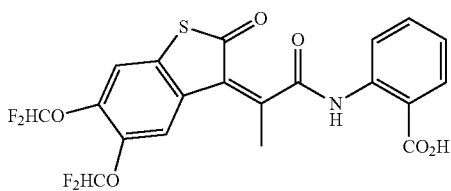
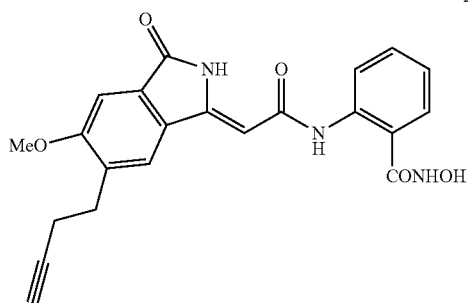
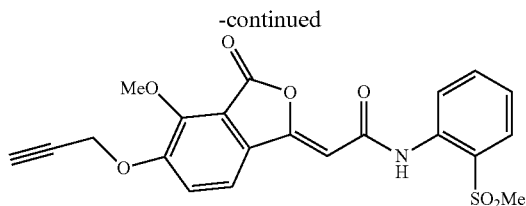
[0108] n is an integer selected from the group consisting of: 1, 2, 3, 4, and 5;

[0109] m+n is an integer selected from the group consisting of: 1, 2, 3, 4, and 5;

or derivatives thereof, analogues thereof, pharmaceutically acceptable salts thereof, and metabolites thereof.

[0110] Non-limiting examples of suitable tranilast compounds of formula 18 as described above include:

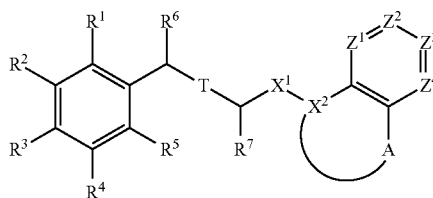




or a pharmaceutically acceptable salt or prodrug thereof.

[0111] In yet another embodiment of the first aspect of the invention, the tranilast compound has the formula 19

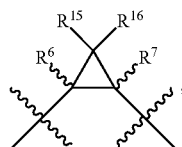
Formula 19



[0112] A is selected from the group consisting of: $-(CR^9R^{10})_p-(Y)_q-(C(O))_r-(CR^{11}R^{12})_s-$ and $-(CR^9R^{10})_p-(C(O))_r-(Y)_q-(CR^{11}R^{12})_s-$, wherein Y is selected from the group consisting of: O, S, NR¹³, each p and s are an integer independently selected from the group consisting of: 0, 1, and 2, each q and r are an integer independently selected from the group consisting

of: 0 and 1, and $p+q+r+s$ is an integer selected from the group consisting of: 1, 2, and 3;

[0113] T is selected from the group consisting of: a single bond, a double bond, a triple bond and



[0114] X¹ is selected from the group consisting of: C=O, CF₂ or SO₂, PO₂;

[0115] X² is selected from the group consisting of: CR¹⁷ and N;

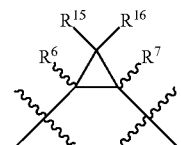
[0116] Z¹, Z², Z³, and Z⁴ are each independently selected from the group consisting of CR⁸ and N;

[0117] R¹, R⁴, R⁵, R⁸, R⁹, R¹⁰, R¹¹, R¹², R¹⁵ and R are each independently selected from the group consisting of: H, halogen, OH, NO₂, CN, NH₂, optionally substituted C₁-C₁₂ alkyl, optionally substituted C₂-C₁₂ alkenyl, optionally substituted C₂-C₁₂ alkynyl, optionally substituted C₁-C₁₀ heteroalkyl, optionally substituted C₃-C₁₂ cycloalkyl, optionally substituted C₃-C₁₂ cycloalkenyl, optionally substituted C₂-C₁₂ heterocycloalkyl, optionally substituted C₂-C₁₂ heterocycloalkenyl, optionally substituted C₆-C₁₈ aryl, optionally substituted C₁-C₁₈ heteroaryl, optionally substituted C₁-C₁₂ alkyloxy, optionally substituted C₂-C₁₂ alkenyloxy, optionally substituted C₂-C₁₂ alkynyloxy, optionally substituted C₁-C₁₀ heteroalkyloxy, optionally substituted C₃-C₁₂ cycloalkyloxy, optionally substituted C₁-C₁₂ heterocycloalkyloxy, optionally substituted C₁-C₁₂ heterocycloalkenyloxy, optionally substituted C₆-C₁₈ aryloxy, optionally substituted C₁-C₁₈ heteroaryloxy, optionally substituted C₁-C₁₂ alkylamino, SR¹⁸, SO₃H, SO₂NR¹⁹R²⁰, SO₂R¹⁸, SONR¹⁹R²⁰, SOR¹⁸, COR¹⁸, COOH, COOR¹⁸, CONR¹⁹R²⁰, NR¹⁹COR¹⁸, NR¹⁹COOR¹⁸, NR¹⁹SO₂R¹⁸, NR¹⁹CONR²⁰R²¹, NR¹⁹R²⁰, and acyl;

[0118] R² and R³ are each independently selected from the group consisting of: H, OH, NO₂, CN, NH₂, optionally substituted C₁-C₁₂ alkyl, optionally substituted C₂-C₁₂ alkenyl, optionally substituted C₂-C₁₂ alkynyl, optionally substituted C₁-C₁₀ heteroalkyl, optionally substituted C₃-C₁₂ cycloalkyl, optionally substituted C₃-C₁₂ cycloalkenyl, optionally substituted C₂-C₁₂ heterocycloalkyl, optionally substituted C₂-C₁₂ heterocycloalkenyl, optionally substituted C₆-C₁₈ aryl, optionally substituted C₁-C₁₈ heteroaryl, optionally substituted C₁-C₁₂ alkyloxy, optionally substituted C₂-C₁₂ alkenyloxy, optionally substituted C₂-C₁₂ alkynyloxy, optionally substituted C₁-C₁₀ heteroalkyloxy, optionally substituted C₃-C₁₂ cycloalkyloxy, optionally substituted C₃-C₁₂ cycloalkenyloxy, optionally substituted C₁-C₁₂ heterocycloalkyloxy, optionally substituted C₁-C₁₂ heterocycloalkenyloxy, optionally substituted C₆-C₁₈ aryloxy, optionally substituted C₁-C₁₈ heteroaryloxy, optionally substituted C₁-C₁₂ alkylamino, SR¹⁸, SO₃H, SO₂NR¹⁹R²⁰, SO₂R¹⁸, SONR¹⁹R²⁰, SOR¹⁸, COR¹⁸, COOH, COOR¹⁸, CONR¹⁹R²⁰, NR¹⁹COR¹⁸, NR¹⁹COOR¹⁸, NR¹⁹SO₂R¹⁸, NR¹⁹CONR²⁰R²¹,

NR¹⁹R²⁰, and acyl; or R² and R³ may be fused to form a 5 or 6 membered cycloalkyl, heterocycloalkyl, aryl or heteroaryl ring, each of which may be optionally substituted;

[0119] R⁶ and R⁷ are present when T is a single bond, a double bond or

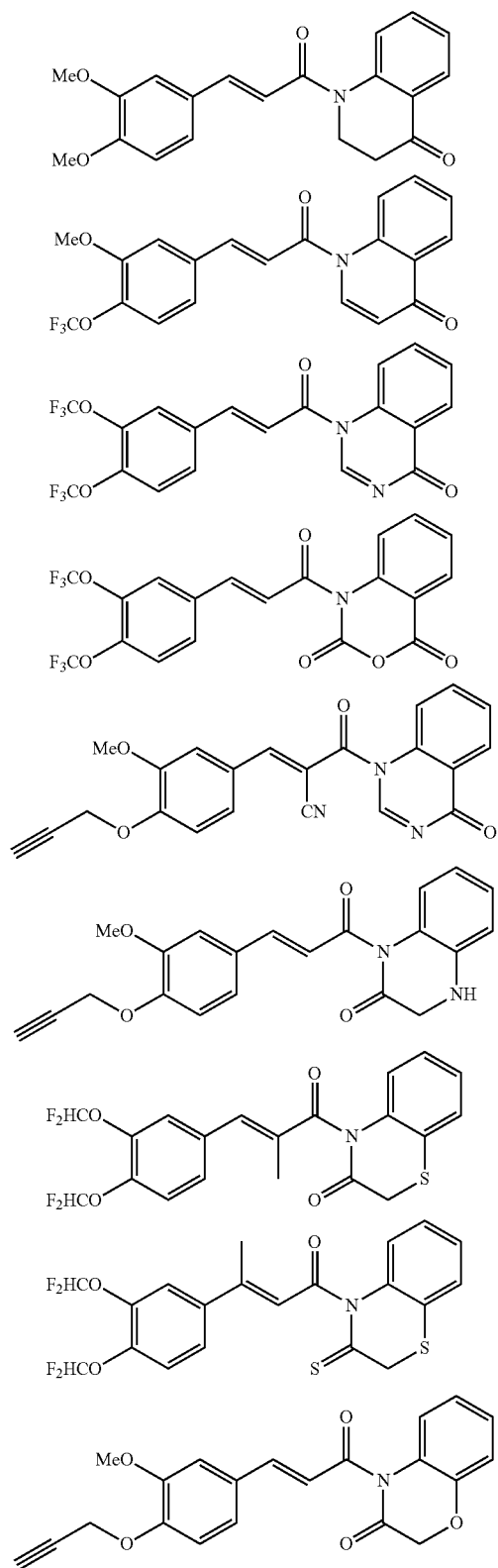


but not when T is a triple bond, each R⁶ and R⁷ being independently selected from the group consisting of: H, NO₂, CN, optionally substituted C₁-C₁₂ alkyl, optionally substituted C₂-C₁₂ alkenyl, optionally substituted C₂-C₁₂ alkynyl, optionally substituted C₁-C₁₀ heteroalkyl, optionally substituted C₃-C₁₂ cycloalkyl, optionally substituted C₃-C₁₂ cycloalkenyl, optionally substituted C₂-C₁₂ heterocycloalkyl, optionally substituted C₂-C₁₂ heterocycloalkenyl, optionally substituted C₆-C₁₈ aryl, optionally substituted C₁-C₁₈ heteroaryl, optionally substituted C₁-C₁₂ alkyloxy, optionally substituted C₂-C₁₂ alkenyloxy, optionally substituted C₂-C₁₂ alkynyloxy, optionally substituted C₁-C₁₀ heteroalkyloxy, optionally substituted C₃-C₁₂ cycloalkyloxy, optionally substituted C₃-C₁₂ cycloalkenyloxy, optionally substituted C₁-C₁₂ heterocycloalkyloxy, optionally substituted C₁-C₁₂ heterocycloalkenyloxy, optionally substituted C₆-C₁₈ aryloxy, optionally substituted C₁-C₁₈ heteroaryloxy, optionally substituted C₁-C₁₂ alkylamino, SR¹⁸, SO₃H, SO₂NR¹⁹R²⁰, SO₂R¹⁸, SONR¹⁹R²⁰, SOR¹⁸, COR¹⁸, COOH, COOR¹⁸, CONR¹⁹R²⁰, NR¹⁹COR¹⁸, NR¹⁹COOR¹⁸, NR¹⁹SO₂R¹⁸, NR¹⁹CONR²⁰R²¹, NR¹⁹R²⁰, and acyl;

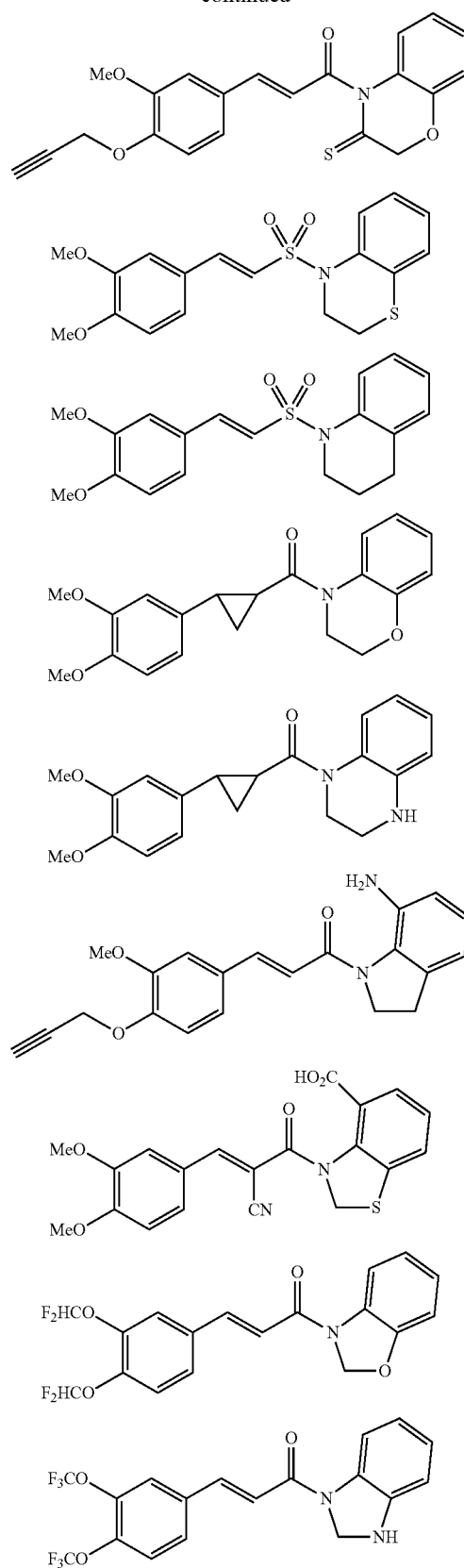
[0120] R¹³, R¹⁹, R²⁰ and R²¹ are each independently selected from the group consisting of: H; a N-protecting group, optionally substituted C₁-C₁₂ alkyl, optionally substituted C₂-C₁₂ alkenyl, optionally substituted C₂-C₁₂ alkynyl, optionally substituted C₁-C₁₀ heteroalkyl, optionally substituted C₃-C₁₂ cycloalkyl, optionally substituted C₃-C₁₂ cycloalkenyl, optionally substituted C₁-C₁₂ heterocycloalkyl, optionally substituted C₁-C₁₂ heterocycloalkenyl, optionally substituted C₆-C₁₈ aryl, and optionally substituted C₁-C₁₈ heteroaryl;

[0121] R¹⁸ is selected from the group consisting of H, optionally substituted C₁-C₁₂ alkyl, optionally substituted C₂-C₁₂ alkenyl, optionally substituted C₂-C₁₂ alkynyl, optionally substituted C₁-C₁₀ heteroalkyl, optionally substituted C₃-C₁₂ cycloalkyl, optionally substituted C₃-C₁₂ cycloalkenyl, optionally substituted C₁-C₁₂ heterocycloalkyl, optionally substituted C₁-C₁₂ heterocycloalkenyl, optionally substituted C₆-C₁₈ aryl, and optionally substituted C₁-C₁₈ heteroaryl; n is an integer selected from the group consisting of: 0, 1, 2, 3, and 4; or derivatives thereof, analogues thereof, pharmaceutically acceptable salts thereof, and metabolites thereof.

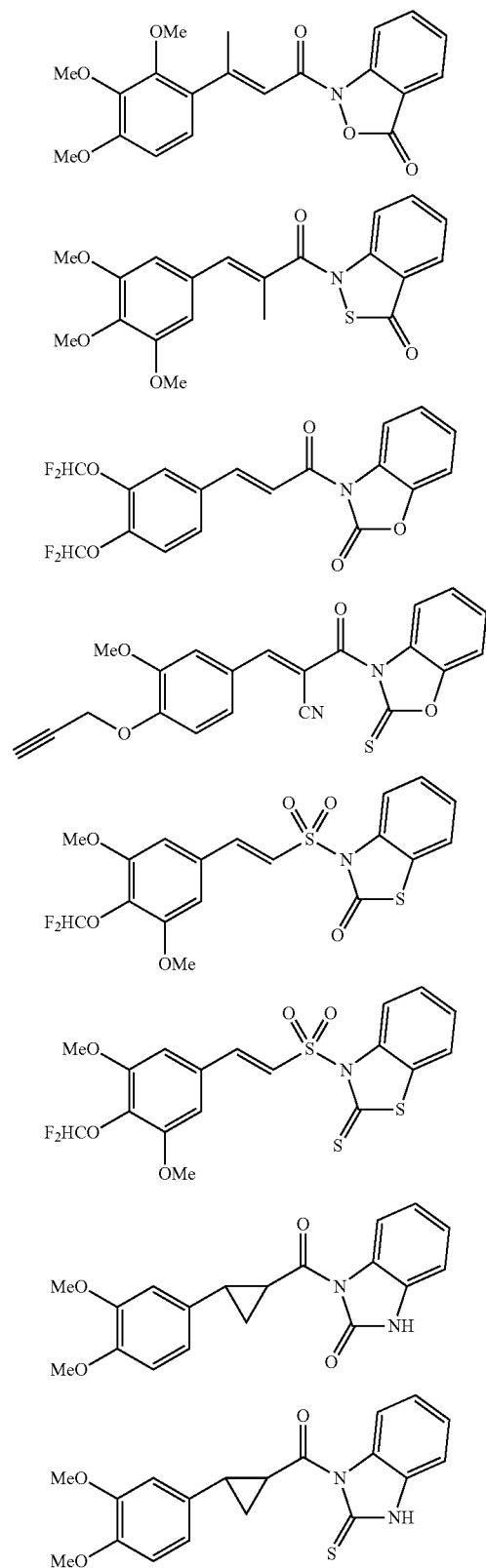
[0122] Non-limiting examples of suitable tranilast compounds of formula 19 as described above include:



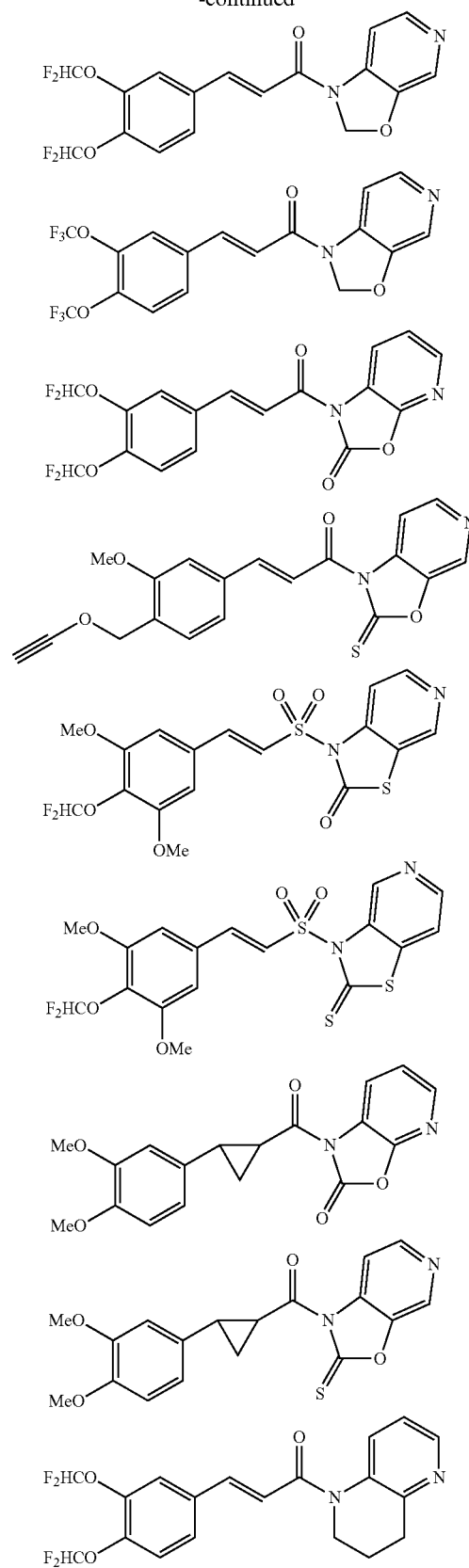
-continued



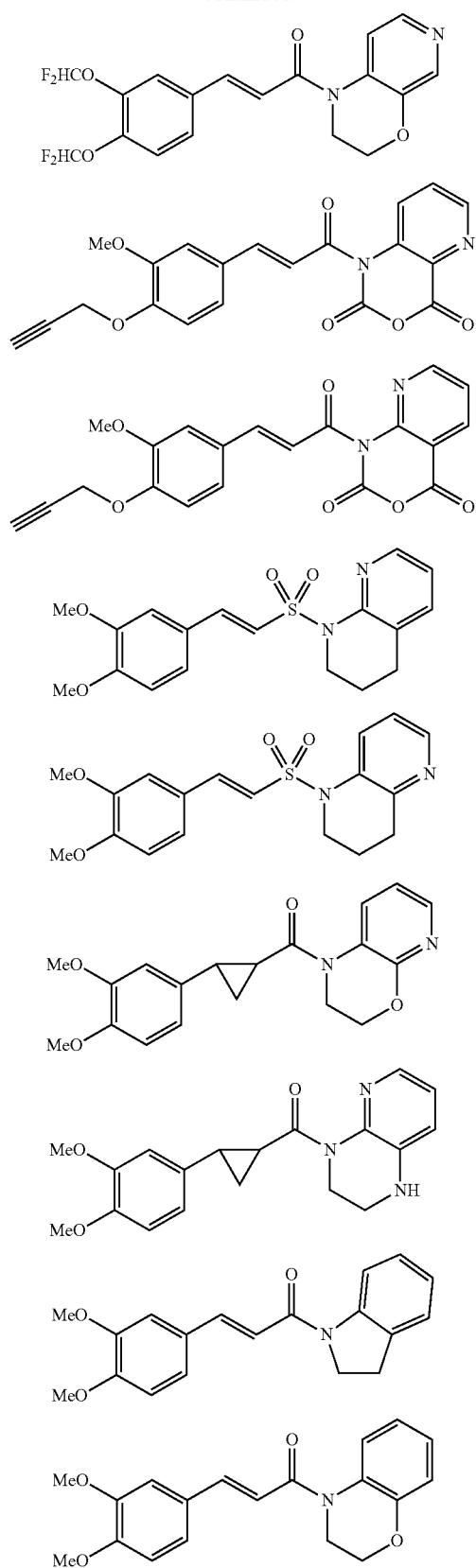
-continued



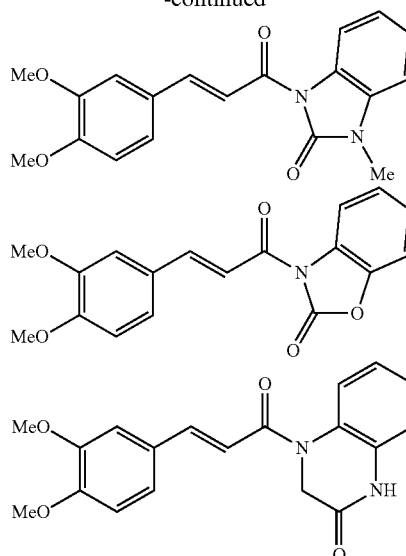
-continued



-continued



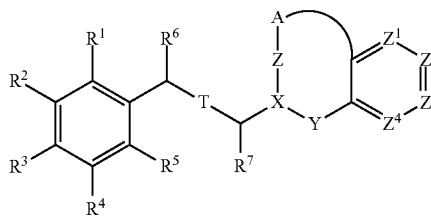
-continued



or a pharmaceutically acceptable salt or prodrug thereof.

[0123] In another embodiment of the first aspect of the invention, the tranilast compound has the formula 20

Formula 20

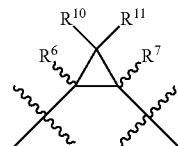


wherein:

[0124] Z—X—Y is selected from the group consisting of: N=C—N, N—C=N, O—C=N, S—C=N, N=C—O, N=C—S, C=C—NH, C=C—O, C=C—S, and C(O)—C=N;

[0125] A is selected from the group consisting of: a bond, SO₂, C, C=S, C=O, C=NR⁹, and NR⁹;

[0126] T is selected from the group consisting of: a single bond, a double bond, a triple bond, and



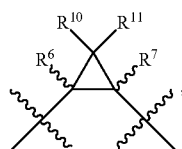
[0127] Z¹, Z², Z³, and Z⁴ are each independently selected from the group consisting of CR⁸ and N;

[0128] R¹, R⁴, R⁵, R⁸, R¹⁰, and R¹¹ are each independently selected from the group consisting of: H, halogen, OH, NO₂, CN, NH₂, optionally substituted C₁-C₁₂ alkyl, optionally substituted C₂-C₁₂ alkenyl, optionally substituted C₂-C₁₂ alkynyl, optionally substituted C₁-C₁₀ heteroalkyl, optionally substituted C₃-C₁₂ cycloalkyl,

optionally substituted C₃-C₁₂ cycloalkenyl, optionally substituted C₂-C₁₂ heterocycloalkyl, optionally substituted C₂-C₁₂ heterocycloalkenyl, optionally substituted C₆-C₁₈ aryl, optionally substituted C₁-C₁₈ heteroaryl, optionally substituted C₁-C₁₂ alkyloxy, optionally substituted C₂-C₁₂ alkenyloxy, optionally substituted C₂-C₁₂ alkynyloxy, optionally substituted C₁-C₁₀ heteroalkyloxy, optionally substituted C₃-C₁₂ cycloalkyloxy, optionally substituted C₃-C₁₂ cycloalkenyloxy, optionally substituted C₁-C₁₂ heterocycloalkyloxy, optionally substituted C₁-C₁₂ heterocycloalkenyloxy, optionally substituted C₆-C₁₈ aryloxy, optionally substituted C₁-C₁₈ heteroaryloxy, optionally substituted C₁-C₁₂ alkylamino, SR¹², SO₃H, SO₂NR¹³R¹⁴, SO₂R¹², SONR¹³R¹⁴, SOR¹², COR¹², COOH, COOR¹², CONR¹³R¹⁴, NR¹³COR¹², NR¹³COOR¹², NR¹³SO₂R¹², NR¹³CONR¹⁴R¹⁵, NR¹⁴R¹⁵, and acyl;

[0129] R² and R³, are each independently selected from the group consisting of: H, OH, NO₂, CN, NH₂, optionally substituted C₁-C₁₂ alkyl, optionally substituted C₂-C₁₂ alkenyl, optionally substituted C₂-C₁₂ alkynyl, optionally substituted C₁-C₁₀ heteroalkyl, optionally substituted C₃-C₁₂ cycloalkyl, optionally substituted C₃-C₁₂ cycloalkenyl, optionally substituted C₂-C₁₂ heterocycloalkyl, optionally substituted C₂-C₁₂ heterocycloalkenyl, optionally substituted C₆-C₁₈ aryl, optionally substituted C₁-C₁₈ heteroaryl, optionally substituted C₁-C₁₂ alkyloxy, optionally substituted C₂-C₁₂ alkenyloxy, optionally substituted C₂-C₁₂ alkynyloxy, optionally substituted C₁-C₁₀ heteroalkyloxy, optionally substituted C₃-C₁₂ cycloalkyloxy, optionally substituted C₃-C₁₂ cycloalkenyloxy, optionally substituted C₁-C₁₂ heterocycloalkyloxy, optionally substituted C₁-C₁₂ heterocycloalkenyloxy, optionally substituted C₆-C₁₈ aryloxy, optionally substituted C₁-C₁₈ heteroaryloxy, optionally substituted C₁-C₁₂ alkylamino, SR¹², SO₃H, SO₂NR¹³R¹⁴, SO₂R¹², SONR¹³R¹⁴, SOR¹², COR¹², COOH, COOR¹², CONR¹³R¹⁴, NR¹³COR¹², NR¹³COOR¹², NR¹³SO₂R¹², NR¹³CONR¹⁴R¹⁵, NR¹⁴R¹⁵, and acyl; or R² and R³ may be fused to form a 5 or 6 membered cycloalkyl, heterocycloalkyl, aryl or heteroaryl ring each of which may be optionally substituted;

[0130] R⁶ and R⁷ are present when T is a single bond, a double bond or



but not when T is a triple bond, each R⁶ and R⁷ being independently selected from the group consisting of: H, NO₂, CN, optionally substituted C₁-C₁₂ alkyl, optionally substituted C₂-C₁₂ alkenyl, optionally substituted C₂-C₁₂ alkynyl, optionally substituted C₁-C₁₀ heteroalkyl, optionally substituted C₃-C₁₂ cycloalkyl, optionally substituted C₃-C₁₂ cycloalkenyl, optionally substituted C₂-C₁₂ heterocycloalkyl, optionally substituted C₂-C₁₂ heterocycloalkenyl; optionally substituted C₆-C₁₈ aryl, optionally substituted C₁-C₁₈ heteroaryl, optionally substituted C₁-C₁₂

alkyloxy, optionally substituted C₂-C₁₂ alkenyloxy, optionally substituted C₂-C₁₂ alkynyloxy, optionally substituted C₁-C₁₀ heteroalkyloxy, optionally substituted C₃-C₁₂ cycloalkyloxy, optionally substituted C₃-C₁₂ cycloalkenyloxy, optionally substituted C₁-C₁₂ heterocycloalkyloxy, optionally substituted C₁-C₁₂ heterocycloalkenyloxy, optionally substituted C₆-C₁₈ aryloxy, optionally substituted C₁-C₁₈ heteroaryloxy, optionally substituted C₁-C₁₂ alkylamino, SR¹², SO₃H, SO₂NR¹³R¹⁴, SO₂R¹², SONR¹³R¹⁴, SOR¹², COR¹², COOH, COOR¹², CONR¹³R¹⁴, NR¹³COR¹², NR¹³COOR¹², NR¹³SO₂R¹², NR¹³CONR¹⁴R¹⁶, NR¹⁴R¹⁵, and acyl;

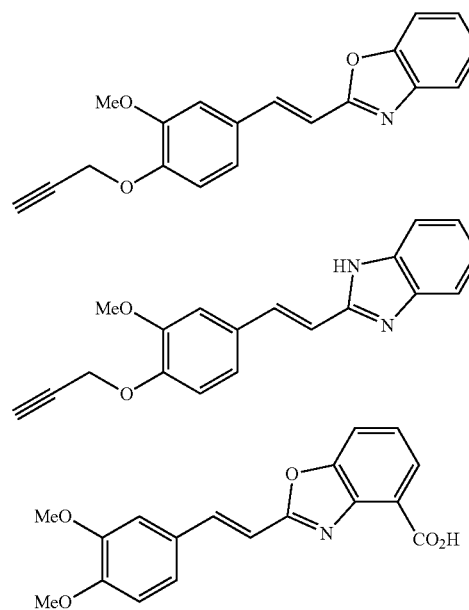
[0131] R⁹, R¹³, R¹⁴, and R¹⁵ are each independently selected from the group consisting of: H, an N-protecting group, optionally substituted C₁-C₁₂ alkyl, optionally substituted C₂-C₁₂ alkenyl, optionally substituted C₂-C₁₂ alkynyl, optionally substituted C₁-C₁₀ heteroalkyl, optionally substituted C₃-C₁₂ cycloalkyl, optionally substituted C₃-C₁₂ cycloalkenyl, optionally substituted C₁-C₁₂ heterocycloalkyl, optionally substituted C₁-C₁₂ heterocycloalkenyl, optionally substituted C₆-C₁₈ aryl, and optionally substituted C₁-C₁₈ heteroaryl;

[0132] R¹² is selected from the group consisting of H, optionally substituted C₁-C₁₂ alkyl, optionally substituted C₂-C₁₂ alkenyl, optionally substituted C₂-C₁₂ alkynyl, optionally substituted C₁-C₁₀ heteroalkyl, optionally substituted C₃-C₁₂ cycloalkyl, optionally substituted C₃-C₁₂ cycloalkenyl, optionally substituted C₁-C₁₂ heterocycloalkyl, optionally substituted C₁-C₁₂ heterocycloalkenyl, optionally substituted C₆-C₁₈ aryl, and optionally substituted C₁-C₁₈ heteroaryl;

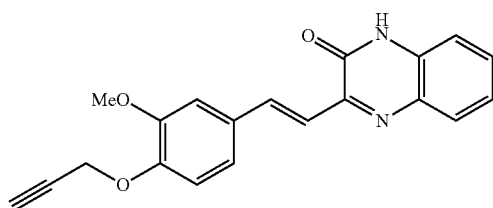
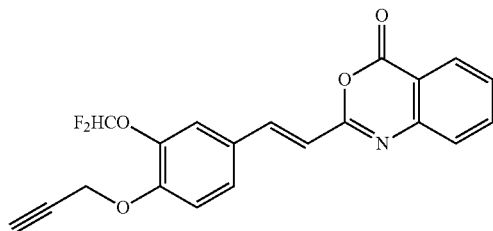
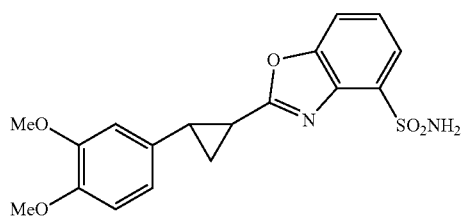
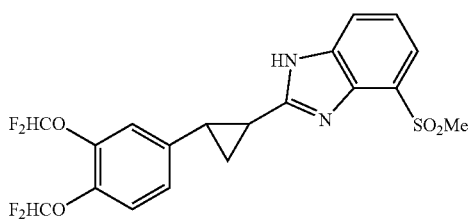
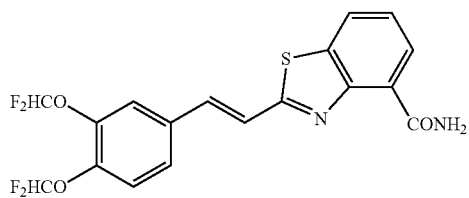
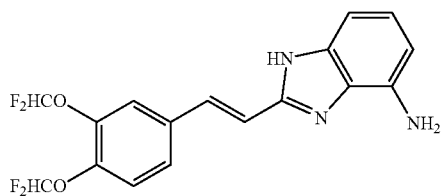
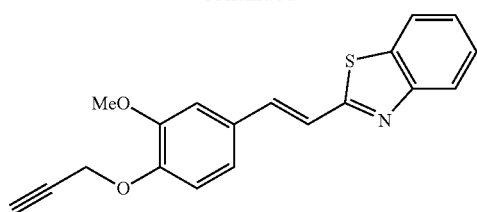
[0133] n is an integer selected from the group consisting of: 0, 1, 2, 3, and 4;

or derivatives thereof, analogues thereof, pharmaceutically acceptable salts thereof, and metabolites thereof.

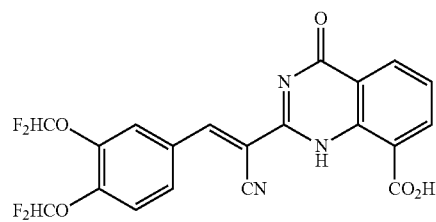
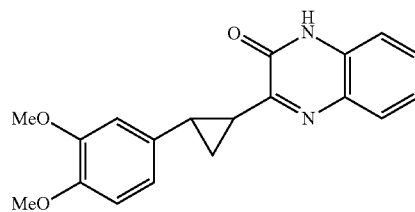
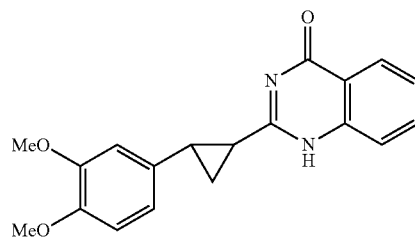
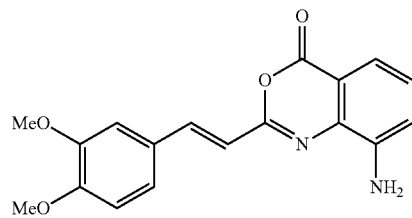
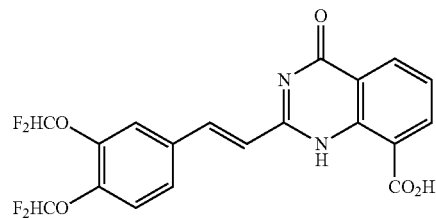
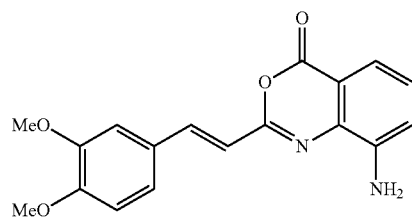
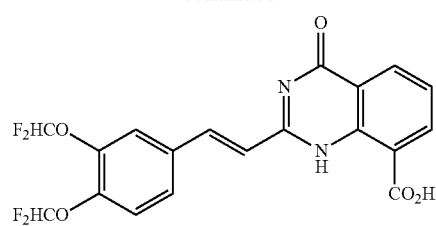
[0134] Non-limiting examples of suitable tranilast compounds of formula 20 as described above include:



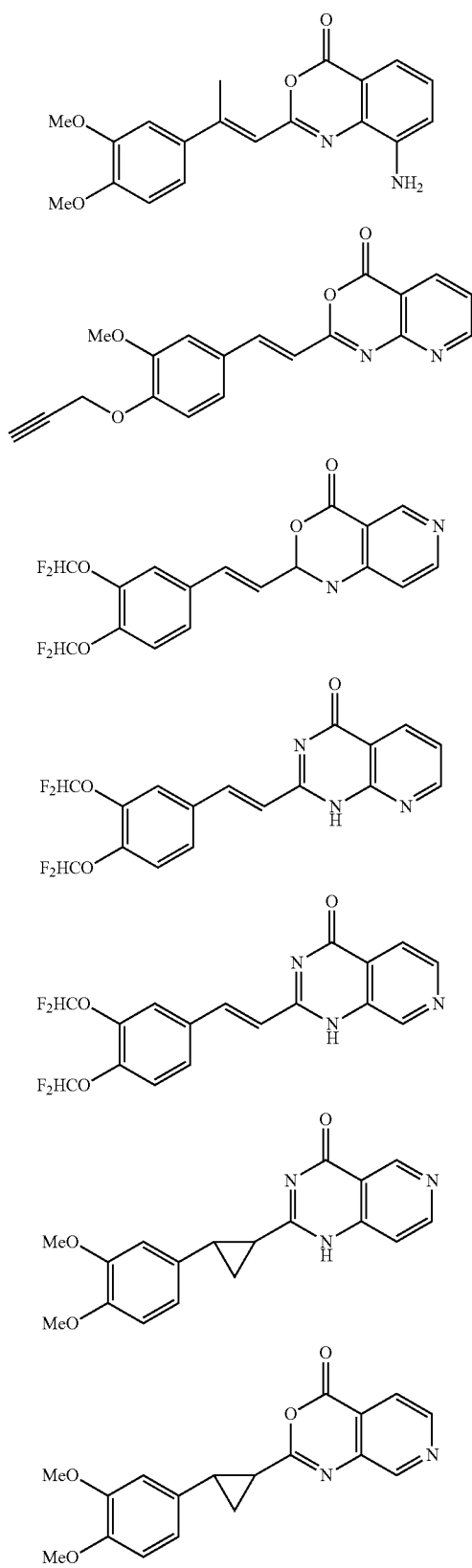
-continued



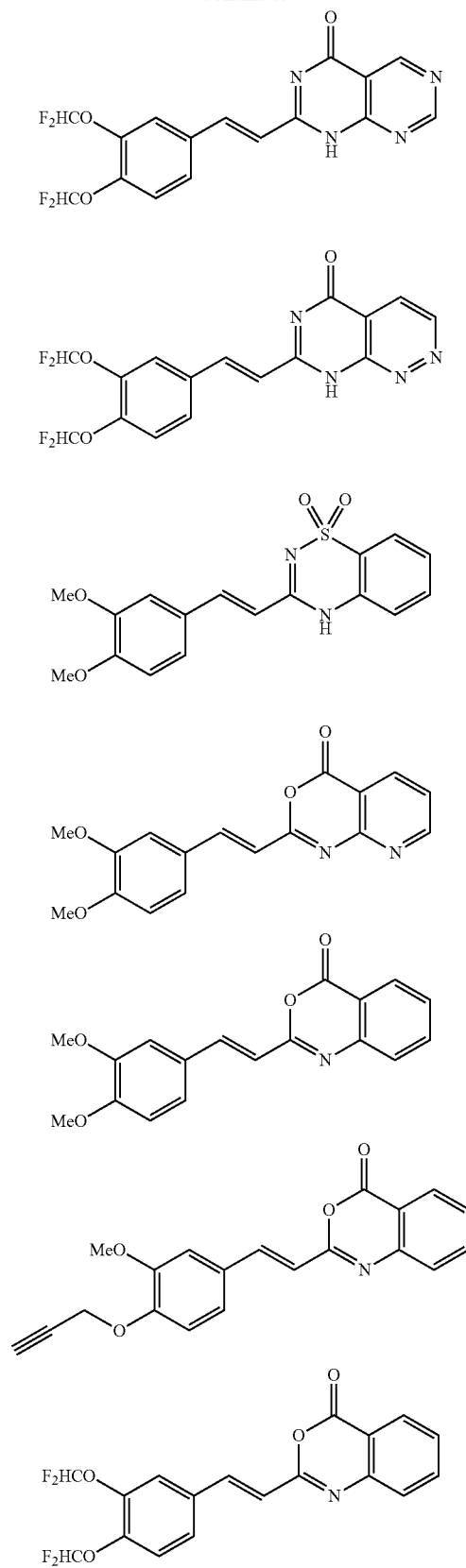
-continued

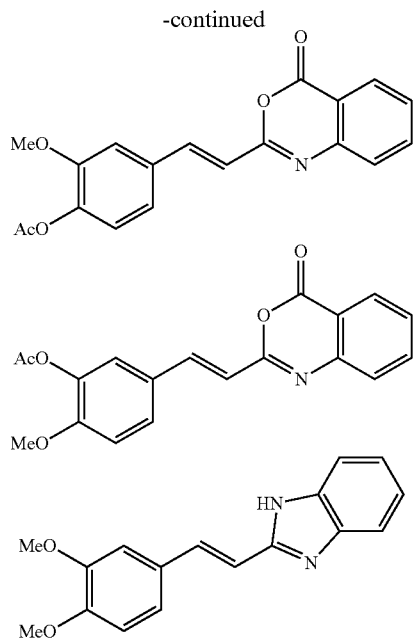


-continued



-continued





or a pharmaceutically acceptable salt or prodrug thereof.

[0135] One of ordinary skill in the art will appreciate that a variety of tranilast compounds may be used in the first aspect of the present invention.

[0136] The eye disease associated with inflammation and/or vascular proliferation in a subject is not intended to be particularly limited. In some embodiments of the first aspect of the invention, the eye disease may be selected from the group comprising diabetic retinopathy, corneal edema, anterior and posterior uveitis, pterygium, corneal diseases, dry eye, conjunctivitis, allergy- and laser-induced exudation, non-age related macular degeneration, macular edema, age-related macular degeneration and ocular von Hippel-Lindau disease.

[0137] In a further embodiment of the first aspect of the invention, the corneal disease is caused by infection from a microbe or microorganism. The microbe or microorganism may be selected from any of the groups comprising bacteria, viruses, fungi, amoebas, and parasites.

[0138] Preferably, the eye disease is diabetic retinopathy in the first aspect of the invention.

[0139] As used herein, treating the eye disease includes inhibiting the progression of the eye disease, preventing the eye disease, and/or ameliorating a symptom of the eye disease.

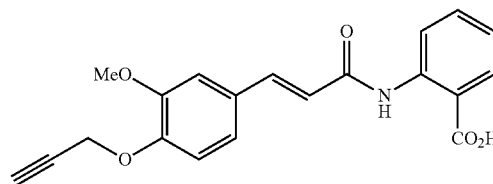
[0140] In a second aspect, the present invention provides a use of at least one tranilast compound or a pharmaceutically acceptable salt or solvate thereof in the preparation of a pharmaceutical composition for treating an eye disease associated with inflammation and/or vascular proliferation.

[0141] In preferred embodiments of the second aspect of the invention, the tranilast compound is a compound of any one of formulae 1, 2, 3, 4, 5, 6, 7, 8, 9, 10, 11, 12, 13, 14, 15, 16, 17, 18, 19 and 20 as described above in relation to the first aspect of the invention.

[0142] In another preferred embodiment of the second aspect of the invention, the tranilast compound may be a compound of the non-limiting examples of suitable tranilast compounds of formulae 1, 2, 3, 4, 5, 6, 7, 8, 9, 10, 11, 12,

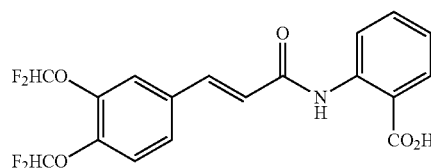
13, 14, 15, 16, 17, 18, 19 and 20 described above in relation to the first aspect of the invention.

[0143] In a particularly preferred embodiment of the second aspect of the invention, the tranilast compound has the formula



or a pharmaceutically acceptable salt thereof.

[0144] In another particularly preferred embodiment of the second aspect of the present invention, the tranilast compound has the formula



or a pharmaceutically acceptable salt thereof.

[0145] In some embodiments of the second aspect of the invention, the eye disease may be selected from the group comprising diabetic retinopathy, corneal edema, anterior and posterior uveitis, pterygium, corneal diseases, dry eye, conjunctivitis, allergy- and laser-induced exudation, non-age related macular degeneration, macular edema, age-related macular degeneration and ocular von Hippel-Lindau disease.

[0146] In a further embodiment of the second aspect of the invention, the corneal disease is caused by infection from a microbe or microorganism. The microbe or microorganism may be selected from any of the groups comprising bacteria, viruses, fungi, amoebas, and parasites.

[0147] Preferably, the eye disease is diabetic retinopathy in the second aspect of the invention.

[0148] In a third aspect, the present invention provides a use of at least one tranilast compound, or a pharmaceutically acceptable salt or solvate thereof, in the treatment of an eye disease associated with inflammation and/or vascular proliferation disease.

[0149] In a fourth aspect, the present invention provides a kit for treating an eye disease associated with inflammation and/or vascular proliferation including: at least one tranilast compound or a pharmaceutically acceptable salt or solvate thereof; and

instructions for administering the tranilast-type compound to a subject in order to treat the eye disease.

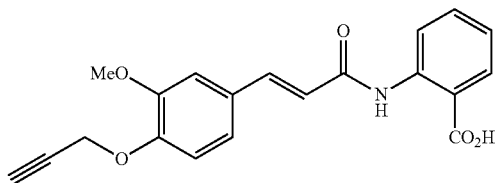
[0150] In a fifth aspect, the present invention provides a tranilast compound for treating an eye disease associated with inflammation and/or vascular proliferation.

[0151] In preferred embodiments of the third, fourth or fifth aspects of the invention, the tranilast compound is a compound of any one of formulae 1, 2, 3, 4, 5, 6, 7, 8, 9, 10,

11, 12, 13, 14, 15, 16, 17, 18, 19 and 20 as described above in relation to the first aspect of the invention.

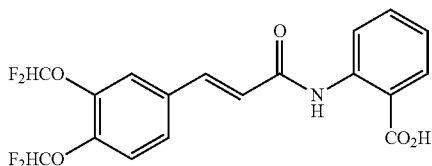
[0152] In another preferred embodiment of the third, fourth or fifth aspects of the invention, the tranilast compound may be a compound of the non-limiting examples of suitable tranilast compounds of formulae 1, 2, 3, 4, 5, 6, 7, 8, 9, 10, 11, 12, 13, 14, 15, 16, 17, 18, 19 and 20 described above in relation to the first aspect of the invention.

[0153] In a particularly preferred embodiment of the third, fourth or fifth aspects of the invention, the tranilast compound has the formula



or a pharmaceutically acceptable salt thereof.

[0154] In another particularly preferred embodiment of the third, fourth or fifth aspects of the invention, the tranilast compound has the formula



or a pharmaceutically acceptable salt thereof.

[0155] In some embodiments of the third, fourth or fifth aspects of the invention, the eye disease may be selected from the group comprising diabetic retinopathy, corneal edema, anterior and posterior uveitis, pterygium, corneal diseases, dry eye, conjunctivitis, allergy- and laser-induced exudation, macular degeneration, macular edema, age-related macular degeneration and ocular von Hippel-Lindau disease.

[0156] In a further embodiment of the third, fourth or fifth aspects of the invention, the corneal disease is caused by infection from a microbe or microorganism. The microbe or microorganism may be selected from the group comprising bacteria, viruses, fungi, amoebas, and parasites.

[0157] Again, it is preferred the eye disease is diabetic retinopathy in the third, fourth or fifth aspects of the invention.

DETAILED DESCRIPTION OF THE INVENTION

[0158] In this specification a number of terms are used which are well known to a skilled addressee. Nevertheless for the purposes of clarity a number of terms will be defined.

[0159] As used herein, the term “unsubstituted” means that there is no substituent or that the only substituents are hydrogen.

[0160] The term “optionally substituted” as used throughout the specification denotes that the group may or may not be further substituted or fused (so as to form a condensed

polycyclic system), with one or more non-hydrogen substituent groups. In certain embodiments the substituent groups are one or more groups independently selected from the group consisting of halogen, =O, =S, —CN, —NO₂, —CF₃, —OCF₃, alkyl, alkenyl, alkynyl, haloalkyl, haloalkenyl, haloalkynyl, heteroalkyl, cycloalkyl, cycloalkenyl, heterocycloalkyl, heterocycloalkenyl, aryl, heteroaryl, cycloalkylalkyl, heterocycloalkylalkyl, heteroarylalkyl, arylalkyl, cycloalkylalkenyl, heterocycloalkylalkenyl, arylalkenyl, heteroarylalkenyl, cycloalkylheteroalkyl, heterocycloalkylheteroalkyl, arylheteroalkyl, heteroarylheteroalkyl, hydroxy, hydroxyalkyl, alkoxy, alkoxyalkyl, alkoxy-cycloalkyl, alkoxyheterocycloalkyl, alkoxyaryl, alkoxyheteroaryl, alkoxy-carbonyl, alkylaminocarbonyl, alkenyloxy, alkenyloxy, cycloalkyloxy, cycloalkenyloxy, heterocycloalkyloxy, heterocycloalkenyloxy, aryloxy, phenoxy, benzyloxy, heteroaryloxy, arylalkyloxy, arylalkyl, heteroarylalkyl, cycloalkylalkyl, heterocycloalkylalkyl, arylalkyloxy, amino, alkylamino, acylamino, aminoalkyl, arylamino, sulfonamino, sulfanyl, sulfonyl, alkylsulfonyl, arylsulfonyl, aminosulfonyl, sulfanyl, alkylsulfanyl, arylsulfanyl, aminosulfanyl, —COOH, —COR¹¹, —C(O)OR¹¹, CONHR¹¹, NHCOR¹¹, NHCOOR¹¹, NHCONHR¹¹, C(=NOH)R¹¹, —SH, —SR¹¹, —OR¹¹ and acyl, wherein R¹¹ is H, optionally substituted C₁-C₁₂alkyl, optionally substituted C₂-C₁₂alkenyl, optionally substituted C₂-C₁₂alkynyl, optionally substituted C₁-C₁₀ heteroalkyl, optionally substituted C₃-C₁₂ cycloalkyl, optionally substituted C₃-C₁₂ cycloalkenyl, optionally substituted C₁-C₁₂ heterocycloalkyl, optionally substituted C₁-C₁₂ heterocycloalkenyl, optionally substituted C₆-C₁₈ aryl, optionally substituted C₁-C₁₈ heteroaryl, and acyl.

[0161] “Alkyl” as a group or part of a group refers to a straight or branched aliphatic hydrocarbon group, preferably a C₁-C₁₄ alkyl, more preferably C₁-C₁₀ alkyl, most preferably C₁-C₆ unless otherwise noted. Examples of suitable straight and branched C₁-C₆ alkyl substituents include methyl, ethyl, n-propyl, 2-propyl, n-butyl, sec-butyl, t-butyl, hexyl, and the like. The group may be a terminal group or a bridging group.

[0162] “Alkylamino” includes both mono-alkylamino and dialkylamino, unless specified. “Mono-alkylamino” means a —NH-Alkyl group, in which alkyl is as defined above. “Dialkylamino” means a —N(alkyl)₂ group, in which each alkyl may be the same or different and are each as defined herein for alkyl. The alkyl group is preferably a C₁-C₆ alkyl group. The group may be a terminal group or a bridging group.

[0163] “Arylamino” includes both mono-arylamino and di-arylamino unless specified. Mono-arylamino means a group of formula arylNH—, in which aryl is as defined herein di-arylamino means a group of formula (aryl)₂N— where each aryl may be the same or different and are each as defined herein for aryl. The group may be a terminal group or a bridging group.

[0164] “Acyl” means an alkyl-CO— group in which the alkyl group is as described herein. Examples of acyl include acetyl and benzoyl. The alkyl group is preferably a C₁-C₆ alkyl group. The group may be a terminal group or a bridging group.

[0165] “Alkenyl” as a group or part of a group denotes an aliphatic hydrocarbon group containing at least one carbon-carbon double bond and which may be straight or branched preferably having 2-14 carbon atoms, more preferably 2-12

carbon atoms, most preferably 2-6 carbon atoms, in the normal chain. The group may contain a plurality of double bonds in the normal chain and the orientation about each is independently E or Z. Exemplary alkenyl groups include, but are not limited to, ethenyl, propenyl, butenyl, pentenyl, hexenyl, heptenyl, octenyl and nonenyl. The group may be a terminal group or a bridging group.

[0166] “Alkoxy” refers to an —O-alkyl group in which alkyl is defined herein. Preferably the alkoxy is a C₁-C₆ alkoxy. Examples include, but are not limited to, methoxy and ethoxy. The group may be a terminal group or a bridging group.

[0167] “Alkenyloxy” refers to an —O— alkenyl group in which alkenyl is as defined herein. Preferred alkenyloxy groups are C₁-C₆ alkenyloxy groups. The group may be a terminal group or a bridging group.

[0168] “Alkynyloxy” refers to an —O-alkynyl group in which alkynyl is as defined herein. Preferred alkynyloxy groups are C₁-C₆ alkynyloxy groups. The group may be a terminal group or a bridging group.

[0169] “Alkoxy-carbonyl” refers to an —C(O)—O-alkyl group in which alkyl is as defined herein. The alkyl group is preferably a C₁-C₆ alkyl group. Examples include, but not limited to, methoxycarbonyl and ethoxycarbonyl. The group may be a terminal group or a bridging group.

[0170] “Alkylsulfinyl” means a —S(O)-alkyl group in which alkyl is as defined above. The alkyl group is preferably a C₁-C₆ alkyl group. Exemplary alkylsulfinyl groups include, but not limited to, methylsulfinyl and ethylsulfinyl. The group may be a terminal group or a bridging group.

[0171] “Alkylsulfonyl” refers to a —S(O)₂-alkyl group in which alkyl is as defined above. The alkyl group is preferably a C₁-C₆ alkyl group. Examples include, but not limited to, methylsulfonyl and ethylsulfonyl. The group may be a terminal group or a bridging group.

[0172] “Alkynyl” as a group or part of a group means an aliphatic hydrocarbon group containing a carbon-carbon triple bond and which may be straight or branched preferably having from 2-14 carbon atoms, more preferably 2-12 carbon atoms, more preferably 2-6 carbon atoms in the normal chain. Exemplary structures include, but are not limited to, ethynyl and propynyl. The group may be a terminal group or a bridging group.

[0173] “Alkylaminocarbonyl” refers to an alkylamino-carbonyl group in which alkylamino is as defined above. The group may be a terminal group or a bridging group.

[0174] “Cycloalkyl” refers to a saturated or partially saturated, monocyclic or fused or Spiro polycyclic, carbocycle preferably containing from 3 to 9 carbons per ring, such as cyclopropyl, cyclobutyl, cyclopentyl, cyclohexyl and the like, unless otherwise specified. It includes monocyclic systems such as cyclopropyl and cyclohexyl, bicyclic systems such as decalin, and polycyclic systems such as adamantane. The group may be a terminal group or a bridging group.

[0175] “Cycloalkenyl” means a non-aromatic monocyclic or multicyclic ring system containing at least one carbon-carbon double bond and preferably having from 5-10 carbon atoms per ring. Exemplary monocyclic cycloalkenyl rings include cyclopentenyl, cyclohexenyl or cycloheptenyl. The cycloalkenyl group may be substituted by one or more substituent groups. The group may be a terminal group or a bridging group.

[0176] The above discussion of alkyl and cycloalkyl substituents also applies to the alkyl portions of other substituents, such as without limitation, alkoxy, alkyl amines, alkyl ketones, arylalkyl, heteroarylalkyl, alkylsulfonyl and alkyl ester substituents and the like.

[0177] “Cycloalkylalkyl” means a cycloalkyl-alkyl- group in which the cycloalkyl and alkyl moieties are as previously described. Exemplary monocycloalkylalkyl groups include cyclopropylmethyl, cyclopentylmethyl, cyclohexylmethyl and cycloheptylmethyl. The group may be a terminal group or a bridging group.

[0178] “Halogen” represents fluorine, chlorine, bromine or iodine.

[0179] “Heterocycloalkyl” refers to a saturated or partially saturated monocyclic, bicyclic, or polycyclic ring containing at least one heteroatom selected from nitrogen, sulfur, oxygen, preferably from 1 to 3 heteroatoms in at least one ring. Each ring is preferably from 3 to 10 membered, more preferably 4 to 7 membered. Examples of suitable heterocycloalkyl substituents include pyrrolidyl, tetrahydrofuryl, tetrahydrothiofuryl, piperidyl, piperazyl, tetrahydropyran-yl, morpholino, 1,3-diazapane, 1,4-diazapane, 1,4-oxazepane, and 1,4-oxathiapane. The group may be a terminal group or a bridging group.

[0180] “Heterocycloalkenyl” refers to a heterocycloalkyl as described above but containing at least one double bond. The group may be a terminal group or a bridging group.

[0181] “Heterocycloalkylalkyl” refers to a heterocycloalkyl-alkyl group in which the heterocycloalkyl and alkyl moieties are as previously described. Exemplary heterocycloalkylalkyl groups include (2-tetrahydrofuryl)methyl, (2-tetrahydrothiofuryl) methyl. The group may be a terminal group or a bridging group.

[0182] “Heteroalkyl” refers to a straight- or branched-chain alkyl group preferably having from 2 to 14 carbons, more preferably 2 to 10 carbons in the chain, one or more of which has been replaced by a heteroatom selected from S, O, P and N. Exemplary heteroalkyls include alkyl ethers, secondary and tertiary alkyl amines, amides, alkyl sulfides, and the like. The group may be a terminal group or a bridging group. As used herein reference to the normal chain when used in the context of a bridging group refers to the direct chain of atoms linking the two terminal positions of the bridging group.

[0183] “Aryl” as a group or part of a group denotes (i) an optionally substituted monocyclic, or fused polycyclic, aromatic carbocycle (ring structure having ring atoms that are all carbon) preferably having from 5 to 12 atoms per ring. Examples of aryl groups include phenyl, naphthyl, and the like; (ii) an optionally substituted partially saturated bicyclic aromatic carbocyclic moiety in which a phenyl and a C₅₋₇ cycloalkyl or C₅₋₇ cycloalkenyl group are fused together to form a cyclic structure, such as tetrahydronaphthyl, indenyl or indanyl. The group may be a terminal group or a bridging group.

[0184] “Arylalkenyl” means an aryl-alkenyl- group in which the aryl and alkenyl are as previously described. Exemplary arylalkenyl groups include phenylallyl. The group may be a terminal group or a bridging group.

[0185] “Arylalkyl” means an aryl-alkyl- group in which the aryl and alkyl moieties are as previously described. Preferred arylalkyl groups contain a C₁₋₅ alkyl moiety.

Exemplary arylalkyl groups include benzyl, phenethyl and naphthalenemethyl. The group may be a terminal group or a bridging group.

[0186] “Heteroaryl” either alone or part of a group refers to groups containing an aromatic ring (preferably a 5 or 6 membered aromatic ring) having one or more heteroatoms as ring atoms in the aromatic ring with the remainder of the ring atoms being carbon atoms. Suitable heteroatoms include nitrogen, oxygen and sulphur. Examples of heteroaryl include thiophene, benzothiophene, benzofuran, benzimidazole, benzoxazole, benzothiazole, benzisothiazole, naphtho[2,3-b]thiophene, furan, isoindolizine, xantholene, phenoxatine, pyrrole, imidazole, pyrazole, pyridine, pyrazine, pyrimidine, pyridazine, indole, isoindole, 1H-indazole, purine, quinoline, isoquinoline, phthalazine, naphthyridine, quinoxaline, cinnoline, carbazole, phenanthridine, acridine, phenazine, thiazole, isothiazole, phenothiazine, oxazole, isooxazole, furazane, phenoxazine, 2-, 3- or 4-pyridyl, 2-, 3-, 4-, 5-, or 8-quinolyl, 1-, 3-, 4-, or 5-isoquinolinyl 1-, 2-, or 3-indolyl, and 2-, or 3-thienyl. The group may be a terminal group or a bridging group.

[0187] “Heteroarylalkyl” means a heteroaryl-alkyl group in which the heteroaryl and alkyl moieties are as previously described. Preferred heteroarylalkyl groups contain a lower alkyl moiety. Exemplary heteroarylalkyl groups include pyridylmethyl. The group may be a terminal group or a bridging group.

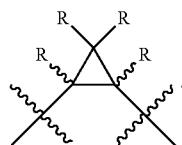
[0188] “Lower alkyl” as a group means unless otherwise specified, an aliphatic hydrocarbon group which may be straight or branched having 1 to 6 carbon atoms in the chain, more preferably 1 to 4 carbons such as methyl, ethyl, propyl (n-propyl or isopropyl) or butyl (n-butyl, isobutyl or tertiary-butyl). The group may be a terminal group or a bridging group.

[0189] The compounds may be prepared by any suitable method known to one of ordinary skill in the art. For instance, suitable methods of preparation of the compounds of formulae 1 to 20 above are disclosed in WO 2008/003141 (formulae 1 to 7), WO 2009/079692 (formulae 8 to 10), WO 2010/144959 (formulae 11 to 16), and WO 2011/047432 (formulae 17 to 20).

[0190] It is understood that included in the family of compounds of Formulae 1 to 20 are isomeric forms including diastereoisomers, enantiomers, tautomers, and geometrical isomers in “E” or “Z” configurational isomer or a mixture of E and Z isomers. It is also understood that some isomeric forms such as diastereomers, enantiomers, and geometrical isomers can be separated by physical and/or chemical methods and by those skilled in the art.

[0191] Some of the compounds as used in the disclosed embodiments may exist as single stereoisomers, racemates, and/or mixtures of enantiomers and/or diastereomers. All such single stereoisomers, racemates and mixtures thereof, are intended to be within the scope of the subject matter described and claimed.

[0192] Some of the compounds as used in the disclosed embodiments are substituted cyclopropanes having the general formula



The structure shown is intended to include isomeric forms of the cyclopropanes including diastereoisomers and enantiomers.

[0193] Additionally, Formulae 1 to 20 are intended to cover, where applicable, solvated as well as unsolvated forms of the compounds. Thus, each formula includes compounds having the indicated structure, including the hydrated as well as the non-hydrated forms.

[0194] In addition to compounds of Formulae 1 to 20, the compounds of the various embodiments include pharmaceutically acceptable salts, prodrugs, N-oxides and active metabolites of such compounds, and pharmaceutically acceptable salts of such metabolites.

[0195] The term “pharmaceutically acceptable salts” refers to salts that retain the desired biological activity of the above-identified compounds, and include pharmaceutically acceptable acid addition salts and base addition salts. Suitable pharmaceutically acceptable acid addition salts of compounds of Formulae 1 to 20 may be prepared from an inorganic acid or from an organic acid. Examples of such inorganic acids are hydrochloric, sulfuric, and phosphoric acid. Appropriate organic acids may be selected from aliphatic, cycloaliphatic, aromatic, heterocyclic carboxylic and sulfonic classes of organic acids, examples of which are formic, acetic, propionic, succinic, glycolic, gluconic, lactic, malic, tartaric, citric, fumaric, maleic, alkyl sulfonic, aryl-sulfonic. Suitable pharmaceutically acceptable base addition salts of compounds of Formulae 1 to 20 include metallic salts made from lithium, sodium, potassium, magnesium, calcium, aluminium, and zinc, and organic salts made from organic bases such as choline, diethanolamine, morpholine. Other examples of organic salts are: ammonium salts, quaternary salts such as tetramethylammonium salt; amino acid addition salts such as salts with glycine and arginine. Additional information on pharmaceutically acceptable salts can be found in Remington’s Pharmaceutical Sciences, 19th Edition, Mack Publishing Co., Easton, Pa. 1995. In the case of agents that are solids, it is understood by those skilled in the art that the inventive compounds, agents and salts may exist in different crystalline or polymorphic forms, all of which are intended to be within the scope of the present invention and specified formulae.

[0196] “Prodrug” means a compound which is convertible in vivo by metabolic means (e.g. by hydrolysis, reduction or oxidation) to a compound of Formulae 1 to 20. For example an ester prodrug of a compound of Formulae 1 to 20 containing a hydroxyl group may be convertible by hydrolysis in vivo to the parent molecule. Suitable esters of compounds of Formulae 1 to 20 containing a hydroxyl group, are for example acetates, citrates, lactates, tartrates, malonates, oxalates, salicylates, propionates, succinates, fumarates, maleates, methylene-bis-β-hydroxynaphthoates, gestisates, isethionates, di-p-toluoyltartrates, methanesulphonates, ethanesulphonates, benzenesulphonates, p-toluenesulphonates, cyclohexylsulphamates and quinates. As another example an ester prodrug of a compound of Formulae 1 to 20 containing a carboxy group may be convertible by hydrolysis in vivo to the parent molecule. (Examples of ester prodrugs are those described by F. J. Leinweber, Drug Metab. Res., 18:379, 1987).

[0197] The terms “treating”, “treat”, or “treatment” refer generally to amelioration or elimination of a named condition once the condition has been established. The term “prophylaxis” refers generally to treatment to prevent the

onset of a named condition or of a process that can lead to the condition (“primary” prophylaxis), or the recurrence of symptoms of a condition.

[0198] The term “subject” refers generally to any warm blooded animal such as, but not limited to, a mouse, guinea pig, dog, horse, or human. In an embodiment, the subject is human.

[0199] The term “therapeutically effective amount” or “effective amount” is an amount sufficient to effect beneficial or desired clinical results. An effective amount can be administered in one or more administrations. An effective amount is typically sufficient to palliate, ameliorate, stabilize, reverse, slow or delay the progression of the disease state.

[0200] The term “pharmaceutically acceptable” refers generally to a substance or composition that is compatible chemically and/or toxicologically with the other ingredients including a formulation, and/or the subject being treated.

[0201] The compounds as utilised in the above five aspects of the present invention refers generally to compounds, prodrugs thereof, pharmaceutically acceptable salts of the compounds and/or prodrugs, and hydrates or solvates of the compounds, salts, and/or prodrugs, as well as all stereoisomers (including diastereoisomers and enantiomers), tautomers and isotopically labelled compounds. The compounds of the present invention may exist in unsolvated as well as solvated forms with pharmaceutically acceptable solvents such as water, ethanol, and the like, and it is intended that the invention embrace both solvated and unsolvated forms.

[0202] The term “derivative thereof” when used in reference to compounds of the present invention refers generally to prodrugs, pharmaceutically acceptable salts of the compounds and/or prodrugs, and hydrates or solvates of the compounds, salts, and/or prodrugs.

[0203] Administration of compounds of Formulae 1 to 20 or any composition(s) comprising same to subjects can be by any of the accepted modes for enteral administration such as oral or rectal, or by parenteral administration such as subcutaneous, intramuscular, intravenous and intradermal routes. Injection can be bolus or via constant or intermittent infusion. The active compound is typically included in a pharmaceutically acceptable carrier, excipient and/or diluent and in an amount sufficient to deliver to the patient a therapeutically effective dose.

[0204] In using the compounds they can be administered in any form or mode which makes the compound bioavailable. One skilled in the art of preparing formulations can readily select the proper form and mode of administration depending upon the particular characteristics of the compound selected, the condition to be treated, the stage of the condition to be treated and other relevant circumstances. See *Remingtons Pharmaceutical Sciences*, 19th edition, Mack Publishing Co. (1995) for further information.

[0205] The compounds can be administered alone or in the form of a pharmaceutical composition in combination with a pharmaceutically acceptable carrier, diluent, adjuvant and/or excipient. The compounds may be administered as the compounds themselves or in the form of their pharmaceutically acceptable salts or derivatives.

[0206] The compounds are, however, typically used in the form of pharmaceutical compositions which are formulated depending on the desired mode of administration. Suitable compositions for use in accordance with the methods of the present invention may be prepared according to methods and

procedures that are known to those of ordinary skill in the art and accordingly may include a pharmaceutically acceptable carrier, excipient, diluent and/or adjuvant. As such in a further embodiment the present invention provides a pharmaceutical composition including a compound of Formulae 1 to 20 and a pharmaceutically acceptable carrier, diluent, adjuvant or excipient.

[0207] The invention in other embodiments provides a pharmaceutical pack or kit comprising one or more containers filled with one or more of the ingredients of the pharmaceutical compositions of the invention. In such a pack or kit can be found a container having a unit dosage of the agent(s). The kits can include a composition comprising an effective agent either as concentrates (including lyophilized compositions), which can be diluted further prior to use or they can be provided at the concentration of use, where the vials may include one or more dosages. Conveniently, in the kits, single dosages can be provided in sterile vials so that the physician can employ the vials directly, where the vials will have the desired amount and concentration of agent(s). Associated with such container(s) can be various written materials such as instructions for use, or a notice in the form prescribed by a governmental agency regulating the manufacture, use or sale of pharmaceuticals or biological products, which notice reflects approval by the agency of manufacture, use or sale for human administration.

[0208] The compounds may be used or administered in combination with one or more additional drug(s) for the treatment of the disorder/diseases mentioned. The components can be administered in the same formulation or in separate formulations or compositions. If administered in separate formulations or compositions, the compounds of the invention or the formulations or compositions comprising same may be administered sequentially or simultaneously with the other drug(s).

[0209] In addition to being able to be administered in combination with one or more additional drugs, the compounds may be used in a combination therapy. When this is done the compounds are typically administered in combination with each other. Thus one or more of the compounds of the invention may be administered either simultaneously (as a combined preparation) or sequentially in order to achieve a desired effect. This is especially desirable where the therapeutic profile of each compound is different such that the combined effect of the two drugs provides an improved therapeutic result. Administration may be systemic, regional or local.

[0210] Pharmaceutical compositions of the invention may be administered by standard routes. In general, the compositions may be administered by the parenteral (e.g., intravenous, intraspinal, subcutaneous or intramuscular), oral or topical route. The particular route of administration to be used in any given circumstance will depend on a number of factors, including the nature of the condition to be treated, the severity and extent of the condition, the required dosage of the particular compound to be delivered and the potential side-effects of the compound.

[0211] Pharmaceutical compositions of this invention for parenteral injection comprise pharmaceutically acceptable sterile aqueous or nonaqueous solutions, dispersions, suspensions or emulsions as well as sterile powders for reconstitution into sterile injectable solutions or dispersions just prior to use. Examples of suitable aqueous and nonaqueous carriers, diluents, solvents or vehicles include water, etha-

nol, polyols (such as glycerol, propylene glycol, polyethylene glycol, and the like), and suitable mixtures thereof, vegetable oils (such as olive oil), and injectable organic esters such as ethyl oleate. Proper fluidity can be maintained, for example, by the use of coating materials such as lecithin, by the maintenance of the required particle size in the case of dispersions, and by the use of surfactants.

[0212] Examples of pharmaceutically acceptable carriers or diluents are demineralised or distilled water; saline solution; vegetable based, oils such as peanut oil, safflower oil, olive oil, cottonseed oil, maize oil, sesame oil, *arachis* oil or coconut oil; silicone oils, including polysiloxanes, such as methyl polysiloxane, phenyl polysiloxane and methylphenyl polysiloxane; volatile silicones; mineral oils such as liquid paraffin, soft paraffin or squalane; cellulose derivatives such as methyl cellulose, ethyl cellulose, carboxymethylcellulose, sodium carboxymethylcellulose or hydroxypropylmethylcellulose; lower alkanols, for example ethanol or isopropanol; lower alkanols; lower polyalkylene glycols or lower alkylene glycols, for example polyethylene glycol, polypropylene glycol, ethylene glycol, propylene glycol, 1,3-butylene glycol or glycerin; fatty acid esters such as isopropyl palmitate, isopropyl myristate or ethyl oleate; polyvinylpyrrolidone; agar; carrageenan; gum tragacanth or gum acacia, and petroleum jelly. Typically, the carrier or carriers will form from 10% to 99.9% by weight of the compositions.

[0213] These compositions may also contain one or more adjuvants such as preservatives, wetting agents, emulsifying agents, and dispersing agents. Prevention of the action of micro-organisms may be ensured by the inclusion of various antibacterial and antifungal agents, for example, paraben, chlorobutanol, phenol sorbic acid, and the like. It may also be desirable to include isotonic agents such as sugars, sodium chloride, and the like. Prolonged absorption of the injectable pharmaceutical form may be brought about by the inclusion of agents that delay absorption such as aluminium monostearate and gelatin.

[0214] The compositions of the invention may be in a form suitable for administration by injection, in the form of a formulation suitable for oral ingestion (such as capsules, tablets, caplets, elixirs, for example), in the form of an ointment, cream or lotion suitable for topical administration, in a form suitable for delivery as an eye drop, in an aerosol form suitable for administration by inhalation, such as by intranasal inhalation or oral inhalation, in a form suitable for parenteral administration, that is, subcutaneous, intramuscular or intravenous injection.

[0215] For administration as an injectable solution or suspension, non-toxic parenterally acceptable diluents or carriers can include, Ringer's solution, isotonic saline, phosphate buffered saline, ethanol and 1,2 propylene glycol. The injectable solution or suspension can be sterilised, for example, by filtration through a bacterial-retaining filter, or by incorporating sterilising agents in the form of sterile solid compositions that can be dissolved or dispersed in sterile water or other sterile injectable medium just prior to use.

[0216] Solid dosage forms for oral administration include capsules, tablets, pills, powders, and granules. In such solid dosage forms, the active compound is mixed with at least one inert, pharmaceutically acceptable excipient or carrier such as sodium citrate or dicalcium phosphate and/or a) fillers or extenders such as starches, lactose, dextrose, sucrose, glucose, sorbitol, mannitol, and silicic acid, b)

binders as acceptable in human and veterinary pharmaceutical practice such as, for example, carboxymethylcellulose, alginates (e.g. sodium alginate), gelatin, polyvinylpyrrolidone, corn starch, sucrose, and acacia, c) humectants such as glycerol, d) disintegrating agents such as agar, agar-agar, calcium carbonate, potato or tapioca starch, alginic acid, certain silicates, sodium carbonate, corn starch, methylcellulose, polyvinylpyrrolidone, guar gum, xanthan gum and bentonite, e) solution retarding agents such as paraffin, f) absorption accelerators such as quaternary ammonium compounds, g) wetting agents such as, for example, cetyl alcohol and glycerol monostearate, h) absorbents such as kaolin and bentonite clay, and/or i) lubricants such as talc, calcium stearate, magnesium stearate, solid polyethylene glycols, sodium lauryl sulfate, stearic acid, sodium oleate, sodium chloride and mixtures thereof. In the case of capsules, tablets and pills, the dosage form may also comprise buffering agents.

[0217] Solid compositions of a similar type may also be employed as fillers in soft and hard-filled gelatin capsules using such excipients as lactose or milk sugar as well as high molecular weight polyethylene glycols and the like.

[0218] The solid dosage forms of tablets, dragees, capsules, pills, and granules can be prepared with coatings and shells such as enteric coatings and other coatings well known in the pharmaceutical formulating art. They may optionally contain opacifying agents and can also be of a composition that they release the active ingredient(s) only, or preferentially, in a certain part of the intestinal tract, optionally, in a delayed manner. Examples of embedding compositions which can be used include polymeric substances and waxes.

[0219] The active compounds can also be in microencapsulated form, if appropriate, with one or more of the above-mentioned excipients.

[0220] Liquid dosage forms for oral administration include pharmaceutically acceptable emulsions, solutions, suspensions, syrups and elixirs. In addition to the active compounds, the liquid dosage forms may contain inert diluents commonly used in the art such as, for example, water or other solvents, solubilizing agents and emulsifiers such as ethyl alcohol, isopropyl alcohol, ethyl carbonate, ethyl acetate, benzyl alcohol, benzyl benzoate, propylene glycol, 1,3-butylene glycol, dimethyl formamide, oils (in particular, cottonseed, groundnut, corn, germ, olive, castor, sunflower, safflower, *arachis*, coconut and sesame oils), glycerol, tetrahydrofurfuryl alcohol, polyethylene glycols, triglycerides, fatty acid esters of sorbitan, lactose, sorbitol, mannitol, dextrose, kaolin, cellulose, calcium carbonate, calcium silicate and/or dicalcium phosphate and mixtures thereof.

[0221] Besides inert diluents, the oral compositions can also include adjuvants such as wetting agents, osmotic agents, comfort enhancing agents, emulsifying and suspending agents, sweeteners, thickening agents, preservatives, bactericides and/or bacteristatics, buffering agents, time delay agents, flavouring and perfuming agents. Suitable sweeteners include sucrose, lactose, glucose, aspartame or saccharine. Suitable flavouring agents include peppermint oil, oil of wintergreen, cherry, orange or raspberry flavouring. Suitable time delay agents include glyceryl monostearate or glyceryl distearate. Suitable wetting agents could be selected from the group comprising cellulose derivatives such as hydroxypropyl methyl cellulose, carboxymethyl

cellulose, methyl cellulose, hydroxyethyl cellulose, dextran, gelatin, polyols, liquid such as glycerin, polyethylene glycol, polyethylene glycol, polysorbate, propylene glycol, polyvinyl alcohol, povidone (polyvinyl pyrrolidone) and copolymers such as EO/PO block copolymers. Suitable bactericides and/or bacteristatics include cationic antibacterial agents that bind with high affinity to negatively charged cell membranes of bacteria by displacing divalent cations in the membranes and causing the loss of essential cellular components (Gilbert and Moore 2005). Accordingly, cationic substances such as biguanides (i.e. salts of alexidine, alexidine free base, salt of chlorhexidine, hexamethylene biguanides, and polymeric biguanides such as polyhexamethylene biguanide [PHMB]), quaternary ammonium compounds (i.e. polyquaternium-1 [POLYQUAD], chemical registry number 75345-27-6; and cetylpyridinium chloride [CPC]), and myristamidopropyl dimethylamine [ALDOX]), povidone-iodine, hydrogen peroxide, benzyl alcohol, indolicidins, ethoxylated alkyl glucoside, and non-amine polyethylenoxide are contemplated herein as non-limiting examples of cationic antibacterials. Similarly, dimethyldiallammonium chloride homopolymer and strongly basic anionic exchange ammonium resins are also contemplated herein as non-limiting examples of antimicrobial agents.

[0222] For topical applications in the eye, ionic dissociating compounds as surfactants are contemplated such as lauroylethylenediaminetriacetate, polyethylene glycol fatty acid ester, an alkanolamide, an amide oxide, an ethoxylated alcohol and ethoxylated acid.

[0223] Suspensions, in addition to the active compounds, may contain suspending agents as, for example, ethoxylated isostearyl alcohols, polyoxyethylene sorbitol and sorbitan esters, microcrystalline cellulose, aluminium metahydroxide, bentonite, agar-agar, and tragacanth, and mixtures thereof.

[0224] Suspensions may also include dispersing agents such as lecithin, polyoxyethylene esters of fatty acids such as stearic acid, polyoxyethylene sorbitol mono- or di-oleate, -stearate or -laurate, polyoxyethylene sorbitan mono- or di-oleate, -stearate or -laurate and the like.

[0225] The topical compositions of the present invention, comprise an active ingredient together with one or more acceptable carriers, and optionally any other therapeutic ingredients. Compositions suitable for topical administration include liquid or semi-liquid preparations suitable for penetration through the skin to the site of where treatment is required, such as liniments, lotions, creams, powders, patches, sprays, inhalers, ointments or pastes, and drops suitable for administration to the eye, ear or nose. The active ingredient is mixed under sterile conditions with a pharmaceutically acceptable carrier and any needed preservatives, buffers, or propellants which may be required.

[0226] Drops according to the present invention may comprise sterile aqueous or oily solutions or suspensions. These may be prepared by dissolving the active ingredient in an aqueous solution of a bactericidal and/or fungicidal agent and/or any other suitable preservative, and optionally including a surface active agent. The resulting solution may then be clarified by filtration, transferred to a suitable container and sterilised. Sterilisation may be achieved by: autoclaving or maintaining at 90° C.-100° C. for half an hour, or by filtration, followed by transfer to a container by an aseptic technique. Examples of bactericidal and fungicidal agents suitable for inclusion in the drops are phenyl-

mercuric nitrate or acetate (0.002%), benzalkonium chloride (0.01%) and chlorhexidine acetate (0.01%). Suitable solvents for the preparation of an oily solution include glycerol, diluted alcohol and propylene glycol.

[0227] Lotions according to the present invention include those suitable for application to the skin or eye. An eye lotion may comprise a sterile aqueous solution optionally containing a bactericide and may be prepared by methods similar to those described above in relation to the preparation of drops. Lotions or liniments for application to the skin may also include an agent to hasten drying and to cool the skin, such as an alcohol or acetone, and/or a moisturiser such as glycerol, or oil such as castor oil or *arachis* oil.

[0228] Creams, ointments or pastes according to the present invention are semi-solid formulations of the active ingredient for external application. They may be made by mixing the active ingredient in finely-divided or powdered form, alone or in solution or suspension in an aqueous or non-aqueous fluid, with a greasy or non-greasy basis. The basis may comprise hydrocarbons such as hard, soft or liquid paraffin, glycerol, beeswax, a metallic soap; a mucilage; an oil of natural origin such as almond, corn, *arachis*, castor or olive oil; wool fat or its derivatives, or a fatty acid such as stearic or oleic acid together with an alcohol such as propylene glycol or macrogols.

[0229] The composition may incorporate any suitable surfactant such as an anionic, cationic or non-ionic surfactant such as sorbitan esters or polyoxyethylene derivatives thereof. Suspending agents, such as natural gums, cellulose derivatives or inorganic materials such as siliceous silicas, and other ingredients such as lanolin, may also be included.

[0230] Compositions for rectal or vaginal administration are preferably suppositories which can be prepared by mixing the compounds with suitable non-irritating excipients or carriers such as cocoa butter, polyethylene glycol or a suppository wax which are solid at room temperature but liquid at body temperature and therefore melt in the rectum or vaginal cavity and release the active compound.

[0231] The amount of compound administered will preferably treat and reduce or alleviate the condition. A therapeutically effective amount can be readily determined by an attending diagnostician by the use of conventional techniques and by observing results obtained under analogous circumstances. In determining the therapeutically effective amount a number of factors are to be considered including but not limited to, the species of animal, its size, age and general health, the specific condition involved, the severity of the condition, the response of the patient to treatment, the particular compound administered, the mode of administration, the bioavailability of the preparation administered, the dose regime selected, the use of other medications and other relevant circumstances.

[0232] One skilled in the art would be able, by routine experimentation, to determine an effective, non-toxic amount of the compound which would be required to treat applicable diseases and conditions. Generally, a typical and effective dosage is expected to be in the range of about 0.01 to about 1000 mg per kilogram of body weight per day, typically of about 0.1 to about 100 mg per kilogram of body weight per day, even more typically of about 1 to about 10 mg per kilogram of body weight per day, and further of about 5 mg per kilogram of body weight per day. Small doses (0.01-1 mg/kg per day) may be administered initially, followed by increasing doses up to about 1000 mg/kg per

day. In the event that the response in a subject is insufficient at such doses, even higher doses (or effective higher doses by a different, more localised delivery route) may be employed to the extent patient tolerance permits. A more preferred dosage will be in the range from 0.1 to 300 mg per kilogram of body weight per day, more preferably from 0.1 to 100 mg per kilogram of body weight per day. A suitable dose can be administered in multiple sub-doses per day.

[0233] Typically, in therapeutic applications, the treatment would be for the duration of the disease state.

[0234] Further, it will be apparent to one of ordinary skill in the art that the optimal quantity and spacing of individual dosages such as the number of doses of the composition given per day for a defined number of days will be determined by the nature and extent of the disease state being treated, the form, route and site of administration, and the nature of the particular individual being treated. Also, such optimum conditions can be determined by conventional techniques.

[0235] If desired, and for more effective distribution, the compounds can be incorporated into slow release or targeted delivery systems such as polymer matrices, liposomes, and microspheres.

[0236] Liposomes are generally derived from phospholipids or other lipid substances, and are formed by mono- or multi-lamellar hydrated liquid crystals that are dispersed in an aqueous medium. Any non-toxic, physiologically acceptable and metabolisable lipid capable of forming liposomes can be used. The compositions in liposome form may contain stabilisers, preservatives, excipients and the like. The preferred lipids are the phospholipids and the phosphatidyl cholines (lecithins), both natural and synthetic. Methods to form liposomes are known in the art, and in relation to this specific reference is made to: Prescott, Ed., *Methods in Cell Biology*, Volume XIV, Academic Press, New York, N.Y. (1976), p. 33 et seq., the contents of which is incorporated herein by reference.

[0237] The compositions may be conjugated to an array of polyethylene glycol (PEG) derivatives. The addition of PEG to proteins (PEGylation) is a well established method for decreasing the plasma clearance rates of proteins, thereby increasing their efficacy (Nucci et al., 1991, *Adv. Drug Del. Rev.* 6:133). Additional benefits of PEGylation may include, greater stability of proteins, decreased immunogenicity, enhanced solubility and decreased susceptibility to proteolysis (Sheffield W. 2001, *Curr Drug Targets Cardiovasc Haematol Disord.* 1:1-22). PEG molecules contain the basic repeating structure of $-(OCH_2CH_2)_n-OH$ and are classified into groups according to their molecular weight. PEG derivatives are conjugated to proteins to increase their hydrodynamic radius and in general, their increase in half-life is directly related to the size of the PEG chain attached (Sheffield W. 2001, *Curr Drug Targets Cardiovasc Haematol Disord.* 1:1-22).

[0238] The compositions may also be administered in the form of microparticles. Biodegradable microparticles formed from polylactide (PLA), polylactide-co-glycolide (PLGA), and epsilon-caprolactone (ϵ -caprolactone) have been extensively used as drug carriers to increase plasma half life and thereby prolong efficacy (R. Kumar, M., 2000, *J Pharm Pharmaceut Sci.* 3(2) 234-258). Microparticles have been formulated for the delivery of a range of drug candidates including vaccines, antibiotics, and DNA. Moreover, these formulations have been developed for various

delivery routes including parenteral subcutaneous injection, intravenous injection and inhalation.

[0239] The compositions may incorporate a controlled release matrix that is composed of sucrose acetate isobutyrate (SAIB) and organic solvent or organic solvents mixture. Polymer additives may be added to the vehicle as a release modifier to further increase the viscosity and slow down the release rate. SAIB is a well known food additive. It is a very hydrophobic, fully esterified sucrose derivative, at a nominal ratio of six isobutyrate to two acetate groups. As a mixed ester, SAIB does not crystallize but exists as a clear viscous liquid. Mixing SAIB with a pharmaceutically accepted organic solvent such as ethanol or benzyl alcohol decreases the viscosity of the mixture sufficiently to allow for injection. An active pharmaceutical ingredient may be added to the SAIB delivery vehicle to form SAIB solution or suspension formulations. When the formulation is injected subcutaneously, the solvent diffuses from the matrix allowing the SAIB-drug or SAIB-drug-polymer mixtures to set up as an in situ forming depot.

BRIEF DESCRIPTION OF THE FIGURES

[0240] FIG. 1 is a graph depicting the number of leukocytes in the retina of control rats, diabetic rats and diabetic rats treated with FT011 from the short term study. Data were expressed mean \pm SEM. *P<0.05 versus control and #P<0.05 versus diabetes.

[0241] FIG. 2 illustrates representative photomicrographs of rhodamine-coupled Concanavalin A stained for endothelium and adherent leukocytes from retina of control rats (A), diabetic rats (B) and diabetic rats treated with FT011 (C).

[0242] FIG. 3 is a graph showing changes in retinal ICAM-1 mRNA levels in control rats, diabetic rats and diabetic rats treated with FT011. Data were expressed mean \pm SEM. *P<0.05 versus control and *P<0.05 versus diabetes.

[0243] FIG. 4 is a graph illustrating the number of acellular capillaries in PAS stained retinal sections from control rats, diabetic rats and diabetic rats treated with 100 mg/kg/day FT011 from a long term study. Acellular capillaries were expressed as number of acellular capillaries per field. Data were expressed mean \pm SEM. *P<0.05 versus control and #P<0.05 versus diabetes.

[0244] FIG. 5 illustrates representative photomicrographs of acellular capillaries from PAS stained retina of control rats (A), diabetic rats (B) and diabetic rats treated with 100 mg/kg/day FT011 (C).

[0245] FIG. 6 is a graph depicting the number of leukocytes in the retina of control rats, diabetic rats and diabetic rats treated with FT061. Data were expressed mean \pm SEM. *P<0.05 versus control and #P<0.05 versus untreated diabetes.

[0246] FIG. 7 illustrates representative photomicrographs of rhodamine-coupled Concanavalin A stained for endothelium and adherent leukocytes from retina of control rats (A), diabetic rats (B) and diabetic rats treated with FT061 (C).

[0247] FIG. 8 is a graph showing changes in retinal ICAM-1 mRNA levels in control rats, diabetic rats and diabetic rats treated with FT061. Data were expressed mean \pm SEM. *P<0.05 versus control and *P<0.05 versus untreated diabetes.

[0248] FIG. 9 is a graph illustrating changes in retinal VEGF mRNA levels in control rats, diabetic rats and dia-

betic rats treated with FT061. Data were expressed mean \pm SEM. #P<0.05 versus control.

[0249] Embodiments of the invention will now be discussed in more detail with reference to the following examples and figures which are provided for exemplification only and which should not be considered limiting on the scope of the invention in any way.

EXAMPLES

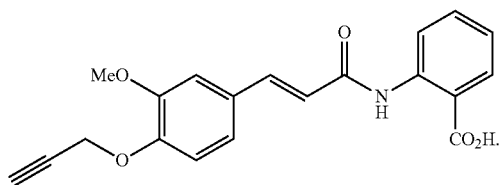
Animals

[0250] The animal studies were conducted with the approval from the Animal Welfare and Ethics Committee (St Vincent's Hospital and the National Health and Medical Research Foundation of Australia). All rats received normal rat chow (Certified Rodent Diet #5002, LabDiet, USA) and drinking water ad libitum. All animals were housed in a stable environment maintained at 22 \pm 1° C. with a 12-hour light/dark cycle commencing at 6 am.

Example 1

Test Compound (FT011)

[0251] (E)-2-[[3-(3-Methoxy-4-propargyloxy)phenyl]-1-oxo-2-propenyl]amino]benzoic acid (FT011) has the structure:



Diabetic Retinopathy Rats

[0252] Ninety, six-week old female, heterozygous (mRen-2)27 rats (St. Vincent's Hospital Animal House, Melbourne, Australia) were assigned to receive either 55 mg/kg of streptozotocin (STZ) (Sigma, St. Louis, USA) diluted in 0.1 M citrate buffer, pH 4.5 or citrate buffer alone (non-diabetic control) by tail vein injection following an overnight fast. In short term study, rats were randomly assigned to receive (n=10/group) treatment with either FT011 (100 mg/kg bid gavage) or vehicle for 8 weeks. Non-diabetic animals (n=10) served as controls.

[0253] In the long term study, at 16 weeks of STZ diabetes rats were randomly assigned to either treatment (n=15/group) with, FT011 (50 mg/kg/day BID), FT011 (100 mg/kg

BID) or no treatment for a further 16 weeks. Non-diabetic animals (n=15) served as controls. Each week, rats were weighed and their blood glucose levels were measured (Accu-check Advantage II Blood Glucose Monitor, Roche Diagnostics, USA) and only STZ-treated animals with blood glucose >15 mmol/L were considered diabetic. Every 4 weeks, SBP was determined in preheated conscious rats via tail-cuff plethysmography using a non-invasive blood pressure (NIBP) controller and Powerlab (AD instruments, NSW, Australia). Haemoglobin A1c (HbA1c) was measured by HPLC at the end of the study in the Department of Pathology, St Vincent's Hospital. Diabetic rats received a daily injection of insulin (2-4 units intraperitoneally; Humulin NPH, Eli Lilly and Co., Indianapolis, Ind.) to reduce mortality and to promote weight gain.

Leukostasis (Short Term Study)

[0254] At the end of the short term 8 week study, rats were anaesthetized with Lethobaib (60 mg/kg) and the chest cavity was opened. Animals were perfused via the left ventricle with 0.1M phosphate buffered saline (PBS) to remove non-adherent blood cells. The rats were then perfused with rhodamine-coupled Concanavalin A (25 mg/kg, Vector Laboratories) to stain endothelium and adherent leukocytes. Eyes were enucleated and fixed with 4% paraformaldehyde in 0.1M PBS for 30 minutes. Retinae were dissected and flat mounted on microscope slides then visualised on an epi-fluorescent microscope. The total number of leukocytes was counted per retina. The investigator was masked to the group.

Real Time PCR (Short Term Study)

[0255] At the end of the short term 8 week study, rats were anaesthetized with lethobarb (60 mg/kg), eyes were enucleated and retinae dissected and placed in RNAlater (#R0901, Sigma-Aldrich). Total RNA was extracted with an RNeasy Mini Kit (#74104, Qiagen) according to manufacturers' instructions. RNA concentration was determined on a Nanodrop 3.1.2, after which 1 μ g of RNA was DNase treated (DNA-free kit, Ambion) and reverse transcribed (First Strand cDNA Synthesis Kit for RT-PCR, Roche). Primers, probes (See Table) and cDNA were mixed with Taqman Universal Master Mix (#4304437, Applied Biosystems) and real-time PCR was conducted using an ABI 7900 HT Sequence Detection System (Applied Biosystems). mRNA was normalised to 18S rRNA endogenous control and the relative fold difference in expression calculated using the 2^{- $\Delta\Delta$ CT} method.

Primer and Probe for ICAM-1

[0256]

Gene	Species	Accession number	Primers and Taqman probe (MGB, FAM label)
ICAM1	rat	NM_012967	Forward Primer: AGTGCTGTACCATGATCAGAATACCT Probe: TGA TCATTGCGGGCT Reverse Primer: TAAATGGACGCCACGATCAC
18S	eukaryote	X03205.1	Applied Biosystems gene expression assay-endogenous control-VIC label

Trypsin Digest (Long Term Study 32 Weeks)

[0257] At the end of long term 32 week study, rats were anaesthetised with Lethobarb (60 mg/kg), and then eyes were enucleated and fixed in 2% Carsons Fixative overnight. Retinae were dissected and washed in 0.2M Tris Buffer (pH 8.0) followed by digestion in 1% Trypsin (#T4799, Sigma-Aldrich) in 0.2M Tris buffer at 37° C. for one hour. Retinae were then incubated in 1% Triton X in 0.2M Tris buffer for approximately one hour. Subsequently, retinae were flat mounted on a microscope slide and dried overnight. Slides were stained with Periodic Acid Schiff's Stain to observe acellular capillaries.

[0258] Quantification was performed by scanning the entire retina with a 10× objective on a Zeiss Observer microscope system. Random 600 μm×800 μm fields were placed over the entire retina using Adobe Photoshop CS2. Acellular capillaries were counted per field with 10 retinae per group quantitated. Investigators were masked to the group. Data was analysed as an average of acellular capillaries per field.

Statistics

[0259] Statistics were performed using the Shapiro Wilkinson test for normality. A Kruskal-Wallis test followed by Mann Whitney U test was performed for statistical significance of nonparametric data.

Results

[0260]

TABLE 1

Animal characteristics (8 weeks study)			
Group	Body Weight (g)	SBP (mmHg)	HbA1C (%)
Control	289 ± 4	179 ± 8	3.7 ± 0.06
Diabetes	274 ± 6	217 ± 10*	11 ± 0.19**
Diabetic + FT011 (200 mg/kg/day)	278 ± 12	190 ± 14	8.9 ± 0.50 [#]

*P < 0.05 and

**P < 0.01 versus control;

[#]P < 0.05 versus untreated diabetes

TABLE 2

Animal characteristics (32 weeks study)			
Group	Body Weight (g)	SBP (mmHg)	HbA1C (%)
Control	353 ± 11	152 ± 7	5.4 ± 0.5
Diabetes	324 ± 7	160 ± 8	8.4 ± 0.29*
Diabetic + FT011 (100 mk/kg/day)	322 ± 8	176 ± 10	7.65 ± 0.25*
Diabetic + FT011 (200 mk/kg/day)	313 ± 9	170 ± 7	6.58 ± 0.37 [#]

*P < 0.05 versus control;

[#]P < 0.05 versus untreated diabetes

[0261] FIG. 1 demonstrates the total number of leukocytes in the retina from the short term study were significantly less in diabetic rats treated with FT011 compared to untreated diabetic rats.

[0262] The representative micrographs in FIG. 2 show that in diabetic rats (B) numerous leukocytes were observed in

the capillaries (designated with arrows) when compared to control (A), and treatment with FT011 significantly reduced leukostasis (C).

[0263] FIG. 3 shows there was an increase in ICAM-1 mRNA levels in diabetic rats when compared to controls. Moreover, treatment with FT011 was associated with a reduction in ICAM-1 mRNA levels.

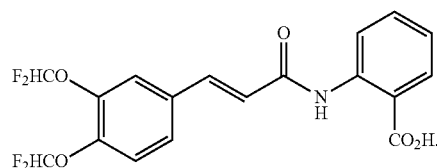
[0264] In FIG. 4, a quantitative assessment of acellular capillaries was made by counting the number of capillaries in PAS stained retinal sections from the long term study. Clearly, there were less acellular capillaries in diabetic rats treated with FT011 compared to untreated diabetic rats.

[0265] The representative micrographs in FIG. 5 show that in diabetic rats (B) acellular capillaries (pericyte ghost) were observed (arrow), while pericyte ghosts were not apparent in control (A) and diabetic rats treated with FT011 (C).

Example 2

Test Compound (FT061)

[0266] (E)-2-[[3,4-Bis(difluoromethoxy)phenyl]-1-oxo-2-propenyl]amino]benzoic acid (FT061) has the structure:



Diabetic Retinopathy Rats

[0267] Sixty, six-week old female, heterozygous (mRen-2)27 rats (St. Vincent's Hospital Animal House, Melbourne, Australia) were assigned to receive either 55 mg/kg of streptozotocin (STZ) (Sigma, St. Louis, USA) diluted in 0.1 M citrate buffer, pH 4.5 or citrate buffer alone (non-diabetic control) by tail vein injection following an overnight fast. Rats were randomly assigned to receive (n=15/group) treatment with either FT061 (100 mg/kg/day gavage) or vehicle for 8 weeks. Non-diabetic animals (n=15) served as controls. Each week, rats were weighed and their blood glucose levels were measured (Accu-check Advantage II Blood Glucose Monitor, Roche Diagnostics, USA) and only STZ-treated animals with blood glucose >15 mmol/L were considered diabetic. Every 4 weeks, SBP was determined in preheated conscious rats via tail-cuff plethysmography using a non-invasive blood pressure (NIBP) controller and Powerlab (AD instruments, NSW, Australia). Diabetic rats received a daily injection of insulin (2-4 units intraperitoneally; Humulin NPH, Eli Lilly and Co., Indianapolis, Ind.) to reduce mortality and to promote weight gain.

Leukostasis

[0268] At the end of the study, rats were anaesthetized with Lethobarb (60 mg/kg) and the chest cavity was opened. Animals were perfused via the left ventricle with 0.1M phosphate buffered saline (PBS) to remove non-adherent blood cells. The rats were then perfused with rhodamine-coupled Concanavalin A (25 mg/kg, Vector Laboratories) to stain endothelium and adherent leukocytes. Eyes were

enucleated and fixed with 4% paraformaldehyde in 0.1M PBS for 30 minutes. Retinae were dissected and flat mounted on microscope slides then visualised on an epifluorescent microscope. The total number of leukocytes was counted per retina. The investigator was masked to the group.

Real Time PCR

[0269] At the end of the study, rats were anaesthetized with lethobarb (60 mg/kg), eyes were enucleated and retinae dissected and placed in RNAlater (#R0901, Sigma-Aldrich). Total RNA was extracted with an RNeasy Mini Kit (#74104, Qiagen) according to manufacturers' instructions. RNA concentration was determined on a Nanodrop 3.1.2, after which 1 µg of RNA was DNase treated (DNA-free kit, Ambion) and reverse transcribed (First Strand cDNA Synthesis Kit for RT-PCR, Roche). Primers, probes (See Table) and cDNA were mixed with Taqman Universal Master Mix (#4304437, Applied Biosystems) and real-time PCR was conducted using an ABI 7900 HT Sequence Detection System (Applied Biosystems). mRNA was normalised to 18S rRNA endogenous control and the relative fold difference in expression calculated using the 2^{-ΔΔCT} method.

Primer and Probe for ICAM-1 and VEGF

[0270]

Gene	Species	Accession number	Primers and Taqman probe (MGB, FAM label)
ICAM1	rat	NM_012967	Forward Primer: AGTGCTGTACCATGATCAGAATACCT Probe: TGA TCATTGCGGGCT Reverse Primer TAAATGGACGCCACGATCAC
VEGF	rat	NM_031836.2 NM_001110333.1 NM_001110334.1	Applied Biosystems gene expression assay-FAM label
18S	eukaryote	X03205.1	Applied Biosystems gene expression assay-endogenous control-VIC label

Statistics

[0271] Statistics were performed using the Shapiro Wilkison test for normality. A Krukall-Wallis test followed by Mann Whitney U test was performed for statistical significance of nonparametric data.

Results

[0272]

TABLE 1

Animal characteristics		
Group	Body Weight (g)	SBP (mmHg)
Control	308 ± 8	192 ± 6
Diabetes	292 ± 10	201 ± 10
Diabetic + FT061	282 ± 4#	178 ± 4

#P < 0.05 versus control

[0273] FIG. 6 demonstrates the total number of leukocytes in the retina was significantly less in diabetic rats treated with FT061 compared to untreated diabetic rats.

[0274] The representative photomicrographs in FIG. 7 show that in diabetic rats (B) numerous leukocytes were observed in the capillaries (designated with arrows) when compared to control (A), and treatment with FT061 significantly reduced leukostasis (C).

[0275] FIG. 8 illustrates a quantitative real time PCR assessment of retinal ICAM-1 mRNA levels. FIG. 8 shows there was an increase in ICAM-1 mRNA levels in diabetic rats compared to controls. Moreover, treatment with FT061 was associated with a reduction in ICAM-1 mRNA levels when compared to controls and untreated diabetes.

[0276] In FIG. 9 a quantitative real time PCR assessment of retinal VEGF mRNA levels showed treatment with FT061 was associated with a reduction in VEGF mRNA levels when compared to controls and untreated diabetes.

[0277] It will of course be realised that the above has been given only by way of illustrative example of the invention and that all such modifications and variations thereto as would be apparent to persons skilled in the art are deemed to fall within the broad scope and ambit of the invention as herein set forth.

REFERENCES

[0278] Adamis, A. P. (2002). "Is diabetic retinopathy an inflammatory disease?" *Br J Ophthalmol* 86(4): 363-5.

[0279] Aiello, L. M. (2003). "Perspectives on diabetic retinopathy." *Am J Ophthalmol* 136(1): 122-35.

[0280] Arita, R., Y. Hata, et al. "ROCK as a Therapeutic Target of Diabetic Retinopathy." *J Ophthalmol* 2010: 175163.

[0281] Cheung, A. K., M. K. Fung, et al. (2005). "Aldose reductase deficiency prevents diabetes-induced blood-retinal barrier breakdown, apoptosis, and glial reactivation in the retina of db/db mice." *Diabetes* 54(11): 3119-25.

[0282] Joussen, A. M., V. Poulaki, et al. (2004). "A central role for inflammation in the pathogenesis of diabetic retinopathy." *Faseb J* 18(12): 1450-2.

[0283] Joussen, A. M., V. Poulaki, et al. (2002). "Non-steroidal anti-inflammatory drugs prevent early diabetic retinopathy via TNF-alpha suppression." *Faseb J.* 16(3): 438-40.

[0284] Joussen, A. M., V. Poulaki, et al. (2002). "Retinal vascular endothelial growth factor induces intercellular adhesion molecule-1 and endothelial nitric oxide synthase

expression and initiates early diabetic retinal leukocyte adhesion in vivo." *Am J Pathol* 160(2): 501-9.

[0285] Khalfaoui, T., G. Lizard, et al. (2009). "Immunohistochemical analysis of cellular adhesion molecules (ICAM-1, VCAM-1) and VEGF in fibrovascular membranes of patients with proliferative diabetic retinopathy: preliminary study." *Pathol Biol (Paris)* 57(7-8): 513-7.

[0286] Klein, R., B. E. Klein, et al. (2004). "The relation of retinal vessel caliber to the incidence and progression of diabetic retinopathy: XIX: the Wisconsin Epidemiologic Study of Diabetic Retinopathy." *Arch Ophthalmol* 122(1): 76-83.

[0287] Santos, K. G., B. Tschiedel, et al. (2005). "Prevalence of retinopathy in Caucasian type 2 diabetic patients from the South of Brazil and relationship with clinical and metabolic factors." *Braz J Med Biol Res* 38(2): 221-5.

[0288] Sarlos, S., B. Rizkalla, et al. (2003). "Retinal angiogenesis is mediated by an interaction between the angiotensin type 2 receptor, VEGF, and angiopoietin." *Am J Pathol* 163(3): 879-87.

[0289] Watkins, P. J. (2003). "Retinopathy." *Bmj* 326 (7395): 924-6.

[0290] Zammit, S. C., A. J. Cox, et al. (2009). "Evaluation and optimization of antifibrotic activity of cinnamoyl anthranilates." *Bioorg Med Chem Lett* 19(24): 7003-6.

SEQUENCE LISTING

<160> NUMBER OF SEQ ID NOS: 8

<210> SEQ ID NO 1
 <211> LENGTH: 26
 <212> TYPE: DNA
 <213> ORGANISM: Artificial Sequence
 <220> FEATURE:
 <223> OTHER INFORMATION: Primer

<400> SEQUENCE: 1

agtgtgttac catgatcaga atacct 26

<210> SEQ ID NO 2
 <211> LENGTH: 20
 <212> TYPE: DNA
 <213> ORGANISM: Artificial Sequence
 <220> FEATURE:
 <223> OTHER INFORMATION: Primer

<400> SEQUENCE: 2

taaatggacg ccacgatcac 20

<210> SEQ ID NO 3
 <211> LENGTH: 15
 <212> TYPE: DNA
 <213> ORGANISM: Artificial Sequence
 <220> FEATURE:
 <223> OTHER INFORMATION: Probe

<400> SEQUENCE: 3

tgatcattgc gggct 15

<210> SEQ ID NO 4
 <211> LENGTH: 2602
 <212> TYPE: DNA
 <213> ORGANISM: Rattus norvegicus

<400> SEQUENCE: 4

ctgctgcttg cactttgccc tggctctcca atggcttcaa cccgtgccag gcccatgctg 60

cctctgctcc tggctctggt cgccgttctg atccccgggc ctgtcggtgc tcaggatcc 120

atccatccca cagaagcctt cctgcctcgg ggtggatccg tgcaggtgaa ctgctcttcc 180

tcttgcaag acgagaacct cggcctgggg ttggagacta actggatgaa agacgaacta 240

tcgagtggac acaactggaa gctcttcaag ctgagcgaca ttggggaaga cagcagacca 300

ctgtgctttg agaactgtgg caccacgcag tcctcggett ctgccacat cactgtgtat 360

tcgttcccag agcgagtgga gctggatcct ctgcccgcct ggcagcaggt gggcaagaac 420

-continued

ctcatcctgc	gctgcctggt	ggaaggcgga	gcaccgcgga	cacagctctc	agtagtgctg	480
ctccgtggga	atgagacact	gagccgccag	gcagtggatg	gggaccccaa	ggagatcaca	540
ttcacggtgc	tggccagcag	aggcgaccac	ggagccaatt	tctcatgctt	cacagaactg	600
gacctcaggc	cacaagggct	gtcactgttc	aagaatgtct	ccgaggtcag	gcagctccgg	660
actttcgatc	ttccgactag	ggctcctgaag	ctcgacaccc	ctgacctcct	ggagggtggc	720
accagcaga	agttcttggt	ttccctggaa	ggcctgtttc	ctgcctctga	agctcagata	780
tacctggaga	tgggaggcca	gatgctgacc	ctggagagca	caaacagcag	agattttgtg	840
tcagccactg	cctcagtgga	ggtgactgag	aagttggaca	gaacctgca	gctgcctgt	900
gttttgagc	tggcggacca	gacctggag	atggagaaga	ccttgagaat	ctacaacttt	960
tcagctccca	tcctgacct	gagccagccg	gaggtctcag	aaggggacca	agtaactgtg	1020
aagtgtgaag	cccacggtgg	ggcacaggtg	gtgcttctga	acagtaactc	ccccaggcca	1080
cccacctcac	agggtacttc	ccccaggcca	cccacctcac	agatccaatt	cacactgaat	1140
gccagcccgg	aggatcacaa	acgacgcttc	ttttgctctg	cggccttggg	ggtggatggg	1200
aagtcctgt	ttaaaaacca	gaccttgaa	ctccatgtgc	tatatggtcc	tcacctggac	1260
aagaaggact	gcttggggaa	ctggacctgg	caagaggggt	ctcagcagac	tcttacatgc	1320
cagccccagg	ggaatccagc	cctaactctg	acctgcagcc	ggaaagcaga	tgggtgccg	1380
ctgcctatcg	ggatggtgaa	gtctgtcaaa	cgggagatga	atggtacctc	caagtgccgt	1440
gcctttagct	cccgtgggag	taccaccagg	gacgtgcacc	tgacagtgct	gtacctgat	1500
cagaatacct	gggtcataat	tgttggtgtg	ttggtactga	tcattgcggg	cttcgtgatc	1560
gtggcgtcca	tttacaccta	ttaccgccag	aggaagatca	ggatatacaa	gttacagaag	1620
gctcaggagg	aggccctaaa	actcaaggta	caagccccgc	ctccctgagc	ccactggaca	1680
ggacacctgc	ctgggccccg	ctgctcttga	acagatcaat	ggacagcatt	tacctctcac	1740
ccacctctc	tggctgtcac	aggacaggac	agtggcctgg	ggatgcatac	ttgtagcctc	1800
aggcctaaga	ggactcggag	ggcaagact	gtgaactcgt	gacctggaca	cacctacagc	1860
ctggtgggcc	tgcagccaag	aaaggtgac	ttccttctct	attacctctg	ctgaggggcc	1920
ccctacctta	ggaaggtgtg	atatccggtc	gacacaagca	agagaagaaa	aggaacacca	1980
tgtctcctct	gacatgggaa	agctgggaca	ctgtcccaa	ctcttgttga	tgtatattat	2040
aattcagagt	tctgacagtt	atattattgag	tacctgtac	agacactaga	ggagttagca	2100
ggtaacatg	taagttattg	cctagaccct	ggtgaagggg	cacaacagag	tctggggaaa	2160
gatcatacgg	gtttgggctt	ctccacaggt	cagggtgctt	tcctcaaaaag	agctgatttc	2220
tttcacgagt	catataaata	ctatgtggac	gagcagtggc	cctctgctcg	tagacctctc	2280
tgggaccct	gcctcctccc	acagcctgga	gtctcccagc	accagcatgg	gtgaccacct	2340
ccccacctac	atacattcct	acctttgttc	ccaatgtcaa	ccacctgccc	taaatatgga	2400
cgctcacctt	tagcagctca	acaatggagt	ctcatgcccc	tgaaattatg	gtcaatccct	2460
gcatgcctcc	acccggctcc	acctcaaaaga	gaatgcctgg	gagaaaatgt	tccaaccact	2520
tagaagggtc	ctgcaagctg	ttgtggggag	gtaggcacc	ctcccagcgc	agaagccttt	2580
cctttgaatc	aataaagttt	ta				2602

-continued

```

<210> SEQ ID NO 5
<211> LENGTH: 1869
<212> TYPE: DNA
<213> ORGANISM: Homo sapiens

<400> SEQUENCE: 5
tacctggttg atcctgccag tagcatatgc ttgtetcaaa gattaagcca tgcattgcta    60
agtacgcaag gccggtagag tgaactgagc aatggctcat taaatcagtt atggttcctt    120
tggtcgctcg ctctctctcc acttgataaa ctgtggtaat tctagagcta atacatgccg    180
acgggagctg acccccttcg cgggggggat gcgtgcattt atcagatcaa aaccaaccgg    240
gtcagcccct ctccggcccc ggccgggggg cgggcgcccg cggctttggt gactctagat    300
aacctcgggc cgatcgcaag cccccctggg cggcgacgac ccattcgaac gtctgcctta    360
tcaactttcg atggtagtcg ccgtgcctac catggtgacc acgggtgacg gggaaatcagg    420
gttcgattcc ggagagggag cctgagaaac ggctaccaca tccaaggaag gcagcaggcg    480
cgaaaattac cactcccga cccggggagg tagtgacgaa aaataacaat acaggactct    540
ttcgaggccc tgtaattgga atgagtccac tttaaatcct ttaacgagga tccattggag    600
ggcaagtctg gtgccagcag ccgcggtaat tccagctcca atagcgtata ttaaagttgc    660
tgcagttaaa aagctcgtag ttggatcttg ggagcgggag ggcggctcgc cgcgaggcga    720
gccaccgccc gtccccgccc cttgcctctc ggcgccccct cgatgctctt agctgagtgt    780
cccgcggggc ccgaagcgtt tactttgaaa aaattagagt gttcaaagca ggcccagacc    840
gcctggatag cgcagctagg aataatggaa taggaccgag gttctatctt gttggttttc    900
ggaaactgag ccattgattaa gagggagcgc cgggggcatt cgtattgcgc cgctagaggt    960
gaaattcttg gaccggcgca agcgggacca gagcgaagc atttgccaag aatgttttca   1020
ttaatcaaga acgaaagtgc gaggttcgaa gacgatcaga taccgtcgta gttccgacca   1080
taaacgatgc cgaccggcga tgcggcggcg ttattcccat gaccgcggcg gcagcttccg   1140
ggaaacccaa gtctttgggt tccgggggga gtatggttgc aaagtgaaa cttaaaggaa   1200
tgacgggaag ggcaccacca ggagtggagc ctgctggcta atttgactca acacgggaaa   1260
cctcaccgag cccggacacg gacaggattg acagattgat agctctttct cgattccgtg   1320
ggtggtggtg catggccggt cttagttggt ggagcgattt gtctggttaa ttcgataac   1380
gaacgagact ctggcatgct aactagttac gcgacccccg agcggctcggc gtcccccaac   1440
ttcttagagg gacaagtggc gttcagccac ccgagattga gcaataacag gtctgtgatg   1500
cccttagatg tccggggctg cacgcgcgct aactgactg gctcagcgtg tgccctaccct   1560
acgcccgcag gcgcgggtaa cccgttgaac cccattcgtg atggggatcg gggattgcaa   1620
ttattcccc aagaacgagga attcccagta agtgcgggtc ataagcttgc gttgattaag   1680
tccctgcctt ttgtacacac cgcctcctgc tactaccgat tggatggttt agtgaggccc   1740
tcggatcggc cccgccgggg tcggcccacg gccctggcgg agcgtctgaga agacggtcga   1800
acttgactat ctagaggaag taaaagtcgt aacaaggttt ccgtaggtga acctgcggaa   1860
ggatcatta                                     1869

```

```

<210> SEQ ID NO 6
<211> LENGTH: 3561
<212> TYPE: DNA
<213> ORGANISM: Rattus norvegicus

```

-continued

<400> SEQUENCE: 6

```

ttggggcagc cgagctgcag cgaggccgcg gcgctggggg cgagctgagc ggcggcagcg      60
gagctctgtc gcgagacgca gcgacaaggc agactattca acggactcat cagccagggg      120
gtctgtgtct tgggatttga tattcaaacc tctttttttt ttcttaaact gtattgtttt      180
acgctttaat ttatTTTTgc ttcctattcc cctcttaaat cgtgccaacg gtttgagag      240
gttgctcctt cactccctca aattacttgc gattttggaa atcagcagag gaaagaggtg      300
gcaggagctc cagagagaag tcaaggaaga gagagagaga gagagaccgg tcagagagcg      360
cgctggcgag cgaacagaga gagggacagg ggcaaagtga ctgacctgct tttgggggtg      420
accgccagag cgcggcggtg gccctcccc ttgggatctt tcatcggacc agtcgcgctg      480
acggacagac agacagacac cgcctccagc cccagcggcc acctcctcgc cggcgggag      540
ccgacgggtg acgcggcggc gagcccgag caggagccga agcccgcgcc cggaggggg      600
gtggaggggg tcggggctcg cgggattgca cggaaacttt tcgtccaact tctgggctct      660
tctctctccg gagtagccgt ggtctgcgcc gcaggaggca aaccgatcgg agctgggaga      720
agtgctagct cgggcctgga gaagccgggg cccgagaaga gaggggagaa agagaaggaa      780
gaggagaggg ggcgcagtg ggcgctcggc tctcgggagc cgggctcatg gacgggtgag      840
gcgggcgtgt gcgagacag tctccagcc gcgcgcgcg cccagggccc ggcccgggccc      900
tcggttccag aaggagagag agcccgcaa ggcgcgcaag agagcgggct gcctcgcagt      960
ccgagccgga gagggagcgc gagcccgccc ggcccgggag gggcctctga aacctgaac      1020
tttctgctct cttgggtgca ctggaccctg gctttactgc tgtacctcca ccatgccaag      1080
tggtcccagg ctgcaccac gacagaaggg gagcagaaag cccatgaagt ggtgaagtcc      1140
atggacgtct accagcgcag ctattgccgt ccaattgaga ccctgggtgga catcttccag      1200
gagtaccocg atgagataga gtatatcttc aagccgtcct gtgtgcccct aatgcgggtg      1260
gcgggctgct gcaatgatga agccctggag tgcgtgccc cgtcggagag caacgtcact      1320
atgcagatca tgcggatcaa acctcaccaa agccagcaca taggagagat gagcttctctg      1380
cagcatagca gatgtgaatg cagaccaaag aaagatagaa caaagccaga aaaaaaatca      1440
gttcgagaa agggaaaggg tcaaaaacga aagcgcaaga aatcccgtt taaatcctgg      1500
agcgttact gtgagccttg ttcagagcgg agaaagcatt tgttgtcca agatccgcag      1560
acgtgtaaat gttcctgcaa aaacacagac tcgcttgga aggcgaggca gcttgagtta      1620
aacgaacgta cttgcagatg tgacaagcca aggcgggtgag ccaggctgca ggaaggagcc      1680
tccctcaggg tttcgggaaac tagacctctc accgaaaga ccgattaacc atgtcaccac      1740
cacaccacca tcgtcacctg cgacagaaca gtccttaatc cagaaagcct gacatgaagg      1800
gagaggagac tcttcagaga gcactttggg tccggagggc gagactccgg cagacgcatt      1860
cccgggcagg tgaccaagca cgggtgtccc tcgtggaact ggattcgcga ttttcttata      1920
tttgctgcta aatcgccaag cccggaagat tagggagttt tgtttctggg attcctgtag      1980
acacaccac ccacatacac acacatatat atatatatat tatatatata aataaatata      2040
tatgttttat atataaata tatatatatt cttttttttt ttaaattaac tctgctaag      2100
ttattggtgt cttcactgga tatgtttgac tgcgtgggac ttgagttggg aggagatgt      2160
cctcacttgg atcccagcag ggaagacaat gggatgaaag actccggtgt ggtcttctgt      2220

```

-continued

ccttcttaga gaggccgaag tctgtttgcc tgccaggag cagcaaggc cagggcacgg	2280
gggcacgttg gctcacttcc agaaacacga caaacccatc cctggccctg agtcaagagg	2340
acagagagac agatgacaga taaagagata aagattctgg ttccgaccag acgttttttg	2400
ggagcctcag gacatggcac tattgtggat cccactaga ttctgcaaga gcaccctgcc	2460
cctctgggca ctgcctggaa gaatcaggag cctggccatc aagctctctc ctccacttct	2520
gaggagccta ggaggcctcc cacaggggtc ctggcaaaga gaagacacag tgggtgaaga	2580
agaggcctgg taatggctcc tctctctctc cctgggaacc cctctctctc tccctacccc	2640
acttctctgg tatagctcag gaggaccttg tgtgatcaga ccattgaaac cactaattct	2700
gtccccagga gacttggctg tgtgtgtgag tggcttacct ttccccattt tcccttccca	2760
aggtacagag caatggggca ggaccgcgaa gccctcatg gaggcagaga aaagagaaa	2820
tgttttatat acggtactta ttaaatagcc ctttttaatt agaaattaa acagttaatt	2880
taattaaaga gtagggtttt tttcagtatt ctgtgtaat atttaatttc aactatttat	2940
gaggatgcat ctcttctctc ttcttatttg tactgttttt ttttgttttg tttttctgtg	3000
tgtgtgtgtg tatgaaatct gtgtttccaa tctctctctc ccagatcggg gacagtcact	3060
agcttctctc gagaagatat ttaattttgc taacctcag ctctgccctc ccctgtcccc	3120
accacacatt cctttgaaat aaggtttcaa tatacattta catactatat atatatttgg	3180
caacttgtgt ttgtatataa atatatatat atatatatgt ttatgtatat atgtgattct	3240
gataaaatag acattgtctat tctgtttttt atatgtaaaa acaaaacgag aaaaaataga	3300
gaattctaca tactaaatct ctctcctttt ttaattttta tatttgttat catttattta	3360
ttggtgctac tgtttatccg taataattgt ggggaaaag atattaacat cacgtctttg	3420
tctctagagc agttttccga gatattccgt agtacatatt tatttttaa cagcaacaaa	3480
gaaatacaga tatactctta gaaaaaaaaa gcattttgta ttaaagaatt gaattctgat	3540
ctcaaaaaaa aaaaaaaaaa a	3561

<210> SEQ ID NO 7

<211> LENGTH: 3489

<212> TYPE: DNA

<213> ORGANISM: Rattus norvegicus

<400> SEQUENCE: 7

ttggggcagc cgagctgcag cgaggccgcg gcgctggggg cgagctgagc ggcggcagcg	60
gagctctgtc gcgagacgca gcgacaaggc agactattca acggactcat cagccagggg	120
gtctgtgtctc tgggatttga tattcaaac cctttttttt ttcttaaact gtattgtttt	180
acgctttaat ttatttttgc ttctattcc cctcttaaat cgtgccaacg gtttgagag	240
gttgctcctt cactccctca aattacttcg gattttgaa atcagcagag gaaagaggta	300
gcaggagctc cagagagaag tcaaggaaga gagagagaga gagagaccgg tcagagagcg	360
cgctggcgag cgaacagaga gagggacagg ggcaaagtga ctgacctgct tttgggggtg	420
accgccagag cgcggcggtga gccctcccc ttgggatctt tcatcggacc agtcgcgctg	480
acggacagac agacagacac cgccccagc cccagcggcc acctcctcgc cggcgggag	540
ccgacggtgg acgcggcggc gagccgcgag caggagccga agcccgcgcc cggagcggg	600
gtggaggggg tcggggctcg cgggattgca cggaaacttt tcgtccaact tctgggctct	660

-continued

tctctctccg	gagtagccgt	ggtctgcgcc	gcaggagcca	aaccgatcgg	agctgggaga	720
agtgctagct	cgggcctgga	gaagccgggg	cccgagaaga	gaggggagaa	agagaaggaa	780
gaggagaggg	ggccgcagtg	ggcgctcggc	tctcgggagc	cgggctcatg	gacgggtgag	840
gcggcggtgt	gcgagacag	tgtccagcc	gcgcgcgcc	cccaggcccc	ggcccgggcc	900
tcggttccag	aagggagagg	agcccccaa	ggcgcgcaag	agagcgggct	gcctcgcagt	960
ccgagccgga	gagggagcgc	gagcccgccc	ggccccggac	gggcctctga	aacctgaac	1020
tttctgctct	cttgggtgca	ctggaccctg	gctttactgc	tgtacctcca	ccatgccaa	1080
tgggtcccagg	ctgcaccac	gacagaagg	gagcagaaag	cccatgaagt	ggtgaagtcc	1140
atggacgtct	accagcgcag	ctattgccgt	ccaattgaga	ccctggtgga	catcttcag	1200
gagtaccocg	atgagataga	gtatatcttc	aagccgtcct	gtgtgccctc	aatgcggtgt	1260
gcgggctgct	gcaatgatga	agccctggag	tgcgtgccca	cgctggagag	caacgtcact	1320
atgcagatca	tgcggatcaa	acctcaccaa	agccagcaca	taggagagat	gagcttcctg	1380
cagcatagca	gatgtgaatg	cagaccaaag	aaagatagaa	caaagccaga	aaatcactgt	1440
gagccttggt	cagagcggag	aaagcatttg	tttgtccaag	atccgcagac	gtgtaaagt	1500
tcctgcaaaa	acacagactc	gcgttgcaag	gcgaggcagc	ttgagttaaa	cgaacgtact	1560
tgcagatgtg	acaagccaag	gcggtgagcc	aggctgcagg	aaggagcctc	cctcaggggt	1620
tcgggaacta	gacctctcac	cggaaagacc	gattaacat	gtcaccacca	caccaccatc	1680
gtcaccgtcg	acagaacagt	ccttaatcca	gaaagcctga	catgaaggga	gaggagactc	1740
ttcgaggagc	actttgggtc	cggagggcga	gactccggca	gacgcattcc	cgggcaggtg	1800
accaagcacg	gtggtccctc	gtggaactgg	atccgccatt	ttcttatatt	tgctgctaaa	1860
tcgccaagcc	cggaaagatta	gggagttttg	tttctgggat	tcctgtagac	acacccacc	1920
acatacacac	acatatatat	atatatatta	tatatataaa	taaatatata	tgttttatat	1980
ataaaatata	tatatattct	ttttttttt	aaattaactc	tgctaagtgt	attggtgtct	2040
tcactggata	tgtttgactg	ctgtggactt	gagttgggag	gaggatgtcc	tcacttggat	2100
cccagacagg	aagacaatgg	gatgaaagac	tccggtgtg	tccttcgtcc	ttcttagaga	2160
ggccgaagtc	tgtttgcctg	ccaggagca	cgcaaggcca	gggcacgggg	gcacgttggc	2220
tcacttccag	aaacacgaca	aacctatccc	tggccctgag	tcaagaggac	agagagacag	2280
atgacagata	aagagataaa	gattctgggt	ccgaccagac	gtttttgggg	agcctcagga	2340
catggcacta	ttgtggatcc	ccactagatt	ctgcaagagc	accctgcccc	tctgggcaact	2400
gcctggaaga	atcaggagcc	tggccatcaa	gctctctcct	ccacttctga	ggagcctagg	2460
aggcctccca	caggggtcct	ggcaaagaga	agacacagtg	gtggaagaag	aggcctggta	2520
atggctctc	ctcctctc	tgggaacccc	tcgtcctctc	cctaccccac	ttcctgggta	2580
tagctcagga	ggacctgtg	tgatcagacc	attgaaacca	ctaattctgt	cccagggaga	2640
cttggctgtg	tgtgtgagtg	gcttacccct	ccccatttcc	ccttccaag	gtacagagca	2700
atggggcagg	acccgcaagc	ccctcatgga	ggcagagaaa	agagaaagtg	ttttatatac	2760
ggtacttatt	taatagccct	ttttaattag	aaattaaaac	agttaattta	attaaagagt	2820
agggtttttt	tcagtattct	tggtaatat	ttaatttcaa	ctatttatga	ggatgcactc	2880
cttgcctctt	cttatttga	ctgttttttt	ttgttttgtt	tttctgtgtg	tgtgtgtgta	2940

-continued

tgaaatctgt gtttccaate tctctctccc agatecgggta cagtcactag cttgtcctga	3000
gaagatattt aattttgcta acaactcagct ctgccctccc ctgtcccac cacacattcc	3060
tttgaataaa ggtttcaata tacatttaca tactatatat atatttggca acttgtgttt	3120
gtatataaat atatatatat atatatgttt atgtatatat gtgattctga taaaatagac	3180
attgctattc tgttttttat atgtaaaaac aaaacgagaa aaaatagaga attctacata	3240
ctaaatctct ctcctttttt aattttaata tttgttatca tttatttatt ggtgctactg	3300
tttatccgta ataattgtgg gggaaaagat attaacatca cgtctttgtc tctagagcag	3360
ttttccgaga tattccgtag tacatattta tttttaaaca gcaacaaaga aatacagata	3420
tatcttaaga aaaaaaaaagc attttgtatt aaagaattga attctgatct caaaaaaaaa	3480
aaaaaaaaa	3489

<210> SEQ ID NO 8

<211> LENGTH: 3357

<212> TYPE: DNA

<213> ORGANISM: Rattus norvegicus

<400> SEQUENCE: 8

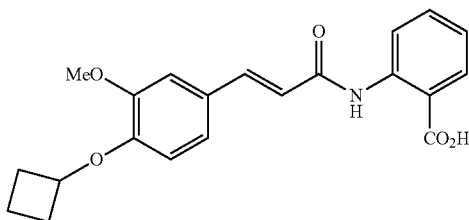
ttggggcagc cgagctgcag cgaggccgcg gcgctggggg cgagctgagc ggcggcagcg	60
gagctctgtc gcgagacgca gcgacaaggc agactattca acggactcat cagccagggg	120
gtctgtgtct tgggatttga tattcaaacc tctttttttt ttcttaaaact gtattgtttt	180
acgctttaat ttatttttgc ttctattcc cctcttaaat cgtgccaacg gtttgagag	240
gttgcctcct cactccctca aattaacttc gattttggaa atcagcagag gaaagaggta	300
gcaggagctc cagagagaag tcaaggaaga gagagagaga gagagaccgg tcagagagcg	360
cgtcggcgag cgaacagaga gagggacagg ggcaaagtga ctgacctgct tttgggggtg	420
accgccagag cgcggcgtga gccctcccc ttgggatctt tcatcggacc agtcgcgctg	480
acggacagac agacagacac cgcccccagc cccagcgcct acctcctcgc cggcgggcag	540
ccgacggtgg acgcggcggc gagccgcgag caggagccga agcccgcgcc cggaggcggg	600
gtggaggggg tcggggctcg cgggattgca cggaaacttt tcgtccaact tctgggctct	660
tctctctcgc gagtagccgt ggtctgcgcc gcaggaggca aaccgatcgg agctgggaga	720
agtctagct cgggcctgga gaagccgggg cccgagaaga gaggggagaa agagaaggaa	780
gaggagaggg ggcgccagtg ggcgctcggc tctcgggagc cgggctcatg gacgggtgag	840
gcggcgggtg gcgcagacag tgcctcagcc gcgcgcgcgc cccaggcccc ggccccggcc	900
tcggttccag aaggggagagg agcccccaa ggcgcgcaag agagcgggct gcctcgcagt	960
ccgagccgga gagggagcgc gagccgcgcc ggcgccggac gggcctctga aaccatgaac	1020
tttctgctct cttgggtgca ctggaccctg gctttactgc tgtacctcca ccatgccaa	1080
tgggtcccag ctgcaccac gacagaaggg gagcagaaag cccatgaagt ggtgaagttc	1140
atggacgtct accagcgcag ctattgccgt ccaattgaga ccctggtgga catcttcag	1200
gagtaccctg atgagataga gtatatcttc aagccgtcct gtgtgccctt aatgagggtg	1260
gcccggctgt gcaatgatga agccctggag tgcgtgccca cgtcggagag caacgtcact	1320
atgcagatca tgcggatcaa acctcaccaa agccagcaca taggagagat gagcttctctg	1380
cagcatagca gatgtgaatg cagaccaaag aaagatagaa caaagccaga aaaatgtgac	1440

-continued

aagccaaggc ggtgagccag gctgcaggaa ggagcctccc tcagggtttc gggaaactaga 1500
cctctcaccg gaaagaccga ttaacatgt caccaccaca ccaccatcgt caccgtcgac 1560
agaacagtcc ttaatccaga aagcctgaca tgaagggaga ggagactctt cgaggagcac 1620
tttgggtccg gagggcgaga ctccggcaga cgcattcccc ggcaggtgac caagcacggt 1680
ggtccctcgt ggaactggat tcgccatttt cttatatttg ctgctaaatc gccaaagccc 1740
gaagattagg gagttttggt tctgggattc ctgtagacac acccaccac atacacacac 1800
atatatatat atatattata tatataaata aatatatatg ttttatatat aaaatatata 1860
tatattcttt ttttttttaa attaactctg ctaatggtat tgggtgtctc actggatatg 1920
tttgactgct gtggacttga gttgggagga ggatgtcctc acttggatcc cgacagggaa 1980
gacaatggga tgaagactc cgggtgtggtc tttcgtcctt cttagagagg ccgaagtctg 2040
tttgccctgc agggagcacg caaggccagg gcacgggggc acgttggctc acttccagaa 2100
acacgacaaa cccatccctg gccctgagtc aagaggacag agagacagat gacagataaa 2160
gagataaaga ttctggttcc gaccagacgt ttttggggag cctcaggaca tggcactatt 2220
gtggatcccc actagattct gcaagagcac cctgccccctc tgggcaactgc ctggaagaat 2280
caggagcctg gccatcaagc tctctcctcc acttctgagg agcctaggag gcctcccaca 2340
ggggtcctgg caaagagaag acacagtggg ggaagaagag gcctggtaat ggctcctcct 2400
cctcctcctg ggaaccctc gtcctctccc taccctcactt cctgggtata gctcaggagg 2460
acctgtgtg atcagacat tgaaccact aattctgtcc ccaggagact tggctgtgtg 2520
tgtgagtggc ttacccttcc ccattttccc ttccaaggt acagagcaat ggggcaggac 2580
ccgcaagccc ctcatggagg cagagaaaag agaaagtgtt ttatatacgg tacttattta 2640
atagcccttt ttaattagaa attaaaacag ttaatttaat taaagagtag ggtttttttc 2700
agtattcttg gttaatattt aatttcaact atttatgagg atgcatctct tgctctttct 2760
tatttgaact gttttttttt gttttgtttt tctgtgtgtg tgtgtgtatg aaatctgtgt 2820
ttccaatctc tctctcccag atcggtgaca gtcactagct tgtcctgaga agatatttaa 2880
ttttgctaac actcagctct gccctcccct gtccccacca cacattcctt tgaataaagg 2940
tttcaatata catttacata ctatatatat atttggcaac ttgtgtttgt atataaatat 3000
atatatatat atatgtttat gtatatatgt gattctgata aaatagacat tgctattctg 3060
ttttttatat gtaaaaacaa aacgagaaaa aatagagaat tctacatact aaatctctct 3120
ccttttttaa ttttaattt tgttatcatt tatttattgg tgctactgtt tatccgtaat 3180
aattgtgggg gaaaagatat taacatcacg tctttgtctc tagagcagtt ttccgagata 3240
ttccgtagta catatttatt tttaaacagc aacaagaaa tacagatata tcttaagaaa 3300
aaaaaagcat tttgtattaa agaattgaat tctgatctca aaaaaaaaaa aaaaaaa 3357

1-41. (canceled)

42. A method for treating an eye disease associated with inflammation and/or vascular proliferation in a subject comprising administering to the subject a therapeutically effective amount of a compound of the formula



or a pharmaceutically acceptable salt thereof.

43. The method of claim **42**, wherein the eye disease is selected from the group consisting of diabetic retinopathy, corneal edema, anterior and posterior uveitis, pterygium, corneal diseases, dry eye, conjunctivitis, allergy- and laser-induced exudation, non-age related macular degeneration, macular edema, age-related macular degeneration, and ocular von Hippel-Lindau disease.

44. The method of claim **42**, wherein the eye disease is age-related macular degeneration.

45. The method of claim **42**, wherein the eye disease is non-age related macular degeneration.

46. The method of claim **42**, wherein the eye disease is macular edema.

47. The method of claim **42**, wherein the eye disease is dry eye.

48. The method of claim **1**, wherein the eye disease is diabetic retinopathy.

49. The method of claim **42**, wherein the administration of the compound to the subject reduces the number of acellular capillaries in the retina of the subject.

50. The method of claim **42**, wherein the administration of the compound to the subject reduces the level of ICAM-1 mRNA in the retina of the subject.

51. The method of claim **42**, wherein the administration of the compound to the subject reduces the level of VEGF mRNA in the retina of the subject.

52. The method of claim **42**, wherein the administration of the compound to the subject reduces the number of leukocytes in the retina of the subject.

53. The method of claim **42**, comprising administering a therapeutically effective amount of the compound to the eye of the subject.

54. The method of claim **42**, comprising administering a therapeutically effective amount of the compound orally to the subject.

55. The method of claim **42**, wherein treating the eye disease includes inhibiting the progression of the eye disease, preventing the eye disease, and/or ameliorating a symptom of the eye disease.

56. The method of claim **42**, wherein the corneal disease is caused by infection from a microbe or microorganism.

57. The method of claim **56**, wherein the microbe or microorganism is bacteria, viruses, fungi, amoeba, or parasites.

* * * * *