



US 20150005546A1

(19) **United States**

(12) **Patent Application Publication**

Bhattacharyya et al.

(10) **Pub. No.: US 2015/0005546 A1**

(43) **Pub. Date: Jan. 1, 2015**

(54) **CATALYTIC ISOMERIZATION OF HEXANES USING IONIC LIQUIDS**

Publication Classification

(71) Applicant: **UOP LLC**, Des Plaines, IL (US)

(51) **Int. Cl.**
C07C 6/10 (2006.01)

(72) Inventors: **Alakananda Bhattacharyya**, Glen Ellyn, IL (US); **Stuart Smith**, Lake Zurich, IL (US); **Dana K. Sullivan**, Mount Prospect, IL (US); **Susie C. Martin**, Carol Stream, IL (US)

(52) **U.S. Cl.**
CPC **C07C 6/10** (2013.01); **C07C 2527/06** (2013.01); **C07C 2527/14** (2013.01)
USPC **585/2**; 585/740; 585/734; 585/747

(21) Appl. No.: **14/311,984**

(57) **ABSTRACT**

(22) Filed: **Jun. 23, 2014**

Processes for the disproportionation and isomerization of a hydrocarbon feed using a liquid catalyst comprising an ionic liquid and a carbocation promoter are described. The ionic liquid is unsupported, and the reactions occur at temperatures below the decomposition temperature of the ionic liquid, typically below about 250° C. The process includes isomerizing a hydrocarbon feed comprising normal C₆ alkane or branched C₆ alkane by contacting the hydrocarbon feed with a liquid catalyst in a reaction zone to form a product mixture. Isomerization reaction mixtures are also described.

Related U.S. Application Data

(63) Continuation-in-part of application No. 13/931,765, filed on Jun. 28, 2013.

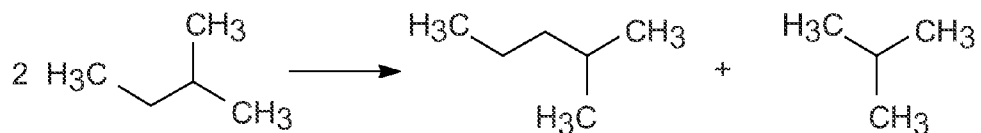


FIG. 1

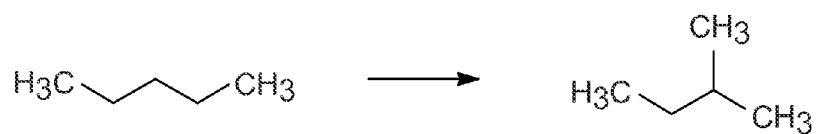


FIG. 2

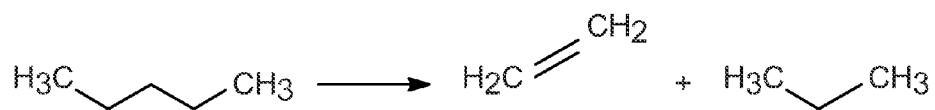


FIG. 3

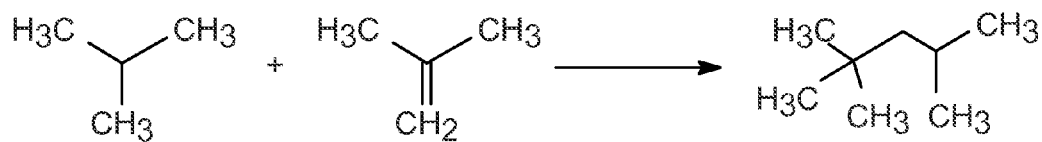


FIG. 4

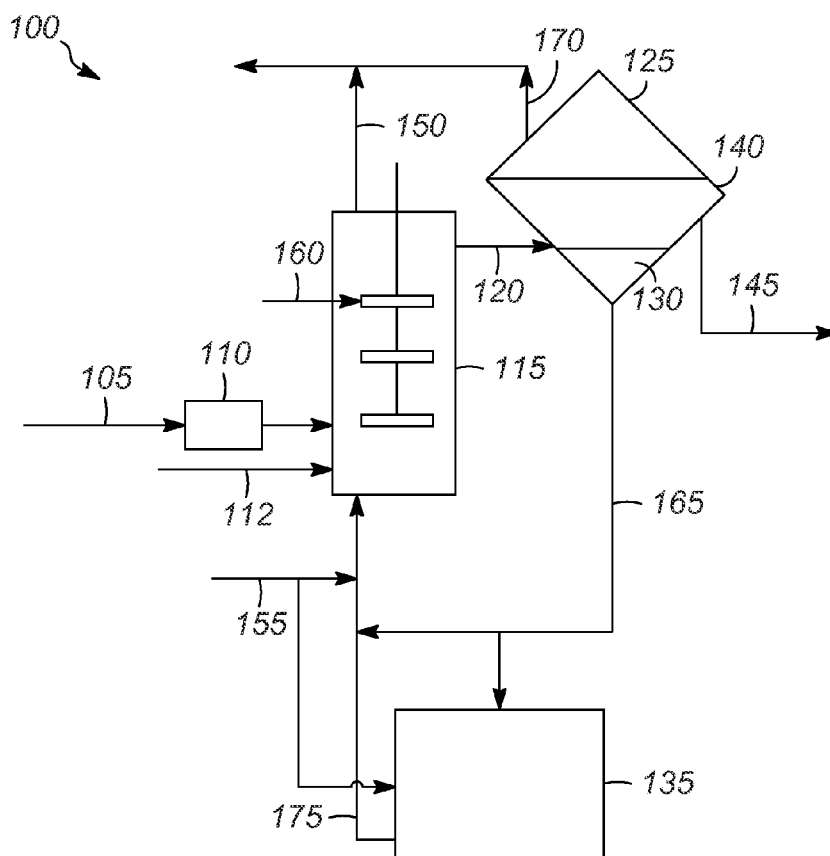


FIG. 5

CATALYTIC ISOMERIZATION OF HEXANES USING IONIC LIQUIDS

BACKGROUND OF THE INVENTION

[0001] The Reid vapor pressure (RVP) of gasoline has been utilized by the Environmental Protection Agency as a means of regulating volatile organic compounds emissions by transportation fuels and for controlling the formation of ground level ozone. As these regulations become more stringent and as more ethanol (which has a high vapor pressure) is blended into gasoline, C₅ paraffins need to be removed from the gasoline pool. Moreover, the need to remove components may also extend to some C₆ paraffins. This may result in refiners being oversupplied with C₅ paraffins and possibly C₆ paraffins.

[0002] Disproportionation reactions offer a possible solution to this problem. The disproportionation of paraffins (e.g., isopentane (iC₅)) involves reacting two moles of hydrocarbon to form one mole each of two different products, one having a carbon count greater than the starting material and the other having a carbon count less than the starting material, as shown in FIG. 1. The total number of moles in the system remains the same throughout the process, but the products have different carbon counts from the reactants. Additional secondary disproportionation-type reactions can occur in which two hydrocarbons having different carbon numbers react to form two different hydrocarbons having different carbon numbers from those of the feed where the total number of carbons in the products does not change from the total number in the feed (e.g., pentane and octane reacting to form hexane and heptane).

[0003] There are a number of different catalysts that have been shown to produce the desired paraffin disproportionation reaction, including zeolites, sulfated zirconias, AlCl₃/SiO₂, ionic solids, platinum on chlorided Al₂O₃/Ga₂O₃ supports, supported ionic liquids, Pt/W/Al₂O₃ and HF/TiF₄. However, these processes have a number of disadvantages. The processes using zeolites, sulfated zirconias, AlCl₃/SiO₂, ionic solids, and platinum on Al₂O₃/Ga₂O₃ supports require elevated temperatures (e.g., 120-450° C.) to carry out the transformation. The HF/TiF₄ system is capable of disproportionation at 51° C., but it utilizes dangerous HF. The supported ionic liquid is active from about 85-125° C. and is composed of the Brønsted acidic trimethylammonium cation. Since the ionic liquid's organic cation is composed of this Brønsted acid, the acid concentration within this catalyst is stoichiometric with respect to the ionic liquid and quite high. Moreover, the supported ionic liquid is deactivated by leaching of the ionic liquid from the support. Additionally, the use of a support increases the cost of the catalyst and may result in a chemical reaction of the support with the acidic ionic liquid over time, as happens when AlCl₃ is immobilized on silica.

[0004] Isomerization processes have been used to improve the low octane numbers (RON) of light straight run naphtha. Isomerization processes involve reacting one mole of a hydrocarbon (e.g., normal pentane) to form one mole of an isomer of that specific hydrocarbon (e.g., isopentane), as shown in FIG. 2. The total number of moles remains the same throughout this process, and the product has the same number of carbons as the reactant.

[0005] Current isomerization processes use chlorided alumina, sulfated zirconia, or zeolites in conjunction with platinum. Process temperatures range from about 120° C. for

chlorided alumina up to about 260° C. for zeolite type catalysts. These reactions are run at temperatures which allow the feed to reach equilibrium. At lower temperatures, the equilibrium favors the branched isomers possessing the higher octane number.

[0006] Isomerization processes utilizing ionic liquids have been developed. For example, US 2003/019767 describes an isomerization process for a paraffin hydrocarbon feed using an ionic liquid as a catalyst. The ionic liquid is formed from an N-containing heterocyclic and/or N-containing aliphatic organic cation and an inorganic anion derived from metal halides. The examples show a catalyst:hydrocarbon weight ratio of 1:1 or 1.5:1. The hydrocarbon feeds examined were normal pentane, normal heptane, normal octane, and 3-methylhexane.

[0007] US 2004/059173 teaches an isomerization process for linear and/or branched paraffin hydrocarbons. The catalyst comprises an ionic liquid. Over 25 wt. % of a cyclic hydrocarbon additive is included. The ionic liquid is formed from an N-containing heterocyclic and/or N-containing aliphatic organic cation and an inorganic anion derived from metal halides. The ionic liquid:hydrocarbon ratio in the examples is fixed at 1:1 volume ratio. Metal salt additives or Brønsted acids can be included. The feed is a mixture of C₇ hydrocarbons.

[0008] U.S. Pat. No. 7,053,261 discusses isomerization of linear and/or branched paraffin hydrocarbons using an ionic liquid catalyst in combination with a metal salt additive. The ionic liquid is formed from an N-containing heterocyclic and/or N-containing aliphatic organic cation and an inorganic anion derived from metal halides. The ionic liquid:hydrocarbon ratio in the examples is fixed at 1:1 volume ratio. The results of the gas chromatograph on the paraffin phase were not reported. The feed is a mixture of C₇ hydrocarbons.

[0009] All of these references describe isomerization of the feed; none describes disproportionation reactions. All of the references describe the use of ionic liquids having an acid concentration of at least about 3.0 M. The Brønsted acidic ionic liquid used in US Publication 2003/0109767 was [trimethylammonium][Al₂Cl₇], which has a molar concentration of HCl that ranges from 3.0-4.1M if the density is in the range of 1.1 to 1.5 g/mL. For US Publications 2004/0059173 and U.S. Pat. No. 7,053,261 the Brønsted acidic ionic liquid used was [trimethylammonium][Al_{1.8}Cl_{6.4}], which has a molar concentration of HCl that ranges from 3.3-4.5 M if the density is in the range of 1.1 to 1.5 g/mL. These estimated densities are within the ranges measured for similar ionic liquids.

[0010] None of the references indicate the composition of the product mixture; as a result, it is unclear what was actually formed in the reactions. Assuming that all of the other products were disproportionation products (which is unlikely to be correct as Ibragimov et al. teach that cracking occurs in addition to disproportionation (see below), but it sets an upper limit on the greatest possible conversion, yield, etc. for the disproportionation products). The conversion rates corrected for mass or volume were calculated as follows: using the reported iso-selectivity, the selectivity to other compounds was calculated as (100-iso-selectivity). The % conversion was determined from the reported %-iso yield and % iso-selectivity. The % conversion thus determined was used to determine the reaction rate by the following formula: volume rate=(% conversion/time (h))×(mL HC/mL IL) or as mass rate=(% conversion/time (h))×(g HC/g IL). The % conversion

was then used with the computed selectivity to other compounds to set an upper limit on the yield of disproportionation products. The yield of the other compounds and yield of isomers was then calculated using the calculated selectivity to other compounds and the total yield. Since the reaction rate is dependent on the ratio of ionic liquid:hydrocarbon, the rates were corrected according to these ratios.

[0011] With respect to US 2003/0109767, the corrected conversion rates for mass were very low. For n-C₅, the corrected conversion rate for mass ranged between 3.5 and 18.2. For n-C₇, it ranged from 2.6 to 9.3, for n-C₈, it was 3.3, and for 3-methylhexane, it was 4.7. For US 2005/059173, the corrected conversion rates for volume ranged from 0.6 to 47.1 for the C₇ mixture. For U.S. Pat. No. 7,053,261, the corrected conversion rates for volume ranged from 5.4 to 371.3 in the presence of an additional metal salt.

[0012] Isomerization is also described in "Isomerization of Light Alkanes Catalysed by Ionic Liquids: An Analysis of Process Parameters," Ibragimov et al., *Theoretical Foundations of Chemical Engineering* (2013), 47(1), 66-70. The desired reaction is stated to be isomerization, and the main isomerization products from n-hexane are said to be isobutane, isopentane, and hexane isomers. However, isobutane and isopentane are not the isomerization products of n-hexane as isomerization has been defined above. In addition, the article discusses the fact that a significant amount of an undesirable disproportionation reaction begins to occur after about 2-3 hrs. The article indicates that the disproportionation reaction dominates when the ratio of catalyst to hydrocarbon ratio is 2:1, and that cracking and disproportionation dominate at 333K. Because cracking is occurring, the number of moles formed is increased. The optimum isomerization temperature was 303K. The maximum volume rate they obtained was 26 at their high mixing speeds (900 rpm or more) at 0.5 hr.

[0013] Some processes involve isomerization and then a cracking reaction in which one mole of a hydrocarbon forms two moles of product, each with a lower carbon number than the starting material. In FIG. 3, the products are illustrated as an alkene and an alkane. Additionally, the total number of moles increases throughout the process.

[0014] Alkylation processes involving ionic liquids are also known. In alkylation reactions, one mole of an alkane and one mole of an alkene react to form one mole of an alkane having a carbon number equal to the sum of the carbon numbers of the starting alkane and alkene, as shown in FIG. 4. In an alkylation process, the total number of moles in the system is reduced.

[0015] There is a need for improved processes for disproportionation and isomerization of hydrocarbons.

SUMMARY OF THE INVENTION

[0016] One aspect of the invention is a hydrocarbon conversion process. In one embodiment, the process includes isomerizing a hydrocarbon feed comprising normal C₆ alkane or branched C₆ alkane by contacting the hydrocarbon feed with a liquid catalyst in a reaction zone under isomerization conditions to form a product mixture comprising at least about 5 wt % branched C₆ alkanes if the hydrocarbon feed was the normal C₆ alkane or at least about 2 wt % normal C₆ alkanes if the hydrocarbon feed was the branched C₆ alkane in 1 hr based on the normal C₆ alkane or branched C₆ alkane in the hydrocarbon feed, wherein the liquid catalyst comprises an unsupported ionic liquid and a carbocation promoter com-

prising a haloalkane, and wherein a mass ratio of liquid catalyst to hydrocarbon feed is less than 0.75:1.

[0017] Another aspect of the invention is an isomerization reaction mixture. In one embodiment, the isomerization reaction mixture is of a liquid hydrocarbon feed comprising C₆ alkane or branched C₆ alkane and a liquid catalyst comprising an unsupported ionic liquid and a carbocation promoter comprising a haloalkane, wherein a mass ratio of the liquid catalyst to the hydrocarbon feed is less than 0.75:1, the isomerization reaction mixture comprising at least about 5 wt % branched C₆ alkanes if the hydrocarbon feed was the normal C₆ alkane or at least about 2 wt % normal C₆ alkanes if the hydrocarbon feed was the branched C₆ alkane in 1 hr based on the normal C₆ alkane or branched C₆ alkane in the hydrocarbon feed, the isomerization reaction mixture having a Reid vapor pressure in a range of about 1 to about 25 and an octane number in a range of about 50 to about 110.

BRIEF DESCRIPTION OF THE DRAWINGS

[0018] FIG. 1 illustrates the disproportionation reaction of iso-pentane.

[0019] FIG. 2 illustrates the isomerization reaction of n-pentane.

[0020] FIG. 3 illustrates a cracking reaction of n-pentane.

[0021] FIG. 4 illustrates an alkylation reaction of isobutane and isobutene.

[0022] FIG. 5 is a schematic of one embodiment of the process of present invention.

DETAILED DESCRIPTION OF THE INVENTION

[0023] A process for the disproportionation and/or isomerization of a hydrocarbon feed using a liquid catalyst comprising ionic liquids and carbocation promoters is described. The ionic liquids are unsupported and allow the reactions to occur at temperatures below about 200° C.

[0024] The disproportionation reaction involves contacting a hydrocarbon feed comprising a C_n alkane with a liquid catalyst in a reaction zone to form a product mixture containing C_{n-} alkanes and C_{n+} alkanes, wherein the liquid catalyst comprises an unsupported ionic liquid and a carbocation promoter, and wherein n=5-12.

[0025] The isomerization reaction involves contacting the hydrocarbon feed comprising a normal C_n alkane (or iso C_n alkane) with a liquid catalyst in a reaction zone to form a product mixture containing iso C_n alkanes (or normal C_n alkanes), wherein the liquid catalyst comprises an unsupported ionic liquid and a carbocation promoter, and wherein n=5-12.

[0026] Disproportionation and isomerization occur simultaneously. There is a substantial disproportionation reaction, which can be seen by the fact that significant amounts of C_{n+} and C_{n-} alkanes form. The product mixture can contain at least about 3 wt % C_{n+} alkanes in 1 hr based on the C_n alkane fraction in the hydrocarbon feed, or at least 5 wt %, or at least about 7 wt %, or at least about 10%, or at least about 15 wt %, or at least about 20 wt %. There is a corresponding formation of the C_{n-} fraction. There can be at least about 3 wt % C_{n-} alkanes in 1 hr based on the C_n alkane fraction in the hydrocarbon feed, or at least 5 wt %, or at least about 7 wt %, or at least about 10%, or at least about 15 wt %, or at least about 20 wt %. The percentages are based on the C_n alkane fraction in the hydrocarbon feed.

[0027] It is more complex to evaluate the C_{n+} and C_{n-} fractions when the feed comprises more than one C_n alkane. When the feed comprises more than one C_n alkane, the amount of C_{n+} alkane based on the highest carbon number in the feed can be used. For example if, the feed comprises C_5 and C_6 , the amount of C_{n+} can be evaluated using the C_7 fraction. When the feed comprises C_5 and C_8 , the increase may be evaluated using the C_9 fraction.

[0028] For a feed comprising C_5 , at least about 5 wt % each of C_{4-} and C_{6+} forms within 30 min, or at least about 10 wt %, or at least about 15 wt %. At least about 10 wt % each of C_{4-} and C_{6+} forms within 1 hr, or at least about 15 wt %, or at least about 20 wt %.

[0029] For a feed comprising C_6 , at least about 3 wt % each of C_{5-} and C_{7+} forms within 30 min. At least about 5 wt % each of C_{5-} and C_{7+} forms within 1 hr, or at least about 6 wt %, or at least about 7 wt %.

[0030] For a feed comprising C_7 , at least about 3 wt % each of C_{6-} and C_{8+} forms within 1 hr, or at least about 5 wt %, or at least about 7 wt %.

[0031] Another indication of the existence of the disproportionation reaction is that the number of moles in the product is nearly equal to the number of moles initially present.

[0032] There can also be a substantial isomerization reaction, which can be seen by the fact that significant amounts of iso C_n alkanes form from normal C_n alkanes, and normal C_n alkanes form from iso C_n alkanes initially. The product mixture can contain at least about 2 wt % normal C_n alkanes in 1 hr based on the iso C_n fraction in the hydrocarbon feed, or at least about 3 wt %, or at least about 4 wt %, or at least about 5 wt %, or at least about 7 wt %, or at least about 10 wt %. The product mixture can contain at least about 5 wt % iso C_n alkanes in 1 hr based on the normal C_n fraction in the hydrocarbon feed, or at least about 10 wt %, or at least about 15 wt %, or at least about 20 wt %.

[0033] For normal C_5 isomerization, at least about 10 wt % of iso C_5 forms within 30 min, or at least about 15 wt %. At least about 15 wt % iso C_5 forms within 1 hr, or at least about 20 wt %.

[0034] For iso C_5 isomerization, at least about 2 wt % of normal C_5 forms within 1 hr min, or at least about 3 wt %, or at least about 4 wt %, or at least about 5 wt %.

[0035] For normal C_6 isomerization, at least about 5 wt % of iso C_6 forms within 30 min, or at least about 7 wt %, or at least about 9 wt %, or at least about 10 wt %. At least about 10 wt % iso C_6 forms within 1 hr, or at least about 12 wt %, or at least about 13 wt %, or at least about 14 wt %.

[0036] For normal C_7 isomerization, at least about 5 wt % of iso C_7 forms within 1 hr, or at least about 10 wt %.

[0037] The conversion rate for volume can be calculated as $\text{volume rate} = (\% \text{ conversion/time (h)}) \times (\text{mL HC/mL IL})$, where the mL of IL is determined by taking the mass of the ionic liquid and carbocation promoter and dividing by the density of the pure ionic liquid. The conversion rate for volume is at least about 60 in the absence of an added metal salt, or at least about 70, or at least about 80, or at least about 90, or at least about 100, or at least about 120, or at least about 140, or at least about 160, or at least about 180, or at least about 200, or at least about 250, or at least about 300, or at least about 350, or at least about 400, or at least about 450, or at least about 500.

[0038] The conversion rate for mass can be calculated as $\text{mass rate} = (\% \text{ conversion/time (h)}) \times (\text{g HC/g IL})$, where the mass of the IL is taken to be the summed mass of the IL and

carbocation promoter. The conversion rate for mass in the absence of a metal salt is at least about 20, or at least about 30, or at least about 40, or at least about 50, or at least about 60, or at least about 70, or at least about 80, or at least about 90, or at least about 100, or at least about 110, or at least about 120, or at least about 130, or at least about 140, or at least about 150, or at least about 175, or at least about 200, or at least about 220 or at least about 230, or at least about 240, or at least about 250, or at least about 250.

[0039] The present invention provides a method of disproportionating a hydrocarbon feed using less ionic liquid, which is expensive, and obtaining better results at a faster rate. It also provides a method of isomerizing a hydrocarbon feed using less ionic liquid, and obtaining better results at a faster rate.

[0040] The hydrocarbon feed can be straight chain paraffins, branched chain paraffins, cycloparaffins, naphthenes, or combinations thereof. The hydrocarbon feed may contain a single C_n alkane, such as pentane, or mixtures of two or more alkanes, such as pentane and hexane, or pentane, hexane, and heptane.

[0041] In some embodiments, the hydrocarbon feed can be a mixture of 2, 3, 4, 5, or 6 or more consecutive carbon numbers. Typically, there will be one, two, or three carbon numbers that form most of the feed. For example, there could be greater than about 50% of one carbon number, or greater than about 60%, or greater than about 70%, or greater than about 80%. In some embodiments, two or three carbon numbers (or more) could form greater than about 50% of the feed, or greater than about 60%, or greater than about 70%, or greater than about 80%.

[0042] In some embodiments, the C_n alkane can be substantially pure C_n alkane, e.g., greater than about 90% of a C_n alkane, such as pentane, or greater than about 95%, or greater than about 97%, or greater than about 98%, or greater than about 99%.

[0043] In some embodiments, the C_n alkane can be substantially pure normal C_n alkane or substantially pure iso C_n alkane, e.g., greater than about 90% of a specific normal or iso C_n alkane, such as normal pentane, or greater than about 95%, or greater than about 97%, or greater than about 98%, or greater than about 99%.

[0044] In other embodiments, mixtures of normal C_n alkane and iso C_n alkane (both a single C_n alkane, such as pentane, and two or more C_n alkanes, such as pentane and hexane) are used. The ratio of normal C_n alkane to iso C_n alkane is typically in the range of about 90:10 to about 10:90, or about 80:20 to about 20:80, or about 70:30 to about 30:70, or about 60:40 to about 40:60, or about 50:50.

[0045] As discussed above, the disproportionation reaction of a C_n alkane produces C_{n-} and C_{n+} alkanes. For example, the disproportionation of C_5 produces C_{4-} and C_{6+} alkanes. The presence of the C_{n+} fraction distinguishes the disproportionation reaction (FIG. 1) from isomerization reactions which produce isomers of the C_n starting material (FIG. 2), or isomerization and cracking which produces isomers of the C_n starting material and C_{n-} alkanes due to cracking (FIGS. 2 and 4). The hydrocarbon feed can be dried to remove water before being contacted with the liquid catalyst. The feed can also be treated to remove undesirable reactive compounds such as alkenes, dienes, nitriles, and the like using known treatment processes.

[0046] The hydrocarbon feed can be a fluid. The fluid can be a liquid, a vapor, or a mixture of liquid and vapor. When a

liquid or liquid-vapor mixture is used, the method is one of the few liquid-liquid disproportionation methods available.

[0047] The processes can produce mixtures of alkanes having desirable RVP and RON. The RVP and RON values are calculated on the C_{5+} fraction. The RVP was calculated as the vapor pressure for the system when the vapor:liquid ratio is 4:1 by volume using the Peng Robinson fluid properties model. The RON was calculated with linear volumetric blending, and the RON values used for this calculation were based on the values listed in Phillips 66 Reference Data for Hydrocarbons and Petro-Sulfur Compounds, Bulletin No. 521.

[0048] In one embodiment, the product mixture of alkanes has an RVP in the range of about 1 to about 25, or about 8 to about 16, and an RON in a range of about 50 to about 110, or about 60 to about 100. In another embodiment, the product mixture of alkanes has a similar RVP and RON. The octane numbers can be increased by isomerization of the linear paraffins to the corresponding branched compounds.

[0049] In some embodiments, the RVP of the product mixture is less than the RVP of the hydrocarbon feed. In some embodiments, the RVP is reduced at least about 5 numbers compared to the hydrocarbon feed, or at least about 7 numbers, or at least about 8 numbers. For example, the RVP for pure (i.e., greater than 99%) normal pentane is 15.6, and the RVP for the product mixture made from substantially pure normal pentane is 13.0 to 13.5. The RVP for pure (i.e., greater than 99%) isopentane is 20.4, and the RVP for the product mixture made from substantially pure isopentane is 12.3 to 12.5.

[0050] When the mass ratio of branched alkanes to normal alkanes (i/n) produced from converted pentane feed is in the range of about 6:1 to about 17:1, the selectivity for isoparaffins is in the range of about 70 to about 90%, and when it is in the range of about 7:1 to about 17:1, the selectivity for isoparaffins is in the range of about 80 to about 90%. The high branched to normal ratios for alkanes obtainable with this system are notable, especially in comparison to the methods employing dehydrogenation and metathesis catalysts to effect disproportionation. Generally, when these catalysts are employed, the major isomers formed within the C_{n-} and C_{n+} systems are normal paraffins. The formation of large amounts of normal paraffins is typically not desired due to their low octane numbers.

[0051] The formula for calculating the i/n ratio of the product for pure alkanes is $(wt. \% iC_{n-} + x wt. \% iC_n + wt. \% iC_{n+}) / (wt. \% nC_{n-} + y wt. \% nC_n + wt. \% nC_{n+})$ with n —greater than or equal to 4, $x=1$ and $y=0$ when C_n =normal alkane and $x=0$ and $y=1$ when C_n =isoalkane. For example, for C_5 , the calculation would be $(wt. \% iC_4 + x wt. \% iC_5 + wt. \% iC_6 + wt. \% iC_7 + wt. \% iC_8) / (wt. \% nC_4 + y wt. \% nC_5 + wt. \% nC_6 + wt. \% nC_7 + wt. \% nC_8)$; where $x=1$ and $y=0$ when $C_n=nC_5$ and $x=0$ and $y=1$ when C_n is iC_5 . Although C_{9+} alkanes will be present in small amounts, they should not substantially affect the i/n ratio as reported. In addition, the C_{3-} compounds are not included because they don't have normal and iso isomers.

[0052] The lower reactivity of normal pentane (nC_5) has made it generally difficult to for the development of a commercial process using nC_5 . However, disproportionation of nC_5 at reasonable rates has been demonstrated in more than one embodiment of the present invention.

[0053] In order for these reactions to proceed, a stable carbocation likely needs to be present. Carbocations readily undergo skeletal rearrangement at low temperatures. Even at $-90^\circ C$., rapid rearrangement is observed for degenerate 1,2-methide shifts. Frequently, carbocations are transient intermediates and are short-lived. However, persistent carbocations have been observed in superacidic media.

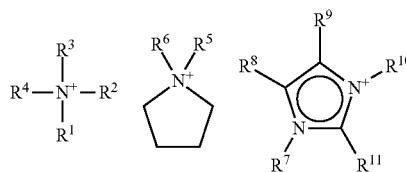
[0054] Ionic liquids offer a number of unique features which make them particularly well suited as reaction mediums for low temperature disproportionation and isomerization. These features include: (1) extremely low volatility, resulting in little to no solvent loss, (2) high chemical diversity, allowing for specific properties to be readily incorporated into the solvent, (3) good thermal stability, (4) readily recyclable, (5) wide liquid ranges, and (6) in some cases (e.g., 1-ethyl-3-methylimidazolium chloroaluminates), they have been shown to be superacidic.

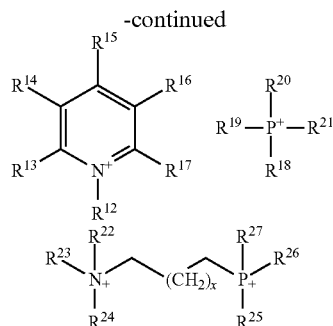
[0055] The liquid hydrocarbon feed comprises a C_n alkane where $n=5-12$. A normal C_n alkane is converted to a product mixture comprising iso C_n hydrocarbons, normal and iso C_{n-} hydrocarbons and normal and iso C_{n+} hydrocarbons, and an iso C_n alkane is converted to a product mixture comprising normal C_n hydrocarbons, normal and iso C_{n-} hydrocarbons and normal and iso C_{n+} hydrocarbons. A blend of normal and iso C_n alkane is converted to a product mixture comprising normal and iso C_n hydrocarbons, normal and iso C_{n-} hydrocarbons and normal and iso C_{n+} hydrocarbons, and the highest concentration of C_{n+} hydrocarbons is the C_{n+1} hydrocarbon. For example, for a feed of n-pentane, the product mixture would be isopentane, C_{4-} hydrocarbons and C_{6+} hydrocarbons, and for a feed of isopentane, the product mixture would be n-pentane, C_{4-} hydrocarbons and C_{6+} hydrocarbons, with the highest concentration being C_6 hydrocarbons for the C_{n+} fractions. A feed comprising a blend of n-pentane and isopentane would produce a product mixture of n-pentane and isopentane, C_{4-} hydrocarbons and C_{6+} hydrocarbons. The process is particularly useful for conversion of C_5 , C_6 , and C_7 alkanes.

[0056] The liquid catalyst comprises an ionic liquid and a carbocation promoter. The ionic liquid is in liquid form; unlike prior art processes, it is not supported on an oxide support. In addition, the ionic liquids employed herein do not contain cations which are Brønsted acids, so the acid concentration within these systems is less than prior art processes using ionic liquids which are Brønsted acidic organic cations. The acid concentration is less than about 2.5 M, or less than about 2.25 M, or less than about 2.0 M, or less than about 1.75 M, or less than about 1.5 M.

[0057] One or more ionic liquids can be used.

[0058] The ionic liquid comprises an organic cation and an anion. Suitable organic cations include, but are not limited to:





where R^1 - R^{27} are independently selected from C_1 - C_{20} hydrocarbons, C_1 - C_{20} hydrocarbon derivatives, halogens, and H, and $x=1$ -4, or combinations thereof. Suitable hydrocarbons and hydrocarbon derivatives include saturated and unsaturated hydrocarbons, halogen substituted and partially substituted hydrocarbons and mixtures thereof. C_1 - C_8 hydrocarbons are particularly suitable.

[0059] The anion can be derived from halides, sulfates, bisulfates, nitrates, sulfonates, fluoroalkanesulfonates, and combinations thereof. The anion is typically derived from metal and nonmetal halides, such as metal and nonmetal chlorides, bromides, iodides, fluorides, or combinations thereof. Combinations of halides include, but are not limited to, mixtures of two or more metal or nonmetal halides (e.g., $AlCl_4^-$ and BF_4^-), and mixtures of two or more halides with a single metal or nonmetal (e.g., $AlCl_3Br^-$). In some embodiments, the metal is aluminum, with the mole fraction of aluminum ranging from $0 < Al < 0.25$ in the anion. Suitable anions include, but are not limited to, $AlCl_4^-$, $Al_2Cl_7^-$, $Al_3Cl_{10}^-$, $AlCl_3Br^-$, $Al_2Cl_6Br^-$, $Al_3Cl_9Br^-$, $AlBr_4^-$, $Al_2Br_7^-$, $Al_3Br_{10}^-$, $GaCl_4^-$, $Ga_2Cl_7^-$, $Ga_3Cl_{10}^-$, $GaCl_3Br^-$, $Ga_2Cl_6Br^-$, $Ga_3Cl_9Br^-$, $CuCl_2^-$, $Cu_2Cl_3^-$, $Cu_3Cl_4^-$, $ZnCl_3^-$, $FeCl_3^-$, $FeCl_4^-$, $Fe_3Cl_7^-$, PF_6^- , and BF_4^- , or combinations thereof.

[0060] The ionic liquid is combined with one or more carbocation promoters. In some embodiments, the carbocation promoter is added to the ionic liquid. In other embodiments, the carbocation promoter is generated in situ. However, in situ production might not provide reproducible results.

[0061] Suitable carbocation promoters include, but are not limited to, halo-alkanes, mineral acids alone or combined with alkenes, and combinations thereof. Suitable halo-alkanes include but are not limited to 2-chloro-2-methylpropane, 2-chloropropane, 2-chlorobutane, 2-chloro-2-methylbutane, 2-chloropentane, 1-chlorohexane, 3-chloro-3-methylpentane, or combinations thereof. In some embodiments, the carbocation promoters are not cyclic alkanes.

[0062] Suitable mineral acids include, but are not limited to, HCl, HBr, H_2SO_4 , and HNO_3 . Although HF can also be used, it is less desirable due to safety issues. If the mineral acid is not strong enough to protonate off a hydrogen from a C—H bond, isobutene or another alkene can be added with the mineral acid to produce the desired carbocation promoter. The mineral acid can be generated in situ by the addition of a compound that reacts with the ionic liquid. In situ acid generation can also occur as a result of reaction with water present in the system. The mineral acid may also be present as an impurity in the ionic liquid.

[0063] 2-chloropropane, and 2-chlorobutane were used successfully as carbocation promoters. HCl was generated in situ by the addition of methanol to the ionic liquid, resulting in the partial degradation of the $Al_2Cl_7^-$ anion with concomitant formation of HCl. This method was sufficient to catalyze the disproportionation.

[0064] The molar ratio of the carbocation promoter to the ionic liquid in the liquid catalyst is typically in the range of about 0:1 to about 3:1, or about 0.1:1 to about 1:1. This relates to forming the carbocation promoter from the halo-alkane or mineral acid. This ratio is important relative to the specific type of anion. For example, if the anion is $AlCl_4^-$, a reaction is unlikely to occur or will be poor because the aluminum is fully coordinated. However, if the anion is $Al_2Cl_7^-$, there is some aluminum present that can coordinate to the carbocation promoter's anion, assisting in generating the carbocation from the carbocation promoter.

[0065] The mass or volume ratios of liquid catalyst (ionic liquid and carbocation promoter) to hydrocarbon feed are less than 1:1. This is desirable because the ionic liquid is an expensive component in the process. In some embodiments, the mass ratio of ionic liquid to hydrocarbon feed is not more than about 0.75:1, or not more than about 0.7:1, or not more than about 0.65:1, or not more than about 0.60:1, or not more than about 0.55:1, or not more than about 0.50:1. In some embodiments, the volume ratio of ionic liquid to hydrocarbon feed is not more than about 0.8:1, or not more than about 0.7:1, or not more than about 0.6:1, or not more than about 0.5:1, or not more than about 0.45:1, or not more than about 0.4:1, or not more than about 0.35:1, or not more than about 0.3:1, or not more than about 0.25:1.

[0066] The liquid hydrocarbon feed is contacted with the liquid catalyst at temperatures up to the decomposition temperature of the ionic liquid, typically of about $250^\circ C.$ or less, or of about $200^\circ C.$ or less, or about $175^\circ C.$ or less, or about $150^\circ C.$ or less, or about $125^\circ C.$ or less, or about $100^\circ C.$ or less, or about $90^\circ C.$ or less, or about $80^\circ C.$ or less, or about $70^\circ C.$ or less, or about $60^\circ C.$ or less, or in the range of about $0^\circ C.$ to about $250^\circ C.$, or about $0^\circ C.$ to about $200^\circ C.$, or about $0^\circ C.$ to about $175^\circ C.$, or about $0^\circ C.$ to about $150^\circ C.$, or about $10^\circ C.$ to about $150^\circ C.$, or about $25^\circ C.$ to about $150^\circ C.$, or about $30^\circ C.$ to about $150^\circ C.$, or about $40^\circ C.$ to about $150^\circ C.$, or about $50^\circ C.$ to about $150^\circ C.$, or about $55^\circ C.$ to about $150^\circ C.$

[0067] The pressure in the reaction zone is typically in the range of about 0 MPa to about 8.1 MPa. The pressure should be sufficient to ensure that the hydrocarbon feed is in a liquid state. Small amounts of vapor may also be present, but this should be minimized. The reaction typically takes place in the presence of a gas. Suitable gases include, but are not limited to nitrogen, hydrogen, argon, helium, hydrogen chloride and the like.

[0068] The residence time in the reaction zone is generally less than about 10 hr, or less than 7 hr, or less than 5 hr, or less than 4 hr, or less than 3 hr, or less than 2 hr, or less than 1 hr. The reaction time and conversion are based on the time needed to reach equilibrium of the initial reaction products, such as 2-methylpentane and isobutane from the disproportionation of isopentane. The reaction time is a function of the degree of mixing, the reaction temperature, the concentration of the carbocation promoter, the molar ratio of the carbocation promoter to ionic liquid, and the mass/volume ratio of ionic liquid to hydrocarbon being reacted. Generally, increas-

ing any of these conditions will increase the reaction rate. Under some conditions, greater than 90% conversion is possible.

[0069] The % selectivity for the disproportionation reaction is defined as: $[(\text{sum of the wt. \% } C_{n-} \text{ and } C_{n+} \text{ compounds}) / (100 - \text{wt. \% } C_n \text{ feed})] \times 100$. The % selectivity for the disproportionation reaction is typically at least about 40%, or at least about 45%, or at least about 50%, or at least about 55%, or at least about 60%, or at least about 65%, or at least about 70%, or at least about 75%, or at least about 80%, or at least about 85%, or at least about 90%, or at least about 94%.

[0070] For blends, the selectivity for the disproportionation reaction would be similar as above. For example, for a blend consisting of 50% isopentane and 50% n-pentane, the % selectivity for the disproportionation reaction is defined as: $[(\text{sum of the wt. \% } C_{4-} \text{ and } C_{6+} \text{ compounds}) / (100 - \text{wt. \% } C_n \text{ feed})] \times 100$, where the C_n feed is taken to be the summed wt. % of isopentane and n-pentane. A simple equation similar to this may not be adequate for more complex blends.

[0071] The % selectivity for the isomerization reaction to isoparaffins ($S_{\text{iso-isom}}$) is defined as $(z \text{ wt. \% isoparaffin } C_n) / (100 - \text{wt. \% } C_n \text{ feed}) \times 100$, where $z=0$ when the C_n feed is isoparaffin and $z=1$ when the C_n feed is n-paraffin. The % selectivity for isoparaffin disproportionation is defined as $(\text{wt. \% isoparaffins of } C_{n-} + \text{wt. \% isoparaffins } C_{n+}) / (100 - \text{wt. \% } C_n \text{ feed}) \times 100$ ($S_{\text{iso-disp}}$). The % selectivity for isoparaffins is defined as $(\text{wt. \% isoparaffins of } C_{n-} + \text{wt. \% isoparaffins } C_{n+}) / (100 - \text{wt. \% } C_n \text{ feed}) \times 100$, where $z=0$ when the C_n feed is isoparaffin and $z=1$ when the C_n feed is n-paraffin ($S_{\text{isoparaffin}}$); or $S_{\text{isoparaffin}} = S_{\text{iso-isom}} + S_{\text{iso-disp}}$. The selectivity for isoparaffins is typically at least about 40%, or at least about 45%, or at least about 50%, or at least about 55%, or at least about 60%, or at least about 65%, or at least about 70%, or at least about 75%, or at least about 80%, or at least about 85%, or at least about 90%.

[0072] For blends, the selectivity for isoparaffins would be similar as above. For example, for a blend consisting of 50% isopentane and 50% n-pentane, the % selectivity for the isoparaffins reaction is defined as: $[(\text{sum of the wt. \% } iC_4 \text{ and } iC_{6+} \text{ compounds}) / (100 - \text{wt. \% } C_n \text{ feed})] \times 100$, where the C_n feed is taken to be the summed wt. % of isopentane and n-pentane. A simple equation similar to this may not be adequate for more complex blends.

[0073] The selectivity is highly dependent on the type of feed used. For example, for iC_5 , the selectivity for the disproportionation reaction typically can be in the range of about 92-94%. However, the selectivity for the disproportionation reaction for nC_5 is much lower, e.g., in the range of about 67-76% because a substantial amount of isomerization to isopentane occurs.

[0074] Conversion for the disproportionation and isomerization reactions is defined as $100 - \text{wt. \% } C_n \text{ feed}$. The conversion is typically at least about 50%, or at least about 55%, or at least about 60%, or at least about 65%, or at least about 70%, or at least about 75%, or at least about 80%, or at least about 85%, or at least about 90%.

[0075] For blends, the conversion would be the same as above. For example, for a blend consisting of 50% isopentane and 50% n-pentane, the % conversion is equal to $100 - \text{wt. \% } C_n \text{ feed}$, where the C_n feed taken to be the summed wt. % of isopentane and n-pentane.

[0076] For example, with an iC_5 feed, initially the products are primarily the isoparaffins of the C_4 and C_6 compounds along with some nC_5 . Because iC_5 is more thermodynamically

preferred, the amount of nC_5 that forms is relatively small, and the dominating pathway is disproportionation. Since the kinetic products are isoparaffins, the selectivity for isoparaffins can be similar to disproportionation. However, the mixture is not completely at equilibrium, so as the product continues to react, some of the initially formed isoparaffins of the disproportionation products begin to convert to their corresponding n-paraffins. As this occurs, the selectivity for isoparaffins decreases, but the selectivity for disproportionation does not.

[0077] With a feed of nC_5 , the initial products are again primarily the isoparaffins of the C_4 and C_6 compounds and iC_5 . Because nC_5 is thermodynamically disfavored, the amount of iC_5 that forms is substantially greater relative to the formation of nC_5 from the iC_5 feed. In this case, significant amounts of nC_5 are converted to iC_5 . Since the initial products are isoparaffins, the selectivity for isoparaffins remains high. However, since a significant portion of nC_5 is converted to iC_5 , the selectivity for disproportionation is less than it was when iC_5 is used. As the reaction progresses, iC_5 and nC_5 continue to disproportionate and the selectivity for disproportionation increases during the reaction. Conversely, the selectivity for isoparaffins decreases as the mixture equilibrates because the initially formed isoparaffin disproportionation products convert to their normal isomers.

[0078] At higher temperatures, the relative concentration of normal paraffins increases, which ultimately results in decreased selectivities for isoparaffins relative to lower temperatures.

[0079] Although the reaction will proceed simply by contacting the hydrocarbon feed and the liquid catalyst, the reaction rate is generally too slow to be commercially viable. The reaction rate can be substantially increased by increasing the stirring speed of the reaction. This indicates that under some conditions the rate of reaction is mass transfer limited and is not reflective of the true elementary steps of the reaction. In addition to simply stirring the reaction mixture, a baffle can be included in the reactor to aid in obtaining good mixing. The baffle helps to prevent a vortex from forming in the reactor. The formation of a vortex would reduce the amount of mixing even in the presence of stirring.

[0080] One embodiment of the process 100 is a continuous-flow reactor as shown in FIG. 5. Feed 105, including the liquid hydrocarbon and carbocation promoter (if present), passes over a drying bed 110 and is continuously introduced to the reactor 115 while simultaneously withdrawing product 120. The liquid catalyst (or ionic liquid alone) 112 is introduced to the reactor 115. The carbocation promoter can be added with the hydrocarbon feed, or with the ionic liquid, or both. The reactor desirably includes a stirrer 160 to mix the hydrocarbon feed 105 and the liquid catalyst. The gaseous products 150 can be separated in the reactor 115. The effluent 120 is sent to a settler 125, where the heavier ionic liquid phase separates as a bottom layer 130. The used ionic liquid stream 165 can be recycled to the reactor 115 and/or the regenerator 135. The upper hydrocarbon layer phase 140 is removed from the settler 125, yielding the liquid product 145. The gaseous products 170 are separated in settler 125. These gaseous products 170 can be combined with gaseous products 150 which could then be used as feed in alkylation units (not shown). The used ionic liquid 165 can be regenerated in regenerator 135 to remove deactivated liquid catalyst so it can be reused. Fresh ionic liquid 155 can be added to the regen-

erated ionic liquid stream **175** as needed and sent to the reactor **115**. Fresh ionic liquid can also be added to the regenerator **135**, as needed.

[0081] The ionic liquid can be regenerated in a variety of ways. The ionic liquid containing the conjunct polymer could be contacted with a reducing metal (e.g., Al), an inert hydrocarbon (e.g., hexane), and hydrogen and heated to about 100° C. The conjunct polymer will be transferred to the hydrocarbon phase, allowing for the conjunct polymer to be removed from the ionic liquid phase. See e.g., U.S. Pat. No. 7,651,970; U.S. Pat. No. 7,825,055; U.S. Pat. No. 7,956,002; U.S. Pat. No. 7,732,363, each of which is incorporated herein by reference. Another method involves contacting the ionic liquid containing the conjunct polymer with a reducing metal (e.g., Al) in the presence of an inert hydrocarbon (e.g. hexane) and heating to about 100° C. The conjunct polymer will be transferred to the hydrocarbon phase, allowing for the conjunct polymer to be removed from the ionic liquid phase. See e.g., U.S. Pat. No. 7,674,739 B2; which is incorporated herein by reference. Still another method of regenerating the ionic liquid involves contacting the ionic liquid containing the conjunct polymer with a reducing metal (e.g., Al), HCl, and an inert hydrocarbon (e.g. hexane), and heating to about 100° C. The conjunct polymer will be transferred to the hydrocarbon phase, allowing for the conjunct polymer to be removed from the IL phase. See e.g., U.S. Pat. No. 7,727,925, which is incorporated herein by reference. The ionic liquid can be regenerated by adding a homogeneous metal hydrogenation catalyst (e.g., (PPh₃)₃RhCl) to the ionic liquid containing the conjunct polymer and an inert hydrocarbon (e.g. hexane). Hydrogen would be introduced, and the conjunct polymer would be reduced and transferred to the hydrocarbon layer. See e.g., U.S. Pat. No. 7,678,727, which is incorporated herein by reference. Another method for regenerating the ionic liquid involves adding HCl, isobutane, and an inert hydrocarbon to the ionic liquid containing the conjunct polymer and heating to about 100° C. The conjunct polymer would react to form an uncharged complex, which would transfer to the hydrocarbon phase. See e.g., U.S. Pat. No. 7,674,740, which is incorporated herein by reference. The ionic liquid could also be regenerated by adding a supported metal hydrogenation catalyst (e.g. Pd/C) to the ionic liquid containing the conjunct polymer and an inert hydrocarbon (e.g. hexane). Hydrogen would be introduced and the conjunct polymer would be reduced and transferred to the hydrocarbon layer. See e.g., U.S. Pat. No. 7,691,771, which is incorporated herein by reference. Still another method involves adding a suitable substrate (e.g. pyridine) to the ionic liquid containing the conjunct polymer. After a period of time, an inert hydrocarbon would be added to wash away the liberated conjunct polymer. The ionic liquid precursor [butylpyridinium][Cl] would be added to the ionic liquid (e.g. [butylpyridinium][Al₂Cl₇]) containing the conjunct polymer followed by an inert hydrocarbon. After a given time of mixing, the hydrocarbon layer would be separated, resulting in a regenerated ionic liquid. See, e.g., U.S. Pat. No. 7,737,067, which is incorporated herein by reference. Another method involves adding the ionic liquid containing the conjunct polymer to a suitable substrate (e.g. pyridine) and an electrochemical cell containing two aluminum electrodes and an inert hydrocarbon. A voltage would be applied and the current measured to determine the extent of reduction. After a given time, the inert hydrocarbon would be separated, resulting in a

regenerated ionic liquid. See, e.g., U.S. Pat. No. 8,524,623, which is incorporated herein by reference.

[0082] In some embodiments, unreacted carbocation promoter is separated from the product mixture and recovered. It can be recycled and used the reaction. Alternatively, it could be used in other processes.

[0083] The contacting step may be practiced in laboratory scale experiments through full scale commercial operations. The process may be operated in batch, continuous, or semi-continuous mode. The contacting step can take place in various ways, with both countercurrent and co-current flow processes being suitable. The order of addition of the reactants is not critical. For example, the reactants can be added individually, or some reactants may be combined or mixed before being combined or mixed with other reactants.

[0084] Disproportionation of nC₅ and iC₅ has also been achieved at temperatures as low as 45° C. The reaction was faster with iC₅ than with nC₅. Gas chromatograph (GC) analysis revealed that the primary compounds formed were isoparaffins using the analytical method ASTM UOP690-99; very few C₃₋ hydrocarbons formed. The products of the reaction for n-C₅ were broadly divided into the following categories: C₃₋, n-C₄, iC₄, iC₅, C₆ paraffins (C₆P) and C₇₊ hydrocarbons. The products of the reaction for iso C₅ were broadly divided into the following categories: C₃₋, n-C₄, iC₄, nC₅, C₆ paraffins (C₆P) and C₇₊ hydrocarbons. The selectivity to these products was constant over a wide range of isopentane conversions. However, at higher conversions, while the selectivity to C₆ paraffins decreased, while the selectivity to iC₄ and C₇₊ hydrocarbons increased, which is likely the result of secondary disproportionation-type reactions. An analysis of both the headspace and the liquid phase revealed that C₃₋ hydrocarbons form in small amounts.

[0085] In some places, demand for iC₄ exceeds supply, and disproportionation could help alleviate this problem.

[0086] For iso-pentane conversion, the selectivity to the various products (product selectivity being defined as [wt. % compound/(100-wt. % C_n feed)]*100) was nearly constant up to about 52% conversion at 55° C. Higher isopentane conversions resulted in decreased selectivity to C₆ paraffins and higher selectivities to iC₄ and C₇₊ hydrocarbons, which was likely the result of secondary disproportionation-type reactions.

[0087] With iso-pentane conversion, the extent of isomerization to n-pentane was minimal, but observable, because the reactant was already present in the more thermodynamically favored state. It was consistently observed that the selectivity for isomerization of isopentane to n-pentane centered around 7%, regardless of the % conversion of isopentane.

[0088] A significant stir rate dependence on the reaction rate was observed. Under the conditions used, the benefits of increased mixing began to taper off at stir rates greater than 700 rpm, which indicates that much of the kinetics of the reaction below 700 rpm is mass transfer limited.

[0089] The other products that form during the disproportionation reaction of isopentane were mainly isobutane and C₆₊ isoparaffins. The selectivity to these products was also nearly constant with isopentane conversion. However, at higher conversions, the selectivity to the C₆ paraffins decreased, while there was a concomitant increase in selectivity for isobutane and C₇₊ isoparaffins. It is important to note that very little C₃₋ formed in the reactions at 55° C. as revealed by a headspace analysis and by the analytical method ASTM UOP980-07.

[0090] Under similar conditions (e.g., volume of ionic liquid, temperature, stir rate, etc.), the rate of nC₅ conversion is dependent on the type of ionic liquid used, as the same reaction proceeds at a much greater conversion rate in [1-butyl-1-methylpyrrolidinium][Al₂Cl₇] than in [tributyl(hexyl)phosphonium][Al₂Cl₆Br] ([^tBu)₃P(Hex)][Al₂Cl₆Br]). Despite the increase in reactivity, the selectivities for the products were similar to what was observed with the ionic liquid [^tBu)₃P(Hex)][Al₂Cl₆Br].

[0091] Isomerization and disproportionation of n-hexane has been found to occur at temperatures as low as 45° C. in several different ionic liquids (e.g., [^tBu)₃P(Hex)][Al₂Cl₆Br], [1-butyl-1-methylpyrrolidinium][Al₂Cl₇], [1-butyl-3-methylimidazolium][Al₂Cl₇] and trihexyl(tetradecyl)phosphonium heptachloroaluminate ([ⁿ-Hex)₃P(tetradecyl)][Al₂Cl₇]). The promoter used in all of these reactions, except for [1-butyl-3-methylimidazolium][Al₂Cl₇], was 2-chloro-2-methylpropane, which served to generate the active tert-butyl cation. Trace amounts of water or HCl present in [1-butyl-3-methylimidazolium][Al₂Cl₇] was sufficient for the catalysis to occur. A wide range of compounds were formed, including naphthenes, n-paraffins, isoparaffins and even some aromatic complexes, but the major products are paraffins.

[0092] Increasing the concentration of 2-chloro-2-methylpropane increased the conversion, and the yield for the higher and lighter molecular weight complexes. The major light components formed were identified by headspace analysis as iC₄, iC₅, 2-methylpentane and unreacted nC₆. However, it did little to change the selectivity for isomerization. Similarly, increasing the reaction time, temperature, and ratio of mass of ionic liquid to mass of hydrocarbon feed increased the overall conversion. It is desirable to minimize the amount of ionic liquid used due to the cost and potential increase in the amount of feed processed per unit ionic liquid.

[0093] By the term “about,” we mean within 10% of the value, or within 5%, or within 1%.

EXAMPLES

Example 1

Experimental Set Up

[0094] The set-up included a 300 mL autoclave equipped with a mechanical stirrer, pressure gauge, thermocouple, dipleg, rupture disc and valves to introduce the feed and withdraw an aliquot of hydrocarbon feed or product for GC analysis. The rupture disc vented to a knock out pot. The house nitrogen passed through a pressure regulator to a high surface sodium column and was then split: feeding to the charger for feed introduction or to a line for various uses (i.e., 2-methyl-2-chloropropane/C₅P introduction). The dipleg was constructed such that the height positions it in the paraffin layer. Upon opening the valve, the withdrawn paraffin layer passed through a column of silica, to the GC valve and then through a metering valve into a waste container. The reaction mixture was analyzed using the ASTM UOP690-99 method. The S_{iso-paraffin} was calculated by summing the wt. % contribution of the C₄-C₈ isoparaffins that are separable using the ASTM UOP690-99 method, but does not include the contributions from the C₉₊ fraction. Consequently, these values represent lower limits for the selectivity. Similarly, the S_{iso-disp} were determined using this analytical method and is also a lower limit. The RVP was calculated on the C₅₊ fraction as the vapor

pressure for the system when the vapor:liquid ratio is 4:1 by volume using the Peng Robinson fluid properties model. The RON was calculated on the C₅₊ fraction with linear volumetric blending and the RON values used for this calculation were based on the values listed in Phillips 66 Reference Data for Hydrocarbons and Petro-Sulfur Compounds, Bulletin No. 521.

Example 2

Synthesis of [^tBu)₃P(Hex)][Al₂Cl₆Br]

[0095] An oven-dried round bottom flask was charged with [^tBu)₃P(Hex)][Br]. The material was attached to a rotary evaporator and dried under vacuum at 110° C. for at least 14 h. The dried [^tBu)₃P(Hex)][Br] was immediately brought into a nitrogen glovebox and stored there. A synthesis was achieved by massing 17.589 g (47.88 mmol) of [^tBu)₃P(Hex)][Br] into an oven-dried flask equipped with a stir bar in the nitrogen glovebox. To this was added 12.775 g (95.81 mmol) of AlCl₃ at ambient temperature. The mixture was stirred and the solids slowly reacted over the course of one week to produce a homogenous pale-yellow liquid.

Example 3

Synthesis of [1-butyl-1-methylpyrrolidinium][Al₂Cl₇]

[0096] An oven-dried round bottom flask was charged with [1-butyl-1-methylpyrrolidinium][Cl]. The material was attached to a rotary evaporator, dried under vacuum at 110° C. for at least 14 h, and then sealed under vacuum with a connecting adapter. The dried [1-butyl-1-methylpyrrolidinium][Cl] was immediately brought into a nitrogen glovebox and stored there. A synthesis was achieved by massing 57.14 g (322 mmol) of [1-butyl-1-methylpyrrolidinium][Cl] into an oven-dried flask equipped with a stir bar in the nitrogen glovebox. To this was added 83.93 g (629 mmol) of AlCl₃ at ambient temperature and the mixture stirred. The solids reacted to produce a homogenous liquid.

Example 4

Synthesis of with [1-butyl-3-methylimidazolium][Al₂Cl₇]

[0097] An oven-dried round bottom flask was charged with 1-butyl-3-methylimidazolium chloride. The material was attached to a rotary evaporator, dried under vacuum at 110° C. for at least 14 h and then sealed under vacuum with a connecting adapter. Afterwards, the dried 1-butyl-3-methylimidazolium chloride was stored in a nitrogen glovebox. A synthesis was achieved by massing 50.04 g (286 mmol) of 1-butyl-3-methylimidazolium chloride into an oven-dried flask equipped with a stir bar in the nitrogen glovebox. To this was added 76.40 g (573 mmol) of AlCl₃ at ambient temperature, and the mixture stirred. The solids react to produce a homogenous liquid.

Example 5

iC₅—Stir Rate Effect at 350 rpm with [^tBu)₃P(Hex)][Al₂Cl₆Br]

[0098] A 300 mL stainless steel autoclave, stainless steel baffle, and 75 mL stainless steel sample cylinder were dried in

a 120° C. oven for at least 8 h. The dried autoclave and sample cylinder were brought into a nitrogen glovebox and allowed to cool to ambient temperature. The autoclave was charged with 50.39 g of [(^tBu)₃P(Hex)][Al₂Cl₆Br], and the autoclave head was attached. To the sample cylinder, 1.451 g of 2-chloro-2-methylpropane, which had previously been dried over activated sieves, was added. The sample cylinder was closed under nitrogen, and both the autoclave and sample cylinder were removed from the glovebox. The autoclave was charged with 119 g of iso-pentane from a pressurized feed charger without displacing the nitrogen present in the autoclave. The iso-pentane passed over a high surface sodium column to remove any water before entering the autoclave. Similarly, the nitrogen used to pressurize the charger and for all other work passed over a separate high surface sodium column. The sample cylinder was charged with 18 g of iso-pentane using the same method described above and attached to the autoclave. The autoclave was heated to 55° C., and the 2-chloro-2-methylpropane/iso-pentane solution in the sample cylinder was added with an over-pressure of nitrogen. After complete addition, the initial pressure in the autoclave was 145 psi (1 MPa), and the autoclave was then set to stir at 350 rpm. The reaction was monitored periodically by GC. In order to analyze the paraffinic layer, the stirring was stopped, and the product was allowed to settle for 5 minutes. An aliquot was sampled directly from the autoclave by opening a valve from the autoclave, passing the paraffinic layer through a SiO₂ column, and then passing it directly into a GC sample loop. The mass ratio of liquid catalyst to iso-pentane was 0.38 and the volume ratio was 0.19. The mass rate of reaction was 38, and the volume rate was 75 after 1.4 h. The results of the run are shown in Tables 1 and 2.

TABLE 1

Disproportionation and Isomerization of iso-Pentane at 55° C., 350 rpm, wt. % of reaction mixture											
t (h)	% Conv.	C3-	iC4	nC4	iC5	nC5	C6P	C7+	i/n	S. Disp.	S. <i>isoparaffin</i>
1.4	20	0.00	7.20	0.02	80.46	1.31	6.84	4.13	11.2	93	82
2.7	28	0.01	10.38	0.04	72.48	2.04	9.93	5.09	9.94	92	84
4.4	36	0.01	13.64	0.07	64.29	2.70	12.75	6.54	9.48	92	85

TABLE 2

Time (h)	1.4	2.7	4.4	NA
Wt. %	feed			
C3P	0.00	0.01	0.01	0.00
C4P	7.22	10.43	13.71	0.00
C5P	81.77	74.53	66.99	99.86
C6P	6.84	9.94	12.74	0.00
C7P	1.67	2.47	3.32	0.00
C8P	0.52	0.73	1.00	0.00
C9+	1.56	1.51	1.80	0.00
C5N	0.00	0.00	0.00	0.00
C6N	0.00	0.00	0.00	0.00
C7N	0.01	0.00	0.00	0.00
C8N	0.34	0.34	0.38	0.00
C6A	0.00	0.00	0.00	0.00
C7A	0.00	0.00	0.00	0.00
C8A	0.05	0.05	0.05	0.00
nC4-nC5	0.00	0.00	0.00	0.14
unknowns				

TABLE 2-continued

Time (h)	1.4	2.7	4.4	NA
mnoles (based on wt. %)				
C3P	0	0	0	0
C4P	124	179	236	0
C5P	1133	1033	928	1384
C6P	79	115	148	0
C7P	17	25	33	0
C8P	5	6	9	0
C9+	12	12	14	0
C5N	0	0	0	0
C6N	0	0	0	0
C7N	0	0	0	0
C8N	3	3	3	0
C6A	0	0	0	0
C7A	0	0	0	0
C8A	0	0	1	0
nC4-nC5	0	0	0	2
unknowns				
Total mnoles	1374	1374	1372	1386

Example 6

iC5—Stir Rate Effect at 700 rpm with [(^tBu)₃P
(Hex)][Al₂Cl₆Br]

[0099] A 300 mL stainless steel autoclave, stainless steel baffle, and 75 mL stainless steel sample cylinder were dried in a 120° C. oven for at least 8 h. The dried autoclave and sample

cylinder were brought into a nitrogen glovebox and allowed to cool to ambient temperature. The autoclave was charged with 50.352 g of [(^tBu)₃P(Hex)][Al₂Cl₆Br], and the autoclave head was attached. To the sample cylinder, 1.453 g of 2-chloro-2-methylpropane, which had previously been dried over activated sieves, was added. The sample cylinder was closed under nitrogen, and both the autoclave and sample cylinder were removed from the glovebox. The autoclave was charged with 112 g of iso-pentane from a pressurized feed charger without displacing the nitrogen present in the autoclave. The iso-pentane passed over a high surface sodium column to remove any water before entering the autoclave. Similarly, the nitrogen used to pressurize the charger and for all other work passed over a separate high surface sodium column. The sample cylinder was charged with 15 g of iso-pentane using the same method described above and attached to the autoclave. The autoclave was heated to 55° C., and the 2-chloro-2-methylpropane/iso-pentane solution in the sample cylinder was added with an over-pressure of nitrogen.

After complete addition, the initial pressure in the autoclave was 115 psi (0.793 MPa), and the autoclave was then set to stir at 700 rpm. The reaction was monitored periodically by GC. In order to analyze the paraffinic layer, the stirring was stopped, and the product was allowed to settle for 5 minutes. An aliquot was sampled directly from the autoclave by opening a valve from the autoclave, passing the paraffinic layer through a SiO₂ column, and then passing it directly into a GC sample loop. The mass ratio of liquid catalyst to iso-pentane was 0.40 and the volume ratio was 0.20. The mass rate of reaction was 47, and the volume rate was 93 after 1.5 h. The results of the run are shown in Tables 3 and 4.

TABLE 3

Disproportionation and Isomerization of iso-Pentane at 55° C., 700 rpm, wt. % of reaction mixture											
t (h)	% Conv.	C3-	iC4	nC4	iC5	nC5	C6P	C7+	i/n	S. Disp.	S. S _{isoparaffin}
1.5	28	0.02	10.35	0.04	72.07	1.94	9.83	5.74	10.5	93	83
2.7	39	0.02	14.84	0.10	61.22	2.82	13.35	7.65	9.5	93	84
4.4	52	0.03	20.18	0.18	47.98	3.66	16.71	11.25	9.1	93	84

TABLE 4

Time (h)	1.5	2.7	4.4	NA
Wt. %	feed			
C3P	0.02	0.02	0.03	0.00
C4P	10.39	14.93	20.35	0.00
C5P	74.02	64.05	51.64	99.86
C6P	9.83	13.34	16.71	0.00
C7P	2.55	3.79	5.53	0.00
C8P	0.82	1.25	1.99	0.00
C9+	1.99	2.17	3.13	0.00
C5N	0.00	0.00	0.00	0.00
C6N	0.00	0.00	0.00	0.00
C7N	0.00	0.01	0.01	0.00
C8N	0.33	0.37	0.51	0.00
C6A	0.00	0.00	0.00	0.00
C7A	0.00	0.00	0.01	0.00
C8A	0.06	0.06	0.09	0.00
nC4-nC5	0.00	0.00	0.00	0.14
unknowns				
mmoles (based on wt. %)				
C3P	0	0	1	0
C4P	179	257	350	0
C5P	1026	888	716	1384
C6P	114	155	194	0
C7P	25	38	55	0
C8P	7	11	17	0
C9+	16	17	24	0
C5N	0	0	0	0
C6N	0	0	0	0
C7N	0	0	0	0
C8N	3	3	5	0
C6A	0	0	0	0
C7A	0	0	0	0

TABLE 4-continued

Time (h)	1.5	2.7	4.4	NA
C8A	1	1	1	0
nC4-nC5	0	0	0	2
unknowns				
Total mmoles	1371	1370	1363	1386

Example 7

iC5—Stir Rate Effect at 1700 rpm with [(ⁿBu)₃P
(Hex)][Al₂Cl₆Br]

[0100] A 300 mL stainless steel autoclave, stainless steel baffle, and 75 mL stainless steel sample cylinder were dried in a 120° C. oven for at least 8 h. The dried autoclave and sample cylinder were brought into a nitrogen glovebox and allowed to cool to ambient temperature. The autoclave was charged with 50.398 g of [(ⁿBu)₃P(Hex)][Al₂Cl₆Br], and the autoclave head was attached. To the sample cylinder 1.453 g of 2-chloro-2-methylpropane, which had previously been dried over activated sieves, was added. The sample cylinder was closed under nitrogen, and both the autoclave and sample cylinder were removed from the glovebox. The autoclave was charged with 106 g of iso-pentane from a pressurized feed charger without displacing the nitrogen present in the autoclave. The iso-pentane passed over a high surface sodium column to remove any water before entering the autoclave. Similarly, the nitrogen used to pressurize the charger and for all other work passed over a separate high surface sodium column. The sample cylinder was charged with 23 g of iso-pentane using the same method described above and attached to the autoclave. The autoclave was heated to 55° C., and the 2-chloro-2-methylpropane/iso-pentane solution in the sample cylinder was added with an over-pressure of nitrogen. After complete addition, the initial pressure in the autoclave was 139 psi (0.958 MPa), and the autoclave was set to stir at 1700 rpm. The reaction was monitored periodically by GC. In order to analyze the paraffinic layer, the stirring was stopped, and the product was allowed to settle for 5 minutes. An aliquot was sampled directly from the autoclave by opening a valve from the autoclave, passing the paraffinic layer through a SiO₂ column, and then passing it directly into a GC sample loop. The mass ratio of liquid catalyst to iso-pentane was 0.40 and the volume ratio was 0.20. The mass rate of reaction was 41, and the volume rate was 82 after 2.5 h. The results of the run are shown in Tables 5 and 6.

TABLE 5

Disproportionation and Isomerization of iso-Pentane at 55° C., 1700 rpm, wt. % of reaction mixture											
t (h)	% Conv.	C3-	iC4	nC4	iC5	nC5	C6P	C7+	i/n	S. Disp.	S. S _{isoparaffin}
2.5	41	0.01	15.70	0.13	58.64	2.94	14.48	8.09	9.6	93	84
3.7	49	0.02	19.55	0.19	50.66	3.51	16.73	9.34	9.3	93	85

TABLE 6

Time (h)	2.5	3.7	NA
Wt. %	feed		
C3P	0.01	0.02	0.00
C4P	15.83	19.74	0.00
C5P	61.58	54.17	99.86
C6P	14.48	16.73	0.00
C7P	4.06	4.97	0.00
C8P	1.31	1.59	0.00
C9+	2.30	2.33	0.00
C5N	0.00	0.00	0.00
C6N	0.00	0.00	0.00
C7N	0.01	0.00	0.00
C8N	0.36	0.39	0.00
C6A	0.00	0.00	0.00
C7A	0.00	0.01	0.00
C8A	0.06	0.07	0.00
nC4-nC5	0.00	0.00	0.14
unknowns			
mmoles (based on wt. %)			
C3P	0	0	0
C4P	272	340	0
C5P	854	751	1384
C6P	168	194	0
C7P	41	50	0
C8P	11	14	0
C9+	18	18	0
C5N	0	0	0
C6N	0	0	0
C7N	0	0	0
C8N	3	3	0
C6A	0	0	0
C7A	0	0	0
C8A	1	1	0
nC4-nC5	0	0	2
unknowns			
Total mmoles	1368	1371	1386

Example 8

iC5—Stir Rate at 700 rpm with [(^tBu)₃P(Hex)]
[Al₂Cl₆Br] in Hastelloy C Autoclave at 55° C.

[0101] A 300 mL Hastelloy C autoclave, Hastelloy C baffle, and 75 mL stainless steel sample cylinder were dried in a 120° C. oven for at least 8 h. The dried autoclave and sample cylinder were brought into a nitrogen glovebox and allowed to cool to ambient temperature. The autoclave was charged with 50.416 g of [(^tBu)₃P(Hex)][Al₂Cl₆Br], and the autoclave head was attached. To the sample cylinder 1.422 g of 2-chloro-2-methylpropane, which had previously been dried over activated sieves, was added. The sample cylinder was closed under nitrogen, and both the autoclave and sample cylinder were removed from the glovebox. The autoclave was charged with 114 g of iso-pentane from a pressurized feed charger without displacing the nitrogen present in the autoclave. The iso-pentane passed over a high surface sodium column to remove any water before entering the autoclave. Similarly, the nitrogen used to pressurize the charger and for all other work passed over a separate high surface sodium column. The sample cylinder was charged with 16 g of iso-pentane using the same method described above and attached to the autoclave. The autoclave was heated to 55° C., and the 2-chloro-2-methylpropane/iso-pentane solution in the sample cylinder was added with an over-pressure of nitrogen. After complete addition, the initial pressure in the autoclave was 140 psi (0.965 MPa), and the autoclave was set to stir at 700 rpm. The reaction was monitored periodically by GC. In order to analyze the paraffinic layer, the stirring was stopped, and the product was allowed to settle for 5 minutes. An aliquot was sampled directly from the autoclave by opening a valve from the autoclave, passing the paraffinic layer through a SiO₂ column, and then passing it directly into a GC sample loop. The mass ratio of liquid catalyst to iso-pentane was 0.40 and the volume ratio was 0.20. The mass rate of reaction was 70, and the volume rate was 140 after 0.5 h. The results of the run are shown in Tables 7 and 8.

TABLE 7

Disproportionation and Isomerization of iso-Pentane at 55° C., 700 rpm, Hastelloy C autoclave, wt. % of reaction mixture											
t (h)	% Conv.	C3-	iC4	nC4	iC5	nC5	C6P	C7+	i/n	S. Disp.	S. S _{isoparaffin}
0.5	14	0.00	5.04	0.01	85.85	0.94	4.98	3.16	11.4	93	82
2.8	38	0.14	14.04	0.11	62.48	3.13	12.89	7.08	8.1	92	83
4.5	54	0.03	20.70	0.25	46.32	4.41	16.82	11.45	7.6	92	82

TABLE 8

Time (h)	0.5	2.8	4.5	NA
Wt. %				feed
C3P	0.00	0.14	0.03	0.00
C4P	5.05	14.16	20.94	0.00
C5P	86.79	65.61	50.73	99.86
C6P	4.99	12.88	16.83	0.00
C7P	1.19	3.60	5.73	0.00
C8P	0.38	1.15	2.05	0.00
C9+	1.30	2.07	3.08	0.00
C5N	0.00	0.00	0.00	0.00
C6N	0.00	0.00	0.00	0.00
C7N	0.00	0.01	0.01	0.00
C8N	0.25	0.33	0.50	0.00
C6A	0.00	0.00	0.00	0.00
C7A	0.00	0.00	0.01	0.00
C8A	0.02	0.03	0.05	0.00
nC4-nC5 unknowns	0.00	0.00	0.00	0.14
mmoles (based on wt. %)				
C3P	0	3	1	0
C4P	87	244	360	0
C5P	1203	909	703	1384
C6P	58	150	195	0
C7P	12	36	57	0
C8P	3	10	18	0
C9+	10	16	24	0
C5N	0	0	0	0
C6N	0	0	0	0
C7N	0	0	0	0
C8N	2	3	4	0
C6A	0	0	0	0
C7A	0	0	0	0

TABLE 8-continued

Time (h)	0.5	2.8	4.5	NA
C8A	0	0	1	0
nC4-nC5 unknowns	0	0	0	2
Total mmoles	1375	1371	1364	1386

Example 9

iC5—Stir Rate at 700 rpm with [1-Butyl-1-methylimidazolium][Al₂Cl₇] at 55° C. in a Hastelloy C Autoclave

[0102] A 300 mL Hastelloy C autoclave, Hastelloy C baffle, and 75 mL stainless steel sample cylinder were dried in a 120° C. oven for at least 8 h. The dried autoclave and sample cylinder were brought into a nitrogen glovebox and allowed to cool to ambient temperature. The autoclave was charged with 55.310 g of [1-butyl-1-methylimidazolium][Al₂Cl₇], and the autoclave head was attached. To the sample cylinder 2.311 g of 2-chloro-2-methylpropane, which had previously been dried over activated sieves, was added. The sample cylinder was closed under nitrogen, and both the autoclave and sample cylinder were removed from the glovebox. The autoclave was charged with 111 g of iso-pentane from a pressurized feed charger without displacing the nitrogen present in the autoclave. The iso-pentane passed over a high surface sodium column to remove any water before entering the autoclave. Similarly, the nitrogen used to pressurize the charger and for all other work passed over a separate high surface sodium column. The sample cylinder was charged with 28 g of iso-pentane using the same method described above and attached to the autoclave. The autoclave was heated to 55° C., and the 2-chloro-2-methylpropane/iso-pentane solution in the sample cylinder was added with an over-pressure of nitrogen. After complete addition, the initial pressure in the autoclave was 150 psi (1.034 MPa), and the autoclave was set to stir at 700 rpm. The reaction was monitored periodically by GC. In order to analyze the paraffinic layer, the stirring was stopped, and the product was allowed to settle for 5 minutes. An aliquot was sampled directly from the autoclave by opening a valve from the autoclave, passing the paraffinic layer through a SiO₂ column, and then passing it directly into a GC sample loop. The mass ratio of liquid catalyst to iso-pentane was 0.41 and the volume ratio was 0.20. The mass rate of reaction was 150, and the volume rate was 310 after 0.6 h. The results of the run are shown in Tables 9 and 10.

TABLE 9

Disproportionation and Isomerization of iso-Pentane at 55° C., 700 rpm, with [1-butyl-3-methylimidazolium][Al ₂ Cl ₇] in a Hastelloy C autoclave, wt. % of reaction mixture											
t (h)	% Conv.	C3-	iC4	nC4	iC5	nC5	C6P	C7+	i/n	S. Disp.	S. S _{isoparaffin}
0.6	37	0.01	13.86	0.08	62.83	3.11	11.50	8.59	8.2	92	80
1.7	69	0.04	27.55	0.56	31.04	5.47	18.18	17.15	6.9	92	80
2.9	75	0.07	31.33	1.10	24.52	5.47	18.13	19.38	6.6	93	79
4.5	76	0.09	32.31	1.56	23.41	5.34	18.37	18.90	6.4	93	80

TABLE 10

Time (h)	0.6	1.7	2.9	4.5	NA
Wt. %					feed
C3P	0.01	0.04	0.07	0.09	0.00
C4P	13.95	28.12	32.44	33.88	0.00
C5P	65.94	36.51	29.98	28.75	99.86
C6P	11.50	18.17	18.12	18.38	0.00
C7P	3.68	7.80	8.61	8.65	0.00
C8P	1.37	3.36	4.18	4.25	0.00
C9+	3.01	5.09	5.43	5.09	0.00
C5N	0.00	0.00	0.00	0.00	0.00
C6N	0.00	0.00	0.00	0.00	0.00
C7N	0.01	0.01	0.01	0.01	0.00
C8N	0.45	0.84	0.93	0.86	0.00
C6A	0.00	0.00	0.00	0.00	0.00
C7A	0.00	0.03	0.04	0.04	0.00
C8A	0.08	0.06	0.23	0.06	0.00
nC4-nC5 unknowns	0.00	0.00	0.00	0.00	0.14
mmoles (based on wt. %)					
C3P	0	1	2	2	0
C4P	240	484	558	583	0
C5P	914	506	416	398	1384
C6P	133	211	210	213	0
C7P	37	78	86	86	0
C8P	12	29	37	37	0
C9+	23	40	42	40	0
C5N	0	0	0	0	0
C6N	0	0	0	0	0
C7N	0	0	0	0	0
C8N	4	7	8	8	0
C6A	0	0	0	0	0

C. oven for at least 8 h. The dried autoclave and sample cylinder were brought into a nitrogen glovebox and allowed to cool to ambient temperature. The autoclave was charged with 50.419 g of $[(^t\text{Bu})_3\text{P}(\text{Hex})][\text{Al}_2\text{Cl}_6\text{Br}]$, and the autoclave head was attached. To the sample cylinder 3.680 g of 2-chloro-2-methylpropane, which had previously been dried over activated sieves, was added. The sample cylinder was closed under nitrogen, and both the autoclave and sample cylinder were removed from the glovebox. The autoclave was charged with 102 g of iso-pentane from a pressurized feed charger without displacing the nitrogen present in the autoclave. The iso-pentane passed over a high surface sodium column to remove any water before entering the autoclave. Similarly, the nitrogen used to pressurize the charger and for all other work passed over a separate high surface sodium column. The sample cylinder was charged with 15 g of iso-pentane using the same method described above and then attached to the autoclave. The autoclave was heated to 95°C., and the 2-chloro-2-methylpropane/iso-pentane solution in the sample cylinder was added with an over-pressure of nitrogen. After complete addition, the initial pressure in the autoclave was 165 psi (1.138 MPa), and the autoclave was set to stir at 1700 rpm. The reaction was monitored periodically by GC. In order to analyze the paraffinic layer, the stirring was stopped, and the product was allowed to settle for 5 minutes. An aliquot was sampled directly from the autoclave by opening a valve from the autoclave, passing the paraffinic layer through a SiO₂ column, and then passing it directly into a GC sample loop. The mass ratio of liquid catalyst to iso-pentane was 0.46 and the volume ratio was 0.23. The mass rate of reaction was 260, and the volume rate was 520 after 0.6 h. The results of the run are shown in Tables 11 and 12.

TABLE 11

Disproportionation and Isomerization of iso-Pentane at 95°C., wt. % of reaction mixture													
t (h)	% Conv.	C3-	iC4	nC4	iC5	nC5	C6P	C7+	i/n	S. Disp.	S _{isoparaffin}	RON	RVP (psi)
0.6	72	0.37	27.78	1.72	28.32	4.2	16.21	21.36	6.3	94	73	80.0	12.5
1.8	76	0.82	31.73	3.91	23.66	5.4	17.15	17.29	4.6	93	76	77.6	12.3
3.1	77	1.05	31.50	5.12	23.14	5.71	17.1	16.38	4.0	92	74	ND	ND
4.6	77	1.21	31.56	6.14	22.79	5.90	16.91	15.42	3.7	92	73	ND	ND

TABLE 10-continued

Time (h)	0.6	1.7	2.9	4.5	NA
C7A	0	0	0	0	0
C8A	1	1	2	1	0
nC4-nC5 unknowns	0	0	0	0	2
Total mmoles	1365	1357	1361	1368	1386

TABLE 12

Time (h)	0.6	1.8	3.1	4.6	NA
Wt. %					feed
C3P	0.37	0.82	1.05	1.21	0.00
C4P	29.50	35.64	36.62	37.70	0.00
C5P	32.51	29.06	28.85	28.69	99.86
C6P	16.22	17.16	17.10	16.91	0.00
C7P	7.66	8.19	7.96	7.56	0.00
C8P	3.42	3.88	3.79	3.57	0.00
C9+	9.74	4.63	4.04	3.81	0.00
C5N	0.00	0.00	0.00	0.00	0.00
C6N	0.00	0.00	0.00	0.00	0.00
C7N	0.01	0.02	0.02	0.02	0.00
C8N	0.51	0.56	0.53	0.48	0.00
C6A	0.00	0.00	0.00	0.00	0.00
C7A	0.04	0.04	0.04	0.03	0.00
C8A	0.01	0.02	0.02	0.02	0.00

Example 10

iC5 $[(^t\text{Bu})_3\text{P}(\text{Hex})][\text{Al}_2\text{Cl}_6\text{Br}]$ in Hastelloy C Autoclave at 95°C.

[0103] A 300 mL Hastelloy C autoclave, Hastelloy C baffle, and 75 mL stainless steel sample cylinder were dried in a 120°

TABLE 12-continued

Time (h)	0.6	1.8	3.1	4.6	NA
nC4-nC5 unknowns	0.00	0.00	0.00	0.00	0.14
mmoles (based on wt. %)					
C3P	8	19	24	27	0
C4P	508	613	630	649	0
C5P	451	403	400	398	1384
C6P	188	199	198	196	0
C7P	76	82	79	75	0
C8P	30	34	33	31	0
C9+	76	36	31	30	0
C5N	0	0	0	0	0
C6N	0	0	0	0	0
C7N	0	0	0	0	0
C8N	5	5	5	4	0
C6A	0	0	0	0	0
C7A	0	0	0	0	0
C8A	0	0	0	0	0

clave. The n-pentane passed over a high surface sodium column to remove any water before entering the autoclave. Similarly, the nitrogen used to pressurize the charger and for all other work passed over a separate high surface sodium column. The sample cylinder was charged with 15 g of n-pentane using the same method described above and then attached to the autoclave. The autoclave was heated to 95° C., and the 2-chloro-2-methylpropane/n-pentane solution in the sample cylinder was added with an over-pressure of nitrogen. After complete addition, the initial pressure in the autoclave was 160 psi (1.103 MPa), and the autoclave was then set to stir at 1700 rpm. The reaction was monitored periodically by GC. In order to analyze the paraffinic layer, the stirring was stopped, and the product was allowed to settle for 5 minutes. An aliquot was sampled directly from the autoclave by opening a valve from the autoclave, passing the paraffinic layer through a SiO₂ column, and then passing it directly into a GC sample loop. The mass ratio of liquid catalyst to n-pentane was 0.46 and the volume ratio was 0.24. The mass rate of reaction was 130, and the volume rate was 240 after 1 h. The results of the run are shown in Tables 13 and 14.

TABLE 13

Disproportionation and Isomerization of n-Pentane at 95° C., wt. % of reaction mixture												
t (h)	% Conv.	C3-	iC4	nC4	iC5	nC5	C6P	C7+	i/n	S. Disp.	S _{isoparaffin}	S _{iso-isom}
1.0	59	0.42	18.63	1.71	19.46	41.34	10.27	8.14	16.9	67	90	33
2.2	70	0.94	22.7	3.08	20.83	29.43	12.54	10.30	12.1	70	87	30
3.5	76	0.91	25.1	4.06	21.56	23.72	13.57	11.03	10.4	72	86	28
4.8	80	1.05	26.39	4.78	21.83	20.06	14.26	11.63	9.4	73	86	27
8.0	85	1.35	27.64	6.10	21.68	14.82	14.78	12.84	8.0	74	83	25

TABLE 12-continued

Time (h)	0.6	1.8	3.1	4.6	NA
nC4-nC5 unknowns	0	0	0	0	2
Total mmoles	1343	1391	1402	1411	1386

TABLE 14

Time (h)	1.0	2.2	3.5	4.8	8.0	NA
Wt. %						
feed						
C3P	0.42	0.94	0.91	1.05	1.35	0.00
C4P	20.35	25.78	29.16	31.17	33.74	0.00
C5P	60.81	50.26	45.28	41.90	36.50	99.60
C6P	10.27	12.55	13.59	14.25	14.78	0.00
C7P	4.17	5.17	5.67	5.96	6.24	0.00
C8P	1.63	2.11	2.40	2.57	2.82	0.00
C9+	2.02	2.71	2.58	2.67	4.10	0.00
C5N	0.00	0.00	0.00	0.00	0.00	0.00
C6N	0.00	0.00	0.00	0.00	0.00	0.00
C7N	0.01	0.02	0.02	0.02	0.02	0.00
C8N	0.26	0.32	0.36	0.38	0.41	0.00
C6A	0.00	0.00	0.00	0.00	0.00	0.00
C7A	0.01	0.02	0.02	0.02	0.02	0.00
C8A	0.06	0.13	0.03	0.03	0.04	0.00
nC4-nC5 unknowns	0.00	0.00	0.00	0.00	0.00	0.34
nC5-nC6 unknowns	0.00	0.00	0.00	0.00	0.00	0.05
mmoles (based on wt. %)						
C3P	10	21	21	24	31	0
C4P	350	444	502	536	580	0
C5P	843	697	628	581	506	1380
C6P	119	146	158	165	172	0
C7P	42	52	57	59	62	0
C8P	14	18	21	23	25	0
C9+	16	21	20	21	32	0
C5N	0	0	0	0	0	0

Example 11

nC5 with [(ⁿBu)₃P(Hex)][Al₂Cl₆Br] at 95° C. in a Hastelloy C Autoclave

[0104] A 300 mL Hastelloy C autoclave, Hastelloy C baffle, and 75 mL stainless steel sample cylinder were dried in a 120° C. oven for at least 8 h. The dried autoclave and sample cylinder were brought into a nitrogen glovebox and allowed to cool to ambient temperature. The autoclave was charged with 50.409 g of [(ⁿBu)₃P(Hex)][Al₂Cl₆Br], and the autoclave head was attached. To the sample cylinder 3.679 g of 2-chloro-2-methylpropane, which had previously been dried over activated sieves, was added. The sample cylinder was closed under nitrogen, and both the autoclave and sample cylinder were removed from the glovebox. The autoclave was charged with 102 g of n-pentane from a pressurized feed charger without displacing the nitrogen present in the auto-

TABLE 14-continued

Time (h)	1.0	2.2	3.5	4.8	8.0	NA
C6N	0	0	0	0	0	0
C7N	0	0	0	0	0	0

was sampled directly from the autoclave by opening a valve from the autoclave, passing the paraffinic layer through a SiO₂ column, and then passing it directly into a GC sample loop. The mass ratio of liquid catalyst to n-pentane was 0.44 and the volume ratio was 0.21. The mass rate of reaction was 220, and the volume rate was 450 after 0.6 h. The results of the run are shown in Tables 15 and 16.

TABLE 15

Disproportionation and Isomerization of n-Pentane at 95° C. with [1-butyl-1-methylpyrrolidinium][Al ₂ Cl ₇], wt. % of reaction mixture														
t (h)	% Conv.	C3-	iC4	nC4	iC5	nC5	C6P	C7+	i/n	S. Disp.	S _{isoparaffin}	S _{iso-isom}	RON	RVP (psi)
0.6	57	0.49	18.16	2.44	18.55	42.87	10.02	7.48	13.0	68	89	32	ND	ND
1.9	84	1.22	28.59	5.73	22.01	15.60	14.75	12.00	8.7	74	85	26	76.1	13.5
3.2	89	1.70	30.42	7.70	21.66	10.57	15.38	12.54	7.1	76	83	24	77.1	13.2
4.4	91	1.96	30.79	8.72	21.31	9.06	15.51	12.65	6.5	76	81	23	77.4	13.0

TABLE 14-continued

Time (h)	1.0	2.2	3.5	4.8	8.0	NA
C8N	2	3	3	3	4	0
C6A	0	0	0	0	0	0
C7A	0	0	0	0	0	0
C8A	1	1	0	0	0	0
nC4-nC5	0	0	0	0	0	5
unknowns						
nC5-nC6	0	0	0	0	0	1
unknowns						
Total mmoles	1396	1403	1409	1413	1412	1386

TABLE 16

Time (h)	0.6	1.9	3.2	4.4	NA
Wt. %					feed
C3P	0.49	1.22	1.70	1.96	0.00
C4P	20.60	34.32	38.12	39.51	0.00
C5P	61.41	37.61	32.23	30.37	99.60
C6P	10.02	14.76	15.39	15.50	0.00
C7P	3.93	6.04	6.24	6.25	0.00
C8P	1.52	2.64	2.85	2.89	0.00
C9+	1.71	2.97	3.00	3.05	0.00
C5N	0.00	0.00	0.00	0.00	0.00
C6N	0.00	0.00	0.00	0.00	0.00
C7N	0.01	0.01	0.02	0.02	0.00
C8N	0.25	0.39	0.41	0.41	0.00
C6A	0.00	0.00	0.00	0.00	0.00
C7A	0.01	0.02	0.02	0.02	0.00
C8A	0.04	0.01	0.02	0.02	0.00
nC4-nC5	0.00	0.00	0.00	0.00	0.34
unknowns					
nC5-nC6	0.00	0.00	0.00	0.00	0.05
unknowns					
mmoles (based on wt. %)					
C3P	11	28	39	44	0
C4P	354	591	656	680	0
C5P	851	521	447	421	1380
C6P	116	171	179	180	0
C7P	39	60	62	62	0
C8P	13	23	25	25	0
C9+	13	23	23	24	0
C5N	0	0	0	0	0
C6N	0	0	0	0	0
C7N	0	0	0	0	0
C8N	2	4	4	4	0
C6A	0	0	0	0	0
C7A	0	0	0	0	0
C8A	0	0	0	0	0

Example 12

nC5 with [1-butyl-1-methylpyrrolidinium][Al₂Cl₇] at 95° C.

[0105] A 300 mL Hastelloy C autoclave, Hastelloy C baffle, and 75 mL stainless steel sample cylinder were dried in a 120° C. oven for at least 8 h. The dried autoclave and sample cylinder were brought into a nitrogen glovebox and allowed to cool to ambient temperature. The autoclave was charged with 52.795 g of [1-butyl-1-methylpyrrolidinium][Al₂Cl₇] and the autoclave head was attached. To the sample cylinder 5.24 g of 2-chloro-2-methylpropane, which had previously been dried over activated sieves, was added. The sample cylinder was closed under nitrogen, and both the autoclave and sample cylinder were removed from the glovebox. The autoclave was charged with 98 g of n-pentane from a pressurized feed charger without displacing the nitrogen present in the autoclave. The n-pentane passed over a high surface sodium column to remove any water before entering the autoclave. Similarly, the nitrogen used to pressurize the charger and for all other work passed over a separate high surface sodium column. The sample cylinder was charged with 33 g of n-pentane using the same method described above and attached to the autoclave. The autoclave was heated to 95° C., and the 2-chloro-2-methylpropane/n-pentane solution in the sample cylinder was added with an over-pressure of nitrogen. After complete addition, the initial pressure in the autoclave was 260 psi (1.793 MPa), and the autoclave was set to stir at 1700 rpm. The reaction was monitored periodically by GC. In order to analyze the paraffinic layer, the stirring was stopped, and the product was allowed to settle for 5 minutes. An aliquot

TABLE 16-continued

Time (h)	0.6	1.9	3.2	4.4	NA
nC4-nC5 unknowns	0	0	0	0	5

layer through a SiO₂ column, and into a sample cylinder. The sample cylinder was then charged to about 300 psi using nitrogen prior to offline analysis. The mass ratio of liquid catalyst to n-heptane was 0.36 and the volume ratio was 0.20. The mass rate of reaction was 2, and the volume rate was 3 after 45 h. The results of the run are shown in Table 17 and were determined using the UOP980 method offline.

TABLE 17

Disproportionation and Isomerization of n-heptane at 55-80° C., 1700 rpm, with [(ⁿ Bu) ₃ P(Hex)][Al ₂ Cl ₆ Br] in a Hastelloy C autoclave, wt. % of reaction mixture														
t (h)	% Conv.	C3-	iC4	nC4	iC5	nC5	C6P	nC7	C7P	C8P	Heavies	i/n	S. Disp.	S. Isom. C7P
0.0 (feed)	NA	0.00	0.00	0.00	0.04	0.00	0.00	99.25	99.55	0.00		NA	NA	NA
45	26	0.07	3.90	0.14	3.31	0.16	2.89	73.44			15.14			

TABLE 16-continued

Time (h)	0.6	1.9	3.2	4.4	NA
nC5-nC6 unknowns	0	0	0	0	1
Total mmoles	1402	1421	1435	1441	1386

Example 14

nC7—Stir Rate at 1700 rpm with [1-Butyl-1-methylimidazolium][Al₂Cl₇] at 95° C. in a Hastelloy C Autoclave

Example 13

nC7—Stir Rate at 1700 rpm with [(ⁿBu)₃P(Hex)][Al₂Cl₆Br] at 55° C.-80° C. in a Hastelloy C Autoclave

[0106] A 300 mL Hastelloy C autoclave, Hastelloy C baffle, and 75 mL stainless steel sample cylinder were dried in a 110° C. oven for at least 8 h. The dried autoclave and sample cylinder were brought into a nitrogen glovebox and allowed to cool to ambient temperature. The autoclave was charged with 50.425 g of [(ⁿBu)₃P(Hex)][Al₂Cl₆Br], 201 mL of n-heptane (pre-dried by storing over activated 3A MS for several days) and then the autoclave head was attached. The sample cylinder was charged with 8.833 g of a 82.29 wt. % n-heptane and 17.71 wt. % 2-chloro-2-methylpropane mixture, both of which had previously been dried over activated sieves. The sample cylinder was closed under nitrogen, and both the autoclave and sample cylinder were removed from the glovebox. The autoclave was heated to 55° C., and then the 2-chloro-2-methylpropane/n-heptane solution in the sample cylinder was added with an over-pressure of nitrogen. The nitrogen used to provide this overpressure was passed over a high surface sodium column. After complete addition, the initial pressure in the autoclave was 340 psi (2.34 MPa), and the autoclave was set to stir at 1700 rpm. The reaction was monitored by GC. In order to analyze the paraffinic layer, the stirring was stopped, and the product was allowed to settle for 5 minutes. An aliquot was sampled directly from the autoclave by opening a valve from the autoclave, passing the paraffinic layer through a Sift column, and then passing it directly into a GC sample loop. After about 24 h, the temperature was increased to 80° C. At the end of the reaction (45 h), an aliquot was sampled directly from the autoclave by opening a valve from the autoclave, passing the paraffinic

[0107] A 300 mL Hastelloy C autoclave, Hastelloy C baffle, and 50 mL stainless steel sample cylinder were dried in a 110° C. oven for at least 5 h and then placed in a glovebox antechamber and evacuated over night. The autoclave and sample cylinder were then brought into a nitrogen glovebox. The autoclave was charged with 55.335 g of [1-butyl-1-methylimidazolium][Al₂Cl₇], 211 mL of n-heptane (pre-dried by storing over activated 3A MS for at least 1 week) and then the autoclave head was attached. The sample cylinder was charged with 15.358 g of a 62.30 wt. % n-heptane and 37.70 wt. % 2-chloro-2-methylpropane mixture, both of which had previously been dried over activated sieves. The sample cylinder was closed under nitrogen, and both the autoclave and sample cylinder were removed from the glovebox. The autoclave was heated to 95° C., and then the 2-chloro-2-methylpropane/n-heptane solution in the sample cylinder was added with an over-pressure of nitrogen. The nitrogen used to provide this overpressure was passed over a high surface sodium column. After complete addition, the initial pressure in the autoclave was 280 psi (1.93 MPa), and the autoclave was set to stir at 1700 rpm. The reaction was monitored by GC. In order to analyze the paraffinic layer, the stirring was stopped, and the product was allowed to settle for 5 minutes. An aliquot was sampled directly from the autoclave by opening a valve from the autoclave, passing the paraffinic layer through a SiO₂ column, and then passing it directly into a GC sample loop. The mass ratio of liquid catalyst to n-heptane was 0.40 and the volume ratio was 0.21. The mass rate of reaction was 110, and the volume rate was 210 after 1 h. The results of the run are shown in Tables 18 and 19 and were determined using the UOP690 method. Alternatively, the aliquot could be introduced to a sample cylinder, after passing through the SiO₂ column, and analyzed offline. If this method was used, after introduction of the sample to the sample cylinder, the cylinder would then be charged to about 300 psi using nitrogen prior to offline analysis and analyzed using the UOP980 method.

TABLE 18

Disproportionation and Isomerization of n-heptane at 95° C., 1700 rpm, with [1-butyl-3-methylimidazolium][Al ₂ Cl ₇] in a Hastelloy C autoclave, wt. % of reaction mixture															
t (h)	% Conv.	C3-	iC4	nC4	iC5	nC5	C6P	nC7	C7P	C8P	nC8-nC10	C10+	i/n	S. Disp. S _{iso-isom}	
0.0 (feed)	NA	0.00	0.00	0.00	0.04	0.00	0.00	99.25	99.55	0.00			NA	NA	NA
1.0	44	0.58	7.63	0.89	7.58	0.77	7.06		66.21	3.26	3.07	2.43	15	77	22

TABLE 19

Time (h)	1.0	NA
Wt. %	Feed	
C3P	0.58	0.00
C4P	8.52	0.00
C5P	8.35	0.04
C6P	7.06	0.00
C7P	66.21	99.55
C8P	3.26	0.00
C9P	1.62	0.00
C10P	1.40	0.00
C10+	2.43	0.00
C5N	0.00	0.00
C6N	0.00	0.01
C7N	0.03	0.40
C8N	0.40	0.00
C6A	0.00	0.00
C7A	0.06	0.00
C8A	0.04	0.00
nC4-nC5	0.00	
nC5-nC6	0.00	0.00
unknowns		
mmoles (based on wt. %)		
C3P	13	0
C4P	147	0
C5P	116	1
C6P	82	0
C7P	661	993
C8P	29	0
C9P	13	0
C10P	10	0
C10+	16	0
C5N	0	0
C6N	0	0
C7N	0	4
C8N	4	0
C6A	0	0
C7A	1	0
C8A	0	0
nC4-nC5	0	
nC5-nC6	0	0
unknowns		
Total mmoles	1090	998

Example 15

nC₆—Stir Rate at 1700 rpm with [1-butyl-3-methylimidazolium][Al₂Cl₇] in Hastelloy B Autoclave at 100° C.

[0108] A 300 mL Hastelloy B autoclave equipped with a Hastelloy B baffle, and a 50 mL stainless steel sample cylinder were dried in a 110° C. oven for at least 8 h. The dried autoclave and sample cylinder were then brought into a nitrogen glovebox. The autoclave was charged with 38.34 g of [1-butyl-3-methylimidazolium][Al₂Cl₇] and 129.4 g of n-hexane, which had previously been dried over activated 3 A molecular sieves, and the autoclave head was attached. The 50 mL sample cylinder was then charged with 4.02 g of 2-chloro-2-methylpropane, which had previously been dried over activated 3 A molecular sieves, and 10.0 g of the n-hexane feed. The sample cylinder was closed under nitrogen, and both the autoclave and the sample cylinder were removed from the glovebox. The composition of the n-hexane feed is listed in Table 20, entry 1. The autoclave was then heated to 100° C. with stirring at 300 rpm for 29 minutes followed by stirring at 93 rpm for 30 minutes until the reaction temperature was reached. After this point, the reaction mixture was at 100° C. and an aliquot was removed for analysis to determine the extent of conversion during the heating process in the absence of added 2-chloro-2-methylpropane. The aliquot was removed directly from the autoclave by opening a valve from the autoclave, passing the paraffinic layer through a SiO₂ column, and then directly into a 75 mL stainless steel sample cylinder. The sample cylinder was pressurized with >300 psi (2.07 MPa) nitrogen. The aliquot was measured on the same GC using the same analytical method described below for the subsequent time points listed below (entry 2, Table 20). After the aliquot removal, stirring was stopped, and the 2-chloro-2-methylpropane/n-hexane solution in the sample cylinder was added with an over-pressure of nitrogen. The nitrogen used to pressurize the charger and for all other work passed over a separate high surface sodium column. Once the addition was complete, stirring was set to 1700 rpm. Initially, the temperature decreased to 96° C. after 6 minutes of stirring, and the pressure was 340 psi (2.34 MPa) within the autoclave. After 6 minutes of reaction, the reaction mixture was analyzed by GC (entry 3, Table 20). During the course of the reaction, the reaction mixture was periodically analyzed online by GC. The pressure within the autoclave varied from 320-340 psi (2.21 to 2.34 MPa) at 100° C. during the course of the reaction. In order to analyze the paraffinic layer, the stirring was stopped, and the product was allowed to settle for 5 minutes. An aliquot was sampled directly from the autoclave by opening a valve from the autoclave, passing the paraffinic layer through a SiO₂ column, and then passing it directly into a GC sample loop. The GC method employed was UOP690. The mass ratio of liquid catalyst to hydrocarbon feed was 0.30 and the volume ratio was 0.15 using the following densities: 1.34 g/mL for the liquid catalyst and 0.659 g/mL for n-hexane. The mass reaction rate was 700, and the volume reaction rate was 1400 after 0.1 h.

TABLE 20

Disproportionation and isomerization of n-hexane at 100° C., 1700 rpm, with [1-butyl-3-methylimidazolium][Al ₂ Cl ₇] in a Hastelloy B autoclave, wt. % of feed and reaction mixture																		
Entry	time (h)	C3P	C4P	C5P	nC6	iC6	C7P	C8P	C7N	C8N	C8A	nC4-nC5 ^a	nC5-nC6 ^a	nC6-nC7 ^a	nC7-nC8 ^a	nC8-nC9 ^a	nC9-nC10 ^a	nC10+ ^a
1	NA	0.00	0.00	0.00	98.02	1.34	0.60	0.00	0.00	0.00	0.00	0.03	0.00	0.00	0.00	0.00	0.00	0.01
2	0.0 ^b	0.02	0.44	0.52	95.51	2.66	0.69	0.06	0.02	0.02	0.01	0.00	0.00	0.00	0.00	0.01	0.01	0.02
3	0.1	0.21	3.84	4.94	75.53	9.83	3.03	0.44	0.22	0.34	0.05	0.00	0.00	0.00	0.22	0.42	0.38	0.47
4	1.2	0.73	12.20	13.33	45.08	14.92	6.62	1.63	0.57	0.80	0.09	0.02	0.00	0.00	0.00	1.32	1.12	1.55
5	4.0	0.80	13.26	14.58	38.16	15.80	7.95	2.22	0.62	1.08	0.12	0.00	0.00	0.02	0.00	1.79	1.48	2.07

^aUnknowns within these ranges and^bComposition of the feed at 100° C. prior to adding tBuCl/n-hexane feed

[0109] While at least one exemplary embodiment has been presented in the foregoing detailed description of the invention, it should be appreciated that a vast number of variations exist. It should also be appreciated that the exemplary embodiment or exemplary embodiments are only examples, and are not intended to limit the scope, applicability, or configuration of the invention in any way. Rather, the foregoing detailed description will provide those skilled in the art with a convenient road map for implementing an exemplary embodiment of the invention. It being understood that various changes may be made in the function and arrangement of elements described in an exemplary embodiment without departing from the scope of the invention as set forth in the appended claims.

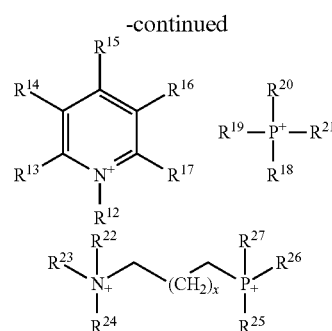
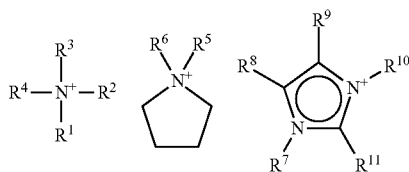
What is claimed is:

1. A hydrocarbon conversion process comprising:

isomerizing a hydrocarbon feed comprising normal C₆ alkane or branched C₆ alkane by contacting the hydrocarbon feed with a liquid catalyst in a reaction zone under isomerization conditions to form a product mixture comprising at least about 5 wt % branched C₆ alkanes if the hydrocarbon feed was the normal C₆ alkane or at least about 2 wt % normal C₆ alkanes if the hydrocarbon feed was the branched C₆ alkane in 1 hr based on the normal C₆ alkane or branched C₆ alkane in the hydrocarbon feed, wherein the liquid catalyst comprises an unsupported ionic liquid and a carbocation promoter comprising a haloalkane, and wherein a mass ratio of liquid catalyst to hydrocarbon feed is less than 0.75:1.

2. The process of claim 1 wherein the ionic liquid comprises an organic cation and an anion.

3. The process of claim 2 wherein the organic cation is selected from the group consisting of:



where R¹-R²⁷ are independently selected from C₁-C₂₀ hydrocarbons, C₁-C₂₀ hydrocarbon derivatives, halogens, and H, and x=1-4, or combinations thereof.

4. The process of claim 2 wherein the anion is derived from halides, sulfates, bisulfates, nitrates, sulfonates, fluoroalkanesulfonates, or combinations thereof.

5. The process of claim 2 wherein the anion is selected from the group consisting of AlCl₄⁻, Al₂Cl₇⁻, Al₃Cl₁₀⁻, AlCl₃Br⁻, Al₂Cl₆Br⁻, Al₃Cl₉Br⁻, AlBr₄⁻, Al₂Br₇⁻, Al₃Br₁₀⁻, GaCl₄⁻, Ga₂Cl₇⁻, Ga₃Cl₁₀⁻, GaCl₃Br⁻, Ga₂Cl₆Br⁻, Ga₃Cl₉Br⁻, CuCl₂⁻, Cu₂Cl₃⁻, Cu₃Cl₄⁻, ZnCl₃⁻, FeCl₃⁻, FeCl₄⁻, Fe₃Cl₇⁻, PF₆⁻, BF₄⁻, or combinations thereof.

6. The process of claim 1 wherein the carbocation promoter further comprises a mineral acid.

7. The process of claim 1 further comprising stirring the hydrocarbon feed and the liquid catalyst while contacting the hydrocarbon feed with the liquid catalyst.

8. The process of claim 1 wherein the haloalkane comprises 2-chloro-2-methylpropane, 2-chloropropane, 2-chlorobutane, 2-chloro-2-methylbutane, 2-chloropentane, 1-chlorohexane, 3-chloro-3-methylpentane, or combinations thereof.

9. The process of claim 1 wherein a molar ratio of the carbocation promoter to ionic liquid is in a range of about 0:1 to about 3:1.

10. The process of claim 1 wherein a residence time in the reaction zone is about 10 hr or less.

11. The process of claim 1 further comprising at least one of:

separating the ionic liquid from the product mixture; and separating the carbocation promoter from the product mixture.

12. The process of claim 11 further comprising regenerating the separated ionic liquid.

13. The process of claim 1 further comprising: drying the hydrocarbon feed before contacting the hydrocarbon feed

with the liquid catalyst; or treating the hydrocarbon feed to remove one or more of alkenes, dienes, or nitriles; or both.

14. The process of claim **1** wherein a conversion rate for volume is at least about 60 in the absence of an added metal salt.

15. The process of claim **1** wherein a concentration of acid is less than about 2.5 M.

16. The process of claim **1** wherein the product mixture comprises at least about 9 wt % branched C₆ alkanes when the hydrocarbon feed was the normal C₆ alkane in 1 hr based on the normal C₆ alkane in the hydrocarbon feed.

17. The process of claim **1** wherein a selectivity for isoparaffins is at least about 25%, and a conversion is at least about 50%.

18. The process of claim **1** further comprising disproportionating the hydrocarbon feed concurrently with isomerizing the hydrocarbon feed.

19. The process of claim **1** wherein the isomerization conditions include one or more of a temperature in a range of about 0° C. to a decomposition temperature of the ionic liquid, and a pressure in a range of about 0 MPa to about 8.1 MPa.

20. An isomerization reaction mixture of a liquid hydrocarbon feed comprising C₆ alkane and a liquid catalyst comprising an unsupported ionic liquid and a carbocation promoter comprising a haloalkane, wherein a mass ratio of the liquid catalyst to the hydrocarbon feed is less than 0.75:1, the isomerization reaction mixture comprising at least about 5 wt % branched C₆ alkanes if the hydrocarbon feed was the normal C₆ alkane or at least about 2 wt % normal C₆ alkanes if the hydrocarbon feed was the branched C₆ alkane in 1 hr based on the normal C₆ alkane or branched C₆ alkane in the hydrocarbon feed, the isomerization reaction mixture having a Reid vapor pressure in a range of about 1 to about 25 and an octane number in a range of about 50 to about 110.

* * * * *