



(22) Date de dépôt/Filing Date: 2001/11/19
(41) Mise à la disp. pub./Open to Public Insp.: 2002/06/06
(45) Date de délivrance/Issue Date: 2011/06/07
(62) Demande originale/Original Application: 2 428 201
(30) Priorité/Priority: 2000/11/28 (US09/724,085)

(51) Cl.Int./Int.Cl. *C01B 25/45* (2006.01),
C01B 25/455 (2006.01)

(72) Inventeurs/Inventors:
BARKER, JEREMY, GB;
SAIDI, M. YAZID, US;
SWOYER, JEFFREY L., US

(73) Propriétaire/Owner:
VALENCE TECHNOLOGY, INC., US

(74) Agent: MCFADDEN, FINCHAM

(54) Titre : METHODES DE FABRICATION DE COMPOSES METALLIQUES DE LITHIUM SERVANT DE MATIERES
ACTIVES POUR CATHODE

(54) Title: METHODS OF MAKING LITHIUM METAL COMPOUNDS USEFUL AS CATHODE ACTIVE MATERIALS

(57) Abrégé/Abstract:

A method of making a metal phosphate compound comprising the steps of mixing starting materials in particle form. The starting materials include at least one metal constituent, and at least one phosphate compound and heating the starting material mixture with a reducing agent to a temperature sufficient to form a metal phosphate reaction product comprising a metal and phosphate anion.



ABSTRACT

A method of making a metal phosphate compound comprising the steps of mixing starting materials in particle form. The starting materials include at least one metal constituent, and at least one phosphate compound and heating the starting material mixture with a reducing agent to a temperature sufficient to form a metal phosphate reaction product comprising a metal and phosphate anion.

METHODS OF MAKING LITHIUM METAL COMPOUNDS USEFUL
AS CATHODE ACTIVE MATERIALS

Field of the Invention

5 This is a division of Canadian 2,428,201 filed
November 19, 2001.

This invention relates to methods for producing
electrode active materials which can be used to formulate
electrodes for use in electrochemical cells in batteries.
10 More particularly, the present invention relates to
methods for the production of electrode active lithium
metal phosphate materials. Even more particularly, the
present invention relates to methods whereby electrode
active materials having unique triclinic or olivine
15 crystalline structures can be produced.

Background of the Invention

Lithium batteries have become a useful and desirable
energy source in recent years. Generally speaking lithium
20 batteries are prepared from one or more lithium electro-
chemical cells containing electrochemically active
(electroactive) materials. Such cells typically include
an anode (negative electrode), a cathode (positive
electrode), and an electrolyte interposed between spaced
25 apart positive and negative electrodes. Batteries with
anodes of metallic lithium and containing metal
chalcogenide cathode active material have received
acceptance in industry and commerce.

By convention, during discharge of the cell, the
30 negative electrode of the cell is defined as the anode.
Cells having a metallic lithium anode and metal
chalcogenide cathode are charged in an initial condition.
During discharge, lithium ions from the metallic anode
pass through a liquid electrolyte to the

electrochemically active (electroactive) material of the cathode whereupon they release electrical energy to an external circuit.

It has recently been suggested to replace the lithium metal anode with an insertion anode, such as a lithium metal chalcogenide, lithium metal oxide, coke or graphite. These types of electrodes are typically used with lithium-containing insertion cathodes to form an electroactive couple in a cell. The resulting cells are not charged in an initial condition. Before this type of cell can be used to deliver electrochemical energy, it must be charged. In the charging operation, lithium is transferred from the lithium-containing cathode to the anode. During discharge the lithium is transferred from the anode back to the cathode. During a subsequent recharge, the lithium is transferred back to the anode where it reinserts. Thus with each charge/discharge cycle, the lithium ions (Li^+) are transported between the electrodes. Such rechargeable batteries, having no free metallic species, are called rechargeable ion batteries or rocking chair batteries. See U.S. Patent Nos. 5,418,090; 4,464,447; 4,194,062; and 5,130,211.

Various materials have been suggested and employed as the cathode material in the aforementioned batteries. Preferred positive electrode active materials generally include LiCoO_2 , LiMn_2O_4 , and LiNiO_2 . These materials are synthesized by a variety of synthesis modes which can generally be classified as "wet method synthesis". Methods of making lithium compounds are described in U.S. Patent Nos. 5,135,732 by Barbus, et al. and 4,246,253 by Hunter, and involve the formation of aqueous solutions as intermediate steps. Lithium compounds containing cobalt are relatively expensive to synthesize due to the intermediates required, while

successful synthesis of lithium-nickel compounds is relatively complex and difficult. Lithium-manganese compounds, such as LiMn_2O_4 , are generally more economical to synthesize than the preceding material and result in a relatively economical positive electrode.

Unfortunately all of the foregoing materials have inherent drawbacks when employed as electroactive materials in electrochemical cells. Cells employing each of the foregoing materials in the cathode experience significant loss of charge capacity over repeated charge/discharge cycles, commonly referred to as cycle fading. The initial capacity available (amp hours/gram) from materials, such as LiMn_2O_4 , LiNiO_2 , and LiCoO_2 , is less than the theoretical capacity because significantly less than 1 atomic unit of lithium engages in the electrochemical reaction. This initial capacity value is significantly diminished during the first cycle of operation and diminishes even further on every successive cycle of operation. Thus for LiNiO_2 and LiCoO_2 only about 0.5 atomic units of lithium is reversibly cycled during cell operation.

Many attempts have been made to reduce capacity fading, for example, as described in U.S. Patent No. 4,828,834 by Niagara et al. However, the presently known and commonly used, alkali transition metal oxide compounds suffer from relatively low capacity. Therefore, there remains the difficulty of obtaining a lithium-containing electrode material having acceptable capacity without the disadvantage of significant capacity loss when used in a cell.

In U.S. Patents 6,387,568 and 6,203,946, the inventors have disclosed novel lithium metal phosphate and lithium

metal fluorophosphate materials which address concerns
such as cycle fading and the like. However, there
remains a long-felt and, as yet, unsatisfied need for
providing an economical and reproducible synthesis method
5 for such phosphate-containing materials which will
provide good quality material in suitable yields.

Summary of the Invention

This invention provides a method of making lithium metal phosphate compounds suitable for use as active materials in electrodes. In the method of the present invention, the various materials utilized are in particulate form and include at least one metal compound and at least one phosphate compound. These materials are present as solid particulate materials and are admixed in the presence of a reducing agent at a suitable reaction temperature in an appropriate non-oxidizing environment. The particulate metal, particulate phosphate and reducing agent remain in contact with one another for an interval and at a temperature sufficient to form a particulate metal phosphate reaction product. The resulting metal phosphate reaction product characteristically contains a metal ion derived from the particulate metal compound and a phosphate ion derived from the particulate phosphate compound.

The resulting metal phosphate reaction product is reacted with a source of lithium ions in a manner sufficient to form a lithium metal phosphate reaction product.

In more specific embodiments of the present invention, there is provided novel methods of making lithium-metal-fluorophosphate materials; new materials which, upon electrochemical interaction, release lithium ions, and are capable of reversibly cycling lithium ions. Such materials can be employed in various ways, including but not limited to, use in a rechargeable lithium battery which comprises an electrolyte; a first electrode having a compatible active material; and a second electrode comprising the novel lithium-metal-fluorophosphate materials. Lithium-metal-fluorophosphate materials

produced by the process of the present invention can be represented by the nominal general formula $\text{LiM}_{1-y}\text{MI}_y\text{PO}_4\text{F}$ where $0 \leq y \leq 1$. Such compounds include LiMPO_4F for $y = 0$. Such compounds are also represented by $\text{Li}_{1-x}\text{MPO}_4\text{F}$ and $\text{Li}_{1-x}\text{M}_{1-y}\text{MI}_y\text{PO}_4\text{F}$, where in an initial condition, "x" is essentially zero; and during cycling a quantity of "x" lithium is released where $0 \leq x \leq 1$. Correspondingly, M has more than one oxidation state in the lithium metal fluorophosphate compound, and more than one oxidation state above the ground state M^0 . The terms oxidation state and valence state are used in the art interchangeably.

Broadly construed, the method of making lithium metal phosphate materials of the present invention utilizes precursor materials in particulate or powder form. The terms powder, particle, and particulate are used interchangeably herein. Particulate starting materials include a phosphate compound, at least one metal compound, in intimate admixture with one another and in intimate contact with a reducing agent. The reducing agent, optionally, can be a metal in its elemental state. The admixture and reducing agent of the starting materials is heated under conditions which do not support oxidation. The reaction temperature and interval are generally defined as those sufficient to form a reaction product comprising the metal and the phosphate. The starting material may comprise more than one metal compound provided that at least one of the metal compounds employed is a transition metal compound.

The resulting metal phosphate compound is mixed with a lithium compound. The resulting mixture is then heated at a sufficient temperature and for a sufficient time to form a reaction product comprising the metal phosphate and the lithium having the nominal general

formula: $\text{LiM}_{1-y}\text{MI}_y\text{PO}_4$ where $0 \leq y \leq 1$. Such compounds include LiMPO_4 for $y = 0$.

In order to produce the lithium metal fluorophosphate material, the resulting metal phosphate produced as above can be admixed with a fluorine-
5 containing lithium compound. The resulting admixture is then heated at a sufficient temperature and for a sufficient time to form a reaction product comprising the metal phosphate, the lithium and fluorine. It is also
10 considered within the purview of this invention to utilize particulate metal phosphate materials derived from other synthetic methods in admixture with materials such as lithium fluoride to produce a lithium metal fluorophosphate.

15 These and other objects, features, and advantages will become apparent from the following description of the preferred embodiments, claims, and accompanying drawings.

Brief Description of the Drawings

Figure 1 presents the results of an x-ray diffraction analysis, of LiVPO_4F prepared as above, using $\text{CuK}\alpha$ radiation, $a = 1.5404 \text{ \AA}$. Bars refer to simulated pattern from refined cell parameters SG = P-1 (triclinic) (1). The values are $a = 5.1738 \text{ \AA}$ (0.002), $b = 5.3096 \text{ \AA}$ (0.002), $c = 7.2503 \text{ \AA}$ (0.001); the angle $\alpha = 72.4794$ (0.06), $\beta = 107.7677$ (0.04), $\gamma = 81.3757$ (0.04), cell volume = 174.53 \AA^3 . The crystal system is triclinic.

Figure 2 is a voltage/capacity plot of LiVPO_4F containing cathode cycled with a lithium metal anode in a range of 3.0 to 4.4 volts. The cathode contained 29.4 mg of LiVPO_4F active material prepared by the method described above.

Figure 3 is a graphic depiction of differential capacity during cell charge and discharge vs. cell voltage for the electrochemical cell containing LiVPO_4F .

Figure 4 shows the results of an x-ray diffraction analysis, of LiFePO_4F prepared as above, using $\text{CuK}\alpha$ radiation, $a = 1.5404 \text{ \AA}$. Bars refer to simulated pattern from refined cell parameters SG = P-1 (triclinic). The values are $a = 5.1528 \text{ \AA}$ (0.002), $b = 5.3031 \text{ \AA}$ (0.002), $c = 7.4966 \text{ \AA}$ (0.003); the angle $\alpha = 67.001^\circ$ (0.02), $\beta = 67.164^\circ$ (0.03), $\gamma = 81.512^\circ$ (0.02), cell volume = 173.79 \AA^3 . The crystal system is triclinic.

Figure 5 shows the results of an x-ray diffraction analysis, of LiTiPO_4F prepared as above, using $\text{CuK}\alpha$ radiation, $a = 1.5404 \text{ \AA}$. The x-ray diffraction pattern was triclinic.

Figure 6 shows the results of an x-ray diffraction analysis, of LiCrPO_4F prepared as above, using $\text{CuK}\alpha$ radiation, $a = 1.5404 \text{ \AA}$. Bars refer to

simulated pattern from refined cell parameters SG = P-1
(triclinic). The values are $a = 4.996 \text{ \AA}$ (0.002), $b =$
 5.307 \AA (0.002), $c = 6.923 \text{ \AA}$ (0.004); the angle $\alpha =$
 71.600° (0.06), $\beta = 100.71^\circ$ (0.04), $\gamma = 78.546^\circ$ (0.05),
5 cell volume = 164.54 \AA^3 . The crystal system is
triclinic.

Figure 7 is a diagrammatic representation of a
typical laminated lithium-ion battery cell structure.

Figure 8 is a diagrammatic representation of a
10 typical multi-cell battery cell structure.

Figure 9 shows the results of an x-ray
diffraction analysis, of LiFePO_4 , prepared as above, using
 $\text{CuK}\alpha$ radiation, $\lambda = 1.5404 \text{ \AA}$. Bars refer to simulated
pattern from refined cell parameters SG = Pnma (62). The
15 values are $a = 10.3123 \text{ \AA}$ (0.002), $b = 5.9979 \text{ \AA}$ (0.0037),
 $c = 4.6852 \text{ \AA}$ (0.0012); cell volume = $289.7730 (0.0685) \text{ \AA}^3$.

Figure 10 is a voltage/capacity plot of LiFePO_4 ,
containing cathode cycled with a lithium metal anode in a
range of 2.5 to 3.9 volts. The cathode contained 10.7 mg
20 of LiFePO_4 , active material prepared by the method
described above.

Detailed Description of the Preferred Embodiments

The present invention is a method for producing lithium metal phosphates, including lithium metal fluorophosphate, useful as electrode active materials. Such materials permit and facilitate lithium ion extraction and reinsertion when employed as part of an electrode in a suitable electrochemical cell to achieve significant capacity. Extraction of lithium ion from a material, such as lithium-metal-fluorophosphate, result in generation of electrochemical energy when the material is present in a suitable electrochemical cell denoted as extraction of a quantity x of lithium from lithium-metal-fluorophosphate $\text{Li}_{1-x}\text{M}_{1-y}\text{M}_y\text{PO}_4\text{F}$ when 0 is less than or equal to y is less than or equal to 1 . When a quantity of lithium is removed per formula unit of the lithium-metal-fluorophosphate, metal M is oxidized. Accordingly, during cycling, charge and discharge, the value of x varies as x greater than or equal to 0 and less than or equal to 1 .

In the method of the present invention, suitable precursor materials are intimately admixed in the presence of a suitable reducing agent in a suitable environment which will not support appreciable oxidation. The materials are reacted at a temperature and for an interval sufficient to result in a metal phosphate reaction product. This metal phosphate reaction product is, then, admixed with a suitable source of lithium and reacted at a temperature and for an interval sufficient to produce a lithium metal phosphate reaction product.

Suitable starting materials for producing a lithium metal phosphate reaction product useful in the process of the present invention will include at least one metal compound and at least one phosphate compound.

It is within the purview of the present invention to include a second metal compound in the starting materials. The second metal compound, where employed, may be the same as or different from the metal mentioned above. The resulting lithium metal phosphate reaction product will contain at least one metal ion derived from the metal compound employed as a starting material and at least one phosphate compound employed as the phosphate starting material.

Starting materials employed in the process of the present invention are solids present as dry particulate. In the process of the present invention, the metal compound and phosphate compound may be present in any ratio which will support the formation of the metal phosphate reaction product. Generally speaking, the ratio of metal compound to phosphate will be such that equimolar amounts of metal in the metal compound to phosphate in the phosphate compound are provided. Thus, in situations where two molecules of metal are present per molecule of metallic compound, the amount of metallic compound will be stoichiometrically equal to the available phosphate ions.

The particulate material generally has a granule size suitable for permitting and promoting the reaction yielding the metal phosphate reaction product of the present invention. Generally the particulate starting materials will have a particle size less than about 500 micrometers with a particle size less than about 200 micrometers being preferred. The various starting material compounds do not have to be of identical grain size, however the various materials should have sizes which will permit the reaction to proceed.

In order to obtain particulate material of suitable grain size, it is within the purview of the process of the present invention to admix the two materials and subject the admixed materials to a suitable granulation process to form particulate material of the desired size. In the process of the present invention, the materials were admixed and granulated in a ball-mill. The granulated materials may be homogeneously admixed and formed into pellets by any suitable process.

In the process of the present invention, the first metal compound choice is selected from the group transition metals; oxides of transition metals; carbonates of transition metals; and mixtures thereof. The transition metal of choice is selected from the group consisting of Fe, Co, Ni, Mn, Cu, V, Ti, Cr, and mixtures thereof. Preferably the metal of choice is selected from the group consisting of Fe, Co, Ni, Mn, Cu, and V.

Where a second metal compound is employed in the process of the present invention, the second metal may be the same or different from the first metal. Thus where a second metal compound is utilized, it may be selected from the group consisting of transition metals; oxides of transition metals; carbonates of transition metals; non-transition metals; oxides of non-transition metals; carbonates of non-transition metals; and mixtures thereof. The transition metals are those selected from the group consisting of Fe, Co, Ni, Mn, Cu, V, Ti, Cr, and mixtures thereof. The non-transition metals are those selected from the group consisting of Mg, Ca, Zn, Sr, Pb, Cd, Sn, Ba, Be, Al, B, and mixtures thereof.

The phosphate compound employed as the starting materials is one capable of existing as a solid particulate material. The phosphate material of choice is preferably a phosphoric acid derivative such as a

phosphoric acid ammonium salt. Preferably the phosphate material of choice is selected from the group consisting of diammonium hydrogen phosphate (DAHP), ammonium dihydrogen phosphate (ADHP), and mixtures thereof.

5 In the process of the present invention, the particulate starting materials are admixed in suitable ratio in the presence of a reducing agent and at a suitable reaction temperature in a non-oxidizing environment. The particulate metal compound, particulate
10 phosphate and reducing agent remain in contact with one another for an interval and at a temperature sufficient to form a particulate metal phosphate reaction product. The resulting metal phosphate reaction product
15 characteristically contains a metal ion derived from the particulate metal compound and a phosphate ion derived from the particulate phosphate compound.

 The reducing agent employed in the process of the present invention may be any suitable material which will reduce the transition metal during the formation of
20 the metal phosphate compound. Any reducing agent capable of reducing the transition metal may theoretically be employed as the reducing agent of choice in the formation of metal phosphate reaction product from the process of the present invention. However, it is preferred that the
25 reducing agent be selected from the group consisting of hydrogen, carbon, elemental metals, and mixtures thereof. Where gaseous reducing agent is employed, the gaseous reducing agent is introduced into contact with the pelletized starting material at a rate sufficient to
30 provide ample reducing agent to maintain the concentration of reducing agent and the associated reaction process. Advantages of hydrogen include the removal of unwanted products in a gaseous form during the

reaction process, leaving behind the desired solid product.

Alternately, the reducing agent may be a solid material such as carbon, silicon oxide (SiO), titanium (TiO), or elemental metals. Generally, excess amounts of the reducing agent are used to insure the reaction goes to completion. When the reducing agent is carbon, unwanted carbon monoxide or carbon dioxide are removed as a gaseous byproduct. Any unreacted carbon can be incorporated into the cathode, and will remain with the electrode active material. Carbon is added in the formation of electrodes as an appropriate conductive material and therefore any remaining carbon need not be removed. Elemental metals can be used also as reducing agents. Preferably, the elemental metal is the same metal as found in the metal compounds for the formation of the metal phosphates, and can be incorporated directly into the active material formed, i.e., the metal phosphate. As an alternative, the elemental metal chosen is one which is desired to be incorporated into the active material.

In the process of the present invention, the reaction occurs in a non-oxidizing environment. Where solid reducing agents are employed, a suitable environment can be achieved by performing the process under a blanket of inert gas such as a gas selected from the group consisting of argon, nitrogen, and mixtures thereof. It is also within the purview of the method of the present invention to achieve a non-oxidizing environment by limiting the amount of oxygen available throughout the reaction to a concentration below that which interferes or competes with the primary reduction reaction. This can be achieved in numerous ways, such as

w/c 02/44084

15

by restricting the amount of replacement oxygen available in a covered container or the like.

The temperature sufficient to promote formation of the metal reaction product is generally one which falls between about 500°C and below the melting point of the metal phosphate, with a reaction temperature between about 700°C and about 1200°C being preferred. The preferred reaction temperatures will vary depending on the choice of metal for metal phosphate formation, as well as dwell time chosen. Reaction at the specified temperatures preferably occurs with gradual temperature elevation at the outset of the process. Generally, starting materials are held at a temperature at or near ambient when the reaction commences with a suitable temperature elevation occurring over an initial interval until the desired peak temperature is reached. Temperature ramp rates between a fraction of 1°C/minute and about 10°C/minute can be successfully employed in the process of the present invention, with ramp rates between about 1°C/minute and about 5°C/minute being preferred and between about 1°C/minute and about 3°C/minute being most preferred.

Once the maximum desired reaction temperature has been achieved, the pellets of particulate material are maintained at or near the desired reaction temperature for an interval sufficient to permit production of the metal phosphate reaction product. This interval can vary depending upon other variables in the reaction process. However, the reaction interval at temperature is generally between about 10 minutes and many hours, with an interval between about 6 hours and about 8 hours being preferred. The preferred time will depend on the choice of metal for production of metal

phosphate as well as choice of temperature of reaction and choice of reaction precursors.

Once the reaction interval is complete, the material is permitted to cool to ambient temperature. If
5 desired or required, the pelletized material can be re-ground and reformed into pellets. The reaction process can be repeated in this fashion for sufficient iterations to ensure proper and complete reaction.

The heating process of the present invention
10 may also include an optional preheating reaction phase in which pelletized, homogeneously blended starting materials are initially brought to a first temperature level which is at or below the second or final temperature elevation level. When a preheating
15 temperature elevation reaction process is employed, it is anticipated that the pelletized homogeneously blended particulate starting materials will be brought to a first elevated temperature between about 100°C and about 500°C, with a temperature between about 250°C and about 400°C
20 being preferred and with a temperature between about 250°C and about 350°C being most preferred.

The pellets are then allowed to cool to ambient, are ground and re-pelletized. The newly formed pellets are then re-heated to a second elevated
25 temperature greater than the first elevated temperature, with the second elevated temperature generally being in a range between about 500°C and below the melting point of the metal phosphate, with a temperature between about 700°C and about 1200°C being preferred and with a
30 temperature between about 700°C and about 900°C being most preferred.

In the multi-temperature heating and reaction step, as in the single temperature elevation process, the temperature elevation is accomplished at a ramp rate

between about a fraction of 1°C/minute and about 10°C/minute with ramp rates between about 1°C/minute and about 5°C/minute being preferred and ramp rates between about 1°C/minute and about 3°C/minute being most preferred. Similarly, cooling may occur at any suitable controlled rate. Generally, cooling proceeds at a rate between about 1°C/minute and about 100°C/minute with cooling rates between about 10°C/minute and about 60°C/minute being preferred and cooling rates between about 40°C/minute and about 50°C/minute being most preferred.

Although, general parameters have been specified, the following general guidelines provide illustrative reactions and processes for the formation of the cathode active materials.

Lithium mixed metal fluorophosphate:

In the case of lithium mixed metal fluorophosphate, a preferred approach is a two staged approach. The lithium mixed metal fluorophosphates are compounds produced by this invention having a triclinic crystalline structure. With the two staged approach, the first stage involves the production of a metal phosphate, followed by a second stage wherein the metal phosphate is reacted with a lithium compound and a fluoride compound to produce a lithium metal fluorophosphate. The first stage is also a stand alone process for fabricating transition metal phosphate compounds for use as precursors in the further fabrication of cathode active materials. The basic procedure is described with reference to illustrative starting materials, but is not limited thereby. The first stage involves admixing and reacting the starting materials at an elevated temperature for a period of time sufficient to carry the reaction to completion. The first stage process involves intimately admixing the starting materials in particle form. The starting materials can be finely ground and then admixed, or admixed while being finely ground. The grinding and admixing is of sufficient duration to produce a uniform finely ground powder. As an illustration, the starting materials can be admixed and ground in a ball mill for a period from a few minutes to several hours, with a preferred mixing time in a ball mill from about 10 minutes to about one hour, and with a most preferred mixing time in a ball mill of about 30 minutes.

The starting materials for the first stage include at least one transition metal compound, and at least one phosphate compound. The metal compounds include transition metal oxides and preferredly are

selected from the group consisting of vanadium pentoxide (V_2O_5), ferric oxide (Fe_2O_3), titanium dioxide (TiO_2), chromium dioxide (CrO_2), and mixtures thereof. The phosphate compounds include phosphoric acid derivatives and, preferably, a compound selected from the group consisting of ammonium dihydrogen phosphate (ADHP), diammonium hydrogen phosphate (DAHP), or mixtures thereof. The materials are admixed in proportions on a molar basis of about one metal to one phosphate. The starting materials may also include a solid reducing agent. The solid reducing agent is finely ground and intimately admixed with the starting materials. The solid reducing agent is added in an amount greater than or equal to the stoichiometric amounts necessary for reduction. The solid reducing agents include elemental metals, carbon, and metalloids. Preferably, solid reducing agents are selected from the group consisting of Fe, Co, Ni, Mn, Cu, V, Ti, Cr, Nb, Mo, Mg, Ca, Zn, Sr, Pb, Cd, Sn, Ba, Be, Al, B, C, SiO, and mixtures thereof. The mixed powders were then pressed into pellets. Pelletization, while not necessary improves particle-particle contact, and simple compaction of the admixture may provide adequate interparticle contact.

The reaction was conducted by heating the pellets in an oven at a preferred ramped heating rate to an elevated temperature, and held at such elevated temperature for several hours in the presence of a reducing agent. A ramped heating rate of about $1^\circ C/minute$ to about $20^\circ C/minute$ can be employed, while a preferred ramp rate of about $2^\circ C/minute$ is used to heat to an elevated temperature from about $250^\circ C$ to about $1200^\circ C$, and dwells for a period between 2 and 24 hours. A preferred approach was to preheat the reaction mixture for a period, re-grind the reactants, re-pelletize the

.700.

20

reactants, and reheat and react the reactants at a second elevated temperature for several hours. With the preferred approach of preheating, the reaction mixture was heated to an elevated temperature from about 100°C to about 500°C, with a preferred temperature of about 300°C. The reaction mixture is held at the elevated temperature from about two to about ten hours, with a preferred reaction time from about three to about eight hours. The reaction is carried out in the presence of a reducing agent. The reaction mixture is then cooled to ambient, re-ground, and re-pelletized. The pellet is reheated, and a ramped heating rate of about 1°C/minute to about 20°C/minute can be employed, while a preferred ramp rate of about 2°C/minute is used to heat to an elevated temperature from about 600°C to about 1100°C, with a preferred elevated temperature in the range of about 700°C to about 850°C. The pellet is held at the elevated temperature for a time from about 2 to 10 hours, with a preferred time from about 6 to 8 hours. The reaction during the reheating step is carried out in the presence of a reducing agent. The pellet is cooled to ambient and reground leaving a metal phosphate powder.

The second stage of the lithium mixed metal fluorophosphate fabrication involves grinding to a fine powder the metal phosphate with a lithium compound and a fluoride compound. The lithium and fluoride compounds are admixed with the metal phosphate compound on roughly an equimolar basis. The mixture can be ground and admixed, or admixed and then ground to produce a uniform finely ground powder. A preferred admixing method is in a ball mill with a admixing time from about 10 minutes to about one hour, and with a most preferred admixing time in a ball mill of about 30 minutes. Lithium compounds include lithium carbonate and lithium fluoride, and

fluorine compounds include ammonium fluoride and lithium fluoride with a preferred compound of lithium fluoride. The finely ground intimately admixed mixture is pressed into a pellet, and the pellet is heated at a ramped heating rate of about 1°C/minute to about 20°C/minute can be employed, while a preferred ramp rate of about 2°C/minute is used to heat to an elevated temperature from about 400°C to below the melting point of the metal phosphate, with a preferred temperature range from about 500°C to about 1200°C, and with a most preferred elevated temperature of about 700°C. The pellet is held at the elevated temperature for a time from about 10 minutes to 2 hours, with a preferred time of about 15 minutes. The reaction during the second stage is carried out under a normal air atmosphere. However, the pellet is placed in a covered crucible to limit oxygen availability. Following the heating step, the pellet is cooled to ambient and re-ground. An advantage of the two stage method is the second stage produces a product without loss of weight, or very little production of waste products, resulting in a very pure compound.

As an alternative, the lithium metal fluorophosphate can be a lithium mixed metal fluorophosphate compound. The mixed metal compound is fabricated by mixing desired metal phosphate compounds in a desired ratio with the lithium and fluorine compounds during the second stage. The metal phosphate compounds being fabricated individually according to the first stage. Recent research has indicated that doping of materials with non-transition metals or other elements, such as boron, and particularly aluminum, tends to increase the operating voltage. Substitution of non-transition elements such as aluminum for transition metals tends to stabilize the structure of cathode active

materials. This may aid the stability and cyclability of the materials.

As an alternative to the two stage process for producing the lithium metal fluorophosphate, a single stage process is used. A mixture was made of at least one metal compound, for example a metal oxide, at least one phosphate compound, at least one lithium compound, and at least one fluoride compound. The list of compounds are as above for the first and second stages. The single stage process involves admixing and reacting the starting materials at an elevated temperature for a period of time sufficient to carry the reaction to completion. The starting materials are intimately admixed in particle form. The starting materials can be finely ground and then admixed, or admixed while being finely ground. The grinding and admixing is of sufficient duration to produce a uniform finely ground powder. As an illustration, the starting materials can be admixed and ground in a ball mill for a period from a few minutes to several hours, with a preferred mixing time in a ball mill from about 10 minutes to about one hour, and with a most preferred mixing time in a ball mill of about 30 minutes.

The finely ground mixture is pressed into a pellet, and heated to an initial elevated temperature at a controlled ramped heating rate. The ramped heating rate is from about 1°C/minute to about 20°C/minute, with a preferred rate from about 1°C/minute to about 5°C/minute, and a most preferred rate of about 2°C/minute. The initial elevated temperature is from about 100°C to about 500°C, and is held at that temperature from about 2 to 12 hours, with a preferred elevated temperature of about 250°C to about 350°C, and held at a preferred time of about 7 to 9 hours. The

pellet is allowed to cool to ambient, re-ground, and reformed into a pellet. The reformed pellet is heated to a second elevated temperature at a controlled ramped heating rate. The ramped heating rate is from about 5 1°C/minute to about 20°C/minute, with a preferred rate from about 1°C/minute to about 5°C/minute, and a most preferred rate of about 2°C/minute. The initial elevated temperature is from about 500°C to about 1200°C, and is held at that temperature from about 2 to 12 hours, with a 10 preferred elevated temperature of about 800°C to about 950°C, and held at a preferred time of about 7 to 9 hours. Following completion, the pellet is cooled to ambient, and re-ground, leaving a powder of the lithium metal fluorophosphate.

15

Lithium metal phosphates and lithium metal oxides:

In addition to making lithium metal fluorophosphate, the present invention provides methods of making lithium metal phosphates and lithium metal 20 oxides for use as cathode active materials. The lithium metal phosphates are materials having an olivine crystal structure and the lithium metal oxides are materials having an orthorhombic crystal structure. An important aspect of this method involves the use of metalloids, 25 such as silicon oxide, and elemental metals as reducing agents.

Generally, the formation of lithium metal phosphates is performed with a one stage process. The particulate precursors are admixed and subject to a 30 suitable grinding process. The particulate material is subject to a granulation process to produce material having a particle size below about 500 micrometers with a preferred size below about 200 micrometers.

In the process of the present invention, the first metal compound choice is selected from compounds of transition metals from the group consisting of Fe, Co, Ni, Mn, Cu, V, Ti, Cr, and mixtures thereof. The choice of metal compounds include oxides of these transition metals, phosphates of these transition metals, carbonates of these transition metals, and mixtures thereof. The metal compounds are admixed with a particulate lithium compound and a particulate phosphate compound. Preferred lithium compounds are lithium dihydrogen phosphate and lithium carbonate. The phosphate compound is selected from metal phosphate compounds, lithium dihydrogen phosphate, ammonium dihydrogen phosphate, diammonium hydrogen phosphate, and mixtures thereof.

Where a second metal compound is employed in the process, the second metal may be the same or different from the first metal. Thus where a second metal compound is utilized, it may be selected from the group consisting of transition metals; oxides of transition metals; carbonates of transition metals; non-transition metals; oxides of non-transition metals; carbonates of non-transition metals; and mixtures thereof. The transition metals are those selected from the group consisting of Fe, Co, Ni, Mn, Cu, V, Ti, Cr, and mixtures thereof. The non-transition metals are those selected from the group consisting of Mg, Ca, Zn, Sr, Pb, Cd, Sn, Ba, Be, Al, B, and mixtures thereof.

In the process of the present invention, the reaction occurs in a non-oxidizing environment. Where the solid reducing agents are employed, a suitable environment is achieved by performing the process under a blanketing inert gas. Examples of suitable inert gases for the process include nitrogen, and argon. The process can also be carried out in a closed environment, where

the amount of oxidant in the blanketing gas is kept to a minimum and does not substantially compete or interfere with the reduction reaction.

The process of the present invention involves heating the pelletized precursors to an elevated temperature sufficient to promote the formation of the reaction product. The elevated temperature is from about 500°C to about 1200°C with a preferred elevated temperature between about 700°C and about 950°C and a elevated temperature between about 700°C and about 800°C being most preferred. Reaction at the specified temperatures occurs with the gradual temperature elevation at the outset of the process. The rate of heating the precursors is at a ramp rate from a fraction of 1°C per minute to 10°C per minute and preferably about 2°C per minute. Once the maximum desired reaction temperature has been achieved, the pellets of particulate material are maintained at or near the desired elevated temperature for an interval sufficient to permit production of the lithium metal phosphate reaction product. This interval can vary depending upon other variables in the reaction process. However, the reaction interval at the elevated temperature is generally between about 10 minutes and 24 hours, with an interval between about 6 hours and about 8 hours being preferred. The preferred time will depend on the choice of metal for production of metal phosphate as well as choice of temperature of reaction and choice of reaction precursors:

Once the reaction interval is complete, the material is permitted to cool to ambient temperature. The rate of cooling can be from a few degrees per minute to about 100°C/minute, with a preferred cooling rate between about 20°C/minute and about 60°C/minute.

Desirably, the cooling occurs at a rate of about 50°C/minute. Such cooling has been found to be adequate to achieve the desired structure of the final product. It is also possible to quench the products at a cooling rate on the order of about 100°C/minute. In some instances, such rapid cooling may be preferred. If desired or required, the pelletized material can be re-ground and reformed into pellets. The reaction process can be repeated in this fashion for sufficient iterations to ensure proper and complete reaction.

Exemplary compounds produced by this method include lithium iron phosphate, lithium vanadate, and lithium vanadium phosphate. A variety of starting materials are available for production of lithium iron phosphate, and include materials such as lithium carbonate, lithium dihydrogen phosphate, iron phosphate, and iron oxide.

Incorporation of active materials into cells:

The materials produced with the present invention were subsequently tested. Figures 1-6 which will be described more particularly below show the characterization data and electrochemical performance in actual use for the cathode materials (positive electrodes) of the invention. Some tests were conducted in a cell comprising a lithium metal counter electrode (negative electrode). All of the cells had an electrolyte with EC/DMC as solvent in a 2:1 weight ratio with 1 mole LiPF₆ salt.

Typical cell configurations will now be described with reference to Figures 7 and 8; and such battery or cell utilizes the novel active material of the invention. Note that the preferred cell arrangement described here is illustrative and is not limited

thereby. Experiments are often performed, based on full and half cell arrangements, as per the following description. For test purposes, test cells are often fabricated using lithium metal electrodes. When forming
5 cells for use as batteries, it is preferred to use an insertion positive electrode and a graphitic carbon negative electrode.

A typical laminated battery cell structure 10 is depicted in **Figure 7**. It comprises a negative electrode side 12, a positive electrode side 14, and an electrolyte/separator 16 therebetween. Negative electrode side 12 includes current collector 18, and positive electrode side 14 includes current collector 22. A copper collector foil 18, preferably in the form of an
15 open mesh grid, upon which is laid a negative electrode membrane 20 comprising an insertion material, such as carbon or graphite or low-voltage lithium insertion compound, dispersed in a polymeric binder matrix. The electrolyte/separator film 16 membrane is preferably a
20 plasticized copolymer. This electrolyte/separator preferably comprises a polymeric separator and a suitable electrolyte for ion transport. The electrolyte/separator is positioned upon the electrode element and is covered with a positive electrode membrane 24 comprising a
25 composition of a finely divided lithium insertion compound in a polymeric binder matrix. An aluminum collector foil or grid 22 completes the assembly. Protective bagging material 40 covers the cell and prevents infiltration of air and moisture.

30 In another embodiment, a multi-cell battery configuration as per **Figure 8** is prepared with copper current collector 51, negative electrode 53, electrolyte/separator 55, positive electrode 57, and aluminum current collector 59. Tabs 52 and 58 of the

current collector elements form respective terminals for the battery structure. As used herein, the terms "cell" and "battery" refer to an individual cell comprising anode/electrolyte/cathode and also refer to a multi-cell arrangement in a stack.

The relative weight proportions of the components of the positive electrode are generally: 50-90% by weight active material; 5-30% carbon black as the electric conductive diluent; and 3-20% binder chosen to hold all particulate materials in contact with one another without degrading ionic conductivity. Stated ranges are not critical, and the amount of active material in an electrode may range from 25-95 weight percent. The negative electrode comprises about 50-95% by weight of a preferred graphite, with the balance constituted by the binder. A typical electrolyte separator film comprises approximately two parts polymer for every one part of a preferred fumed silica. The conductive solvent comprises any number of suitable solvents and salts. Desirable solvents and salts are described in U.S. Patent Nos. 5,643,695 and 5,418,091. One example is a mixture of EC:DMC:LiPF₆ in a weight ratio of about 60:30:10.

Solvents are selected to be used individually or in mixtures, and include dimethyl carbonate (DMC), diethylcarbonate (DEC), dipropylcarbonate (DPC), ethylmethylcarbonate (EMC), ethylene carbonate (EC), propylene carbonate (PC), butylene carbonate, lactones, esters, glymes, sulfoxides, sulfolanes, etc. The preferred solvents are EC/DMC, EC/DEC, EC/DPC and EC/EMC. The salt content ranges from 5% to 65% by weight, preferably from 8% to 35% by weight.

Those skilled in the art will understand that any number of methods are used to form films from the

casting solution using conventional meter bar or doctor blade apparatus. It is usually sufficient to air-dry the films at moderate temperature to yield self-supporting films of copolymer composition. Lamination of assembled cell structures is accomplished by conventional means by pressing between metal plates at a temperature of about 120-160°C. Subsequent to lamination, the battery cell material may be stored either with the retained plasticizer or as a dry sheet after extraction of the plasticizer with a selective low-boiling point solvent. The plasticizer extraction solvent is not critical, and methanol or ether are often used.

Separator membrane element 16 is generally polymeric and prepared from a composition comprising a copolymer. A preferred composition is the 75 to 92% vinylidene fluoride with 8 to 25% hexafluoropropylene copolymer (available commercially from Atochem North America as Kynar FLEX) and an organic solvent plasticizer. Such a copolymer composition is also preferred for the preparation of the electrode membrane elements, since subsequent laminate interface compatibility is ensured. The plasticizing solvent may be one of the various organic compounds commonly used as solvents for electrolyte salts, e.g., propylene carbonate or ethylene carbonate, as well as mixtures of these compounds. Higher-boiling plasticizer compounds such as dibutyl phthalate, dimethyl phthalate, diethyl phthalate, and tris butoxyethyl phosphate are particularly suitable. Inorganic filler adjuncts, such as fumed alumina or silanized fumed silica, may be used to enhance the physical strength and melt viscosity of a separator membrane and, in some compositions, to increase the subsequent level of electrolyte solution absorption.

In the construction of a lithium-ion battery, a current collector layer of aluminum foil or grid is overlaid with a positive electrode film, or membrane, separately prepared as a coated layer of a dispersion of insertion electrode composition. This is typically an insertion compound such as LiMn_2O_4 (LMO), LiCoO_2 , or LiNiO_2 , powder in a copolymer matrix solution, which is dried to form the positive electrode. Other insertion compounds include lithium metal fluorophosphate, lithium metal phosphates and lithium metal oxides produced by this method. An electrolyte/separator membrane is formed as a dried coating of a composition comprising a solution containing VdF:HFP copolymer and a plasticizer solvent is then overlaid on the positive electrode film. A negative electrode membrane formed as a dried coating of a powdered carbon or other negative electrode material dispersion in a VdF:HFP copolymer matrix solution is similarly overlaid on the separator membrane layer. A copper current collector foil or grid is laid upon the negative electrode layer to complete the cell assembly. Therefore, the VdF:HFP copolymer composition is used as a binder in all of the major cell components, positive electrode film, negative electrode film, and electrolyte/separator membrane. The assembled components are then heated under pressure to achieve heat-fusion bonding between the plasticized copolymer matrix electrode and electrolyte components, and to the collector grids, to thereby form an effective laminate of cell elements. This produces an essentially unitary and flexible battery cell structure.

Examples of forming cells containing metallic lithium anode, insertion electrodes, solid electrolytes and liquid electrolytes can be found in U.S. Patent Nos. 4,668,595; 4,830,939; 4,935,317; 4,990,413; 4,792,504;

5 5,037,712; 5,262,253; 5,300,373; 5,435,054; 5,463,179;
5,399,447; 5,482,795 and 5,411,820. Note that the older
generation of cells contained organic polymeric and
inorganic electrolyte matrix materials, with the polymeric
being most preferred. The polyethylene oxide of 5,411,820
10 is an example. More modern examples are the VdF:HFP
polymeric matrix. Examples of casting, lamination and
formation of cells using VdF:HFP are as described in U.S.
Patent Nos. 5,418,091; 5,460,904; 5,456,000 and 5,540,741;
assigned to Bell Communications Research.

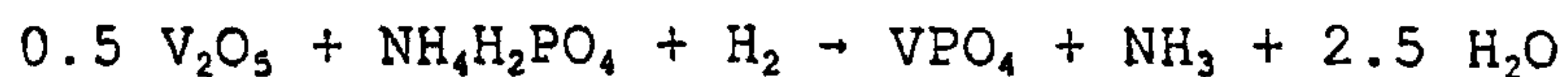
15 As described earlier, the electrochemical cell
operated as per the invention, may be prepared in a
variety of ways. In one embodiment, the negative
electrode may be metallic lithium. In more desirable
embodiments, the negative electrode is an insertion active
20 material, such as, metal oxides and graphite. When a
metal oxide active material is used, the components of the
electrode are the metal oxide, electrically conductive
carbon, and binder, in proportions similar to that
described above for the positive electrode. In a
25 preferred embodiment, the negative electrode active
material is graphite particles. For test purposes, test
cells are often fabricated using lithium metal electrodes.
When forming cells for use as batteries, it is preferred
to use an insertion metal oxide positive electrode and a
30 graphitic carbon negative electrode. Various methods for
fabricating electrochemical cells and batteries and for
forming electrode components are described herein. The
invention is not, however, limited by any particular
fabrication method.

The general aspects of the above synthesis routes are applicable to a variety of starting materials. Exemplary metal compounds include Fe_2O_3 , Fe_3O_4 , V_2O_5 , VO_2 , LiVO_3 , NH_4VO_3 , $\text{Mg}(\text{OH})_2$, CaO , MgO , $\text{Ca}(\text{OH})_2$, MnO_2 , Mn_2O_3 ,
5 $\text{Mn}_3(\text{PO}_4)_2$, CuO , SnO , SnO_2 , TiO_2 , Ti_2O_3 , Cr_2O_3 , PbO_2 , PbO ,
 $\text{Ba}(\text{OH})_2$, BaO , $\text{Cd}(\text{OH})_2$, FePO_4 , $\text{Fe}_3(\text{PO}_4)_2$, $\text{Zn}_3(\text{PO}_4)_2$, $\text{Mg}_3(\text{PO}_4)_2$
and mixtures thereof. The metal compounds are reduced in the presence of a reducing agent, such as hydrogen or carbon. The same considerations apply to other metal and
0 phosphate containing starting materials. The thermodynamic considerations such as ease of reduction, of the selected starting materials, the reaction kinetics, and the melting point of the salts will cause adjustment in the general procedure, such as the amount
.5 of reducing agent, the temperature of the reaction, and the dwell time.

Formation of Active Materials

Example I

Reaction 1(a) - Using hydrogen to form precursors



5

(a) Pre-mix reactants in following proportions using ball mill. Thus,

$$0.5 \text{ mol V}_2\text{O}_5 = 90.94 \text{ g}$$

$$1.0 \text{ mol NH}_4\text{H}_2\text{PO}_4 = 115.03 \text{ g}$$

10

(b) Pelletize the powder mixture.

(c) Heat to 300°C at a rate of 2°C/minute in a flowing H₂ atmosphere. Dwell for 8 hours at 300°C.

(d) Cool at 2°C/minute to room temperature.

15

(e) Powderize and re-pelletize.

(f) Heat to 850°C in a flowing H₂ atmosphere at a rate of 2°C/minute. Dwell for 8 hours at 850°C.

(g) Cool at 2°C/minute to room temperature.

Reaction 1(b) - formation of lithium vanadium
fluorophosphate

20



(a) Pre-mix reactants in equi-molar portions using a ball mill. Thus,

25

$$1 \text{ mol LiF} = 25.94 \text{ g}$$

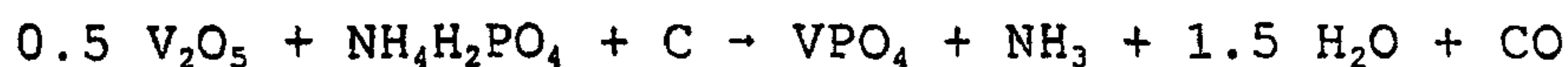
$$1 \text{ mol VPO}_4 = 145.91 \text{ g}$$

(b) Pelletize powder mixture.

- (c) Heat to 700°C at a rate of 2°C/minute in an air atmosphere in a covered nickel crucible. Dwell for 15 minutes at 700°C.
- (d) Cool to room temperature at about 50°C/minute.
- 5 (e) Powderize pellet.

Example II

Reaction 2(a) - Using a carbothermal method to form precursors.



- 10 (a) Pre-mix reactants in the following proportions using ball mill. Thus,
- | | | |
|--|---|----------|
| 0.5 mol V_2O_5 | = | 90.94 g |
| 1.0 mol $\text{NH}_4\text{H}_2\text{PO}_4$ | = | 115.03 g |
| 1.0 mol carbon | = | 12.0 g |
- 15 (Use 10% excess carbon - 13.2 g)
- (b) Pelletize powder mixture.
- (c) Heat pellet to 300°C at a rate of 2°C/minute in an inert atmosphere (e.g., argon). Dwell for 3 hours at 300°C.
- 20 (d) Cool to room temperature at 2°C/minute.
- (e) Powderize and re-pelletize.
- (f) Heat pellet to 850°C at a rate of 2°C/minute in an inert atmosphere (e.g. argon). Dwell for 8 hours at 850°C under an argon atmosphere.
- 25 (g) Cool to room temperature at 2°C/minute.
- (h) Powderize pellet.

Reaction 2(b) - formation of lithium vanadium fluorophosphate

35



(a) Pre-mix reactants in equi-molar portions using a ball mill. Thus,

$$\begin{array}{rcl} & 1 \text{ mol LiF} & = 25.94 \text{ g} \\ 5 & 1 \text{ mol VPO}_4 & = 145.91 \text{ g} \end{array}$$

(b) Pelletize powder mixture.

(c) Heat to 700°C at a rate of 2°C/minute in an air atmosphere in a nickel crucible. Dwell for 15 minutes at 700°C.

10 (d) Cool to room temperature at about 50°C/minute.

(e) Powderize pellet.

Example III

Reaction 3(a) - Formation of aluminum phosphate.



15 (a) Premix reactants in equi-molar portions using a ball mill. Thus,

$$\begin{array}{rcl} & 1.0 \text{ mol Al}(\text{OH})_3 & = 78.0 \text{ g} \\ & 1.0 \text{ mol NH}_4\text{H}_2\text{PO}_4 & = 115.03 \text{ g} \end{array}$$

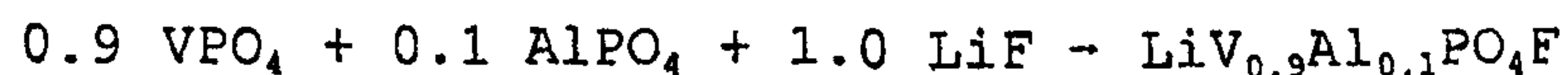
(b) Pelletize powder mixture.

20 (c) Heat to 950°C at a rate of 2°C/minute in an air atmosphere. Dwell for 8 hours at 950°C.

(d) Cool to room temperature at about 50°C/minute.

(e) Powderize.

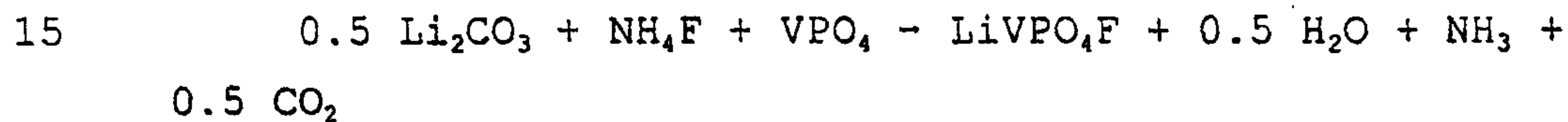
25 Reaction 3(b) - Formation of lithium vanadium aluminum fluorophosphate



- (a) Pre-mix reactants in the following proportions using ball mill. Thus,
- | | | |
|---------------------------|---|---------|
| 0.9 mol VPO ₄ | = | 131.3 g |
| 0.1 mol AlPO ₄ | = | 12.2 g |
| 1.0 mol LiF | = | 25.9 g |
- (b) Pelletize powder mixture.
- (c) Heat to 700°C at a rate of 2°C/minute in a nickel crucible in either an air or inert atmosphere. Dwell for 15 minutes at 700°C.
- (d) Cool to room temperature at about 50°C/minute.
- (e) Powderize.

Example IV

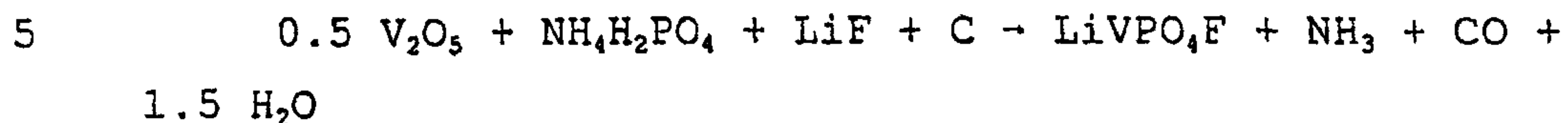
Reaction 4 - Production of lithium vanadium fluorophosphate in an alternate formulation.



- (a) Pre-mix reactants in the following proportions using a ball mill. Thus,
- | | | |
|---|---|---------|
| 0.5 mol Li ₂ CO ₃ | = | 37.0 g |
| 1.0 mol NH ₄ F | = | 37.0 g |
| 1.0 mol VPO ₄ | = | 145.9 g |
- (b) Pelletize powder mixture.
- (c) Heat to 700°C at a rate of 2°C/minutes in an air atmosphere. Dwell for 15 minutes at 700°C.
- (d) Cool to room temperature.
- (e) Powderize pellet.

Example V

Reaction 5 - Single step preparation of lithium vanadium fluorophosphate using lithium fluoride in a carbothermal method.



(a) Pre-mix reactants in the following proportions using a ball mill. Thus,

	0.5 mol V_2O_5	=	90.94 g
10	1.0 mol $\text{NH}_4\text{H}_2\text{PO}_4$	=	115.03 g
	1.0 mol LiF	=	25.94 g
	1.0 mol carbon	=	12.0 g

(Use 10% excess carbon - 13.2 g)

(b) Pelletize powder mixture.

15 (c) Heat pellet to 300°C at a rate of 2°C/minute in an inert atmosphere. Dwell for 3 hours at 300°C.

(d) Cool to room temperature at 2°C/minute.

(e) Powderize and repelletize.

20 (f) Heat pellet to 750°C at a rate of 2°C/minute in an inert atmosphere (e.g. argon). Dwell for 1 hour at 750°C under an argon atmosphere.

(g) Cool to room temperature at 2°C/minute.

(h) Powderize pellet.

Example VI

Reaction 6a - Formation of iron phosphate.



- 5 (a) Pre-mix reactants in the following proportions using a ball mill. Thus,

$$0.5 \text{ mol Fe}_2\text{O}_3 = 79.8 \text{ g}$$

$$1.0 \text{ mol } (\text{NH}_4)_2 \text{ HPO}_4 = 132.1 \text{ g}$$

- (b) Pelletize powder mixture.
 (c) Heat to 300°C at 2°C/minute in air atmosphere.
 10 Dwell 8 hours and cool to room temperature.
 (d) Re-pelletize.
 (e) Heat to 900°C at 2°C/minute in air atmosphere.
 Dwell 8 hours and cool to room temperature.
 (f) Powderize.

15 Reaction 6b - Formation of LiFePO₄F



- (a) Pre-mix reactants in the following proportions using a ball mill. Thus,

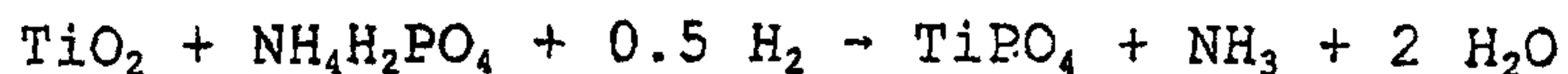
20 1 mol FePO₄ = 150.8 g

1 mol LiF = 25.9 g

- (b) Pelletize.
 (c) Heat to 700°C at 2°C/minute in air atmosphere.
 (d) 15 minute dwell.
 (e) Cool to room temperature.
 25 (f) Powderize.

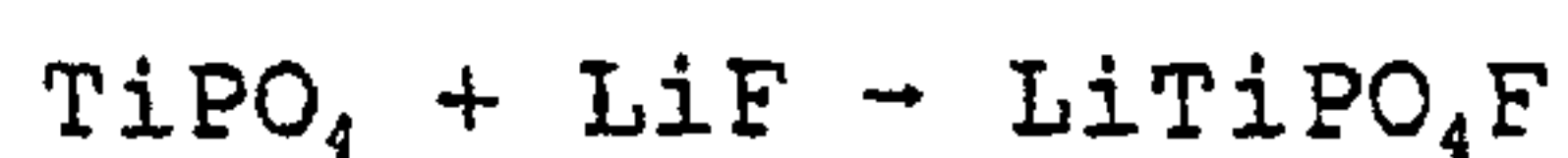
Example VII

Reaction 7a - Formation of titanium phosphate.



- (a) Pre-mix reactants in the following proportions
 5 using a ball mill. Thus,
- | | | |
|--|---|---------|
| 1.0 mol TiO ₂ | = | 79.9 g |
| 1.0 mol NH ₄ H ₂ PO ₄ | = | 115.0 g |
- (b) Pelletize powder mixture.
 (c) Heat to 300°C at 2°C/minute in air atmosphere.
 10 Dwell for 3 hours.
 (d) Cool to room temperature.
 (e) Re-pelletize.
 (f) Heat to 850°C at 2°C/minute in H₂ atmosphere.
 Dwell for 8 hours.
 15 (g) Cool to room temperature.
 (h) Powderize.

Reaction 7b - Formation of LiTiPO₄F.



- (a) Pre-mix reactants in the following proportions
 20 using a ball mill. Thus,
- | | | |
|-------------------------|---|---------|
| 1 mol TiPO ₄ | = | 142.9 g |
| 1 mol LiF | = | 25.9 g |
- (b) Pelletize powder mixture.
 (c) Heat to 700°C at 2°C/minute in inert
 25 atmosphere.
 (d) 15 minute dwell.
 (e) Cool to room temperature.
 (f) Powderize.

Example VIII

Reaction 8a - Formation of chromium phosphate.



- 5 (a) Pre-mix reactants in the following proportions using a ball mill. Thus,

$$0.5 \text{ mol Cr}_2\text{O}_3 = 76.0 \text{ g}$$

$$1.0 \text{ mol } (\text{NH}_4)_2\text{HPO}_4 = 132.1 \text{ g}$$

- (b) Pelletize powder mixture.
 (c) Heat to 500°C at 2°C/minute in air atmosphere.
 10 Dwell 6 hours and cool to room temperature.
 (d) Re-pelletize.
 (e) Heat to 1050°C at 2°C/minute in air atmosphere.
 Dwell 6 hours and cool to room temperature.
 (f) Powderize.

15 Reaction 8b - Formation of LiCrPO_4F



- (a) Pre-mix reactants in the following proportions using a ball mill. Thus,

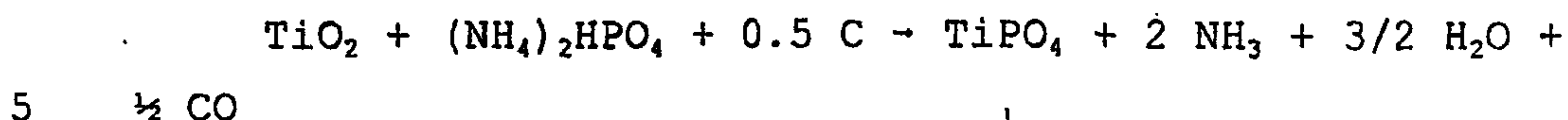
20 $1 \text{ mol CrPO}_4 = 147.0 \text{ g}$

$$1 \text{ mol LiF} = 25.9 \text{ g}$$

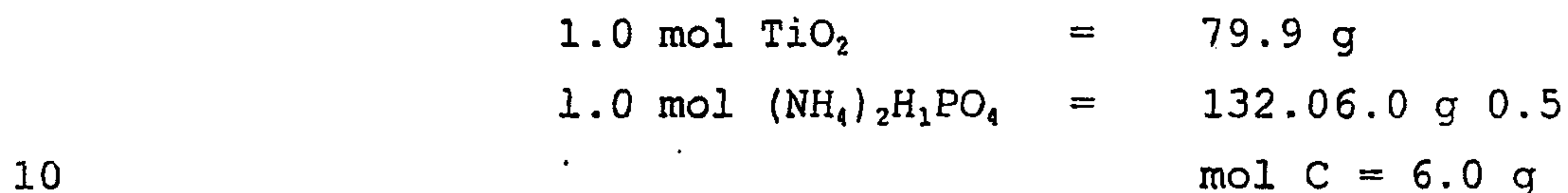
- (b) Pelletize powder mixture.
 (c) Heat to 700°C at 2°C/minute in air atmosphere.
 (d) 15 minute dwell.
 (e) Cool to room temperature.
 25 (f) Powderize.

Example IX

Reaction 9a - Formation of titanium phosphate using
carbothermal method.



(a) Pre-mix reactants in the following proportions
using a ball mill. Thus,



(b) Pelletize powder mixture.

(c) Heat to 300°C at 2°C/minute in air or inert
atmosphere. Dwell for 3 hours.

(d) Cool to room temperature.

15 (e) Re-pelletize.

(f) Heat to 850°C at 2°C/minute in air or inert
atmosphere. Dwell for 8 hours.

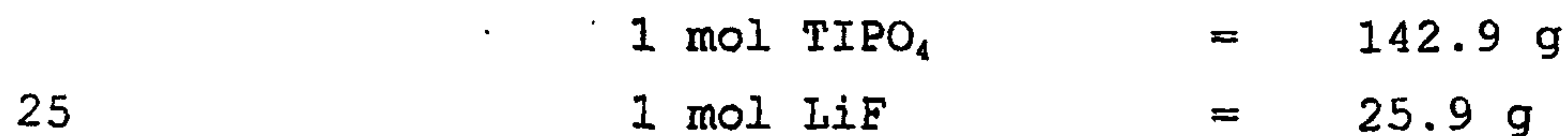
(g) Cool to room temperature.

(h) Powderize.

20 Reaction 9b - Formation of LiTiPO_4F .



(a) Pre-mix reactants in the following proportions
using a ball mill. Thus,



(b) Pelletize powder mixture.

(c) Heat to 700°C at 2°C/minute in inert
atmosphere.

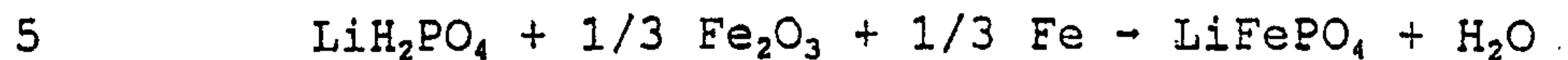
(d) 15 minute dwell.

30 (e) Cool to room temperature.

(f) Powderize.

Example X

Reaction 10 - Thermite reduction of lithium and iron precursors for producing a cathode active material.



(a) Pre-mix reactants in the following proportions using a ball mill. Thus,

	1 mol LiH_2PO_4	=	103.9 g
	1/3 mol Fe_2O_3	=	53.2 g
10	1/3 mol Fe powder	=	18.6 g
	(use up to 50% excess Fe	=	27.9 g)

(b) Pelletize.

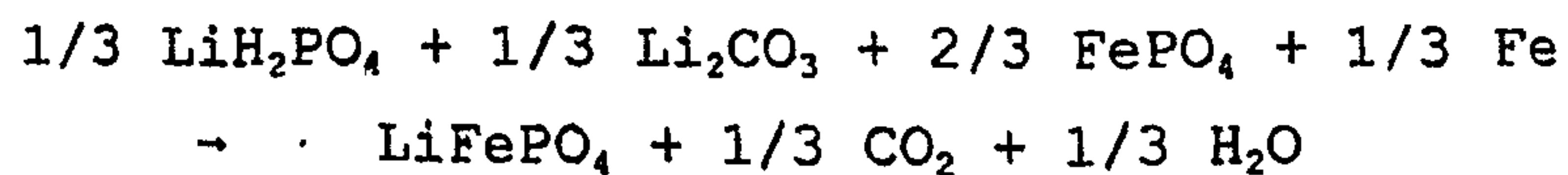
(c) Heat to 750°C at a rate of 2°C/minute in a non-oxidizing atmosphere. Dwell for 8 hours at
15 750°C.

(d) Cool to room temperature.

(e) Powderize.

Example XI

20 Reaction 11 - Thermite reduction of lithium and iron compounds for the production of lithium iron phosphate as a cathode material.



(a) Pre-mix reactants in the following proportions using a ball mill. Thus,

25	0.333 mol LiH_2PO_4	=	34.6 g
	0.333 mol Li_2CO_3	=	24.6 g

43

0.667 mol FePO₄ = 100.6 g

0.333 mol Fe powder = 18.6 g

(May use up to 50% excess Fe = 27.9 g)

(b) Pelletize.

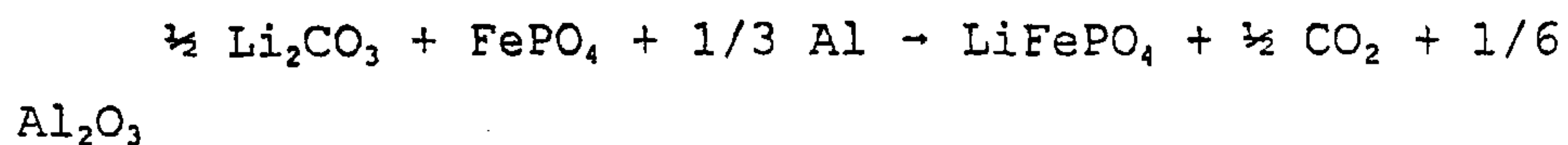
5 (c) Heat to 750°C at a rate of 2°C/minute in a non-oxidizing atmosphere (e.g., argon). Dwell for 8 hours at 750°C.

(d) Cool to room temperature.

(e) Powderize.

10 Example XII

Reaction 12 - Preparation of lithium iron phosphate using iron phosphate and aluminum.



15 (a) Pre-mix reactants in the following proportions using a ball mill. Thus,

0.5 mol Li₂CO₃ = 37.0 g

1.0 mol FePO₄ = 150.8 g

0.333 mol Al = 9.0 g

20 (May use up to 50% excess Al = 13.5 g)

(b) Pelletize.

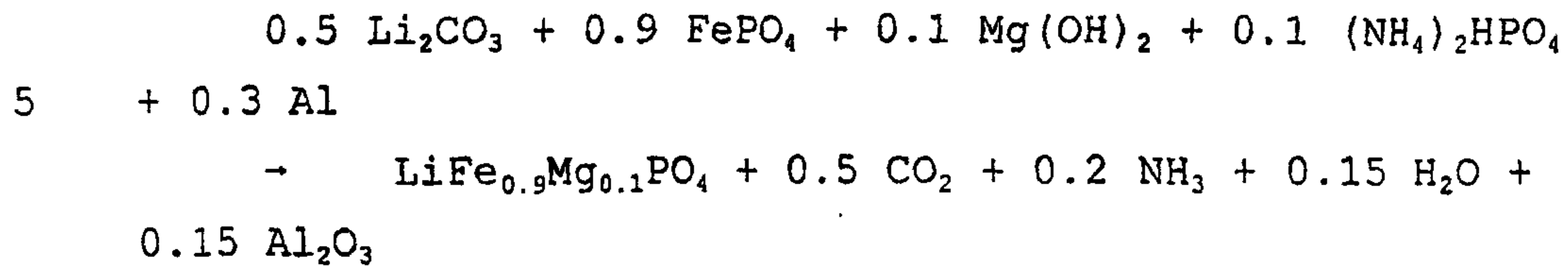
(c) Heat to 750°C at a rate of 2°C/minute in a non-oxidizing atmosphere (e.g., argon). Dwell for 8 hours at 750°C.

25 (d) Cool to room temperature.

(e) Powderize.

Example XIII

Reaction 13 - Preparation of lithium magnesium iron phosphate using aluminum.



(a) Pre-mix reactants in the following proportions using a ball mill. Thus,

10	0.5 mol Li_2CO_3	=	37.0 g
	0.9 mol FePO_4	=	135.7 g
	0.1 mol $\text{(NH}_4\text{)}_2\text{HPO}_4$	=	13.2 g
	0.1 mol Mg(OH)_2	=	5.8 g
	0.3 mol Al	=	8.1 g
15	(May use up to 50% excess Al	=	12.15 g)

(b) Pelletize.

(c) Heat to 750°C at a rate of 2°C/minute in a non-oxidizing atmosphere (e.g., argon). Dwell for 8 hours at 750°C.

20 (d) Cool to room temperature.

(e) Powderize.

Example XIV

Reaction 14 - Preparation of lithium vanadium oxide (LiV_2O_5) using vanadium oxide and metallic vanadium.



(a) Pre-mix reactants in the following proportions using a ball mill. Thus,

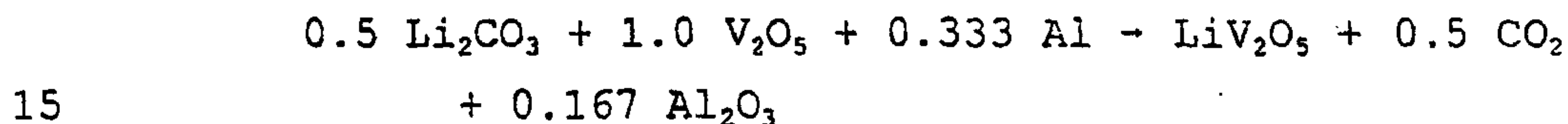
45

0.5 mol Li_2CO_3	=	37.0 g
0.9 mol V_2O_5	=	163.7 g
0.2 mol V	=	10.2 g
(May use up to 50% excess V	=	15.3 g)

- 5 (b) Pelletize.
- (c) Heat to 750°C at a rate of 2°C/minute in a non-oxidizing atmosphere (e.g., argon). Dwell for 8 hours at 750°C.
- (d) Cool to room temperature.
- 10 (e) Powderize.

Example XV

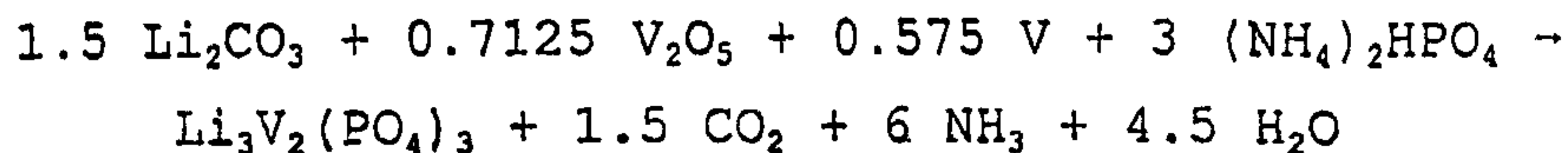
Reaction 15 - Preparation of lithium vanadium oxide (LiV_2O_5) using vanadium oxide and metallic aluminum.



- (a) Pre-mix reactants in the following proportions using a ball mill. Thus,
- | | | |
|----------------------------------|---|---------|
| 0.5 mol Li_2CO_3 | = | 37.0 g |
| 1.0 mol V_2O_5 | = | 181.9 g |
| 0.333 mol Al | = | 9.0 g |
| (May use up to 50% excess Al | = | 13.5 g) |
- (b) Pelletize.
- (c) Heat to 750°C at a rate of 2°C/minute in a non-oxidizing atmosphere (e.g., argon). Dwell for 8 hours at 750°C.
- 25 (d) Cool to room temperature.
- (e) Powderize.

Example XVI

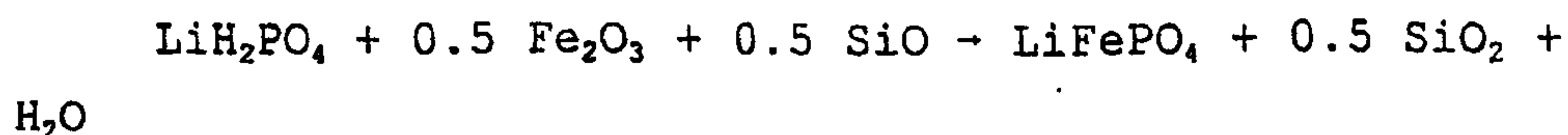
Reaction 16 - Preparation of lithium vanadium phosphate



- 5 (a) Pre-mix reactants in the following proportions using a ball mill. Thus,
- | | | |
|--|---|---------|
| 1.5 mol Li_2CO_3 | = | 111.0 g |
| 0.7125 mol V_2O_5 | = | 129.6 g |
| 0.575 mol V | = | 29.3 g |
| 10 3 mol $(\text{NH}_4)_2\text{HPO}_4$ | = | 396.3 g |
| (May use up to 50% excess V | = | 43.9 g) |
- (b) Pelletize.
- (c) Heat to 300°C at a rate of 2°C/minute in a non-oxidizing atmosphere (e.g., argon). Dwell for
- 15 8 hours at 300°C.
- (d) Cool to room temperature.
- (e) Powderize, and re-pelletize.
- (f) Heat to 850°C at a rate of 2°C/minute in a non-oxidizing atmosphere (e.g., argon). Dwell for
- 20 8 hours at 850°C.
- (g) Cool to room temperature.
- (h) Powderize.

Example XVII

25 Reaction 17 - Preparation of lithium iron phosphate using silicon dioxide.



- (a) Pre-mix reactants in the following proportions using a ball mill. Thus,

47

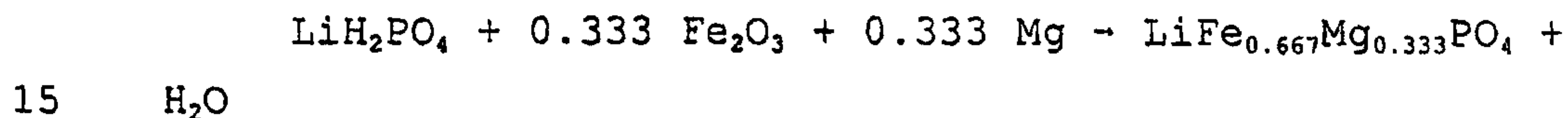
1.0 mol LiH_2PO_4 = 103.9 g
 0.5 mol Fe_2O_3 = 79.9 g
 0.5 mol SiO = 22.0 g

(May use up to 50% excess SiO = 33.0 g)

- 5 (b) Pelletize.
 (c) Heat to 750°C at a rate of 2°C/minute in a non-oxidizing atmosphere (e.g., argon). Dwell for 8 hours at 750°C.
 (d) Cool to room temperature.
 10 (e) Powderize.

Example XVIII

Reaction 18 - Preparation of lithium magnesium iron phosphate using magnesium.



- (a) Pre-mix reactants in the following proportions using a ball mill. Thus,
- 20 1 mol LiH_2PO_4 = 103.9 g
 0.333 mol Fe_2O_3 = 53.2 g
 0.333 mol Mg = 8.1 g
 (May use up to 50% excess Mg = 12.1 g)
- (b) Pelletize.
 (c) Heat to 750°C at a rate of 2°C/minute in a non-oxidizing atmosphere (e.g., argon). Dwell for
 25 8 hours at 750°C.
 (d) Cool to room temperature.
 (e) Powderize.

Characterization of Active Materials
and Formation and Testing of Cells

Referring to Figure 1, the final product
LiVPO₄F, prepared from V₂O₅ metal compound per Reaction 1,
5 appeared black in color. From Example I, the LiVPO₄F was
formed using a two stage process. The first stage
involved creating a metal phosphate precursor, vanadium
phosphate. The vanadium phosphate was created following
the basic procedure, with vanadium pentoxide and ADHP
10 mixed in about a 1:2 molar ratio in a ball mill, and
ground for about 30 minutes. The mixture was formed into
a pellet, and heated at about 2°C/minute to a temperature
of about 300°C. The pellet was maintained at that
temperature for about 8 hours before cooling to ambient.
15 The pellet was re-ground and re-pelletized before
reheating at about 2°C/minute to a greater temperature of
about 850°C, and maintained at that temperature for about
8 hours. The reactions were carried out under a flowing
hydrogen atmosphere. Upon completion of the first stage,
20 the second stage involved mixing and grinding the
vanadium phosphate formed in stage one with lithium
fluoride. The mixture was pressed into a pellet, and the
pellet was heated at about 2°C/minute to a temperature of
about 700°C. The pellet was held at this temperature for
25 about 15 minutes, and then cooled to ambient, and ground
into a powder. The resulting product was a material with
a triclinic crystal structure. The triclinic unit cell
crystal structure is characterized by a lack of symmetry.
In a triclinic crystal structure, $a \neq b \neq c$, and $\alpha \neq \beta \neq \gamma \neq 90^\circ$.
30 This product's CuK α x-ray diffraction (XRD) pattern
contained all of the peaks expected for this material as
shown in Figure 1. The pattern evident in Figure 1 is
consistent with the single phase triclinic phosphate

LiVPO₄F. This is evidenced by the position of the peaks in terms of the scattering angle 2θ (theta), x axis. Here the space group and the lattice parameters from XRD refinement are consistent with the triclinic structure. 5 The values are $a = 5.1738 \text{ \AA}$ (0.002), $b = 5.3096 \text{ \AA}$ (0.002), $c = 7.2503 \text{ \AA}$ (0.001); the angle $\alpha=72.4794$ (0.06), $\beta=107.7677$ (0.04), $\gamma=81.3757$ (0.04), cell volume = 174.53 \AA^3 .

10 The x-ray pattern demonstrates that the product of the invention was indeed the nominal formula LiVPO₄F. The term "nominal formula" refers to the fact that the relative proportion of atomic species may vary slightly on the order of up to 5 percent, or more typically, 1 percent to 3 percent. In another aspect, any portion of 15 P (phosphorous) may be substituted by Si (silicon), S (sulfur) and/or As (arsenic).

The LiVPO₄F, prepared as described immediately above, was tested in an electrochemical cell. The positive electrode was prepared as described above, using 20 22.5mg of active material. The positive electrode contained, on a weight % basis, 80% active material, 8% carbon black, and 12% Kynar. Kynar is commercially available PVdF:HFP copolymers used as binder material. The negative electrode was metallic lithium. The 25 electrolyte was 2:1 weight ratio mixture of EC and DMC within which was dissolved 1 molar LiPF₆. The cells were cycled between 3.5 and 4.4 with performance as shown in Figure 2. Figure 2 is an Electrochemical Voltage Spectroscopy (EVS) voltage/capacity profile for a cell 30 with cathode material formed with LiVPO₄F. Figure 2 shows the results of the first cycle with the critical limiting current density less than 0.1 milliamps per square centimeter with $\pm 10\text{mV}$ steps between about 3.0 and 4.4 volts based upon 29.4 milligrams of the LiVPO₄F

active material in the cathode (positive electrode). In an as prepared, as assembled, initial condition, the positive electrode active material is LiVPO_4F . The lithium is extracted from the LiVPO_4F during charging of the cell. When fully charged, about 0.75 unit of lithium had been removed per formula unit. Consequently, the positive electrode active material corresponds to $\text{Li}_{1-x}\text{VPO}_4\text{F}$ where x appears to be equal to about 0.75, when the cathode material is at 4.4 volts versus Li/Li^+ . The extraction represents approximately 129 milliamp hours per gram corresponding to about 3.8 milliamp hours based on 29.4 milligrams active material. Next, the cell is discharged whereupon a quantity of lithium is re-inserted into the LiVPO_4F . The re-insertion corresponds to approximately 109 milliamp hours per gram proportional to the insertion of essentially all of the lithium. The bottom of the curve corresponds to approximately 3.0 volts.

Figure 3 is an Electrochemical Voltage Spectroscopy differential capacity plot based on Figure 2. As can be seen from Figure 3, the relatively symmetrical nature of the peaks indicates good electrical reversibility. There are small peak separations (charge/discharge), and good correspondence between peaks above and below the zero axis. There are essentially no peaks that can be related to irreversible reactions, since peaks above the axis (cell charge) have corresponding peaks below the axis (cell discharge), and there is very little separation between the peaks above and below the axis. This shows that the LiVPO_4F is high quality electrode material.

Lithium vanadium fluorophosphate was also produced using a one stage process from Example V. A mixture was made of vanadium pentoxide, ammonium

dihydrogen phosphate, lithium fluoride and carbon. The compounds were mixed with ratio of about 0.5:1:1:1 on a molar basis. The mixture was dry ground for about 30 minutes to intimately mix the powders in a ball mill.

5 The powders were pressed into pellets. The reaction was conducted by heating the pellets in an oven at a preferred rate of about 2°C/minute to a first elevated temperature of about 300°C. The reaction was carried out at 300°C for about 8 hours. The pellets were allowed to

10 cool, then re-ground and repressed into pellets. The reaction was continued by reheating the pellets in an oven at a preferred heating rate of about 2°C/minute to about 750°C, and held at 750°C for about 8 hours to complete the reaction. The pellets were cooled to ambient

15 and reground leaving the product LiVPO_4F .

Referring to Figure 4, the final product LiFePO_4F , prepared from Fe_2O_3 metal compound per Reaction 6, appeared brown in color. From Example VI, the LiFePO_4F was formed using a two stage process. The first

20 stage involved creating a metal phosphate precursor, iron phosphate. The iron phosphate was created following the basic procedure, with iron oxide and DAHP mixed in about a 1:2 molar ratio in a ball mill, and ground for about 30 minutes. The mixture was formed into a pellet, and

25 heated at about 2°C/minute to a temperature of about 300°C. The pellet was maintained at that temperature for about 8 hours before cooling to ambient. The pellet was re-ground and re-pelletized before reheating at about 2°C/minute to a second elevated temperature of about

30 900°C, and maintained at that temperature for about 8 hours. Upon completion of the first stage, the second stage involved mixing and grinding the iron phosphate formed in the first stage with lithium fluoride. The mixture was pressed into a pellet, and the pellet was

heated at about 2°C/minute to a temperature of about 700°C. The pellet was held at this temperature for about 15 minutes, and then cooled to ambient, and ground into a powder. The resulting product was a material with a triclinic crystal structure. This product's CuK α x-ray diffraction pattern contained all of the peaks expected for this material as shown in Figure 4. The pattern evident in Figure 4 is consistent with the single phase triclinic phosphate LiFePO₄F. This is evidenced by the position of the peaks in terms of the scattering angle 2 θ (theta), x axis. Here the space group and the lattice parameters from XRD refinement are consistent with the triclinic structure. The values are a = 5.1528 Å (0.002), b = 5.3031 Å (0.002), c = 7.4966 Å (0.003); the angle α = 67.001° (0.02), β = 67.164° (0.03), γ = 81.512° (0.02), cell volume = 173.79 Å³. The x-ray pattern demonstrates that the product of the invention was indeed the nominal formula LiFePO₄F.

Referring to Figure 5, the final product LiTiPO₄F, prepared from TiO₂ metal compound per Reaction 7, appeared green in color. From Example VII, the LiTiPO₄F was formed using a two stage process. The first stage involved creating a metal phosphate precursor, titanium phosphate. The titanium phosphate was created following the basic procedure, with titanium dioxide and ADHP mixed in about a 1:1 molar ratio in a ball mill, and ground for about 30 minutes. The mixture was formed into a pellet, and heated at about 2°C/minute to a temperature of about 300°C. The pellet was maintained at that temperature for about 3 hours before cooling to ambient. The pellet was re-ground and re-pelletized before reheating at about 2°C/minute to a second elevated temperature of about 850°C, and maintained at that temperature for about 8 hours. The reactions were

carried out under a flowing hydrogen atmosphere. Upon completion of the first stage, the second stage involved mixing and grinding the titanium phosphate formed in the first stage with lithium fluoride. The mixture was
5 pressed into a pellet, and the pellet was heated at about 2°C/minute to a temperature of about 700°C. The pellet was held at this temperature for about 15 minutes, and then cooled to ambient, and ground into a powder. The resulting product was a material with a triclinic crystal
10 structure. This product's CuK α x-ray diffraction (XRD) pattern contained all of the peaks expected for this material as shown in Figure 5. The pattern evident in Figure 5 is consistent with the single phase triclinic phosphate LiTiPO₄F. This is evidenced by the position of
15 the peaks in terms of the scattering angle 2 θ (theta), x axis. The x-ray diffraction pattern was triclinic.

In an alternative, LiTiPO₄F was prepared by the carbothermal method as in Reaction 9. The carbothermal method used carbon as the reducing agent, instead of
20 hydrogen. The product using this method exhibited the same characteristics as the product prepared by Reaction 7.

Referring to Figure 6, the final product LiCrPO₄F, prepared from Cr₂O₃ metal compound per Reaction
25 8, appeared green in color. From Example VIII, the LiCrPO₄F was formed using a two stage process. The first stage involved creating a metal phosphate precursor, chromium phosphate. The chromium phosphate was created following the basic procedure, with chromium oxide and
30 DAHP mixed in about a 1:2 molar ratio in a ball mill, and ground for about 30 minutes. The mixture was formed into a pellet, and heated at about 2°C/minute to a temperature of about 500°C. The pellet was maintained at that temperature for about 6 hours before cooling to ambient.

The pellet was re-ground and re-pelletized before reheating at about 2°C/minute to a greater temperature of about 1050°C, and maintained at that temperature for about 6 hours. Upon completion of the first stage, the second stage involved mixing and grinding the chromium phosphate formed in stage one with lithium fluoride. The mixture was pressed into a pellet, and the pellet was heated at about 2°C/minute to a temperature of about 700°C. The pellet was held at this temperature for about 15 minutes, and then cooled to ambient, and ground into a powder. The resulting product was a material with a triclinic crystal structure. This product's CuK α x-ray diffraction pattern contained all of the peaks expected for this material as shown in Figure 6. The pattern evident in Figure 6 is consistent with the single phase triclinic phosphate LiCrPO₄F. This is evidenced by the position of the peaks in terms of the scattering angle 2 θ (theta), x axis. Here the space group and the lattice parameters from XRD refinement are consistent with the triclinic structure. The values are $a = 4.996 \text{ \AA} (0.002)$, $b = 5.307 \text{ \AA} (0.002)$, $c = 6.923 \text{ \AA} (0.004)$; the angle $\alpha = 71.600^\circ (0.06)$, $\beta = 100.71^\circ (0.04)$, $\gamma = 78.546^\circ (0.05)$, cell volume = 164.54 \AA^3 . The x-ray pattern demonstrates that the product of the invention was indeed the nominal formula LiCrPO₄F.

In addition, lithium metal phosphates and lithium metal oxides were produced by this invention. One such compound, lithium iron phosphate was fabricated, tested and characterized. Referring to Figure 9, the final product LiFePO₄ was prepared from iron oxide as per Reaction 10. The starting materials are intimately mixed and dry ground for 30 minutes producing uniform finely ground powder. The starting materials are lithium dihydrogen phosphate, iron oxide, and the reducing agent

elemental iron. The mixture is then pressed into pellet form. The reaction was conducted by heating at a preferred ramped heating rate of about 2°C/minute to an elevated temperature of about 750°C and allowed to dwell for 8 hours. The reaction was carried out under a non-oxidizing atmosphere. The pellets were allowed to cool to ambient temperature and then ground into powder. This product's CuK α x-ray diffraction pattern contained all the peaks expected for this material as shown in Figure 9. Here the space group and lattice parameters from XRD refinement are consistent with the olivine structure. The values are $a = 10.3123\text{\AA}(0.002)$, $b = 5.9979\text{\AA}(0.0037)$, $c = 6.923\text{\AA}(0.0012)$; and cell volume = 289.7739\AA^3 . The x-ray pattern demonstrates that the product of the invention was LiFePO₄. The LiFePO₄, prepared as described immediately above, was tested in an electrochemical cell. The positive electrode was prepared as described above using 10.7 mg of active material. The positive electrode contained, on a weight % basis, 80% active material, 8% carbon black, and 12% Kynar. The negative electrode was metallic lithium. The electrolyte was 2:1 weight ratio mixture of EC and DMC within which was dissolved 1 molar LiPF₆. The cells were cycled between 2.5 and 3.9 volts with performances as shown in Figure 10. Figure 10 is a constant current cycling result using current density of $\pm 0.2\text{ mA/cm}^2$ between 2.5V and 4.0V for a cell with cathode material formed with LiFePO₄.

The product LiFePO₄ was prepared by several alternatives using different starting compounds and different reductants as evidenced by Reactions 11, 12, and 17. The products prepared by these reactions exhibited the same characteristics as the product prepared by Reaction 10.

As demonstrated by the above examples I - IX, the methods described herein have successfully been used to make the $\text{LiM}_{1-y}\text{MI}_y\text{PO}_4\text{F}$ compounds. These methods produce products which are essentially homogeneous, single phase compounds having a triclinic crystal structure. Although small amounts of other materials or phases may be present, such does not alter the essential character of the products so produced. Examples X - XVIII demonstrate the invention is applicable for the production of other lithium metal compounds useable as cathode active materials. Specifically, lithium metal phosphates and lithium metal oxides have been successfully produced using carbon and metals for reducing agents for the production of high purity cathode active materials.

In summary, the invention provides new methods for making new compounds $\text{LiM}_x\text{MI}_y\text{PO}_4\text{F}$, more specifically, $\text{LiM}_{1-y}\text{MI}_y\text{PO}_4\text{F}$, which are adaptable to commercial scale production. The new compounds are triclinic compounds as demonstrated by XRD analysis. The new materials demonstrate relatively high specific capacity coupled to a desirable voltage range and energetic reversibility and the methods provide efficient processes for making these new compounds. These properties make these materials excellent candidates as cathode active compound for lithium ion applications. The new process produces materials conveniently and in high purity from available precursors. The precursors can be produced by methods, such as carbothermal reduction. In other words, this invention provides new methods of producing compounds capable of being commercially and economically produced for use in batteries. In addition, the invention provides methods of producing lithium metal phosphates and lithium metal oxides, as well as precursor materials such as transition metal phosphates. Transition metal

phosphates are important precursor materials for the formation of cathode active materials. The metal phosphates are especially attractive when reacting with lithium fluoride as there is no weight loss in the generation of the lithium metal fluorophosphate cathode active materials. The carbothermal method is especially attractive, because any excess carbon that is not consumed is used as electrically conductive material in the cathode. The hydrogen reduction method for producing the metal phosphate precursors is also attractive, because the method produces compounds having a high purity.

While this invention has been described in terms of certain embodiments thereof, it is not intended that it be limited to the above description, but rather only to the extent set forth in the following claims.

The embodiments of the invention in which an exclusive property or privilege is claimed are defined in the following claims.

CLAIMS:

1. A method of making a metal phosphate compound for use in an electrode active material comprising the steps of:

 mixing starting materials in particle form, the starting materials including at least one metal constituent, and at least one phosphate compound; and

 heating the starting material mixture with a reducing agent in a non-oxidizing atmosphere to a temperature sufficient to form a metal phosphate reaction product in particulate form;

 wherein upon heating at least one metal ion of the starting materials is reduced in oxidation state without full reduction to elemental state; and

 wherein the metal phosphate reaction product comprises a reduced metal ion and a phosphate anion.

2. The method of claim 1, further comprising:

 mixing said metal phosphate in particulate form with a particulate lithium compound; and

 heating the ensuing mixture to a temperature sufficient to form a lithium metal phosphate compound, the lithium metal phosphate compound comprising a metal, a phosphate, and a lithium.

3. The method of claim 1, further comprising:

 mixing said metal phosphate in particulate form with a particulate lithium compound, and a particulate fluoride compound; and

 heating the ensuing mixture to a temperature sufficient to form a lithium metal fluorophosphate

reaction product, the lithium metal fluorophosphate comprising a metal, a phosphate, a fluoride and a lithium.

4. The method of claim 1, further comprising:
mixing said metal phosphate in particulate form with lithium fluoride; and

heating the ensuing mixture to a temperature sufficient to form a lithium metal fluorophosphate reaction product, the lithium metal fluorophosphate comprising a metal, a phosphate, a fluoride, and a lithium.

5. The method of claims 1, 2, 3 or 4, wherein said metal constituent is a compound of a metal selected from the group consisting of Fe, Co, Mn, V, Ti, Cr, Ni, Cu, and mixtures thereof.

6. The method of claim 4, where said metal constituent comprises iron oxide;

said at least one phosphate compound comprises diammonium hydrogen phosphate, or ammonium dihydrogen phosphate;

said metal phosphate reaction product comprises iron phosphate; and

said lithium metal fluorophosphate reaction product comprises lithium iron fluorophosphate represented by the nominal formula LiFePO_4F .

7. The method of claim 4, wherein
said metal constituent comprises chromium oxide;
said at least one phosphate compound comprises diammonium hydrogen phosphate, or ammonium dihydrogen phosphate;

said metal phosphate reaction product comprises chromium phosphate; and

said lithium metal fluorophosphate reaction product comprises lithium chromium fluorophosphate represented by the nominal formula LiCrPO_4F .

8. The method of claim 4, where
said metal constituent comprises titanium oxide;
said at least one phosphate compound comprises diammonium hydrogen phosphate, or ammonium dihydrogen phosphate;

said metal phosphate reaction product comprises titanium phosphate; and

said lithium metal fluorophosphate reaction product comprises lithium titanium fluorophosphate represented by the nominal formula LiTiPO_4F .

9. The method of claim 4, where
said metal constituent comprises vanadium pentoxide;
said at least one phosphate compound comprises diammonium hydrogen phosphate, or ammonium dihydrogen phosphate;

said metal phosphate reaction product comprises vanadium phosphate; and

said lithium metal fluorophosphate reaction product comprises lithium vanadium fluorophosphate represented by the nominal formula LiVPO_4F .

10. The method of claim 4, where
said metal constituent comprises manganese oxide;
said at least one phosphate compound comprises diammonium hydrogen phosphate, or ammonium dihydrogen phosphate;

said metal phosphate reaction product comprises manganese phosphate; and

said lithium metal fluorophosphate reaction product comprises lithium manganese fluorophosphate represented by the nominal formula LiMnPO_4F .

11. The method of claim 4, wherein said reducing agent is selected from the group consisting of:

transition metals selected from the group consisting of Fe, Co, Ni, Mn, Cu, V, Ti, Cr, Zn, Cd, and mixtures thereof;

non-transition metals selected from the group consisting of Mg, Ca, Sr, Pb, Sn, Ba, Be, Al, B, and mixtures thereof

non-metal constituents selected from the group consisting of silicon (Si), silicon oxide (SiO), carbon, and mixtures thereof; and

mixtures thereof.

LiVPO₄F

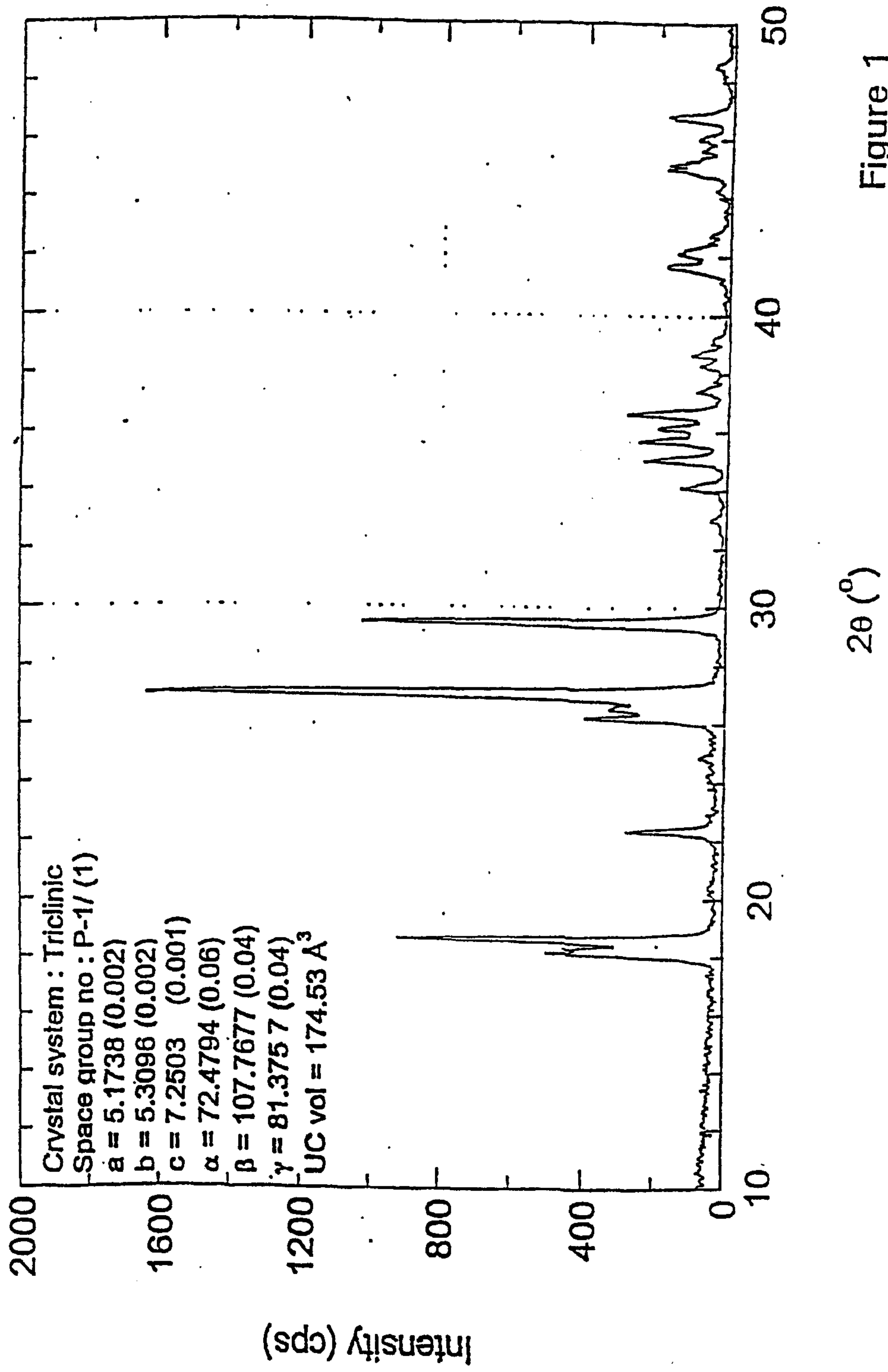


Figure 1

LiVPO4F 700C/15mins/Box Oven 29.4 mg active

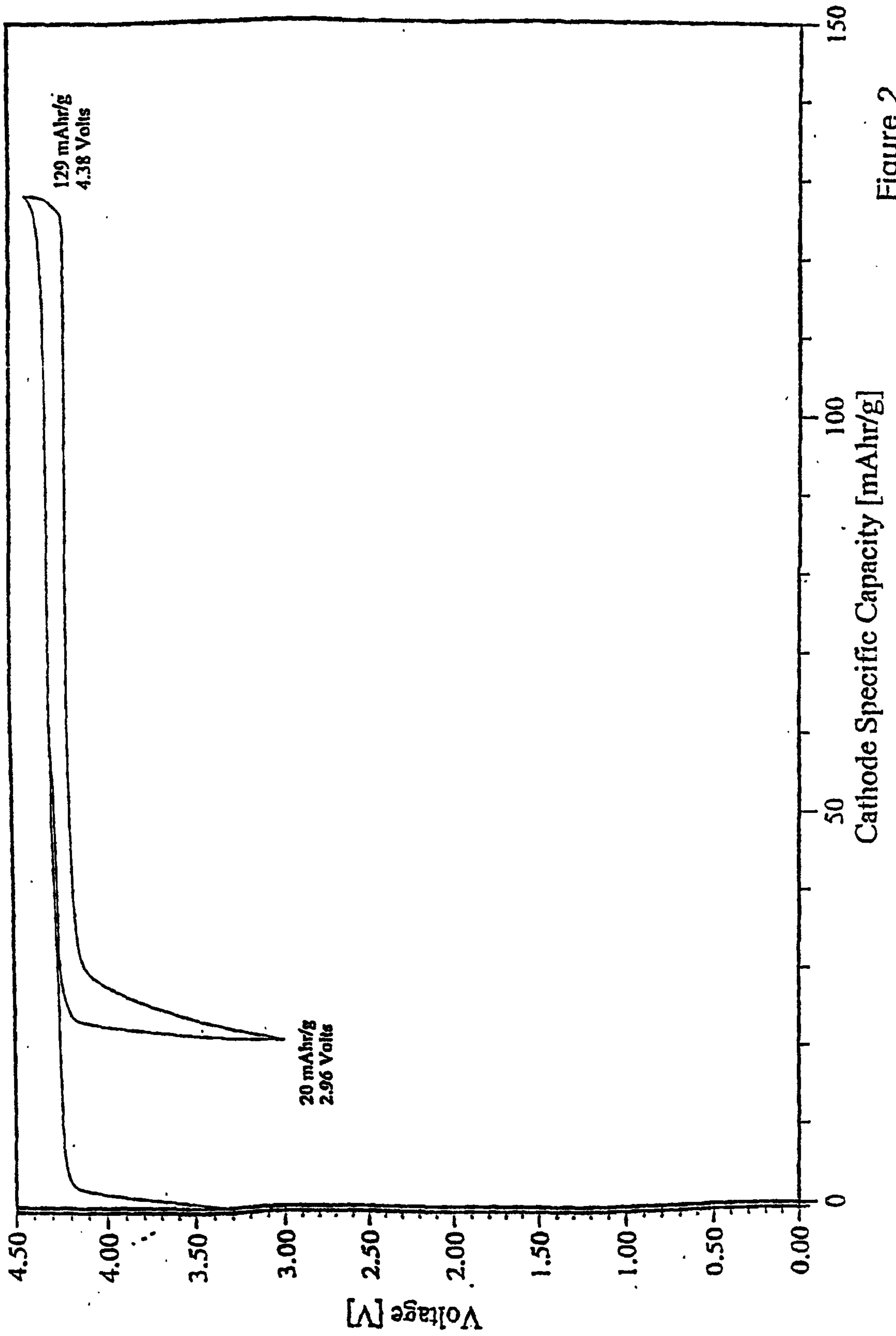



Figure 2

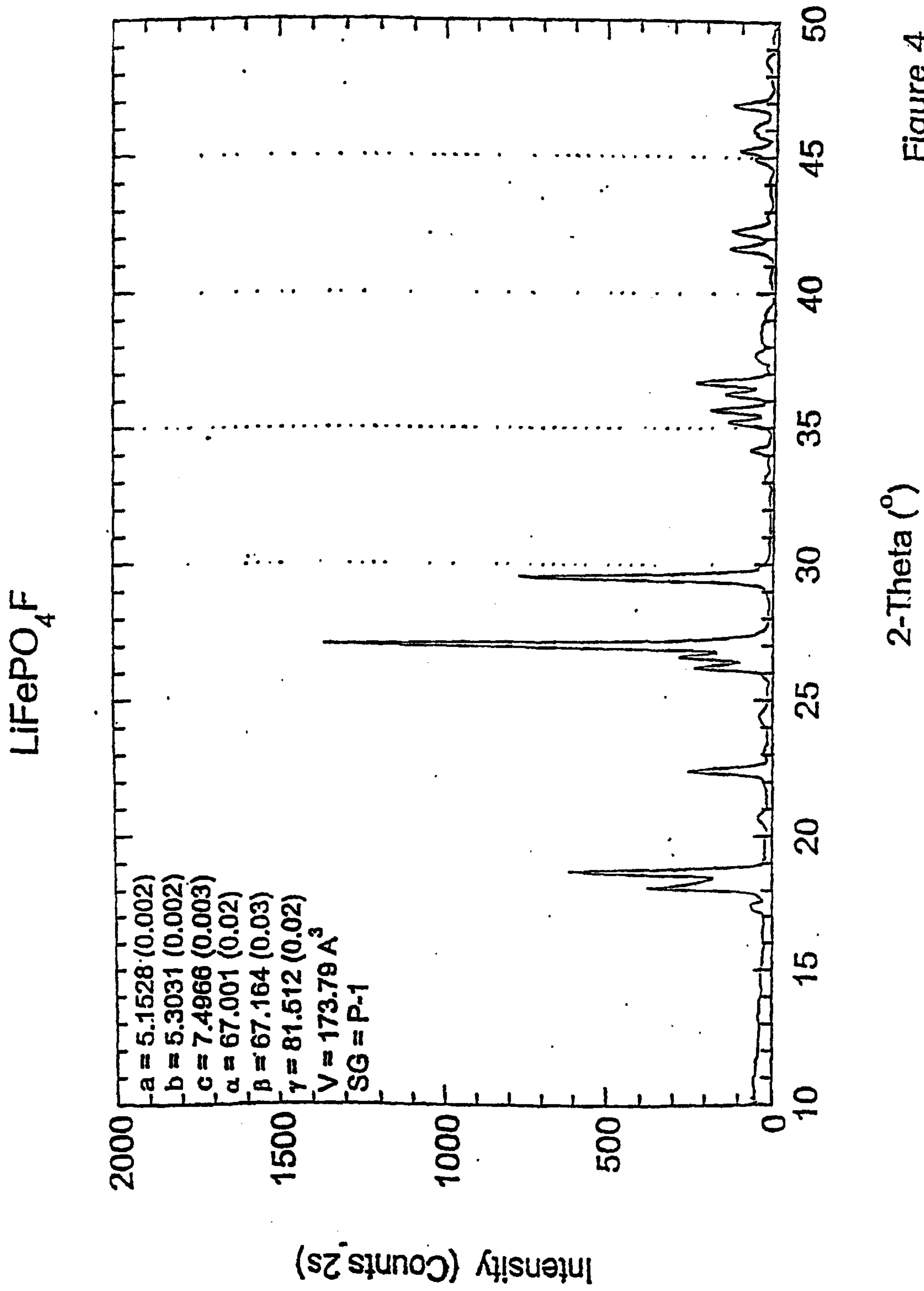
LiVPO₄F



3/10

Voltage [V]

Figure 3



2-Theta (°)

Figure 4

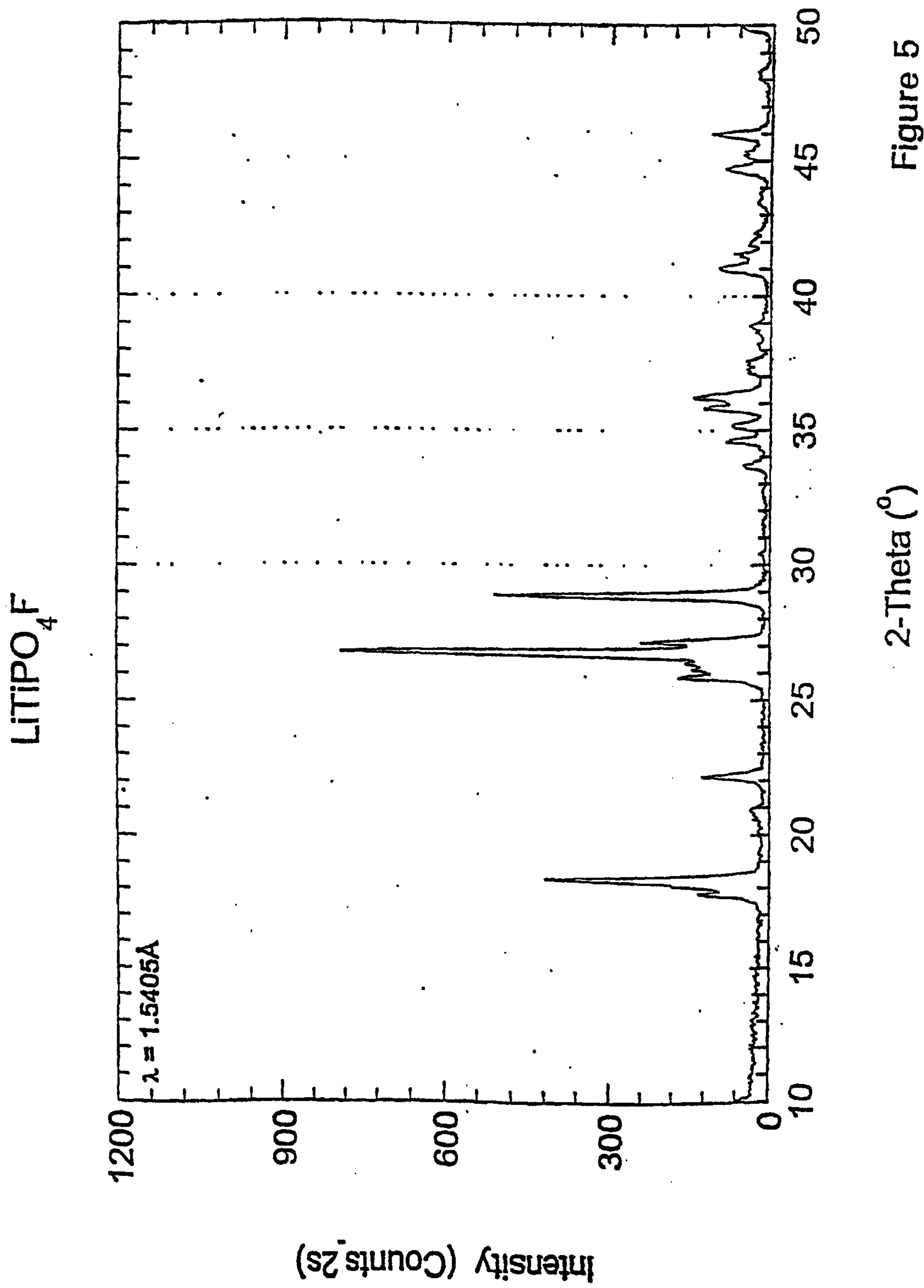


Figure 5

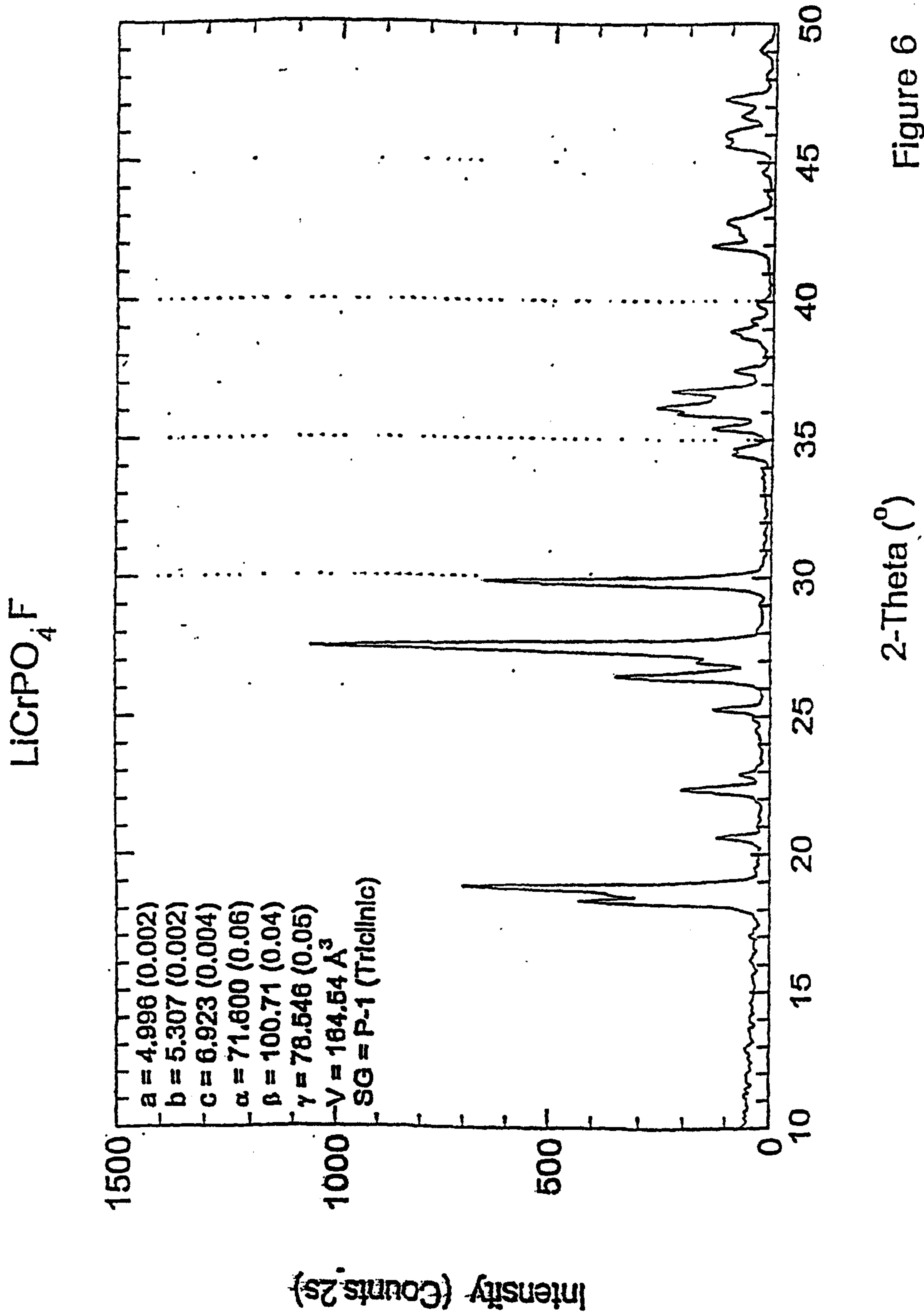


Figure 6

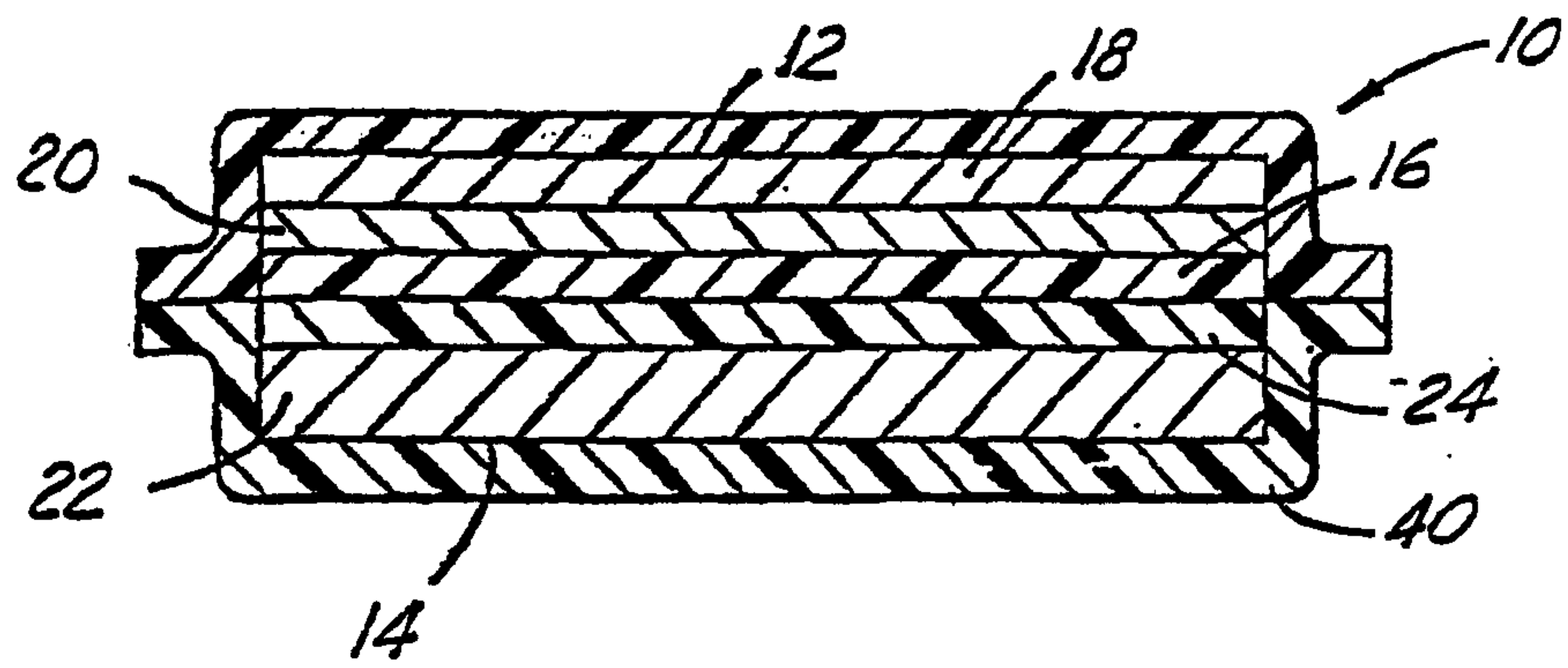


Figure 7


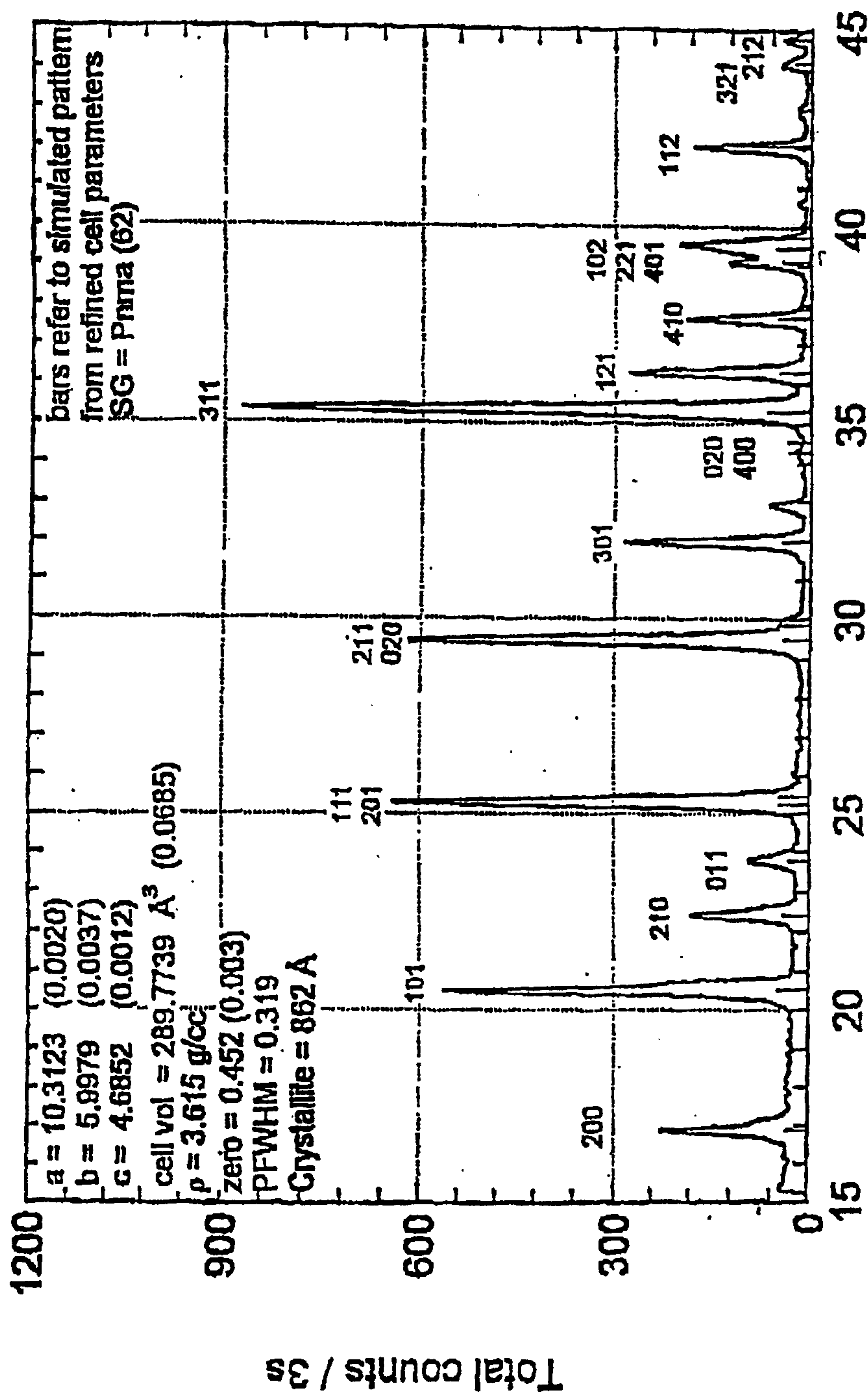


Figure 8

(LiFePO₄ - Fe reduction / 50% - 8hrs)



2-Theta / o

Figure 9

LiFePO4 Prepared by Fe reduction method 10.7 mg active

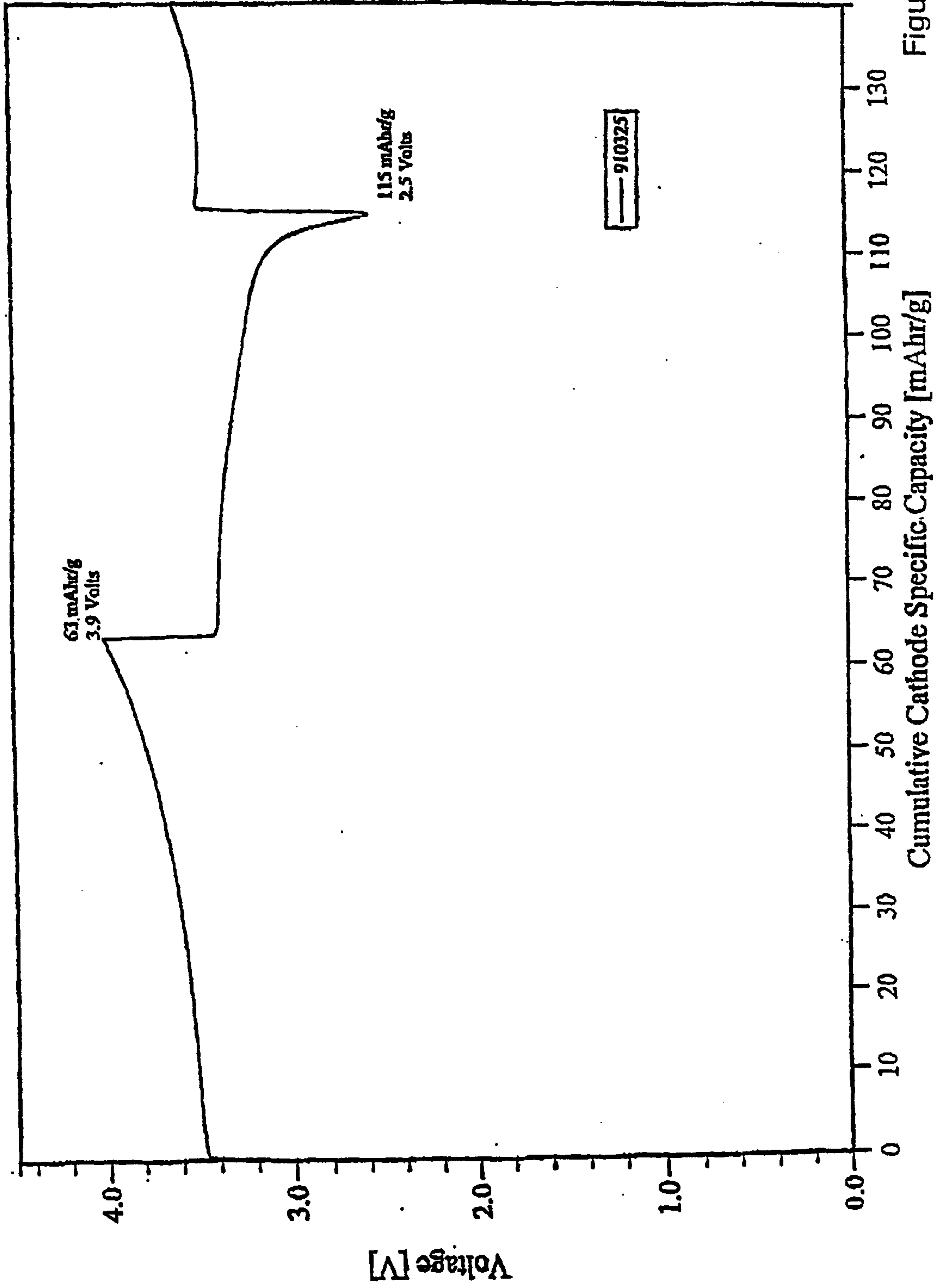


Figure 10