



US 20150007754A1

(19) **United States**

(12) **Patent Application Publication**
Skovby et al.

(10) **Pub. No.: US 2015/0007754 A1**
(43) **Pub. Date: Jan. 8, 2015**

(54) **PROCESS FOR THE PREPARATION OF CEMENT, MORTARS, CONCRETE COMPOSITIONS CONTAINING A CALCIUM CARBONATE - BASED FILLER CONTAINING AN ORGANOSILICEOUS MATERIAL, THE SAID "FILLER(S) BLEND" BEING TREATED WITH A SUPERPLASTIFIER, CEMENT COMPOSITIONS AND CEMENT PRODUCTS OBTAINED, AND THEIR APPLICATIONS**

Publication Classification

(51) **Int. Cl.**
C04B 24/22 (2006.01)
B01F 3/12 (2006.01)
C04B 18/06 (2006.01)
C04B 24/04 (2006.01)
C04B 14/10 (2006.01)
B01F 7/00 (2006.01)
B28C 5/08 (2006.01)
(52) **U.S. Cl.**
CPC *C04B 24/223* (2013.01); *B01F 7/00* (2013.01); *B01F 3/1214* (2013.01); *B28C 5/08* (2013.01); *C04B 24/045* (2013.01); *C04B 24/22* (2013.01); *C04B 14/106* (2013.01); *C04B 18/067* (2013.01); *B01F 2215/0047* (2013.01)
USPC **106/790**; 106/810; 106/809; 106/808; 106/803

(71) Applicant: **Omya International AG**, Oftringen (CH)
(72) Inventors: **Michael Skovby**, Meilen (CH); **Pascal Gonnou**, Villeneuve (FR)
(73) Assignee: **Omya International AG**, Oftringen (CH)

(21) Appl. No.: **14/373,401**
(22) PCT Filed: **Feb. 27, 2013**
(86) PCT No.: **PCT/IB2013/000333**
§ 371 (c)(1),
(2) Date: **Jul. 21, 2014**

(57) **ABSTRACT**
Process for the preparation of cement/mortar/concrete compositions or systems, (for simplicity hereafter "cement" compositions or systems), featuring an improved compressive strength Rc namely at 28 days and 90 days, containing at least a "carbonate-based filler", comprising at least one step where the said at least one "carbonate-based filler" is mixed or blended with at least one aluminosiliceous material, and the obtained "fillers blend" is treated with an efficient treating amount of at least one treating agent consisting of or comprising superplastifier(s); PRODUCT comprising at least a "carbonate-based "filler"" as defined and at least an aluminosiliceous material, what provides a "fillers blend"; cement compositions, use of the said "fillers(s) blends" and cement composition; cement elements or cement products" obtained from the said "cements compositions", such as construction or building blocks.

Related U.S. Application Data

(60) Provisional application No. 61/620,485, filed on Apr. 5, 2012.

Foreign Application Priority Data

Feb. 28, 2012 (EP) 12 001 307.3

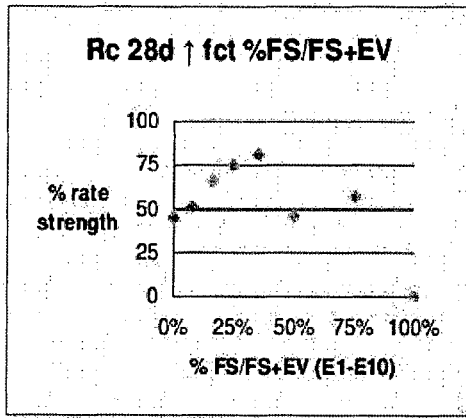


Fig. 1

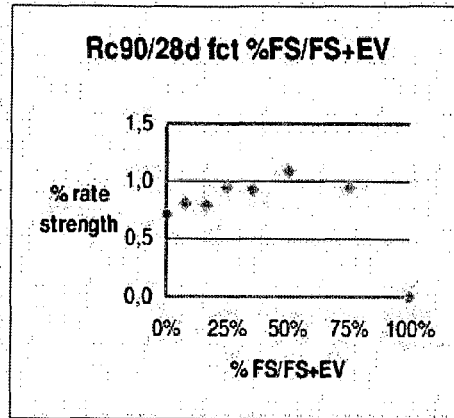


Fig. 2

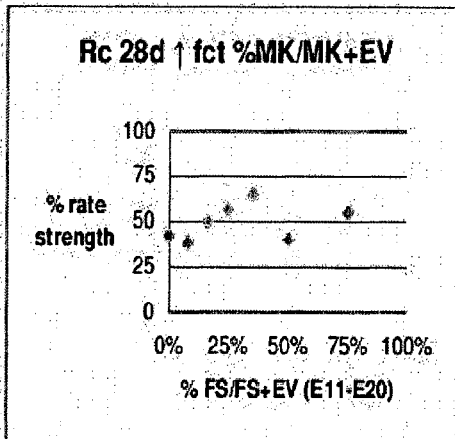


Fig. 3

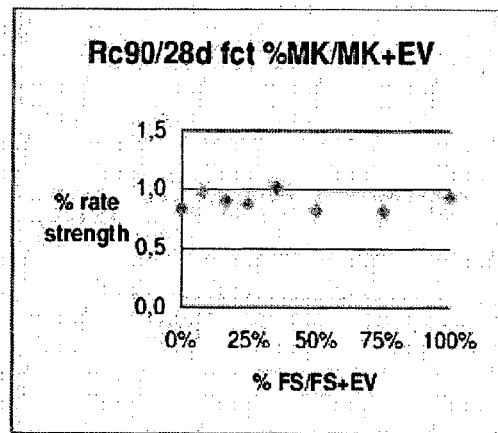


Fig. 4

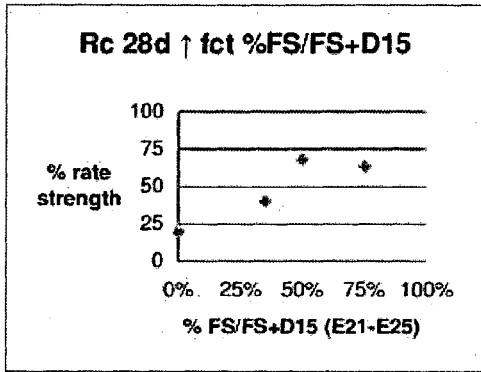


Fig. 5

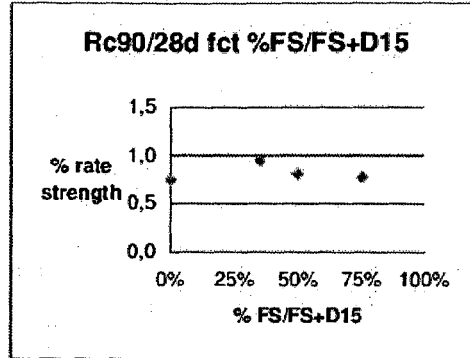


Fig. 6

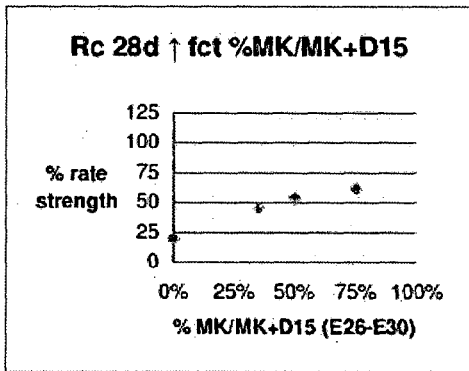


Fig. 7

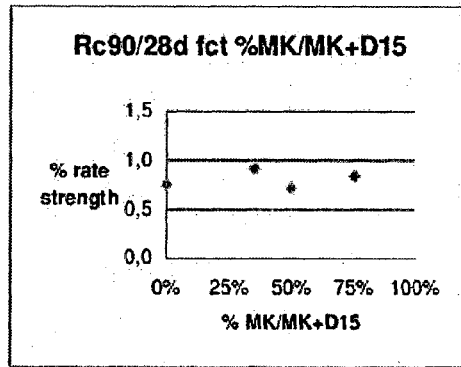


Fig. 8

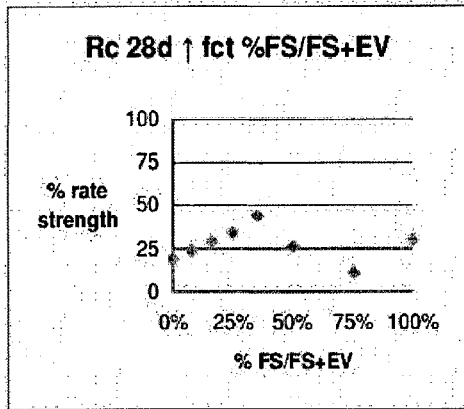


Fig. 9

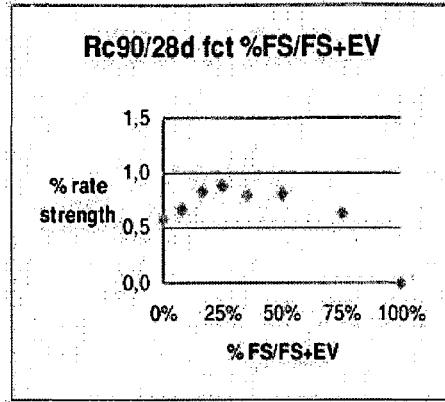


Fig. 10

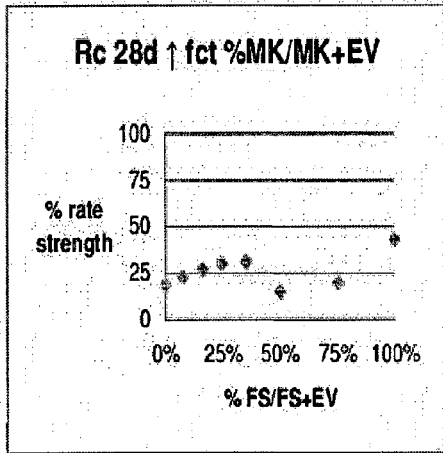


Fig. 11

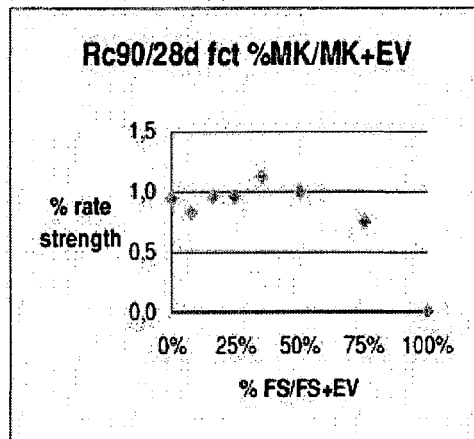


Fig. 12

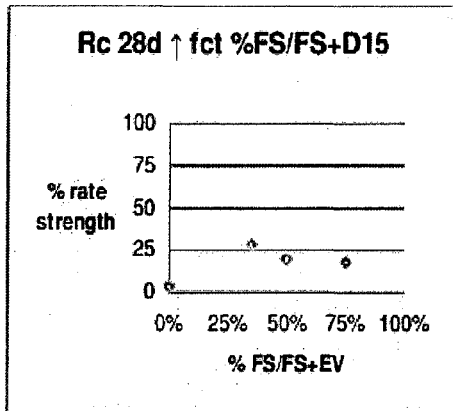


Fig. 13

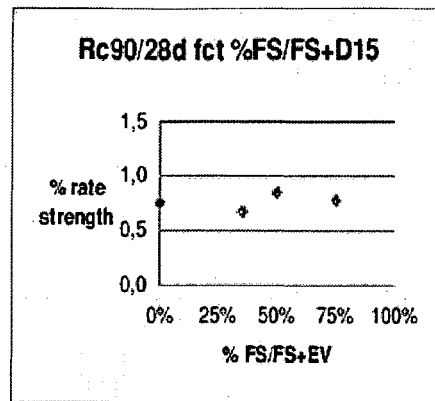


Fig. 14

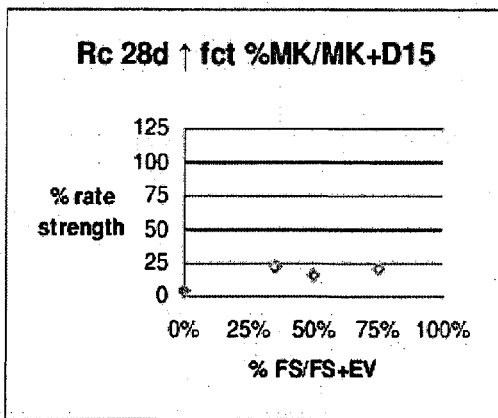


Fig. 15

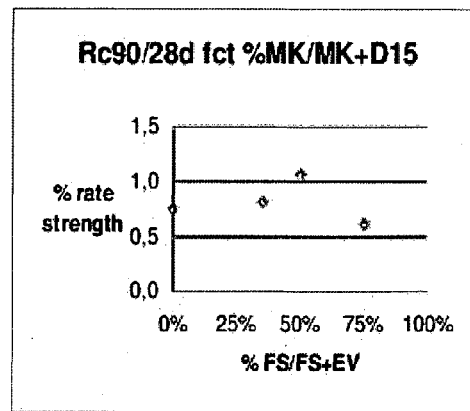


Fig. 16

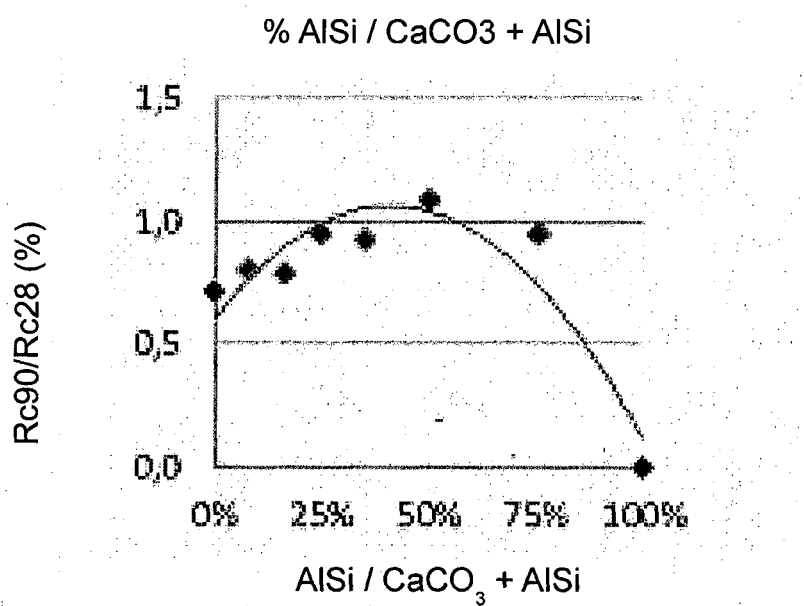


Fig. 17

**PROCESS FOR THE PREPARATION OF
CEMENT, MORTARS, CONCRETE
COMPOSITIONS CONTAINING A CALCIUM
CARBONATE - BASED FILLER CONTAINING
AN ORGANOSILICEOUS MATERIAL, THE
SAID "FILLER(S) BLEND" BEING TREATED
WITH A SUPERPLASTIFIER, CEMENT
COMPOSITIONS AND CEMENT PRODUCTS
OBTAINED, AND THEIR APPLICATIONS**

TECHNICAL FIELD OF THE INVENTION

[0001] The present invention relates to the field of cement compositions, cementitious compositions, hydraulic binders compositions, mortar compositions, concrete "compositions" (or hereafter equivalently "systems"), namely of the type compositions (or "systems") of cement/hydraulic binders, mortars, concrete, containing at least one particulate mineral of the calcium carbonate(s) type as a filler, and their applications, as well as the corresponding cement, mortar, concrete products or elements, the said filler containing at least one carbonate-based filler replaced at least partially with at least one organosiliceous material, what forms a "fillers blend" which is then treated with a superplastifier.

[0002] The invention relates to a specific process for producing the said compositions or "systems" (those terms are going to be used as equivalents in this application and claims) for cement, hydraulic binder, mortar, concrete, the obtained compositions, the cement, mortars and concrete products obtained therefrom, and their applications.

PRIOR ART

[0003] It is reminded that a cement system (or equivalently "composition") is a system comprising cement particles, mixing water (or equivalently a mixing aqueous composition not interfering with the said system, as known to the skilled man), filler(s), various optional and usual additives such as air entrainment agents, setting retarders, setting accelerators and the like, and any such routine additives as well known to the skilled man.

[0004] A mortar system additionally contains an inert aggregate material, usually a sand.

[0005] A concrete system still additionally contains gravel.

[0006] The above is abundantly known and common knowledge.

Definition:

[0007] cement systems or compositions or slurries: as a matter of simplicity, and also because the invention relates to the use of additives adapted to improve the properties of any of those three systems, the terms "cement systems" (or "compositions") (or "slurries") (or "cement") will be used in the following to encompass ANY of the above cited main kinds of compositions or "systems", that is a cement, cementitious, hydraulic binder, mortar or concrete composition or system. The skilled man will be able to appreciate if the system is a cement, a mortar or a concrete composition in view of the presence, or the absence, of sand and/or gravel. This simplification is made possible since sand and gravel are inert materials, and therefore do not noticeably interfere with the invention.

[0008] It is also pointed out that, even if, in the following, an information is provided regarding "cement systems" or

"cements" for example, it ALSO applies mutatis mutandis to any of the other kinds of systems, namely mortars and concretes. The only difference between the above main types of "compositions" (or equivalently "systems") being the presence, or not, of sand and/or gravel.

[0009] In such compositions, fluidifier(s) is/are often used.

[0010] In that domain, the EP 0 663 892 to CHRYSO is certainly the most relevant document, which discloses fluidifier polymers for mineral suspensions with no hydraulic setting, or hydraulic binders slurries.

[0011] Cited applications are paper coating, paints, and synthetic resins or rubber compositions.

[0012] According to the said prior art, it was known to add fluidifiers in mineral, particular suspensions to lower their viscosity, and, especially for paper applications, this leads to high mineral concentrations, a better workability, and this reduces the drying energy. For example, this is used in connection with suspensions of calcium carbonate.

[0013] It is also known to add such fluidifiers to "cement" (in the wide sense explained hereabove) slurries, with the purpose this time of reducing their water content "water-reducing additives" (Chryso Premia 196™) and to obtain a "cement" composition with a "more dense structure" after setting.

[0014] Encountered problems are: the influence of electrolytes, which reduces the fluidifying effect and forces to increase the amount of fluidifier (with an increase in cost), as well as, for "cement", the need not to negatively alter the setting characteristics of the cement composition not its final properties.

[0015] Some well-known fluidifiers are superplastifiers or plastifiers.

[0016] In that domain, the EP 0 663 892 to CHRYSO is relevant, as well as FR 2 815 627, FR 2 815 629 and WO2008/107790 which also disclose interesting superplastifiers.

[0017] Some known fluidifiers affect less the setting time, but are still unsatisfactory, such as condensation products of sulfonated naphthalene and formaldehyde or melamine-formaldehyde with a sulfonated compound. Some of those products are also superplastifiers, but much less preferred.

[0018] Also, EP 0 099 954 relates to fluidifiers made by condensation of amino-sulfonic acid comprising at least an aromatic ring with nitrogenated compounds bearing several amine functions and formaldehyde.

[0019] Such are said not to delay too much the setting of cement compositions, but they are highly sensitive to electrolytes when it comes to their "activity". They also can be obtained with low concentrations, usually no more than about 40% by dry weight, since any concentration increase in turn increases their viscosity to inadmissible levels.

[0020] The summary of the desired properties is listed page 3 lines 15 ff of the above-mentioned EP.

[0021] It is also known to add filler(s) in cement, hydraulic binders, cementitious or concrete or mortars compositions or "systems".

[0022] The purpose of adding such filler(s) is to fill the voids between particles, to reduce the overall costs, and to greatly improve a property called "consistency" (consistency being the capacity or ability for the considered systems to easily flow or "self-level", or not) and a property called "compactness" (that is the percentage of dry material in the final composition (the higher the percentage, the better the compactness)).

[0023] Finally, EP 10 008 803.8 describes the treatment of calcium carbonate based filler(s) (see definition herebelow) with certain superplastifiers optionally admixed with certain plasticizers and optionally fluidifiers in order to upgrade “low” or “dry” grade (or “standard”) “cement systems” (not usable in the modern industry as explained in detail in the said application and herebelow for completeness) to at least “plastic” and most preferably “fluid” “cement systems” which can be used with great advantages in the modern industry.

[0024] Superplastifiers and namely products A and B are disclosed in WO2004/041882, and especially with reference to the polymers disclosed in the Examples.

Definition:

[0025] calcium carbonate-based filler(s): in the present application, the said filler(s) are defined as “calcium carbonate-based filler(s)” that is, in this application and claims, fillers that contain(s) only calcium carbonate(s) (possibly of various origins, such as various natural rocks or various PCCs)—which means with no other filler of a different type, such as kaolin, bentonite, etc. . . . known to the skilled man—and is/are preferably provided (when the filler(s) is/are or contain(s) GCC(s)) by a carbonated rock or more generally mineral material(s) comprising at least 50-65% by weight (dry) of CaCO_3 , preferably more than 80%, still more preferably more than 90%; those carbonate-based filler(s) are selected among:

[0026] natural calcium carbonate(s) or ground calcium carbonate(s) (GCC(s)) such as, non limitatively, GCC from marble, chalk, calcite, or from other natural and well-known forms of natural calcium carbonates, which most preferably meet the above % criteria;

[0027] PCC(s) which is a precipitated calcium carbonate, of fine or ultrafine granulometry, such as none limitatively 1.52 μm for d50, and exists under various well-known forms, depending on the well-known precipitation/preparation process.

[0028] or mixtures or blends of said CaCO_3 —containing rocks or mineral materials with each other as well as blends or mixtures of GCC(s) and PCC(s) and optionally blends of PCCs.

[0029] The GCC/PCC ratio can be chosen from 0-100 to 100-0% by dry weight, preferably from 30-70 to 70/30% by dry weight.

[0030] Usually a “filler” has the following properties:

[0031] Purity (methylene blue test) is lower than 10 g/kg, preferably below 3-5 g/kg, preferably below 1-1.5 g, with a most interesting value at 1.2 g/kg.

[0032] Mean diameter or d_{50} is about in the range of 1-3 to 30-50 micrometres measured by using the Malvern 2000 PSD equipment/methodology, or Sedigraph.

[0033] Blaine surface, which is a characteristic feature of FILLERS, as is well-known, is in the domain of 180-2000 m^2/kg , preferably of 300 to 800 m^2/kg , as measured under an EU Standard (European standard EN 196-6).

[0034] As will be seen below, the d50 range of 1-5-6 microns corresponds, for the fillers featuring a Blaine surface above about 1000 m^2/g , to ultrafine fillers (UFs); above 6 is the domain of coarser or coarse fillers, hereafter “fillers”.

[0035] In this application, when ultrafine fillers are considered, the wording “ultrafine” or “ultrafine fillers” or “UF” will be used.

[0036] In the present application, the said carbonate-based filler(s) can be

[0037] ultrafine filler(s) (see definition herebelow) and/or

[0038] coarser or coarse filler(s) (of the calcium carbonate containing type as defined above).

Definition:

[0039] in the present application, “aluminosiliceous material” is a product or blend of products mainly made of siliceous product(s) and/or aluminous product(s). “Mainly” means that the said products may contain only a minor amount of non aluminosiliceous products, such as impurities etc. . . . , as a result of the industrial production, as is well known from the skilled man.

[0040] Such products are preferably selected among aluminum oxides such as various forms of Al_2O_3 , silica fumes (SF) such as various forms of SiO_2 or SiO_2 fumes, calcined kaolin or “metakaolin” (MK), pozzolanic products (used by cement industry) such as blast furnace slags (see EN-197-1), ultrafine siliceous products from the industry etc., and preferably blends of globally speaking $\text{Al}_2\text{O}_3/\text{SiO}_2$.

[0041] Non Limitative Examples are:

[0042] Sifraco™ C800 containing 98% SiO_2 and a minor amount (0.71%) of Al_2O_3 , and traces of CaO and MgO (this is an illustration of the above wording “mainly”); SSP=7.49 (surface measurement since the fineness is too high for a Blaine measurement); d50 (median diameter)=1.86 micron

[0043] Condensil™ S95 D which is a silica fume obtained while preparing silicium d50=1.2 micron Blaine >1600 m^2/kg BET (specific surface area measured using nitrogen and BET method according to ISO 9277) BET=16 m^2/g .

[0044] Pieri™ (Grace™) Premix MK: this product is a metakaolin of d50=3 microns Blaine: too fine BET=3.8 m^2/g

[0045] Hauri™ Phonolit d50=14 microns BET=6.12 m^2/g

[0046] “Ultrafines particles” or more simply “ultrafines” or still more simply “UFs” which can be used in the present invention can be defined by

[0047] a d50 from about 1 micron to about 5 or 6 microns, preferably from 1 to 3 microns, and still better of about 2-3 microns, usually <5 microns.

[0048] and

[0049] a high specific surface, usually defined as BLAINE >1000 m^2/kg pref.>1500 m^2/kg , pref. up to 2000 m^2/kg .

[0050] Reference can be taken as to CaCO_3 additives (“additions calcaires”) to a cement from NF P 18-508 (2012-01), see 4.3.1 (Blaine) (NF EN 196-6) and 4.3.2 which defines the “Highly Fine” additives as having namely a d50<5 microns; which also refers to the “bleu de methylene” test (NF EN 13639)(4.2.6) and other interesting definitions.

[0051] Quite representative examples of such useful UF's are:

[0052] silica fumes (1-2 microns),

[0053] metakaolin (that is calcined kaolins, 3 to 5-6 microns), chalks of 1 to 5 microns d50,

[0054] calcites such as d50 about 1 micron,

[0055] Millicarb™ (about 3 microns d50), white limestone of about 1 to 5-6 microns d50,

[0056] Durcal 1 or 2 (d50 1 resp. 2 microns),

[0057] "Etiquette violette" ("EV") (about 2.4 micron d50), blast furnace slags d50=2.5 microns Blaine: too fine BET=2.7 m²/g

[0058] Preferred UFs to be used in the present invention are: EVTM, silica fume SF, Condensil S95, metakaolin MK, namely Premix MK, Betocarb SLTM 1 or 2 and their mixtures.

[0059] Modified calcium carbonate (MCC) (such as of d50=2.29 μm) which is disclosed in U.S. Pat. No. 6,666,953, and ultrafine PCC (namely d50=1.52 μm) can also be used as UF(s).

[0060] As is known, a "cement" (in the above mentioned wide sense) composition or "system" is mainly made of:

[0061] Cement (or cementitious composition or hydraulic binder)+mixing water or mixing aqueous composition allowing setting but not interfering with the system)+optionally (usually inert) particulate and/or fibrous filler(s)+inert agglomerate(s) such as optionally sand+optionally inert gravel (plus optionally well known additives not to be mentioned in detail nor in full in the present application, such as setting accelerators, setting retarders, air entrainment agents, etc. . . .)+miscellaneous "routine" additives aimed at matching the precise need of the end-user.

[0062] As to the setting time the skilled man may refer to the DIN Standard EN 196-3.

[0063] Aggregates such as sand, inert gravel or "all-in" aggregates are known materials so commonly used that no description is needed here.

[0064] As discussed above, the invention relates also equivalently (under the generic term "cement" for simplicity) to mortars compositions or "systems" (like above including an aggregate like sand but no gravel) and cement compositions (same as above but no gravel and no sand).

[0065] "Mainly" means here that the system may contain some impurities or traces of additives or adjuvants, not to be mentioned in the present application, such as air entrainment agents, accelerators, retarders, etc.

[0066] "Mixing water" will mean in this patent application plain mix water or aqueous mixing compositions, that is mainly water plus usual additives, allowing the normal setting of the "cement" compositions, without interfering with the other properties of the overall composition, or only, via the additives, to improve some usual properties.

[0067] In this whole application and claims, "inert" shall mean a material which has no noticeable (or negligible) impact or interference with the process of the invention and the obtained compositions, products and applications. Given the involved ingredients, this will be easily appreciated by any skilled man.

[0068] The prior art "cement" (in the wide sense as defined above) systems to date are therefore mainly made of:

[0069] Cement (or hydraulic binders or cementitious compositions)+mixing water (or mixing aqueous compositions not interfering with the system)+optionally aggregate(s) such as sand+optionally gravel+FILLER(s)+"routine" additives.

[0070] It is also known that cement/hydraulic binders/cementitious compositions, cements, mortars and concrete compositions can be basically sorted out into:

[0071] DRY systems (poor quality or "low") (casting is performed with high vibration and energy).

[0072] PLASTIC systems (medium quality) (medium vibration and energy).

[0073] (The two above categories may also be named "standard")

[0074] FLUID systems (High performance or "HP") (low vibration and low energy).

[0075] A very simple test is used to classify the systems, using a "mini cône à chape" known as "self-levelling test" or "screed flow cone test".

[0076] The test is well known and is conducted according to the recognized Standard EN 196-1.

[0077] In order to provide the skilled man with useful guidelines and information about the meaning of "low", "medium" or "HP" filler, we attach the TABLE A where ten fillers A to K of various origin and morphology (as indicated for characterization by the skilled man) have been tested for various properties and qualities, or drawbacks, with the classification "low" "medium" or "HP" being added on each line.

[0078] We also attach the TABLE A BIS which defines the time ranges a mixture is considered low medium or HP and the corresponding times for the V-funnel test.

[0079] This TABLE A BIS shows the ranges which define the low medium and High performance mixtures. Due to the ranges 30-120 sec, 10-30 second and <10 second the skilled person easily can recognize in which part of the ranges his mixture is i.e. in- or out-side and how to adapt accordingly.

[0080] The contributions of the microfiller to the rheological properties of the mortars were measured by slump flow with a mini cone and flow time through a V-Funnel. Table A BIS shows the microfiller performance evaluations for concrete.

[0081] There in the Experimental methods * the LG16 test is described as well as the

[0082] Slump flow and flow time, and the geometry of V-Funnel.

[0083] It is referred in the present application to standard NF EN-934-2 which defines the role of adjuvants. Reference should be made also to standard NF EN 206-1 which among other refers also to the 28 d compression resistance and to EN 197-1:2000 defining "aluminosiliceous" materials in sections 5.2.3. and 5.2.7, as well as standard EN 18-508 definition of "UF" in 4.3.2.

TABLE A

Characterization of "low", "medium", "HP" fillers and their aspect									
Treatment Agent Code	geological designation (age)	Type	d50	Blaine	Blue (Methylene Blue Test)	Blue		Evaluation	visual evaluation
						(3 g)	(4 g)		
A	white chalk facies (90 Mi)	chalk	1.0	>1400	2.0	plastic aspect	220	low	slow, very thick
B	white chalk facies (90 Mi)	chalk	2.2	1120	2.7	280	340	medium	thick

TABLE A-continued

Characterization of "low", "medium", "HP" fillers and their aspect									
Treatment Agent Code	geological designation (age)	Type	d50	Blaine	Blue (Methylene Blue Test)	(3 g)	(4 g)	Evaluation	visual evaluation
C	urgonian facies (115 Mi)	calcite	3.1	1171	0.3	200	290	low	slow, thick
D	bioclastic facies (160 Mi)	calcite	6.0	720	1.0	plastic aspect	338	medium	plastic
E	urgonian facies (115 Mi)	calcite	6.5	395	0.3	460	475	HP	fluid
G	upper jurassic (130 Mi)	marble	17.0	363	0.3	dry aspect	365	medium	slow, heavy
H	upper jurassic (120 Mi)	marble	13.4	385	0.3	337	413	low	slow, viscous
I	H + 5% B	X	X	X	X	190	390	medium	slow, viscous
J	H + 15% B	X	X	X	X	427	436	HP	fluid
K	H + 20% B	X	X	X	X	340	410	medium	fluid, thick

TABLE A

	BIS										
	Low			medium				HP			
	A	C	H	B	D	G	I	K	E	J	
3 g	plastic	200 mm	337 mm	280 mm	plastic	dry	190 mm	340 mm	460 mm	427 mm	slump flow
4 g	200 mm	290 mm	413 mm	340 mm	338 mm	365 mm	390 mm	410 mm	475 mm	436 mm	
V-funnel 4 g time	82	30-120 sec	66	28	20	10-30 sec	17	24	15	<10 sec	8

[0084] One uses 3 g or respectfully 4 g of fluidifier/superplastifier Premia 196™ commercialised by the Firm CHRYSO, and which is a commercial product said to be a "modified polycarboxylate" at a concentration of 25.3% by weight (dry extract measured along the Standard EN 480-8), by DRY weight of cement.

[0085] In the said Table A, "+15% B" evidently means an addition of 15% of the product B, to form a blend or mix, the % being in DRY WEIGHT/DRY MIX WEIGHT.

[0086] Equally, columns "3 g" and "4 g" means that 3 or respectfully 4 g of the said superplastifer have been added by DRY weight of the cement component alone.

[0087] "Mi" means "million years" (dating of the rock)

[0088] "Blue" means "methylene blue test" (purity test)

[0089] European patent applications in the name of the Applicant are filed on the same day as the present application and cover in great detail technical solutions aimed at upgrading a low or medium filler to an HP or fluid level.

Technical Problem

[0090] There exists a constant need for cement or mortar or concrete systems or compositions having a improved capacity (% of dry material, the highest possible), an improved flowability (that is forming a non sticky "galette" or "cone" of large diameter in the above described test, the larger the diameter, the better flowability), and globally speaking a definitely improved "workability" (workability being the ability of the cement or concrete composition to be prepared, processed, handled, and used to form a high performance or "technical" concrete) and a far better "regularity" in the final product properties especially at the end user level.

[0091] Clearly, some of those desired properties are antagonistic, and for example one should expect a high % dry material to perform poorly in a flowability test.

[0092] This being stated, the main purpose of this invention is to design new industrial products and to build a process aimed at providing improved mechanical strength properties at an "early age" or "short term" ("aux jeunes ages") of 7 days (7 d), or over the long run such as after 28 to 90 days (28 d to 90 d).

BRIEF SUMMARY OF THE INVENTION

[0093] The use of the above aluminosiliceous material as fillers for cement composition is known on a theoretical basis. However, the skilled man knows above all that above 5%/dry weight of cement composition those fillers make it mandatory to increase the mix water content and to increase the proportion of water demand reducing fluidifier such as CHRYSO Premia 196™ otherwise, due to their high fineness, the viscosity of the cement composition increases and the cement composition becomes Unworkable. It is reminded that the viscosity must in practice remain <800 cps. To reach or maintain such a low viscosity would require the introduction of too high a proportion of fluidifier, up to a point of non compatibility between the cement and the fluidifier.

[0094] It has now been found according to the invention that it is possible to overcome those problems, and to reach high values for mechanical strength at, namely, 7 d, and especially at 28 d and 90 d, by preparing a new industrial PRODUCT characterized in that it comprises:

- a) at least a carbonate-based “filler” and at least an aluminosiliceous material as defined above, what provides a “fillers blend”
- b) the said “fillers blend” having been treated with at least a superplastifier of the polycarboxylate ether type.

[0095] It is to be understood that a part of the usual carbonate-based filler(s) is replaced by the aluminosiliceous material.

[0096] The said carbonate-based filler(s) comprises or consists of at least a coarse carbonate-based filler, see the definition above) such as GCC (coarse) and/or PCC (usually fine to ultrafine) and/or at least an UF.

[0097] UFs are usually “HP” fillers.

[0098] Coarse carbonate-based fillers can be “low, medium or HP” fillers.

[0099] According to the invention, one can use either low or medium, or HP carbonate-based fillers. If the carbonate-based filler or filler(s) is/are low or medium, they will basically remain low or medium. If HP, they will remain HP due to the combination with the superplastifier.

[0100] The invention resides first in a

[0101] PROCESS for the preparation of the above defined cement/mortar/concrete compositions or systems, (for simplicity hereafter “cement” compositions or systems), of a general known type as defined hereabove containing at least a carbonate-based filler, characterized in that it comprises at least one step where the said at least one carbonate-based filler is mixed with at least one aluminosiliceous material as defined hereabove, and the obtained “fillers blend” is treated with an efficient treating amount of at least one treating agent consisting of or comprising superplastifier(s).

[0102] The treatment with at least a superplastifier is believed to treat only the calcium carbonate(s) part of the filler(s), and for example not the aluminosiliceous material, other particulate or fibrous fillers, IF ANY, believed to be inert in this process.

[0103] By “comprising or consisting of” we mean that the fillers may consist of calcium carbonate(s), partially replaced as mentioned with at least an aluminosiliceous material, the said fillers blend being optionally mixed with non interfering fillers, and that the treating agent(s) can be: only superplastifier(s) or blends of superplastifier(s) with non-interfering plasticizer(s) (as defined herebelow) and/or routine, inert, additives, such as a routinely used “bottom-tank” fluidifier.

[0104] By “efficient treating (or “treatment”) amount” or “efficient surface coverage of the fillers particles or grains” or “efficiently treated”, we mean in this application that at least 50%, preferably at least 60, or better at least 80 or 90% or still better closer to 100% of the surface of the particles of the carbonate based filler(s) have been subjected to a physico-chemical interaction with, the superplastifier(s). This physico-chemical interaction is not entirely understood as of the filing date, only the EFFECTS and RESULTS are duly identified and correlated to the treating superplastifier(s), but, without being tied by any theory, the applicant considers that the said interaction or “treatment” is a surface treatment or “surface-covering” treatment involving ionic, physical, mechanical and/or chemical, treatment(s) and via said interaction(s). This efficient treating or treatment amount must therefore be important enough to treat the said % of particle surfaces, as will be explained and disclosed in more detail below.

[0105] By “surface-covering” we mean that the superplasticizers are supposed by the applicant, without being tied by a theory, to engage in electrical charge potential interactions with the ionic charges of the surface of the fillers, which promotes the fixation of the superplastifier onto and/or closely around the surface and so reduces the “accessible” surface of the particle having no surface saturation of the grain by said treatment.

[0106] By “comprising” we mean in this application that the treating agent can be made only of superplastifier(s) (one or more mixed together, preferably one) or of blends of superplastifier(s) displaying mutual non-interference (that is, unable to noticeably degrade the above “treatment”) amount or proportion of known plasticizer(s) for the purpose of cost-saving, as explained in greater detail herebelow

Process Options

[0107] 1 According to the best mode of the invention, as defined to date, the said filler(s) blend is/are efficiently treated with the superplastifier(s) before being introduced in the kneading or mixing device (“pre-treatment” also named “initial”), such as in an outside mixing Laboratory equipment; in the industrial scale, such a pre-treatment can be performed in an industrial device such as the Lödige mixer or any other industrial kneading or mixing equipment known to the art.

[0108] 2 According to a less preferred embodiment, the said filler(s) blend is/are treated with the superplastifier(s) after having being introduced in the kneading or mixing device (“inside treatment”). In such a case, the said filler(s) blend is/are efficiently treated with the superplastifier(s) after having being introduced in the kneading or mixing device (“inside treatment”) with the filler(s) blend and the efficient treating amount of the superfluidifier treating agent(s) being introduced in the kneading or mixing device either simultaneously or in a manner such that the filler(s) blend and the efficient amount of the superplastifier(s) treating agent(s) are introduced separately BUT at a very close location and time.

[0109] 3 According to another embodiment, the said filler(s) blend is/are efficiently treated with the superplastifier(s) partially before being introduced in the kneading or mixing device (“partial pre-treatment”) (such as in a well-known Lödige equipment) and partially after having been introduced in the pre-treated state in the said mixing or kneading device, the total of the two partial superplastifier(s) treatments being “efficient” in terms of treatment, surface coverage etc. as defined above (“mixed treatment”), with the second part or amount of the superplastifier(s) treating agent(s) being introduced in the kneading or mixing device either simultaneously with the pre-treated fillers blend or in a manner such that the pretreated filler(s) blend and the second part of the superplastifier(s) treating agent(s) are introduced separately BUT at a very close location and time.

[0110] When the filler(s) blend is/are to be treated at least partially inside the kneading or mixing device, (“mixed treatment”), the skilled man will understand that a corresponding amount or proportion of treating superplastifier(s) has to be added directly into the said kneading or mixing device or in admixture with the considered fillers blend just before the introduction in the kneading or mixing device, in the latter case, for example, on the weighting device (“balance”) which is provided just before the powdered products are introduced into the kneading or mixing device. “Just before” will be easily understood as a place and time where the fillers blend and superplastifier(s) treating agents cannot or have no time

to be mixed together, what would induce the beginning of the treatment. A good example is the balance where the two powders (fillers blend and superplastifier(s)) are placed together then almost immediately introduced, with no previous kneading or mixing, into the kneading or mixing device.

[0111] It is much preferred that the point and time of introduction of the said proportion of superplastifier(s) treating agent be as close as possible to the point and time of introduction of the partially treated filler(s), so as not to be diluted in the pre-existing products already present in the mixing or kneading device (such as sand, gravel, mix water, optionally routine additives, so that the treating agent be fully available for the filler(s).

[0112] This is also true in relation with the option "inside treatment".

[0113] In both options, actually, if the fillers blend is added at a location and at a time too far from the location and time of the superplastifier(s) treating agent, whatever the order of introduction, one could shift to a treatment which would be too late: this would actually make possible for the treating agent to be "consumed" by other ingredients before the filler is introduced, or, in the case of a fillers blend introduced first, lead to a late treatment ("post-addition" of the treating agent (s) a certain time after the fillers blend has been introduced; the results are far lower than with a pre-treatment, a mixed treatment or an inside treatment according to the invention).

[0114] Any post ajout has to be avoided.

[0115] The invention also covers an industrial option characterized in that at least a portion of the efficient amount of treating superplastifier(s), or the totality of the said efficient amount, is mixed with the fillers blend on the weighting device ("balance") leading to the kneading or mixing device. This can be regarded either as a simultaneous addition, or a "near-simultaneous" addition.

[0116] It is also possible to envision a process of the invention in which a portion of the fillers blend is efficiently "pre-treated" and a second portion of the fillers blend is efficiently treated "inside" the kneading or mixing.

[0117] Some of the above options are evidently complicated and/or require additional equipments or modifications of the existing equipment. They are therefore far less preferred, the "pretreatment or initial mode being the most preferred.

[0118] The "best mode" to date to avoid those drawbacks is clearly to prepare a pre-treated fillers blend then to deliver it to the end user and to introduce it as such into the kneading or mixing device, most preferably after the mix water and sand and gravel, if any, have been introduced and allowed to be successively malaxed as is usual in this industry (the difference being that, in the present invention, the filler is actually a "the fillers blend" and it is TREATED with superplastifier (s), while it is NOT in the prior art).

[0119] The invention also covers the:

[0120] fillers blend of at least one carbonate-based filler with at least one aluminosiliceous material, per se, as well as the same treated with at least a superplastifier,

[0121] as novel industrial products,

[0122] to be delivered to an intermediate user or to the end user that way, optionally after any treatment allowing to ease the transportation.

[0123] It is known, in Laboratory trials, and due to the small volumes or loads involved, to sometimes first place some small amount of "fluidifiers" in the bottom of the laboratory mixing device: some of those fluidifiers may be superplasti-

fiers, many are not. However, even when some small amounts of superplastifiers-"fluidifiers" are present, they cannot "treat" the fillers "efficiently" as in the invention, that is according to the definition given hereabove. They merely act as fluidifiers, so that they interact mainly with the other first constituents of the load, such as sand, gravel, mix water etc., which are malaxed together, alone, for a given period of time, so as to conveniently fluidize the particles or aggregates in the suspension; in this operation, they are "fixed" or "consumed" by the said aggregates particles that precisely need to be fluidized. If they were not, there would be no fluidification. Therefore, they are then no longer available for the fillers; even if, to be absolutely complete, we assume for a second that some (mandatorily very small amount) such fluidifier were quite partially and quite marginally available, it could only quite marginally interfere with the filler, that is in any case absolutely not with the "efficient" treatment effect generated by the superplastifiers deliberately added in the present invention.

[0124] In the industrial scale, one most generally uses NO fluidifiers, or in some exceptional cases in minute amounts, and in order to "fluidize" the mix: there again, the fluidifiers are "used" to fluidify sand, gravel, etc. and are not available for the fillers, and therefore can in no way "trigger" the "unblocking" of the system, the essential part of the invention.

[0125] As indicated hereabove, the said carbonate-based filler(s) are made of calcium carbonate(s) or blends thereof, that is mainly GCCs or PCCs or blends of GCCs or blends of PCCs or blends of GCCs and PCCs.

[0126] The invention also covers as new industrial PRODUCTS the said "fillers blend" of fillers and aluminosiliceous material, per se or after having been treated with at least a superplastifier.

[0127] The invention also resides in the said "CEMENT COMPOSITIONS" (in the wide sense defined above) comprising the said "fillers blend" of fillers and aluminosiliceous material, treated with at least a superplastifier, and their USE, and in the "CEMENT ELEMENTS or PRODUCTS" so obtained from the said compositions, and their USE in the "cement" industries.

[0128] By "CEMENT ELEMENTS or PRODUCTS" it is meant in this whole application each and any piece of building or construction (or any piece or product for any other industrial purpose known to the skilled man, including offshore cementing, or oil wells cementing, using "cement" compositions) prepared from the said compositions, such as blocks, cement units or shapes etc.

[0129] The invention will be detailed herebelow.

DETAILED DESCRIPTION OF THE INVENTION

[0130] In a detailed and most preferred ("best mode" as of today) embodiment, the said PROCESS for preparing the said "cement" compositions or systems is characterized by:

[0131] a) providing a powder of at least a dry calcium carbonate-based filler as defined above, hereafter "filler";

[0132] b) mixing or blending the said filler or fillers with at least an aluminosiliceous material as described above, this material replacing a part of the usual filler or fillers;

[0133] c) treating the resulting "fillers blend" with an efficient treating amount of at least one superplastifier, thus producing a "treated fillers blend",

[0134] d) introducing the said treated fillers blend into a kneading or mixing device already containing mix water or a composition of mix water possibly containing routine or "non-interfering" additives ("mix water composition") (hereafter for simplicity "mixing water")

[0135] e) optionally adding before or after the step c), preferably before, aggregates such as sand and/or gravel, and possibly other "non interfering" routine additives or adjuvants,

[0136] f) kneading or mixing the said load during an efficient period of time,

[0137] g) recovering the said "cement" composition.

[0138] Mix water can be optionally introduced at another point of the process, under a much less preferred option depending on the requisite of the end user.

[0139] By "not interfering", it is meant not interfering or not noticeably with the said considered treatment or inventive process.

[0140] By "efficient period of time", it is meant a total period of time leading to an homogeneous mixture or blend, in the order of 2-15 min, preferably, for the "standard" mixtures or blends, 30-60 s. This will be detailed hereafter.

[0141] An example of end-user application is as follows: if the end-user targets medium or "standard" properties for its final cement composition, for example with a final mixing within his facilities in a fixed installation etc. . . . , he will use compositions which are correspondingly simple that is not specifically complex or sensitive in terms of routine additives, superplasticizer, fluidifier, filler etc. . . . ; therefore, the end user will have to mix for a relatively short time such as the above 35-65 s.

[0142] If to the contrary the end-user targets high-level or very HP properties, he will use correspondingly more complex compositions and more sensitive components, for example a more sensitive filler or superplasticizer, or sensitive routine additives aimed at reaching a specific property, etc. . . . and usually he will use less or far less mixing water: therefore he will need to mix for a much longer time such as the above 1-3 to 10-15 min.

[0143] As mentioned above, a plasticizer can be used as is routinely done, as well as the "bottom tank" fluidifier also routinely used. That is, a fluidifier such as CHRYSO Premia 196 usually placed in the kneading tank or vessel before adding the other ingredients of the "cement".

[0144] The optimum is a treatment in the presence of between 3 and 4 g of fluidifier, such as 3.4-3.7 g, preferably 3.5 g/dry weight of the total cement composition.

[0145] The main essential criteria for the final product must be homogeneous and "fluid" what can be easily checked by any skilled man by performing some routine cone tests.

[0146] The above working principals are well known to the skilled man and are for completeness only. The above values and examples are to provide guidelines only, which the skilled man will be able to easily use in order to meet the essential "main criteria".

[0147] One will understand that it is impossible to provide examples or data for any type of ultimate composition or ingredient, since the interactions are complex, so are the kinetics etc. . . . but the skilled man knows about those parameters.

[0148] By "just after" it is meant that the treating agent can be introduced before or after the un-treated filler(s), but in the second case it must be introduced rapidly after the filler(s), say, in a matter of some seconds to 10 s or so, in order for the

filler to remain fully available for the treating agents without any disturbance due to the kneading or mixing with sand, gravel etc.

[0149] It is usually most preferred to first introduce the aggregates such as sand and gravel into the kneading or mixing device, and mix them optionally with a small amount of water and/or of fluidifier (see above), before performing the other steps.

[0150] As treatment agent, is used at least one superplasticizer (and possibly at least one superplasticizer with possibly some inert amount of plasticizer).

[0151] According to the above definition of the treating agent, the so called treating agents for the fillers consist of/or comprise superplasticizer(s), or comprise at least one superplasticizer (and optionally at least one plasticizer in order to reduce the overall costs), and preferably consist of at least one superplasticizer and optionally at least one efficiently cost-reducing amount of plasticizer, and most preferably one superplasticizer and optionally one efficiently cost-reducing amount of a plasticizer.

[0152] Superplasticizers are well-known agents and are to the best selected among the following products or families and their blends:

[0153] Polycarboxylates, polycarboxylate ethers, or much less preferred products manufactured from sulfonated naphthalene condensate or sulfonated melamine formaldehyde. The skilled man knows these products, which are additionally disclosed in the prior art as cited above.

[0154] One will use preferably sodium salts of polyether carboxylates which are disclosed, as well as their preparation, in U.S. Pat. No. 5,739,212.

[0155] In this invention, the best mode treating agents (product A and product B defined in the above EPA) appear to be, in the superplasticizers families, of the polycarboxylate ether formulae.

[0156] Superplasticizer(s) and especially Products A and B are disclosed in WO 2004/041882.

[0157] To be noted, the products codes A to K in Table A are FILLERS to be characterized, NOT to create a confusion with the preferred treating agent(s) A and B above which are (superplasticizers(s)).

[0158] By "efficient period of time" it is meant here a period of time of about 35-65 s for the standard compositions, and from 1-3 to 10-15 min. for the more "technical" that is more complex and/or more sensitive compositions, as is known from the skilled man.

[0159] For a composition comprising a "low" carbonate-based filler, an example can be a kneading time of 10-15-20 s for the gravel and sand (dry kneading or mixing is preferred), then of 10 s for the kneading or mixing of the hydraulic binder and untreated filler, then 10-15 s for the kneading or mixing with the treatment agent(s) and mix water, then 5-15 s for the final kneading or mixing with the final "routine additives".

[0160] The main and essential criteria for the said "period of mixing" is that the final product must be homogeneous and fluid at the cone test and the treating agent(s) be not absorbed or adsorbed onto the sand or gravel, or the less possible extent.

[0161] By "efficient amount" of plasticizer (when present with the superplasticizer) it is meant in this application an amount or proportion of plasticizer which is able to reduce the cost of the treatment without interfering negatively with the system and namely the filler(s) behaviour, namely in terms of surface activity and reactivity); the same criteria applies to the "inert additives".

[0162] By “comprising” we mean here that the said treatment agents consist essentially or entirely of superplasticizer(s) as defined, and may contain as explained a cost-reducing efficient amount of at least one plasticizer, and may also contain inert additives useful for the intended final application, such as anti foam agents, retarders, accelerators etc. absolutely known to the skilled man.

[0163] Usual additives of inert nature can be added at injection points known to the skilled man, as said earlier.

[0164] The mixing or kneading device can be operated in a batch mode, a semi-continuous mode, or a continuous mode, the adaptations being within the easy reach of an average skilled man.

Dosage of Superplasticizer(s) Used for the Pre-Treatment and Treatment of the Filler(s)

[0165] At the end-user location, the dosage in superplasticizer(s) is ranging from 0.03 or 0.05 to 0.1% to 2-3% dry weight of cement, or 0.3 to 2-3 kg for 100 kg of cement, preferably 0.8 to 1.2 kg/100 kg of cement, on a DRY/DRY basis.

[0166] In laboratory conditions, the same proportion ranges from 0.05 to 0.1% by weight of the carbonate (DRY) that is 0.1 to 0.3 kg/100 kg of cement, on a DRY/DRY basis.

[0167] In laboratory conditions, for establishing the Table A, one used from 0.8 to 1.1 kg/100 kg cement, on a DRY/DRY basis.

[0168] At the end user location, the ratio superplasticizer(s)/plasticizer(s) can be from 100/0 to 95/5-90/10, preferably no less than 85/15 on a weight dry basis.

[0169] The invention also resides in the said CEMENT (in the broad sense given above that is cement, cementitious compositions, mortars, concretes) COMPOSITIONS (OR SYSTEMS):

[0170] per se, since they are distinguishable from the prior art similar compositions by their physical structure and their properties,

[0171] or as prepared by the above process of the invention,

and in the USE of those cement systems or compositions for making concrete elements,

and ultimately in the CEMENT ELEMENTS such as blocks for building and construction etc.

[0172] per se, since they are distinguishable for the same reasons as the compositions,

[0173] and as prepared by using the said compositions.

[0174] as well as in the

[0175] calcium carbonate-based filler(s) blended with an aluminosiliceous material according to the invention, per se,

[0176] or as pre-treated by the superplasticizer(s) pretreatment process of the invention.

[0177] Another objective is evidently to meet Client's requirements which are that the “galette” or “cone” or “cone spread” be above 350 mm in diameter, most preferably 400 mm, or still better, above 420 mm, at a cost-effective dosage.

[0178] The main purpose of this invention is to reach high values for the mechanical strength especially at 7 days, and still more at 28 and 90 days, so that in certain cases, a diameter of only 300 mm can be tolerated if the RC 28 d and 90 d are quite satisfactory.

[0179] This criteria can be easily and quickly appreciated by a skilled man by performing the cone and plate test, and by visual inspection showing a “fluid” cement composition (that

is not dry, not plastic, and featuring a good flow rate). The skilled man how to appreciate those objective or subjective criterias on the basis of the general common knowledge.

[0180] This test allows therefore to discriminate the fillers and select the best-performing filler and even the best performing superplasticizer(s), in view of the final properties required by the end user.

[0181] It is necessary to keep in mind that, for a concrete composition or system to be acceptable as HP composition, or upgraded from low or medium quality to HP quality, TWO features MUST be met simultaneously:

[0182] the diameter of the “galette” or cone must be above about 350, or better above 400, or still better above 420 mm, AND

[0183] the “galette” or cone must NOT be sticky or thick in consistency.

[0184] In addition, the present invention ensures very high values for Rc7 d, and especially Rc28 d and Rc90 d.

[0185] This is another measurement of the very tough challenge which this invention wishes to overcome, and of the very high technical and scientific input brought by the invention to the current state of the art.

[0186] As can be seen from the attached Table A, the “poor” fillers can NOT be upgraded since they never meet BOTH features.

[0187] This is also true for some “medium” fillers such as product D, B, G, I and K which may show a good fluidity for example at a dosage of 4 g BUT have a bad aspect or handling behaviour.

[0188] With the help of the Table A and of the above and below comments, the skilled man will be able to discriminate the fillers which CAN be upgraded by the invention, and those (regarded as “low” as per the test of the Table A) which can NOT.

[0189] To achieve these objectives, the skilled man bears in mind first that a certain water/cement ratio is directly linked to the workability of the composition and that it is also imperative to develop high performance qualities in the end product, such as high performance or “technical” level of setting properties, drying properties, mechanical strength, namely compressive strength etc.

[0190] Two superplasticizers products are providing the best results. They are the “best mode” as of the filing date (products A and B of the polycarboxylate ether family) as mentioned above.

[0191] It is very surprising to notice that when using the invention, proportions of superplasticizer(s) treating agent(s) for the CaCO₃ filler(s) as low as 0.03 or 0.05 to 0.1-0.2% are sufficient (/dry weight of the cement). It is entirely surprising to notice that such minuscule amounts of treating agents are capable of ensuring high Rc28 d and 90 d and an upgrade to HP quality for even medium to poor and “difficult” fillers, see in particular marbles and certain specific knowingly “difficult” carbonates such as from Ecouché (Betocarb EC™ d50=about 7 μm). Some usual additives may be routinely added such as air entrainment agents, setting retarders or accelerators etc. at a place which is known from the skilled man, for example with the water or after the superplasticizers are added.

[0192] As to the “powders” that is the cement and the filler, the cement can be added first, then the filler, or the reverse, or they can be introduced together as a premix.

[0193] It is however preferred to introduce the cement and the treated filler together as a premix, so as to better ensure that both powders will be homogeneously mixed with and wet with the water.

[0194] The above are batch modes.

[0195] One can also think of continuous modes such as performing the addition in one of the above orders, for example in a kneading or mixing device equipped with an endless screw (with additions at various points along the length of the equipment), possibly with pre-mixes being added at some point(s), or as another example in a series of successive kneading or mixing devices, also with the possibility of adding premix(es) in one of the devices. It will be obvious to the skilled man that especially the latter option (several kneading or mixing devices) has numerous drawbacks, if only the necessary space and investment.

[0196] Batch modes are preferred and will be referred to herebelow.

[0197] Routine tests can help the skilled man to select the most appropriate, in view of the available equipment, of the end user practice, and with the help of the following Tables and Figures which are attached to this application.

Dosage of the Alumino-Siliceous Material/Carbonate-Based Filler(s)

[0198] The dosage of the SiO₂/Al₂O₃ aluminosiliceous material can represent 8.5 to 100%, preferably 8.5 to 40, or 10 to 70-85%/dry weight of carbonate-based filler(s), preferably 30-35-40%/dry weight of carbonate-based filler(s).

[0199] As will be seen below, an optimum has been surprisingly discovered around 35% alumino-siliceous material/around 65% (total being 100%) carbonate-based filler(s)/dry weight of carbonate-based filler(s); this optimum allows to reduce the needed amount of superplasticizer(s).

[0200] In the following examples, except if otherwise stated, the cement brand is the standardized cement 42.5 R Gaurain (CEM) having a water demand of 24.2%, and the sand is Standardized sand under Standard EN 196-1 (SAN).

EXAMPLES

Example 1

Refers to Table B and Corresponding FIGS. 1 to 8

[0201]

TABLE B

Test	Ref.	Cement g	Sand g	Water g	Filler g	A		SiO ₂ /Al ₂ O ₃		Flow table mm	Rc 28d MPa	Rc 90d MPa	Rc90/28	
						g	%	g	%					
Specimen	E1	ST	472	1676	260	0	0.0	0.0	0	0%	200			
EV	E2	MO	472	1645	223	142	2.2	0.5	0	0%	206	45	32	0.7
EV + FS	E3	M1	472	1645	223	131	2.4	0.5	11	8%	204	51	41	0.8
EV + FS	E4	M2	472	1645	223	119	2.9	0.6	23	16%	208	66	52	0.8
EV + FS	E5	M3	472	1645	223	107	3.3	0.7	35	25%	206	75	71	0.9
EV + FS	E6	M4	472	1645	223	92	3.8	0.8	50	35%	200	81	75	0.9
EV + FS	E7	M5	472	1645	223	0	0.0	0.0	142	100%	0	0	0	0.0
Specimen	E8	ST	472	1676	260	0	0.0	0.0	0	0%	205			0.0
EV + FS	E9	M6	472	1645	223	71	3.0	0.6	71	50%	191	46	50	1.1
EV + FS	E10	M7	472	1645	223	35	4.0	0.8	107	75%	180	57	54	0.9
Specimen	E11	ST	472	1676	260	0	0.0	0.0	0	0%	203			
EV	E12	MO	472	1645	223	142	2.2	0.5	0	0%	209	42	35	0.8
EV + MK	E13	M1	472	1645	223	131	2.6	0.6	11	8%	200	38	37	1.0
EV + MK	E14	M2	472	1645	223	119	3.2	0.7	23	16%	208	50	45	0.9
EV + MK	E15	M3	472	1645	223	107	3.6	0.8	35	25%	200	57	50	0.9
EV + MK	E16	M4	472	1645	223	92	4.1	0.9	50	35%	201	65	66	1.0
EV + MK	E17	M5	472	1645	223	0	8.3	1.8	142	100%	203	111	104	0.9
Specimen	E18	ST	472	1676	260	0	0.0	0.0	0	0%	205			0.0
EV + MK	E19	M6	472	1645	223	71	3.0	0.6	71	50%	182	40	33	0.8
EV + MK	E20	M7	472	1645	223	35	4.5	1.0	107	75%	189	55	45	0.8
Specimen	E21	ST	472	1676	260	0	0.0	0.0	0	0%	205			
Betocarb SL	E22	MO	472	1645	223	142	2.5	0.5	0	0%	197	20	15	0.8
Betocarb SL + FS	E23	M4	472	1645	223	92	3.0	0.6	50	35%	199	40	38	0.9
Betocarb SL + FS	E24	M6	472	1645	223	71	4.0	0.8	71	50%	208	68	55	0.8
Betocarb SL + FS	E25	M7	472	1645	223	35	5.0	1.1	107	75%	200	63	49	0.8
Specimen	E26	ST	472	1676	260	0	0.0	0.0	0	0%	205			
Betocarb SL	E27	MO	472	1645	223	142	2.5	0.5	0	0%	197	20	15	0.8
Betocarb SL + MK	E28	M4	472	1645	223	92	3.8	0.8	50	35%	197	46	42	0.9
Betocarb SL + MK	E29	M6	472	1645	223	71	5.0	1.1	71	50%	190	54	39	0.7
Betocarb SL + MK	E30	M7	472	1645	223	35	6.0	1.3	107	75%	192	62	52	0.8

[0202] In this test, a calcium carbonate filler respectively selected among

[0203] EV (violet label or etiquette Violette™) (ultrafine carbonate filler from Omey, France) d50=2.4-2.5 microns Blaine >1000 m2/kg and BET=2.3 m2/g or

[0212] Results are represented as schemes on FIGS. 1 to 8 which are self-explaining.

Example 2

Refers to Table C and FIGS. 9-16

[0213]

TABLE C

Test	Ref.	Cement g	Sand g	Water g	Filler g	A		SiO2/Al2O3		Flow table mm	Rc 28d MPa	Rc 90d MPa	Rc90/28
						g	%	g	%				
Specimen	ST	472	1676	260	0	0.0	0.0	0	0%	212			
EV	MO	472	1534	250	142	0.0	0.0	0	0%	208	19	11	0.6
EV + SF	M1	472	1534	258	131	0.0	0.0	11	8%	206	24	16	0.7
EV + SF	M2	472	1534	260	119	0.0	0.0	23	16%	206	29	24	0.8
EV + SF	M3	472	1534	273	107	0.0	0.0	35	25%	200	34	30	0.9
EV + SF	M4	472	1534	273	92	0.0	0.0	50	35%	200	44	35	0.8
EV + SF	M5	472	1534	341	0	0.0	0.0	142	100%	0	30	26	0.0
Specimen	ST	472	1676	260	0	0.0	0.0	0	0%	205			0.0
EV + SF	M6	472	1534	283	71	0.0	0.0	71	50%	185	26	21	0.8
EV + SF	M7	472	1534	303	35	0.0	0.0	107	75%	181	11	7	0.6
Specimen	ST	472	1676	260	0	0.0	0.0	0	0%	203			
EV	MO	472	1534	250	142	0.0	0.0	0	0%	203	19	18	0.9
EV + MK	M1	472	1534	255	131	0.0	0.0	11	8%	205	23	19	0.8
EV + MK	M2	472	1534	258	119	0.0	0.0	23	16%	201	27	26	1.0
EV + MK	M3	472	1534	266	107	0.0	0.0	35	25%	200	30	29	1.0
EV + MK	M4	472	1534	275	92	0.0	0.0	50	35%	204	31	35	1.1
EV + MK	M5	472	1534	293	0	0.0	0.0	142	100%	193	43	25	0.0
Specimen	ST	472	1676	260	0	0.0	0.0	0	0%	205			0.0
EV + MK	M6	472	1534	283	71	0.0	0.0	71	50%	208	15	15	1.0
EV + MK	M7	472	1534	303	35	0.0	0.0	107	75%	206	20	15	0.8
Specimen	ST	472	1676	260	0	0.0	0.0	0	0%	205			
Betocarb SL	MO	472	1534	253	142	0.0	0.0	0	0%	195	4	3	0.8
Betocarb SL + FS	M4	472	1534	265	92	0.0	0.0	50	35%	183	28	19	0.7
Betocarb SL + FS	M6	472	1534	280	71	0.0	0.0	71	50%	180	20	17	0.9
Betocarb SL + FS	M7	472	1534	303	35	0.0	0.0	107	75%	180	18	14	0.8
Specimen	ST	472	1676	260	0	0.0	0.0	0	0%	205			
Betocarb SL	MO	472	1534	253	142	0.0	0.0	0	0%	195	4	3	0.8
Betocarb SL + MK	M4	472	1534	265	92	0.0	0.0	50	35%	189	22	18	0.8
Betocarb SL + MK	M6	472	1534	280	71	0.0	0.0	71	50%	198	16	17	1.1
Betocarb SL + MK	M7	472	1534	303	35	0.0	0.0	107	75%	213	21	13	0.6

[0204] Betocarb SL™ coarse carbonate filler from Salses, France d50=11-12 microns Blaine surface=320-365 m2/g

[0205] Is pre-mixed with an aluminosiliceous material, either:

[0206] SF (or FS) silica fume (ultrafine filler) d50=1.2 micron Blaine >1500 m2/kg and BET=16 m2/g or

[0207] MK (metakaolin) (ultrafine filler) d50=3 microns BET=3.8 m2/g.

[0208] "Specimen" is a test without treatment with an aluminosiliceous material and without a treatment with any superplastifier.

[0209] EV (test E2) or Betocarb SL (test E22) (etc. . . .) are blank tests with no aluminosiliceous material but with a treatment with Product B superplastifier.

[0210] EV+FS means that EV has been mixed in the indicated proportion (8%, 16% etc. . . .) with FS (column SiO2/Al2O3) (the total remaining 142 g example E3 131 g+11 g) AND the mix (fillers blend) has been treated by the fluidifier in the % indicated.

[0211] Compressive strength (RC or Re) at 28 days and 90 days are indicated, as well as the ratio of RC 90 d/RC 28 d.

[0214] This example is identical to Example 1 with the difference that the blend of fillers has NOT been treated with superplastifier A (column A=0%). It can be seen that the RC are lower in this example 2 as compared to example 1 what shows the synergy between the preblend (or "fillers blend") and the treatment of that fillers blend with a superplastifier.

[0215] One can draw a surprising conclusion from table C which is that, without adding any superplastifier, and by varying from 0% to 100% the proportion of aluminosiliceous material/dry weight of filler CaCO3, there exists:

[0216] for the case where the filler is EV and the aluminosiliceous is Silica Fume Sifraco C800 (d50=2.4 µm, BET=2.7 m2/g)

[0217] an optimum of Rc at 28 d (Rc28 d=44) and Rc at 90 d (Rc90 d=35)

[0218] for an optimum of 35% UF (here silica fume)/65% CaCO3 filler (here EV), by dry weight.

[0219] This is also valid for 65% Betocarb SL/35% SF (Rc28 d=maximum 28 and Rc90 d=maximum 19).

[0220] To the contrary, with metakaolin, there does not seem to appear a clear optimum, see for example the Rc28 d of EV/MK rising from 19 to 43 while however

Rc90 d shows a maximum value also at 35% MK (Rc90 d=35 then drops to 25 at 100% MK)

[0221] Therefore, the present tests have detected an optimum ratio of about 35% aluminosiliceous material/about 65% CaCO3 filler (by dry weight).

[0222] The invention therefore also covers the specific new industrial product comprising or consisting of:

[0223] about 35% aluminosiliceous material/about 65% CaCO3 filler (by dry weight)

[0224] namely 35% aluminosiliceous material/65% CaCO3 filler (by dry weight)

[0225] namely 35% Silica fume/65% UF CaCO3 filler

[0226] namely 35% Silica fume/65% EV CaCO3 filler

Example 3

Refers to Tables D to M

[0227] Two series of tests have been conducted.

[0228] Module 1: one uses a fixed formulation for a mortar, which is given in Table D, with adjustment only on the dispersing agent proportion. The purpose of the “adjustment” is to reach a cone “mortar diameter” of between 300 and 400 mm with a somewhat plastic mortar.

TABLE D

	Standard	SiO2/Al2O3 = 0% CaCO3 = 100%	SiO2/Al2O3 = 35% CaCO3 = 65%	SiO2/Al2O3 = 50% CaCO3 = 50%	SiO2/Al2O3 = 75% CaCO3 = 25%
Reference	ST	M0	M4	M6	M7
% Tested ultrafine SiO2 Al2O3	0	0	35	50	75
% Violet Label or Betocarb SL	0	100	65	50	25
Mass of tested SiO2/Al2O3	0	0.0	49.7	71.0	106.5
Mass of Violet Label or Betocarb SL	0	142.0	92.3	71.0	35.5
Dispersing agent quantity	0	adjusted	adjusted	adjusted	adjusted
Total quantity (SiO2/Al2O3 + CaCO3)	0	142.0	142.0	142.0	142.0
Cement: CEM I 42.5R de Gaurain	472	472	472	472	472
Sand	1676	1645	1645	1645	1645
Water	260	223	223	223	223
% of dispersing agent dry/dry	0	calculated	calculated	calculated	calculated
	0	142	142	142	142
% (SiO2—Al2O3)/Cement	0	0.00	0.11	0.15	0.23
Water/Cement ratio	0.55	0.47	0.47	0.47	0.47
Mortar diameter (mm)			Must be between 300 and 400 mm		

TABLE E

VIOLET LABEL + SILICA FUME	Standard	SiO2/Al2O3 = 50% CaCO3 = 50%	SiO2/Al2O3 = 75% CaCO3 = 25%
Reference	ST	M6	M7
% Tested ultrafine SiO2 Al2O3	0	50	75
% Violet Label	0	50	25
Mass of tested SiO2/Al2O3	0	71.0	106.5
Mass of Violet Label	0	71.0	35.5
Dispersing agent quantity (g)	0	3	4
Total quantity (SiO2/Al2O3 + CaCO3) (g)	0	142.0	142.0
Cement: CEM I 42.5R de Gaurain (g)	472	472	472
Sand (g)	1676	1645	1645
Water (g)	260	223	223
% of dispersing agent dry/dry	0	0.74	0.98
% (SiO2—Al2O3)/Cement	0	0.15	0.23
Water/Cement ratio	0.55	0.47	0.47
Mortar diameter (mm)	205	191	180
Weight (g)	1717	1697	1685
Weight H2O (g)	973	941	928
Formulation volume	1.04	1.11	1.07
28 d resistances	74.7	109.3	117.4
28 d gain		46	57
90 d resistances	85.8	128.3	132.1
90 d gain		50	54

TABLE F

VIOLET LABEL + METAKAOLIN	Standard	SiO2/Al2O3 = 50% CaCO3 = 50%	SiO2/Al2O3 = 75% CaCO3 = 25%
Reference	ST	M6	M7
% Tested ultrafine SiO2 Al2O3	0	50	75
% Violet Label	0	50	25
Mass of tested SiO2/Al2O3	0	71.0	106.5
Mass of Violet Label or Betocarb SL	0	71.0	35.5
Dispersing agent quantity (g)	0	3	4.5

TABLE F-continued

VIOLET LABEL + METAKAOLIN	Standard	SiO ₂ /Al ₂ O ₃ = 50%	SiO ₂ /Al ₂ O ₃ = 75%
		CaCO ₃ = 50%	CaCO ₃ = 25%
Total quantity (SiO ₂ /Al ₂ O ₃ + CaCO ₃) (g)	0	142.0	142.0
Cement: CEM I 42.5R de Gaurain (g)	472	472	472
Sand (g)	1676	1645	1645
Water (g)	260	223	223
% of dispersing agent dry/dry	0	0.74	1.11
% (SiO ₂ —Al ₂ O ₃)/Cement	0	0.15	0.23
Water/Cement ratio	0.55	0.47	0.47
Mortar diameter (mm)	205	182	189
Weight (g)	1717	1708	1712
Weight H ₂ O (g)	973	956	956
Formulation volume	1.04	1.09	1.05
28 d resistances	74.7	104.7	116.1
28 d gain		40	55
90 d resistances	85.8	114.2	124.3
90 d gain		33	45

TABLE G

BETOCARB SL + SILICA FUME	Standard	SiO ₂ /Al ₂ O ₃ = 0%	SiO ₂ /Al ₂ O ₃ = 35%	SiO ₂ /Al ₂ O ₃ = 50%	SiO ₂ /Al ₂ O ₃ = 75%
		CaCO ₃ = 100%	CaCO ₃ = 65%	CaCO ₃ = 50%	CaCO ₃ = 25%
Reference	ST	M0	M4	M6	M7
% Tested ultrafine SiO ₂ Al ₂ O ₃	0	0	35	50	75
% Betocarb SL	0	100	65	50	25
Mass of tested SiO ₂ /Al ₂ O ₃	0	0.0	49.7	71.0	106.5
Mass of Violet Label or Betocarb SL	0	142.0	92.3	71.0	35.5
Dispersing agent quantity (g)	0	2.5	3	4	5
Total quantity (SiO ₂ /Al ₂ O ₃ + CaCO ₃) (g)	0	142.0	142.0	142.0	142.0
Cement: CEM I 42.5R de Gaurain (g)	472	472	472	472	472
Sand (g)	1676	1645	1645	1645	1645
Water (g)	260	223	223	223	223
% of dispersing agent dry/dry	0	0.61	0.74	0.98	1.23
% (SiO ₂ —Al ₂ O ₃)/Cement	0	0.00	0.11	0.15	0.23
Water/Cement ratio	0.55	0.47	0.47	0.47	0.47
Mortar diameter (mm)	205	197	199	202	195
Weight (g)	1717	1775	1690	1715	1692
Weight H ₂ O (g)	973	1023	936	961	938
Formulation volume	1.04	1.05	1.11	1.09	1.06
28 d resistances	74.7	89.9	104.3	125.3	122
28 d gain		20	40	68	63
90 d resistances	85.8	98.8	118.4	132.9	128.3
90 d gain		15	38	55	49

TABLE H

BETOCARB SL + METAKAOLIN	Standard	SiO ₂ /Al ₂ O ₃ = 0%	SiO ₂ /Al ₂ O ₃ = 35%	SiO ₂ /Al ₂ O ₃ = 50%	SiO ₂ /Al ₂ O ₃ = 75%
		CaCO ₃ = 100%	CaCO ₃ = 65%	CaCO ₃ = 50%	CaCO ₃ = 25%
Reference	ST	M0	M4	M6	M7
% Tested ultrafine SiO ₂ Al ₂ O ₃	0	0	35	50	75
% Betocarb SL	0	100	65	50	25
Mass of tested SiO ₂ /Al ₂ O ₃	0	0.0	49.7	71.0	106.5
Mass of Violet Label or Betocarb SL	0	142.0	92.3	71.0	35.5
Dispersing agent quantity (g)	0	2.5	3.8	5	6
Total quantity (SiO ₂ /Al ₂ O ₃ + CaCO ₃) (g)	0	142.0	142.0	142.0	142.0
Cement: CEM I 42.5R de Gaurain (g)	472	472	472	472	472
Sand (g)	1676	1645	1645	1645	1645
Water (g)	260	223	223	223	223
% of dispersing agent dry/dry	0	0.61	1.08	1.23	1.48
% (SiO ₂ —Al ₂ O ₃)/Cement	0	0.00	0.11	0.15	0.23
Water/Cement ratio	0.55	0.47	0.47	0.47	0.47
Mortar diameter (mm)	205	197	197	190	192
Weight (g)	1717	1775	1730	1769	1766
Weight H ₂ O (g)	973	1023	979	1021	1013
Formulation volume	1.04	1.05	1.08	1.05	1.01
28 d resistances	74.7	89.9	109.3	114.7	121
28 d gain		20	46	54	62
90 d resistances	85.8	98.8	121.8	119.7	130.4
90 d gain		15	42	39	52

[0229] Precise formulations and RC results are given in Tables:

[0230] E tested ultrafine aluminosiliceous SiO₂/Al₂O₃=silica fume (SF) Sifraco™ C800 98% SiO₂

[0231] Filler is an UF: violet label or EV

[0232] F same as E except that SF is replaced with metakaolin

[0233] G same as E (tested SF) except that the filler EV is replaced with a coarse filler CaCO₃ Betocarb SL

[0234] H same as G except that the tested SF is replaced with metakaolin

[0235] Dispersing agent=Chryso Premia 196

[0236] The filler blend is treated in each case with Product B.

[0237] In each test, the aluminosiliceous material is tested at 0, 50 or 75% dry weight/CaCO₃.

[0238] One can note a remarkable gain in RC at 28 days and 90 days.

[0239] From attached FIG. 17 it can be seen that the ratio Rc90 d/Rc28 d as a function of the % aluminosiliceous material/aluminosiliceous material+carbonate based filler (in dry weight) is low when there is no AlSi material (namely no SF), is quite good (close to 1 what means that there is almost no loss in Rc between 25 and 75%, with even a value above 1 (what means, there is a gain in Rc between 28 and 90 days) at 50%. It can also be seen that there is a sudden drop between 75% and 100%.

[0240] Module 2: one uses a fixed formulation for a mortar, which is given in Table I, with adjustment only on water proportion.

TABLE I

	Standard	SiO ₂ /Al ₂ O ₃ = 0% CaCO ₃ = 100%	SiO ₂ /Al ₂ O ₃ = 35% CaCO ₃ = 65%	SiO ₂ /Al ₂ O ₃ = 50% CaCO ₃ = 50%	SiO ₂ /Al ₂ O ₃ = 75% CaCO ₃ = 25%
Reference	ST	M0	M4	M6	M7
% Tested ultrafine SiO ₂ Al ₂ O ₃	0	0	35	50	75
% Violet Label or Betocarb SL	0	100	65	50	25
Mass of tested SiO ₂ /Al ₂ O ₃	0	0,0	49,7	71,0	106,5
Mass of Violet Label or Betocarb SL	0	142,0	92,3	71,0	35,5
Total quantity (SiO ₂ /Al ₂ O ₃ + CaCO ₃)	0	142,0	142,0	142,0	142,0
Cement: CEM I 42.5R de Gaurain	472	472	472	472	472
Sand	1676	1534	1534	1534	1534
water	260	adjusted	adjusted	adjusted	adjusted
% (SiO ₂ —Al ₂ O ₃)/Cement	0	0,00	0,11	0,15	0,23
Water/Cement ratio	0,55	calculated	calculated	calculated	calculated
Mortar diameter (mm)			Must be between 300 and 400 mm		

TABLE J

VIOLET LABEL + SILICA FUME	Standard	SiO ₂ /Al ₂ O ₃ = 50% CaCO ₃ = 50%	SiO ₂ /Al ₂ O ₃ = 75% CaCO ₃ = 25%
Reference	ST	M6	M7
% Tested ultrafine SiO ₂ Al ₂ O ₃	0	50	75
% Violet Label	0	50	25
Mass of tested SiO ₂ /Al ₂ O ₃	0	71,0	106,5
Mass of Violet Label	0	71,0	35,5
Total quantity (SiO ₂ /Al ₂ O ₃ + CaCO ₃) (g)	0	142,0	142,0
Cement: CEM I 42.5R de Gaurain (g)	472	472	472
Sand (g)	1676	1534	1534
Water (g)	260	283	303
% (SiO ₂ —Al ₂ O ₃)/Cement	0	0,15	0,23
Water/Cement ratio	0,55	0,60	0,64
Mortar diameter (mm)	205	185	181
Weight (g)	1717	1699	1660
Weight H ₂ O (g)	973	935	899
Formulation volume	1,04	1,09	1,08
28 d resistances	74,7	94,4	83
28 d gain		26	11
90 d resistances	85,8	103,5	91,7
90 d gain		21	7

TABLE K

VIOLET LABEL + METAKAOLIN	Standard	SiO ₂ /Al ₂ O ₃ = 50% CaCO ₃ = 50%	SiO ₂ /Al ₂ O ₃ = 75% CaCO ₃ = 25%
Reference	ST	M6	M7
% Tested ultrafine SiO ₂ Al ₂ O ₃	0	50	75
% Violet Label	0	50	25
Mass of tested SiO ₂ /Al ₂ O ₃	0	71,0	106,5
Mass of Violet Label	0	71,0	35,5
Total quantity (SiO ₂ /Al ₂ O ₃ + CaCO ₃) (g)	0	142,0	142,0

TABLE K-continued

VIOLET LABEL + METAKAOLIN	Standard	SiO ₂ /Al ₂ O ₃ = 50%	SiO ₂ /Al ₂ O ₃ = 75%
		CaCO ₃ = 50%	CaCO ₃ = 25%
Cement: CEM I 42.5R de Gaurain (g)	472	472	472
Sand (g)	1676	1534	1534
Water (g)	260	283	303
% (SiO ₂ —Al ₂ O ₃)/Cement	0	0.15	0.23
Water/Cement ratio	0.55	0.60	0.64
Mortar diameter (mm)	205	208	206
Weight (g)	1717	1714	1699
Weight H ₂ O (g)	973	956	942
Formulation volume	1.04	1.08	1.04
28 d resistances	74.7	86.2	89.8
28 d gain		15	20
90 d resistances	85.8	98.4	99.1
90 d gain		15	15

TABLE L

BETOCARB SL + SILICA FUME	Standard	SiO ₂ /Al ₂ O ₃ = 0%	SiO ₂ /Al ₂ O ₃ = 35%	SiO ₂ /Al ₂ O ₃ = 50%	SiO ₂ /Al ₂ O ₃ = 75%
		CaCO ₃ = 100%	CaCO ₃ = 65%	CaCO ₃ = 50%	CaCO ₃ = 25%
Reference	ST	M0	M4	M6	M7
% Tested ultrafine SiO ₂ Al ₂ O ₃	0	0	35	50	75
% Betocarb SL	0	100	65	50	25
Mass of tested SiO ₂ /Al ₂ O ₃	0	0.0	49.7	71.0	106.5
Mass of Violet Label	0	142.0	92.3	71.0	35.5
Total quantity (SiO ₂ /Al ₂ O ₃ + CaCO ₃) (g)	0	142.0	142.0	142.0	142.0
Cement: CEM I 42.5R de Gaurain (g)	472	472	472	472	472
Sand (g)	1676	1534	1534	1534	1534
Water (g)	260	253	265	280	303
% (SiO ₂ —Al ₂ O ₃)/Cement	0	0.00	0.11	0.15	0.23
Water/Cement ratio	0.55	0.54	0.56	0.59	0.64
Mortar diameter (mm)	205	195	183	180	180
Weight (g)	1717	1714	1705	1672	1657
Weight H ₂ O (g)	973	967	945	919	899
Formulation volume	1.04	1.05	1.08	1.09	1.07
28 d resistances	74.7	77.6	95.7	90	88.2
28 d gain		4	28	20	18
90 d resistances	85.8	88.2	102.3	100.6	97.4
90 d gain		3	19	17	14

TABLE M

BETOCARB SL + METAKAOLIN	Standard	SiO ₂ /Al ₂ O ₃ = 0%	SiO ₂ /Al ₂ O ₃ = 35%	SiO ₂ /Al ₂ O ₃ = 50%	SiO ₂ /Al ₂ O ₃ = 75%
		CaCO ₃ = 100%	CaCO ₃ = 65%	CaCO ₃ = 50%	CaCO ₃ = 25%
Reference	ST	M0	M4	M6	M7
% Tested ultrafine SiO ₂ Al ₂ O ₃	0	0	35	50	75
% Betocarb SL	0	100	65	50	25
Mass of tested SiO ₂ /Al ₂ O ₃	0	0.0	49.7	71.0	106.5
Mass of Violet Label	0	142.0	92.3	71.0	35.5
Total quantity (SiO ₂ /Al ₂ O ₃ + CaCO ₃) (g)	0	142.0	142.0	142.0	142.0
Cement: CEM I 42.5R de Gaurain (g)	472	472	472	472	472
Sand (g)	1676	1534	1534	1534	1534
Water (g)	260	253	265	280	303
% (SiO ₂ —Al ₂ O ₃)/Cement	0	0.00	0.11	0.15	0.23
Water/Cement ratio	0.55	0.54	0.56	0.59	0.64
Mortar diameter (mm)	205	195	189	198	213
Weight (g)	1717	1714	1726	1685	1694
Weight H ₂ O (g)	973	967	968	940	939
Formulation volume	1.04	1.05	1.06	1.07	1.05
28 d resistances	74.7	77.6	91.3	86.9	90.6
28 d gain		4	22	16	21
90 d resistances	85.8	88.2	101.2	100	96.6
90 d gain		3	18	17	13

[0241] Precise formulations and results are given as for Module 1 in Tables:

[0242] J carbonate filler EV

[0243] Aluminosiliceous material SF Sifraco C800

[0244] K carbonate filler EV

[0245] Aluminosiliceous (AlSi) material MK Premix
MK (d50=3, BET=3.8 m²/g)

[0246] L carbonate filler Betocarb SL coarse CaCO₃

[0247] Aluminosiliceous material SF Sifraco C800

[0248] M carbonate filler Betocarb SL

[0249] Aluminosiliceous MK

[0250] We note as in Module 1 an important gain in RC 28 d and RC 90 d.

Example 4

Refers to Tables N, O, P

[0251]

TABLE N

Specimen	Sand		Cement		Filler		Ultrafine		Ultrafine		Water		Additive		Consistency mm	Air mass g	Water mass g	density kg/m ³	Rc28d Mpa	% rc28d	Rc90d Mpa	Observation
	g	g	g	g	g	g	%	%	g	g	F	%	g	g								
E1	SAN099	1676 CEM099	472	0	0	0	0	0	0	260	0	0.00	0.0	200	1757	993	2.30	44.8			water releasing (resistant) slightly water releasing, compact	
E2	SAN099	1645 CEM099	472	0	0	0	0	0	0	223	0	0.21	1.0	170	1752	982	2.27	57.4			water releasing slightly water releasing	
E3	SAN099	1645 CEM099	472	0	0	0	0	0	0	223	0	0.32	1.5	235	1753	993	2.31	61.3	4	0	compact	
E4	SAN099	1645 CEM099	472	0	0	0	0	0	0	223	0	0.26	1.3	170	1739	977	2.28	59.0	0	0	water releasing slightly water releasing	
E5	SAN099	1645 CEM099	472	0	0	0	0	0	0	223	0	0.32	1.5	177	1808	1034	2.34	63.8	8	0	water releasing slightly water releasing	
E6	SAN099	1645 CEM099	472	0	0	0	0	0	0	223	0	0.32	1.5	185	1774	1009	2.32	62.5	6	0	water releasing	
E7	SAN099	1645 CEM099	472	0	0	0	0	0	0	223	0	0.32	1.5	195	1782	1021	2.34	64.4	9	0	water releasing	
E8	SAN099	1645 CEM099	472	0	0	0	0	0	0	223	0	0.32	1.5	193	1754	992	2.30	62.1	5	0	water releasing slightly water releasing	
E8R	SAN099	1645 CEM099	472	0	0	0	0	0	0	223	0	0.32	1.5	177	1739	977	2.28	58.1	0	0	water releasing slightly water releasing	
E9	SAN099	1645 CEM099	472	0	0	0	0	0	0	223	0	0.42	2.0	195	1806	1040	2.36	65.5	0	0	water releasing slightly water releasing, no releasing, no gas bubble (vibrating table)	
E9R	SAN099	1645 CEM099	472	0	0	0	0	0	0	223	0	0.32	1.5	155	1735	965	2.25	62.7	-4	0	water releasing dry and homogeneous, no gas bubble (vibrating table)	
E10	SAN099	1645 CEM099	472	0	0	0	0	0	0	223	0	0.53	2.5	210	1737	973	2.27	68.1	4	4	water releasing dry and homogeneous, no gas bubble (vibrating table)	
E10R	SAN099	1645 CEM099	472	0	0	0	0	0	0	223	0	0.32	1.5	137	1730	961	2.25	68.2	4	0	water releasing dry and homogeneous, no gas bubble (vibrating table)	
E11	SAN099	1645 CEM099	472	0	0	0	0	0	0	223	0	0.64	3.0	187	1723	956	2.25	68.8	5	11	water releasing dry and homogeneous, no gas bubble (vibrating table)	

TABLE N-continued

	Sand		Cement		Filler		Ultrafine		Ultrafine		Water		Additive		Consistency		Air mass		Water mass		density		Rc28d		Rc90d		Observation
	g		g		g		g		g		g		g		mm	g	g	g	g	kg/m3	Mpa	% rc28d	Mpa	Mpa	Mpa		
E11R	1645	CEM099	472	A	57		0	C	60	85	223	SP B	0.85	4.0	195	1752	985	2.28	79.8	22						water releasing	
E12	1645	CEM099	472	A	0		0	C	100	142	223	SP B	0.32	1.5	107	1709	947	2.24	72.1	10						"crumble"; no gas bubble (vibrating table)	
E12R	1645	CEM099	472	A	0		0	C	100	142	223	SP B	1.06	5.0	175	1690	926	2.21	77.1	18						water releasing	
E13	1645	CEM099	472	A	142		0	D	0	0	223	SP B	0.42	2.0	207	1812	1045	2.36	65.5	0						water releasing	
E14	1645	CEM099	472	A	114		0	D	20	28	223	SP B	0.64	3.0	210	1822	1053	2.37	72.9	11						water releasing	
E15	1645	CEM099	472	A	92		0	D	35	50	223	SP B	0.85	4.0	217	1842	1066	2.37	73.8	13						water releasing	
E16	1645	CEM099	472	A	57		0	D	60	85	223	SP B	1.06	5.0	193	1814	1045	2.36	84.5	29						water releasing	
E17	1645	CEM099	472	A	0		0	D	100	142	223	SP B	1.27	6.0	160	1743	972	2.26	80.7	23						slightly water releasing	
E18	1645	CEM098	472	A	142		0	E	0	0	223	SP B	0.42	2.0	188	1731	969	2.27	62.0	0						water releasing	
E18R	1645	CEM099	472	A	142		0	E	0	0	223	SP B	0.42	2.0	197	1824	1051	2.36								water releasing	
E19	1645	CEM098	472	A	114		0	E	20	28	223	SP B	0.42	2.0	193	1747	979	2.27	65.2	5						water releasing	
E19R	1645	CEM099	472	A	114		0	E	20	28	223	SP B	0.42	2.0	190	1785	1018	2.33								water releasing	
E20	1645	CEM098	472	A	92		0	E	35	50	223	SP B	0.42	2.0	185	1727	963	2.26	61.8	0						water releasing	
E20R	1645	CEM099	472	A	92		0	E	35	50	223	SP B	0.42	2.0	195	1808	1031	2.33								water releasing	
E21	1645	CEM098	472	A	57		0	E	60	85	223	SP B	0.42	2.0	180	1724	960	2.26	63.2	2						water releasing	
E21R	1645	CEM099	472	A	57		0	E	60	85	223	SP B	0.42	2.0	215	1791	1024	2.34								water releasing (# très resuant)	
E22	1645	CEM098	472	A	0		0	E	100	142	223	SP B	0.42	2.0	165	1725	963	2.26	65.6	6						slightly water releasing, sticky.	
E22R	1645	CEM099	472	A	0		0	E	100	142	223	SP B	0.53	2.5	240	1830	1055	2.36								water releasing (# très resuant)	

TABLE O

Specimen	Sand		Cement		Filler		Ultrafine		Ultrafine		Water		Additive		Consistency mm	air mass g	water mass g	density kg/m ³	Rc28d Mpa	% rc28d	Rc90d Mpa	Observation
	g	g	g	g	g	g	%	%	g	g	F	%	g	g								
E23	1676	472	0	0	0	0	0	0	0	0	260	0.00	0.0	200	1757	993	2.30	44.8	0		water releasing (resuant*)	
E23R	1645	472	0	0	142	0	0	0	0	223	SPB	2.0	205	1758	987	2.28	62.6	0			water releasing (tres resuant*)	
E24	1645	472	0	0	114	0	19.72	28	223	SPB	2.0	217	1739	972	2.27	66.5	6				water releasing: Rc 80.3/81.1/ 74.6	
E25	1645	472	0	0	92	0	35.21	50	223	SPB	3.0	230	1801	1031	2.34	80.0	28					
E26	1645	472	0	0	57	0	59.86	85	223	SPB	4.0	195	1700	934	2.22	72.5	16				water releasing	
E27	1645	472	0	0	142	0	100	142	223	SPB	5.0	195	1686	922	2.21	77.6	24				water releasing	
E28	1645	472	0	0	142	0	0	0	223	SPB	1.0	175	1744	977	2.27	54.7	0				water releasing	
E29	1645	472	0	0	114	0	19.72	28	223	SPB	2.0	213	1764	997	2.30	65.7	20				water releasing	
E30	1645	472	0	0	92	0	35.21	50	223	SPB	3.0	205	1740	974	2.27	66.6	22				water releasing	
E31	1645	472	0	0	57	0	59.86	85	223	SPB	4.0	197	1732	968	2.27	73.7	35				water releasing	
E32	1645	472	0	0	0	0	100	142	223	SPB	6.0	180	1757	993	2.30	85.0	55				slightly water releasing (legement resuant*)	
E33	1645	472	0	0	142	0	0	0	223	SPB	1.5	203	1740	974	2.27	58.7	0				water releasing	
E34	1645	472	0	0	114	0	19.72	28	223	SPB	1.5	187	1744	979	2.28	59.9	2				water releasing	
E35	1645	472	0	0	92	0	35.21	50	223	SPB	1.5	180	1737	974	2.28	60.2	3				water releasing	
E36	1645	472	0	0	57	0	59.86	85	223	SPB	2.0	215	1758	990	2.29	62.3	6				water releasing, slightly	
E37	1645	472	0	0	0	0	100	142	223	SPB	2.0	235	1796	1024	2.34	71.3	21				outgassing water releasing (tres resuant*)	
E38	1645	472	A	142	B	0	0	0	223	SPB	1.8	185	1797	1031	2.35	63.9					outgassing slightly water releasing (legement resuant*)	
E39	1645	472	A	127	B	10.56	15	C	0	223	SPB	2.0	217	1842	1064	2.37	63.9				water releasing (tres resuant*)	
E40	1645	472	A	101	B	28.87	13	C	28	223	SPB	2.0	187	1731	966	2.26	66.9				water releasing	
E41	1645	472	A	81	B	42.96	11	C	50	223	SPB	3.0	220	1785	1014	2.32	79.5				water releasing	
E42	1645	472	A	50	B	64.79	7	C	85	223	SPB	4.0	183	1710	944	2.23	76.0				water releasing	
E43	1645	472	0	0	100	0	C	142	223	SPB	5.0	167	1720	945	2.22	80.7					water releasing and sticky	

TABLE O-continued

	Sand		Cement		Filler		Ultrafine		Ultrafine		Water		Additive		Consistency	air		density	Re28d	Mpa	% rc28d	Re90d	Mpa	Observation
	g	g	g	g	g	g	g	g	g	g	g	g	g	g		mm	g							
E44	1645	CEM099	472	A	142	B	0	0	0	223	SPB	2.0	197	1842	1064	2.37	64.0	water releasing						
E45	1645	CEM099	472	A	127	B	10.56	15	D	0	223	SPB	2.0	1830	1058	2.37	63.4	water releasing (très resuant)						
E46	1645	CEM099	472	A	101	B	28.87	13	D	28	223	SPB	2.0	1741	974	2.27	64.6	slightly water releasing						
E47	1645	CEM099	472	A	81	B	42.96	11	D	50	223	SPB	3.0	1784	1014	2.32	74.5	water releasing						
E48	1645	CEM099	472	A	50	B	64.79	7	D	85	223	SPB	4.0	1763	1001	2.31	81.6	water releasing						
E49	1645	CEM099	472	A	0	B	100	0	D	142	223	SPB	6.0	1743	983	2.29	83.6	slightly water releasing						
E50	1645	CEM099	472	A	142	B	0	0	0	223	SPB	2.0	220	1832	1062	2.38	60.1	(legerement resuant) water releasing						
E51	1645	CEM099	472	A	127	B	10.56	15	E	0	223	SPB	2.0	1828	1073	2.42	64.0	water releasing (très resuant)						
E52	1645	CEM099	472	A	101	B	28.87	13	E	28	223	SPB	2.0	1749	1038	2.46	65.6	water releasing						
E53	1645	CEM099	472	A	81	B	42.96	11	E	50	223	SPB	2.0	1815	1046	2.36	68.1	water releasing (très resuant)						
E54	1645	CEM099	472	A	50	B	64.79	7	E	85	223	SPB	2.0	1820	1043	2.34	69.2	water releasing (très resuant)						
E55	1645	CEM099	472	A	0	B	100	0	E	142	223	SPB	2.0	1783	1017	2.33	71.9	water releasing (très resuant)						

TABLE P

	Sand	Cement		Filler	Ultra-fine		Water	Additive			Consistency	
		g	g		g	%		g	%	g		F
Specimen	SAN099	1676	CEM099	472		0	0	260		0.00	0.0	200
E56	SAN099	1645	CEM099	472	A	142		223	SP B		2.0	217
E57	SAN099	1695	CEM099	472	A	92		223	SP B		2.0	193
E58	SAN099	1745	CEM099	472	A	42		223	SP B		3.0	205
E59	SAN099	1787	CEM099	472	A	0		223	SP B		3.0	187
E60	SAN099	1595	CEM099	472	A	192		223	SP B		1.5	175
E61	SAN099	1545	CEM099	472	A	242		223	SP B		1.8	200
E62	SAN099	1645	CEM099	472	F	142		223	SP B		2.0	187
E63	SAN099	1695	CEM099	472	F	92		223	SP B		2.0	207
E64	SAN099	1745	CEM099	472	F	42		223	SP B		2.0	193
E65	SAN099	1787	CEM099	472	F	0		223	SP B		2.0	180
E66	SAN099	1595	CEM099	472	F	192		223	SP B		2.0	175
E67	SAN099	1545	CEM099	472	F	242		223	SP B		2.0	207
E68	SAN099	1645	CEM099	472	A	142		223	SP B		3.0	225
E69	SAN099	1645	CEM099	472	A	142		223	SP B		4.0	245
E70	SAN099	1400	CEM099	472	F	387		223	SP B		2.0	387
E71	SAN099	1500	CEM099	472	F	287		223	SP B		2.0	307
E72	SAN099	1600	CEM099	472	F	187		223	SP B		2.0	273
E73	SAN099	1700	CEM099	472	F	87		223	SP B		2.0	187
E74	SAN099	1300	CEM099	472	F	487		223	SP B		2.0	135
E75	SAN099	1500	CEM099	472	F	287		223	SP B		2.0	
E76	SAN099	1400	CEM099	472	A	387		223	SP B		4.0	370
E77	SAN099	1500	CEM099	472	A	287		223	SP B		4.0	368
E78	SAN099	1600	CEM099	472	A	187		223	SP B		4.0	265
E79	SAN099	1700	CEM099	472	A	87		223	SP B		4.0	215
E80	SAN099	1300	CEM099	472	A	487		223	SP B		4.0	100

	air mass g	water mass g	density kg/m ³	Rc28d Mpa	% rc28d	Rc90d Mpa	Observation
Specimen	1757	993	2.30	44.8			water releasing (≠resuant*)
E56	1825	1053	2.36	22.3	Rc24h	Rc28j	water releasing
E57	1843	1065	2.37	20.1		50.8	water releasing
E58	1837	1063	2.37	21.3		46.2	water releasing and hollow
E59	1826	1051	2.36	19.0		43.5	water releasing and hollow
E60	1724	968	2.28	20.2		48.8	water releasing and segregating
E61	1743	984	2.30	22.4		51.8	water releasing and segregating
E62	1750	986	2.29	20.3		rc7	
E63	1822	1049	2.36	21.4		rc7	
E64	1845	1065	2.37	19.4		rc7	
E65	1823	1050	2.36	19.0		rc7	
E66	1779	1005	2.30	22.9		rc7	
E67	1744	988	2.31	20.4		rc7	
E68			Vfunnel (s)				heavy, stickly
E69							heavy, compact, almost segregation
E70			11				full, flexible, outgassing
E71							heavy and sticky
E72			36				heavy and compact
E73							heavy, almost homogeneous; water releasing
E74			100				
E75							heavy, outgassing and segregation
E76							heavy, outgassing and segregation
E77							slow, water releasing and segregation
E78			36				segregation
E79							heavy, slow and water releasing
E80							dry and homogenous.

- [0252] In the tables D, E, F:
- [0253] A is a coarse CaCO₃ filler Betocarb SL as described above
- [0254] B is a treating ultrafine carbonate filler EV described above
- [0255] C is a treating ultrafine filler Silica Fume
- [0256] D is a treating ultrafine filler metakaolin

- [0257] E is a treating siliceous filler
- [0258] F is a coarse CaCO₃ filler Betocarb HP-OG (d₅₀=about 6 μm, Blaine 380 m²/kg)
- [0259] SP B is the treating superplastifier as described above.
- [0260] The cement brand is the standardized cement 42.5 R Gaurain (CEM)

[0261] The sand is Standardized sand Under EN 196-1 (SAN)

[0262] The column <<consistency>> provides the cone diameter.

[0263] This examples provides numerous possible combinations and data and will therefore allow the skilled man to reach the best compromises between Rc and cone diameter.

1. Process for the preparation of cement/mortar/concrete compositions or systems, (for simplicity hereafter “cement” compositions or systems), featuring an improved compressive strength Rc namely at 28 days and 90 days, containing at least a “carbonate-based filler”, characterized in that it comprises at least one step where the said at least one “carbonate-based filler” is mixed or blended with at least one aluminosiliceous material, and the obtained “fillers blend” is treated with an efficient treating amount of at least one treating agent consisting of or comprising superplastifier(s).

2. Process according to claim 1 for preparing the said “cement” compositions or systems characterized by:

- a) providing a powder of at least a dry calcium carbonate-based filler, hereafter “filler or filler(s);
- b) mixing the said filler(s) with at least an aluminosiliceous material
- c) treating by mixing the resulting “fillers blend” with an efficient treating amount of at least one superplastifier, thus producing “treated fillers blend”,
- d) introducing the said treated fillers blend into a kneading or mixing device already containing mix water or a composition of mix water possibly containing routine or “non-interfering” additives (“mix water composition”) (hereafter for simplicity “mixing water”)
- e) optionally adding before or after the step c), preferably before, aggregates such as sand and/or gravel, and possibly other “non interfering” routine additives or adjuvants,
- f) kneading or mixing the said load during an efficient period of time,
- g) recovering the said “cement” composition.

3. Process according to claim 1 characterized in that the dosage of the aluminosiliceous SiO₂/Al₂O₃ material represents 8.5 to 100%/dry weight of carbonate-based filler(s), preferably 8.5 to 40, or 10 to 70-85%/dry weight of carbonate-based filler(s), preferably 30-35-40%/dry weight of carbonate-based filler(s).

4. Process according to claim 1 characterized in that the dosage of the aluminosiliceous SiO₂/Al₂O₃ material represents 25 to 75%, preferably 50%/dry weight of carbonate-based filler(s)+aluminosiliceous material.

5. Process according to claim 4 wherein the aluminosiliceous material is a silica fume d₅₀=1.2 microns, Blaine surface >1500 m²/kg, BET=16 m²/g.

6. Process according to claim 1 characterized in that the said superplastifier is selected among polycarboxylates, polycarboxylate ethers, or products manufactured from sulfonated naphthalene condensate or sulfonated melamine formaldehyde.

7. Process according to claim 1 characterized in that the said superplastifier is of polycarboxylate ether type.

8. Process according to claim 1 characterized in that the dosage in superplastifier(s) is ranging from 0.03 or 0.05 to 0.1% to 2-3% dry weight of cement, or 0.3 to 2-3 kg for 100 kg of cement, preferably 0.8 to 1.2 kg/100 kg of cement, on a DRY/DRY basis or, in laboratory conditions, ranges from

0.05 to 0.1% by weight of the carbonate (DRY) that is 0.1 to 0.3 kg/100 kg of cement, on a DRY/DRY basis.

9. Process according to claim 1 characterized in that the superplastifier treating agent(s) can be only superplastifier(s) or blends of superplastifier(s) with non-interfering plasticizer (s) and/or inert, additives.

10. Process according to claim 9 characterized in that the ratio superplastifier(s)/plasticizer(s) is from 100/0 to 95/5-90/10, preferably no less than 85/15 on a weight dry basis.

11. Process according to claim 1 characterized in that the said calcium carbonate-based filler(s) are fillers that contain (s) only calcium carbonate(s) (possibly of various origins, such as various natural rocks or various PCCs)—which means with no other filler of a different type, such as kaolin, bentonite, etc.), and is/are preferably provided (when the filler(s) is/are or contain(s) GCC(s)) by a carbonated rock or more generally mineral material(s) comprising at least 50-65% by weight (dry) of CaCO₃, preferably more than 80%, still more preferably more than 90%.

12. Process according to claim 1 characterized in that the said carbonate-based fillers are selected among:

- natural calcium carbonate(s) or ground calcium carbonate (s) (GCC(s)) such as GCC from marble, chalk, calcite, or from other natural forms of natural calcium carbonates; PCC(s) which is a precipitated calcium carbonate, or a mixture of said CaCO₃— containing rocks or mineral materials with each other as well as blends or mixtures of GCC(s) and/or PCC(s) and/or as well as MCC(s) and blends of MCC(s) and Gcc(s) and/or PCC(s).

13. Process according claim 11 characterized in that the GCC/PCC ratio is chosen from 0-100 to 100-0% by dry weight, preferably from 30-70 to 70/30% by dry weight.

14. Process according to claim 1 characterized in that said carbonate-based filler(s) can be

- ultrafine filler(s) or
- coarser or coarse filler(s)

(of the calcium carbonate containing type as defined above).

15. Process according to claim 1 characterized in that “Ultrafines particles” or more simply “ultrafines” or still more simply “UFs” are defined by

- a) a d₅₀ from about 1 micron to about 5 or 6 microns, preferably from 1 to 3 microns, and still better of about 2-3 microns, usually <5 microns.
- b) and
- c) a high specific surface, usually defined as BLAINE >1000 m²/kg pref.>1500 m²/kg, pref. up to 2000 m²/kg (or a corresponding BET or SSP m²/g)
- d) while coarse carbonate-based fillers feature a d₅₀>5-6 microns and a Blaine surface of <1000 m²/kg

16. Process according to claim 15 characterized in that UF_s carbonate-based fillers are selected among:

- e) calcites (d₅₀ about 1 micron),
- f) marbles of about 3 microns d₅₀, or marbles of about 1 to 5-6 microns d₅₀,
- g) a carbonate of clay type (d₅₀ 1 resp. 2 microns),
- h) a carbonate of marble (about 2.4 micron d₅₀),
- i) PCCs such as of d₅₀=1.52 μm
- j) MCCs such as of d₅₀=2.29 μm

17. Process according to claim 1 characterized in that “aluminosiliceous material” is a product or blend of products mainly made of siliceous product(s) and/or aluminous product(s) which may contain only a minor amount of non aluminosiliceous products, such as impurities, and are preferably

selected among aluminum oxides such as various forms of Al_2O_3 , silica fumes (SF) such as various forms of SiO_2 or SiO_2 fumes, calcined kaolin or "metakaolin" (MK), pozzolanic products (used by cement industry) such as blast furnace slags, ultrafine siliceous products from the industry etc. . . . , and preferably blends of Al_2O_3/SiO_2 .

18. Process according to claim 17 characterized in that the said aluminosiliceous material is selected among:

a product containing 98% SiO_2 and a minor amount (0.71%) of Al_2O_3 , and traces of CaO and MgO (SSP=7.49 d50 (median diameter)=1.86 micron.

a product which is a silica fume obtained while preparing silicium d50=1.2 micron Blaine >1600 m²/kg BET=16 m²/g

a metakaolin of d50=3 microns BET=3.8 m²/g

a product of d50=14 microns BET=6.12 m²/g

19. Process according to claim 1 characterized in that the said "carbonate-based filler(s)" comprises, or consists of, at least a coarse carbonate-based filler, and/or at least an ultrafine filler of "UF".

20. Process according to claim 1 characterized in that the fillers may consist of calcium carbonate(s), the said filler(s) are made of calcium carbonate(s) or blends thereof, that is GCCs or PCCs or blends of GCCs or blends of PCCs or blends of GCCs and PCCs, optionally mixed with non interfering fillers.

21. Process according claim 14 characterized in that the said coarse carbonate-based fillers can be "low, medium or HP" fillers, and UF(s) are usually UF(s).

22. Process according to claim 1 characterized in that it contains a step where a small amount of "fluidifier" is introduced in the mixing/kneading device.

23. Process according to claim 22, characterized in that said "fluidifier" is a "modified polycarboxylate".

24. Process according to claim 22, characterized in that the dosage of said fluidifier is 3 and 4 g, such as 3.4-3.7 g, preferably 3.5 g/dry weight of the total cement composition.

25. Process according to claim 1 characterized in that the said filler(s) blend is/are efficiently treated with the superplasticifier(s) before being introduced in the kneading or mixing device, such as in an outside mixing Laboratory equipment or in an industrial mixer or other industrial kneading or mixing equipment.

26. Process according to claim 1 characterized in that the said filler(s) blend is/are treated after having being introduced in the kneading or mixing device ("inside treatment"), wherein the said filler(s) blend is/are efficiently treated with the superplasticifier(s) after having being introduced in the kneading or mixing device ("inside treatment") with the filler (s) blend and the efficient treating amount of the superplasticifier treating agent(s) being introduced in the kneading or mixing device either simultaneously or in a manner such that the filler(s) and the efficient amount of the superplasticifier treating agent(s) are introduced separately BUT at a very close location and time.

27. Process according to claim 1 characterized in that the said filler(s) blend is/are efficiently treated with the superplasticifier(s) partially before being introduced in the kneading or mixing device ("partial pre-treatment") and partially after having been introduced in the pre-treated state in the said mixing or kneading device, the total of the two partial treatments with superplasticifier(s) being "efficient", with the second part or amount of the superplasticifier(s) treating agent(s) being introduced in the kneading or mixing device either

simultaneously with the pre-treated fillers blend or in a manner such that the pretreated filler(s) blend and the second part of the treating agent(s) are introduced separately BUT at a very close location and time.

28. Process according to claim 1 characterized in that when the filler(s) blend is/are to be treated at least partially inside the kneading or mixing device, ("mixed treatment"), a corresponding amount or proportion of treating superplasticifier(s) is added directly into the said kneading or mixing device or in admixture with the considered filler(s) blend just before the introduction in the kneading or mixing device, for example, on the weighting device ("balance") which is provided just before the powdered products are introduced into the kneading or mixing device.

29. Process according to claim 1 characterized in that the point and time of introduction of the said proportion of superplasticifier(s) treating agent be as close as possible to the point and time of introduction of the partially treated filler(s) blend.

30. Process according to claim 1 characterized in that the "efficient period of time", is a total period of time leading to an homogeneous mixture or blend, in the order of 2-15 min, preferably, for the "standard" mixtures or blends, 30-60 s, or 35-65 s or a much longer time of 1-3 to 10-15 min.

31. Process according to claim 1 characterized in that one first introduces the aggregates such as sand and gravel into the kneading or mixing device, and mix them optionally with a small amount of water and/or of fluidifier, before performing the other steps.

32. Process according to claim 1 characterized in that the total efficient time of mixing/kneading consists of a kneading time of 10-15-20 s for the aggregates such as gravel and sand (dry kneading or mixing), then of 10 s for the kneading or mixing of the hydraulic binder of the cement composition and untreated filler(s) blend, then 10-15 s for the kneading or mixing of the fillers blend and hydraulic binder with the fluidifier treating agent(s) and mix water, then 5-15 s for the final kneading or mixing with "routine additives".

33. Process according to claim 32 characterized in that the mixing or kneading device are operated in a batch mode, a semi-continuous mode, or a continuous mode.

34. Product characterized in that it comprises:

a) at least a "carbonate-based "filler"" as defined in claim 1 and at least an aluminosiliceous material as defined in any of the preceding claims, what provides a "fillers blend".

35. Product according to claim 34 characterized in that the dosage of the aluminosiliceous SiO_2/Al_2O_3 material represents 8.5 to 100%/dry weight of carbonate-based filler(s), preferably 8.5 to 40, or 10 to 70-85%/dry weight of carbonate-based filler(s), preferably 30-35-40%/dry weight of carbonate-based filler(s).

36. Product according to claim 34 characterized in that the fillers preblend material consists of 35% aluminosiliceous material/65% filler, by dry weight.

37. Product according to claim 34 characterized in that it comprises:

a) at least a "carbonate-based "filler"" and at least an aluminosiliceous material as defined in any of the preceding claims, what provides a "fillers blend",

b) and wherein the said "fillers blend" has been treated with an efficient amount of at least a superplasticifier.

38. Product according to claim 34 characterized in that the said superplasticifier is selected among polycarboxylates, poly-

carboxylate ethers, or products manufactured from sulfonated naphthalene condensate or sulfonated melamine formaldehyde.

39. Product according to claim **37** characterized in that the said superplastifier is of the polycarboxylate ethers type.

40. Product according to claim **37** characterized in that the dosage in superplastifier(s) is ranging from 0.03 or 0.05 to 2% to 3% dry weight of cement, or 0.3 to 2-3 kg for 100 kg of cement, preferably 0.8 to 1.2 kg/100 kg of cement, on a DRY/DRY basis or, in laboratory conditions, ranges from 0.05 to 0.1% by weight of the carbonate (DRY) that is 0.1 to 0.3 kg/100 kg of cement, on a DRY/DRY basis.

41. Product according to claim **34** characterized in that it comprises:

- a) at least a "carbonate-based "filler"" as defined in any of the preceding claims and at least an aluminosiliceous material as defined in any of the preceding claims, what provides a "fillers blend",
- b) and wherein the said "fillers blend" has been treated with an efficient amount of at least a superplastifier as defined in any of preceding claims.

and optionally at least a plastifier and optionally a fluidifier as defined in any of the preceding claims.

And characterized in that it further contains additives such as air entrainment agents, setting retarders or accelerators.

42. Product according to claim **34** characterized in that the fillers preblend material consists of 35% aluminosiliceous material/65% filler, by dry weight.

43. "CEMENT COMPOSITIONS" (in the wide sense defined) comprising the said "products" of claim **34** or "fillers blend" of fillers and aluminosiliceous material, treated with at least a superplastifier, and optionally a fluidifier and optionally a plastifier.

44. USE of the said "Fillers(s) blends" and cement composition according to claim **34** in the cement industry such as building, construction, off-shore cementing, oilfield and geothermal industries or for manufacturing "cement elements or products" for use in the said industries.

45. "CEMENT ELEMENTS or CEMENT PRODUCTS" obtained from the said "cements compositions" of claim **43**, such as construction or building blocks.

* * * * *