



US 20160015096A1

(19) **United States**

(12) **Patent Application Publication**  
**LeMarbe**

(10) **Pub. No.: US 2016/0015096 A1**

(43) **Pub. Date: Jan. 21, 2016**

(54) **QUICK RELEASE FASTENING SYSTEM**

(52) **U.S. Cl.**

(71) Applicant: **Point Blank Enterprises, Inc.**, Pompano Beach, FL (US)

CPC ..... *A41D 13/0562* (2013.01); *A41D 1/04* (2013.01)

(72) Inventor: **Randall Jered LeMarbe**, Coral Springs, FL (US)

(57) **ABSTRACT**

(21) Appl. No.: **14/609,049**

(22) Filed: **Jan. 29, 2015**

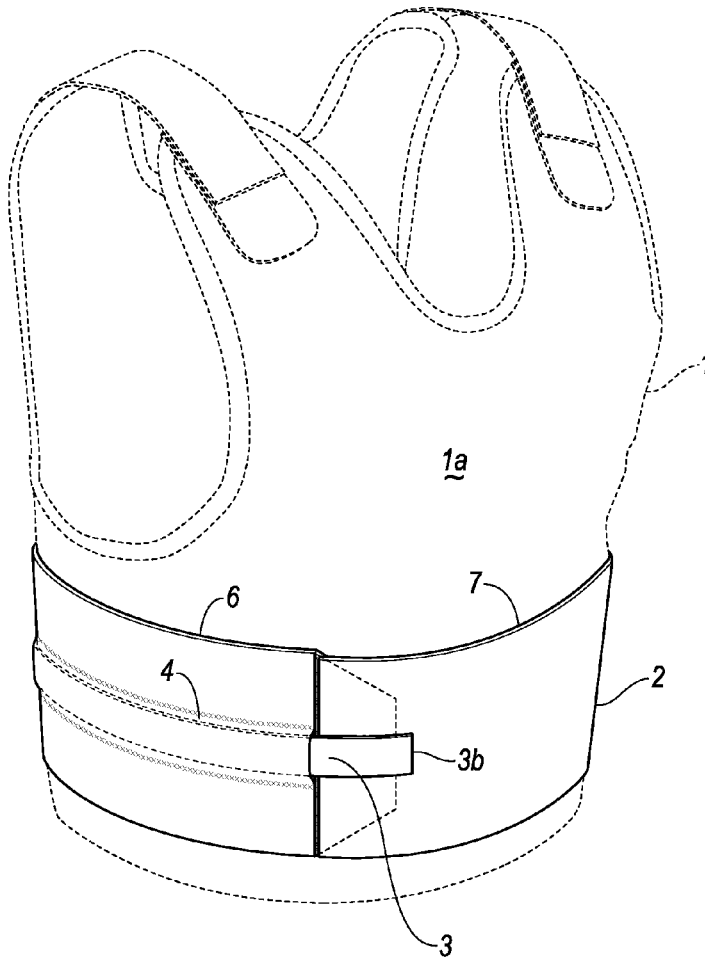
**Related U.S. Application Data**

(60) Provisional application No. 62/024,640, filed on Jul. 15, 2014.

**Publication Classification**

(51) **Int. Cl.**  
*A41D 13/05* (2006.01)  
*A41D 1/04* (2006.01)

A quick release fastening system associated with wearable articles is disclosed. The quick release fastening system includes a hook and loop fastener and a pull cord. A quick release of the fastening system can be accomplished with a frontal pull of the pull cord, which disengages the hook and loop fastener. No hardware is necessary to fasten or release the system. In some forms of the invention, the pull cord partially resides within a conduit that can be attached to or formed through the wearable article. The quick release fastening system is useful in any application wherein two articles need to be releasably fastened, including tactical vest applications of various types.



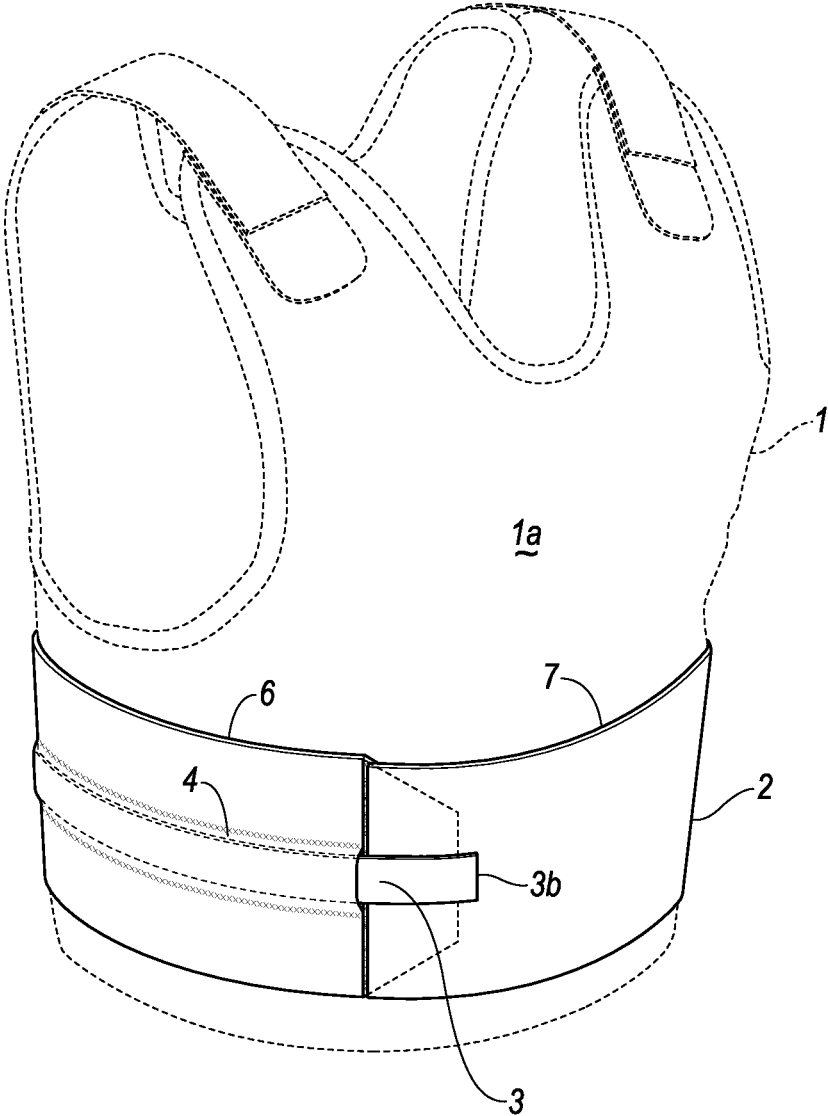


FIG. 1A

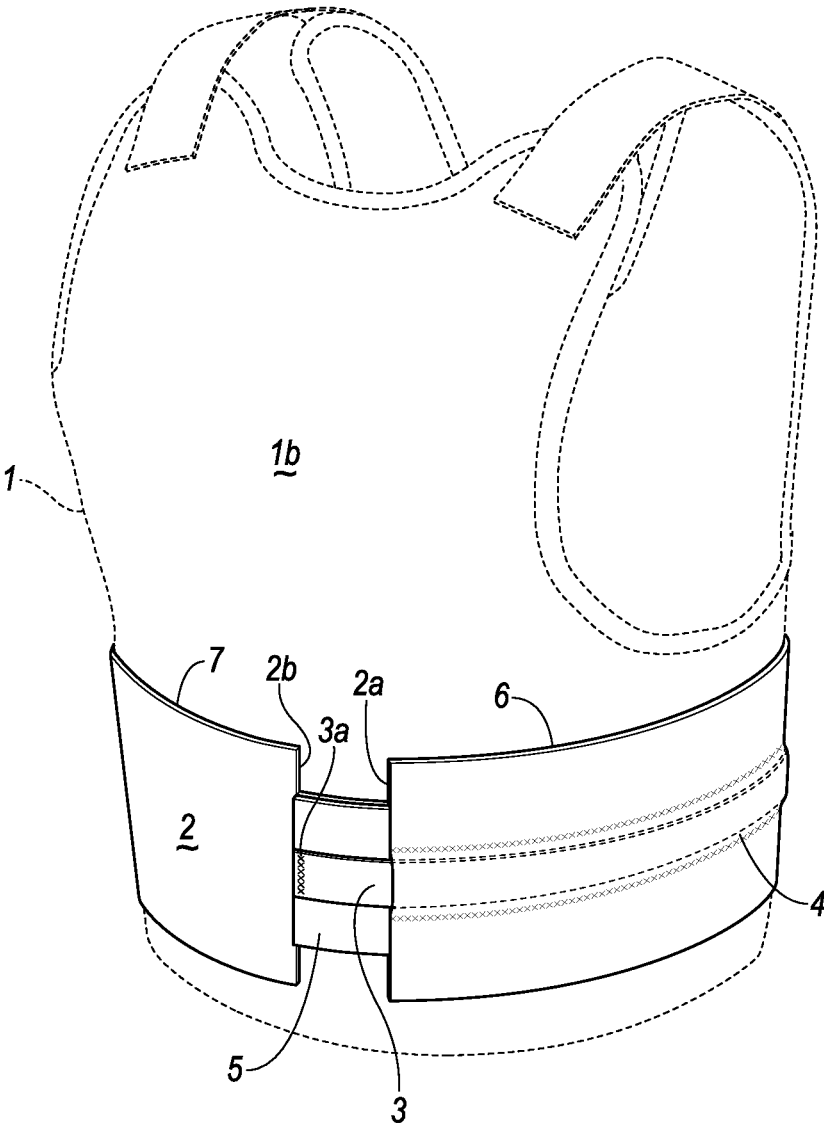


FIG. 1B

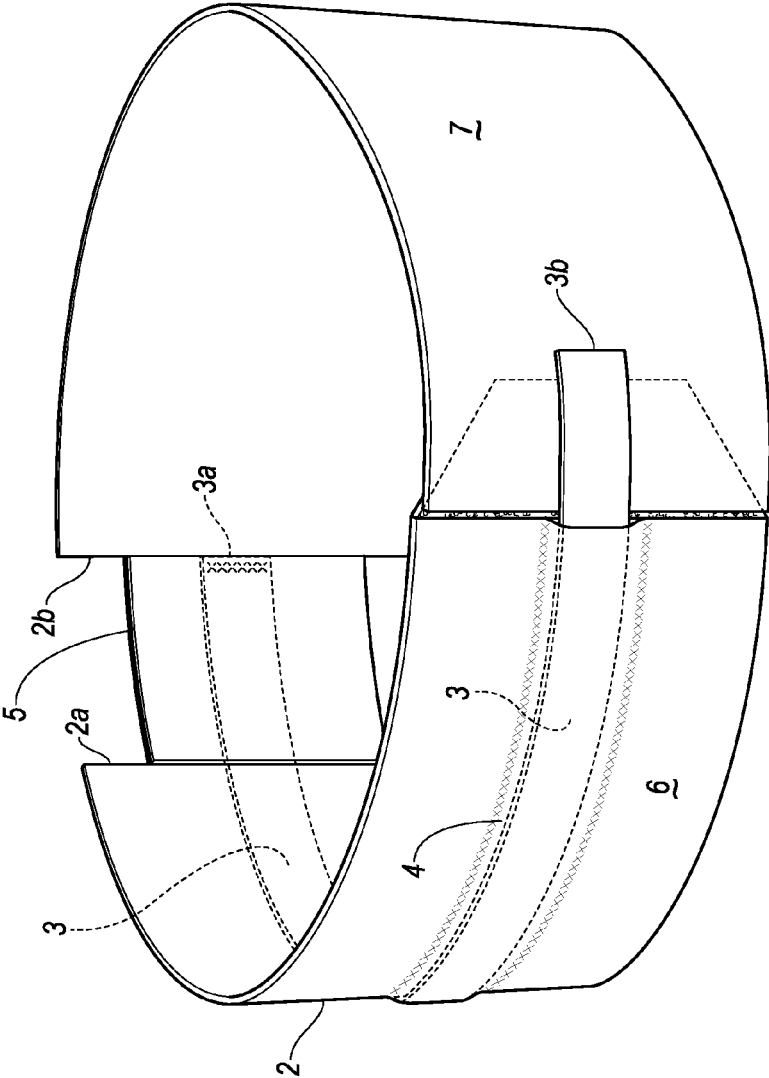


FIG. 1C

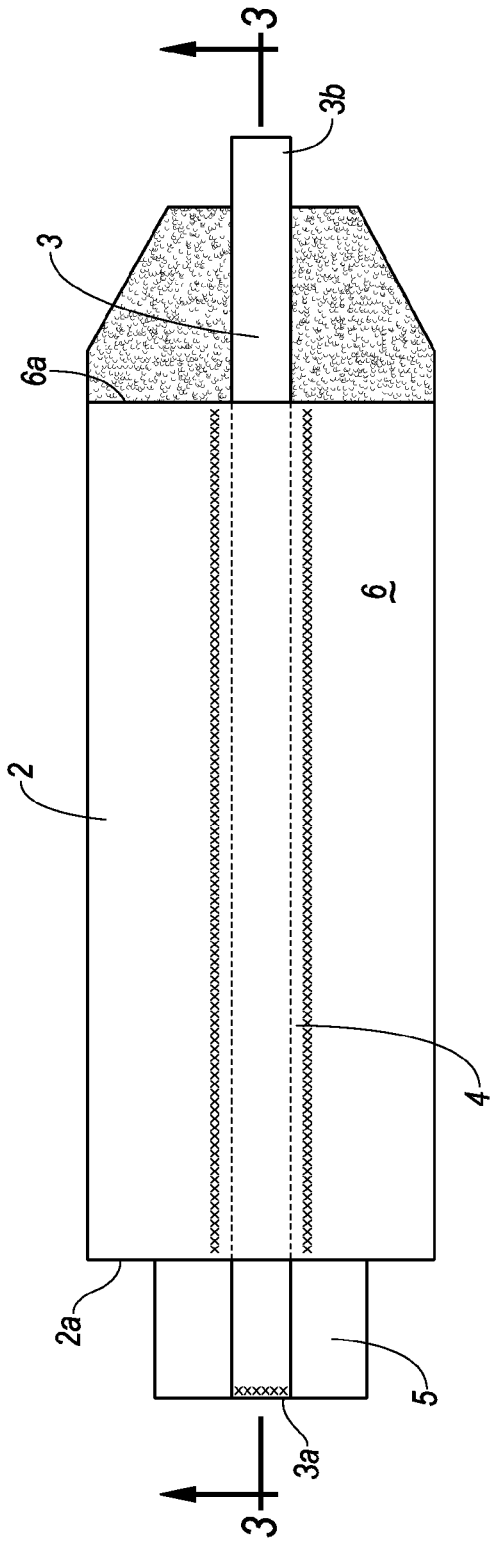


FIG. 2

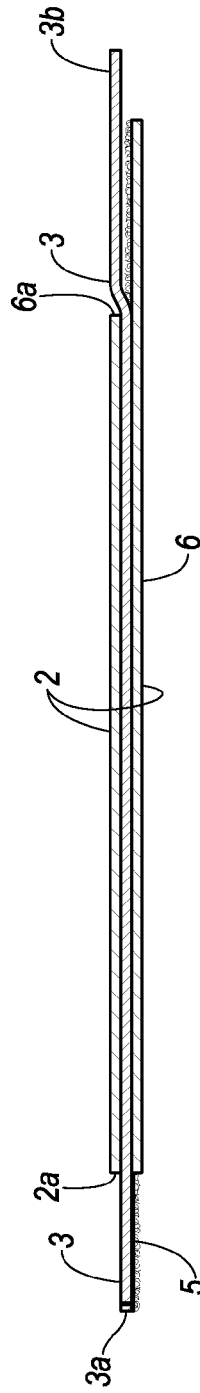


FIG. 3

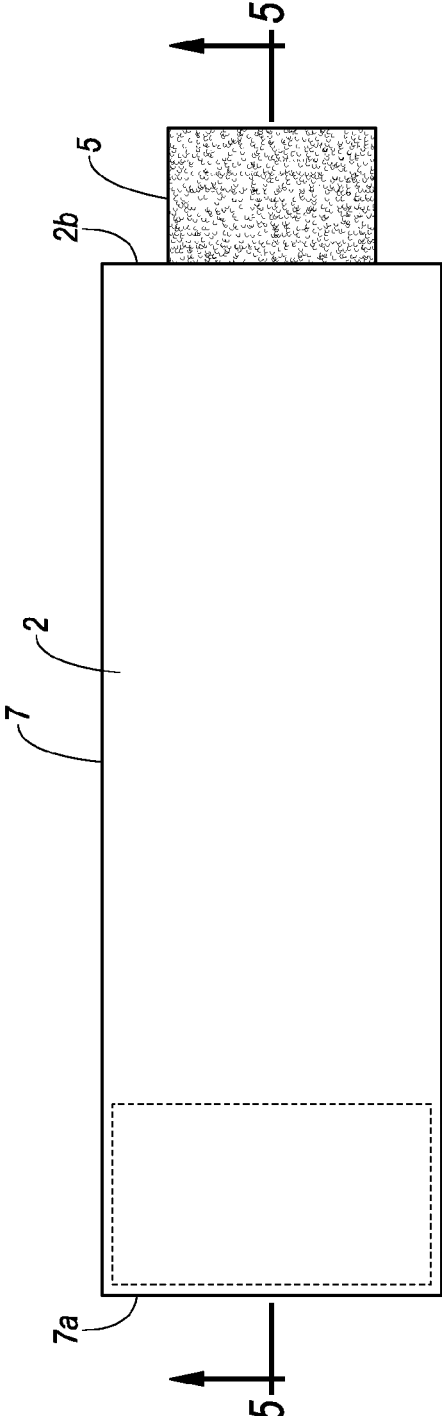


FIG. 4

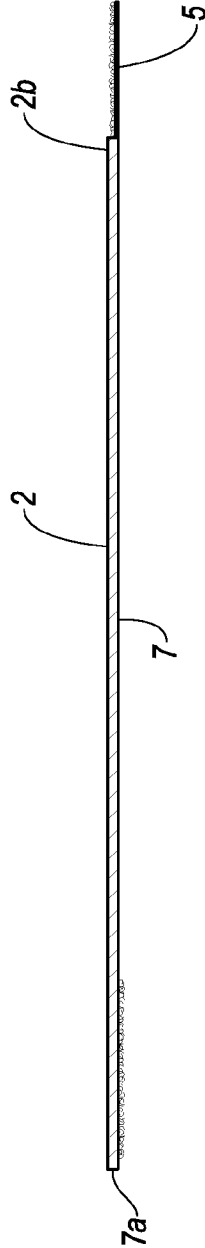


FIG. 5

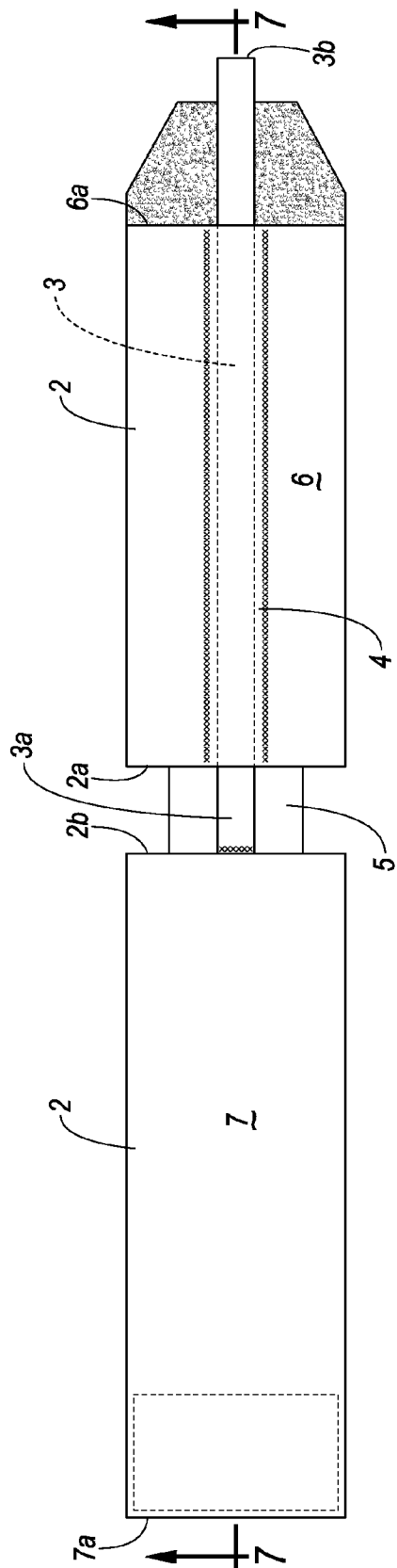


FIG. 6

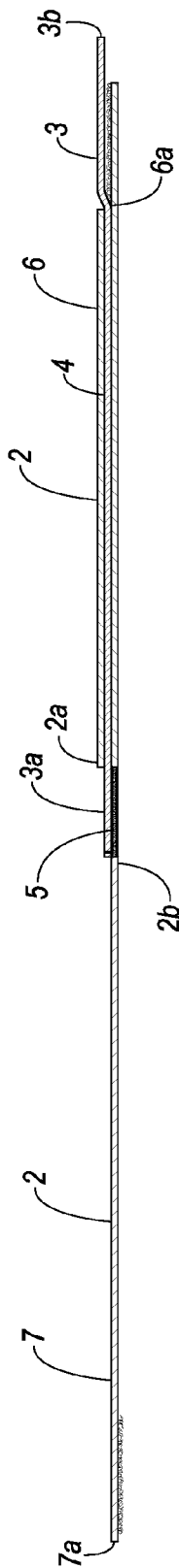


FIG. 7

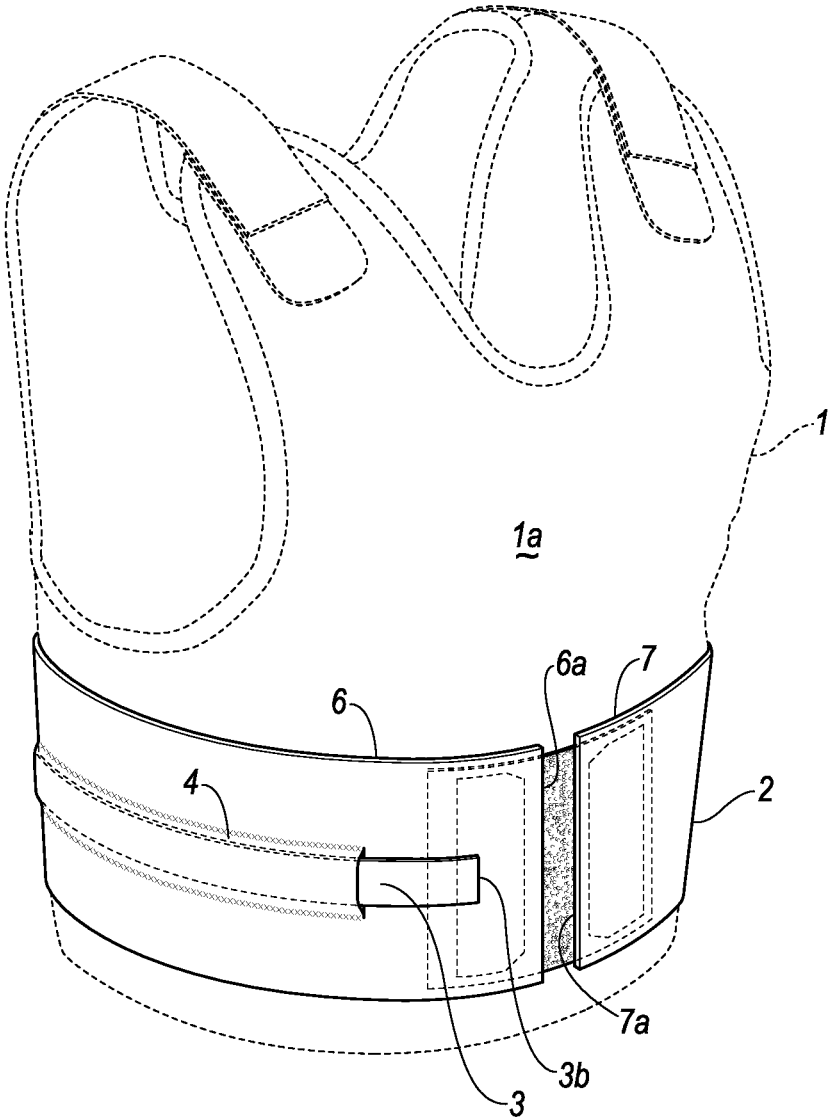


FIG. 8A



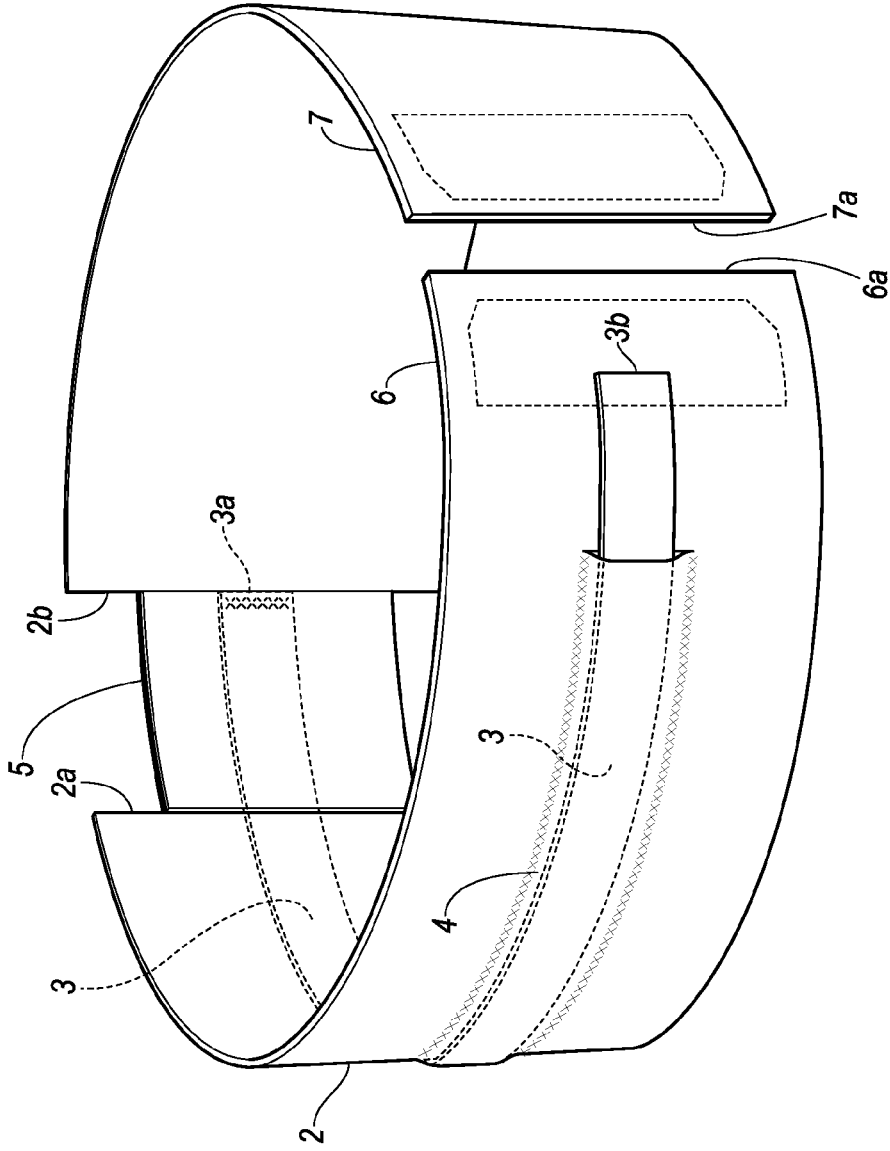


FIG. 8B

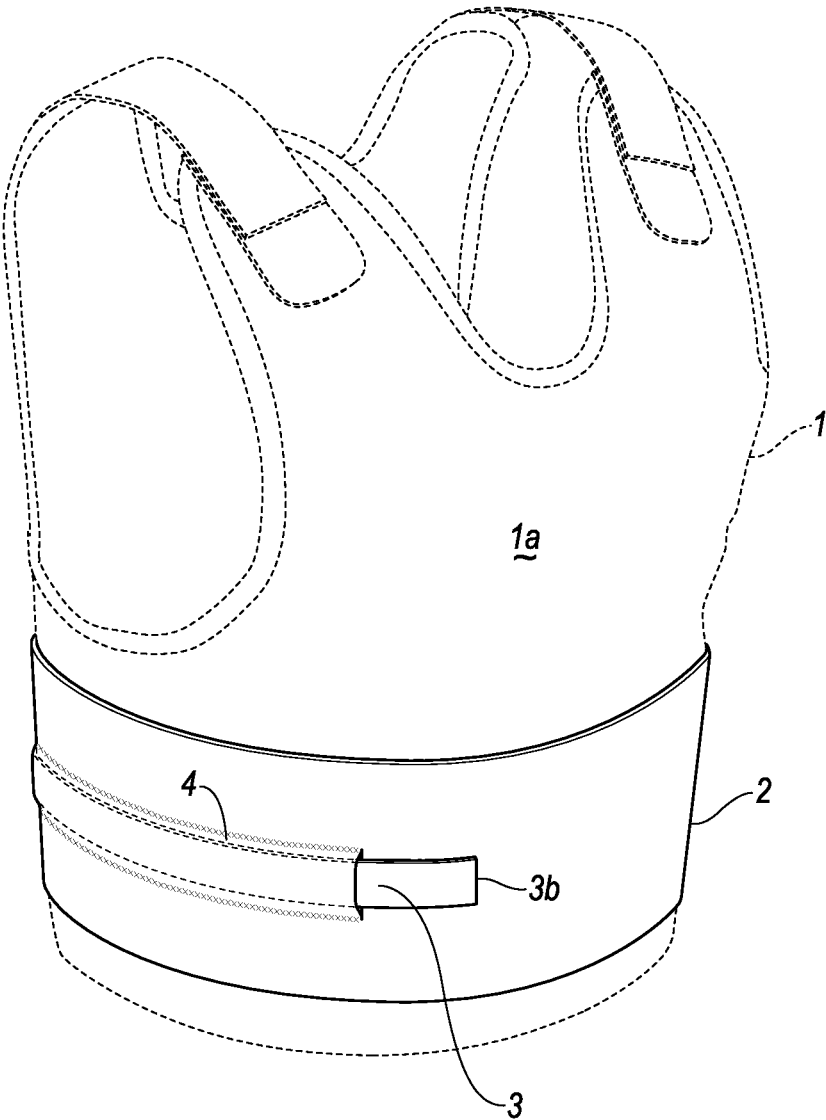


FIG. 9A

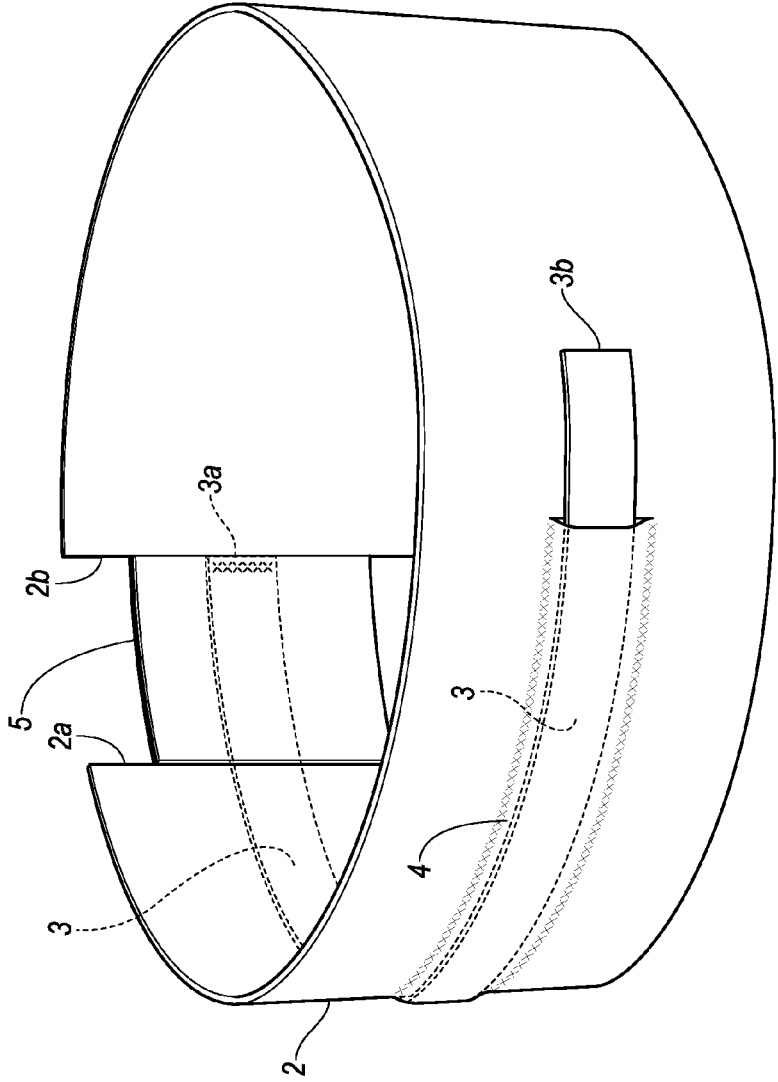


FIG. 9B

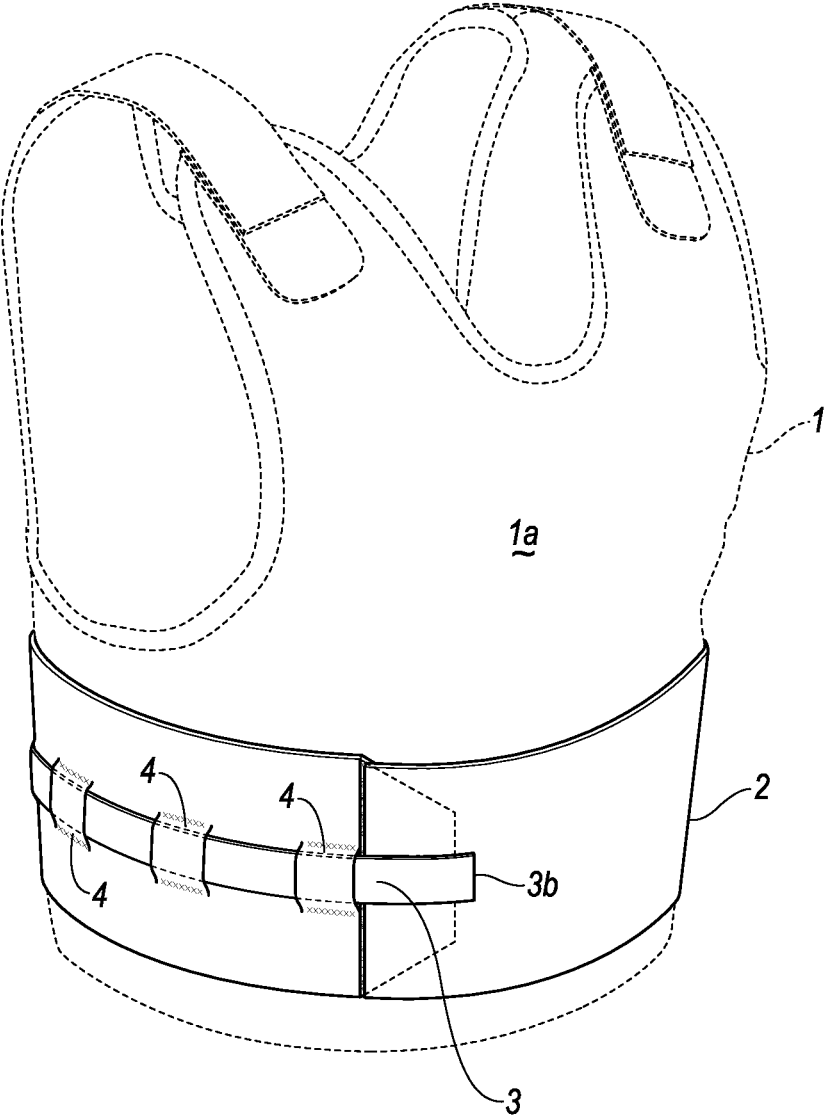


FIG. 10




FIG. 11A




FIG. 11B




FIG. 11C




FIG. 11D



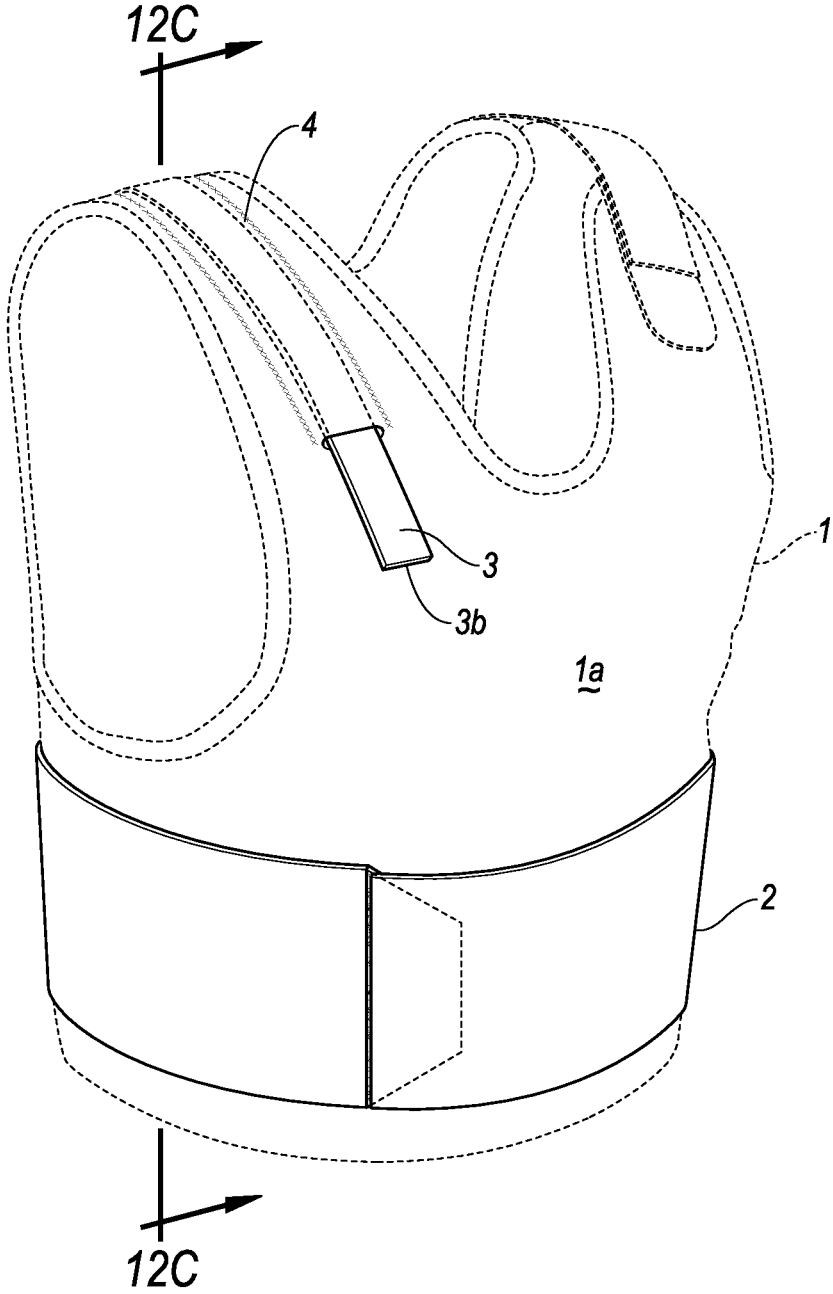


FIG. 12A

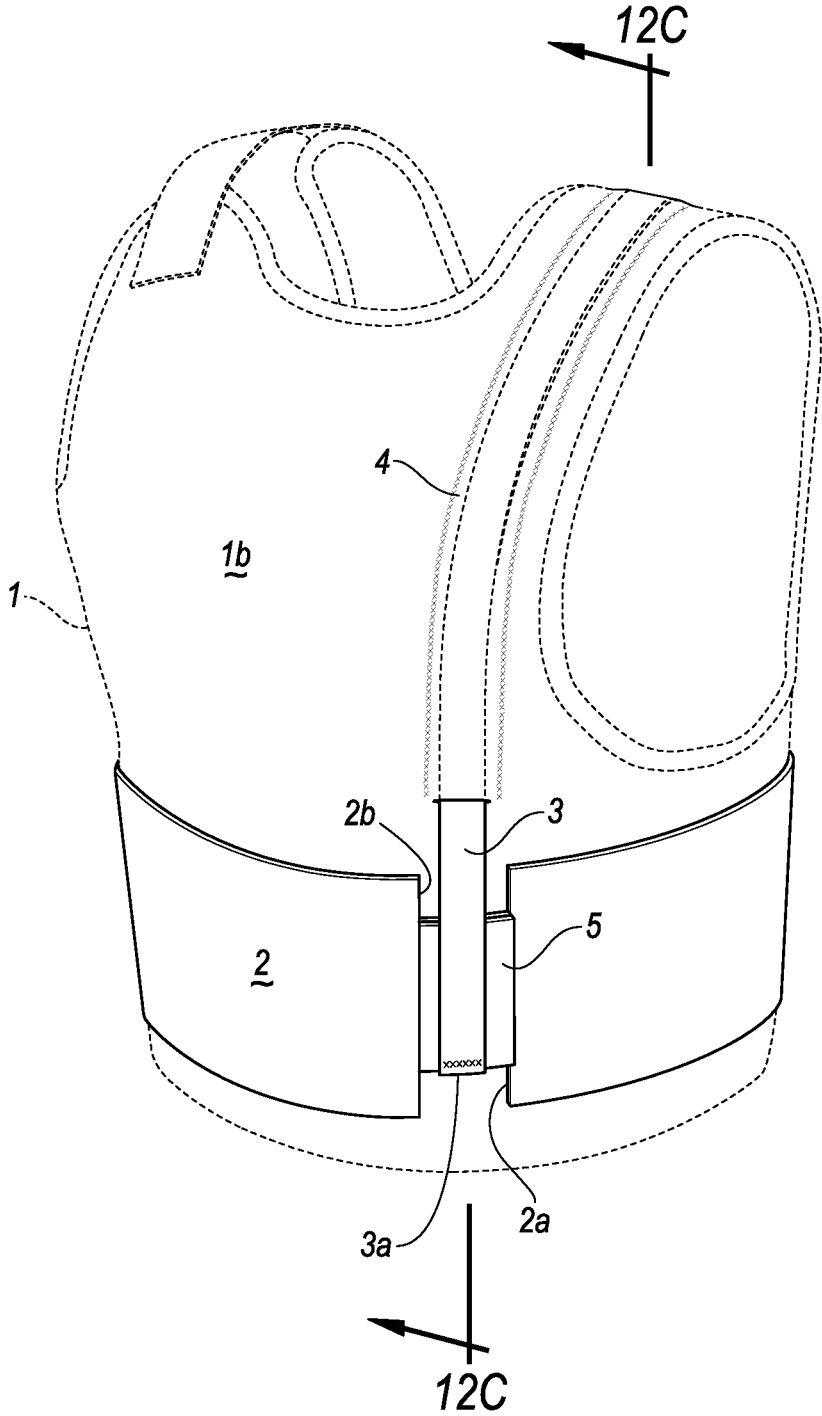


FIG. 12B

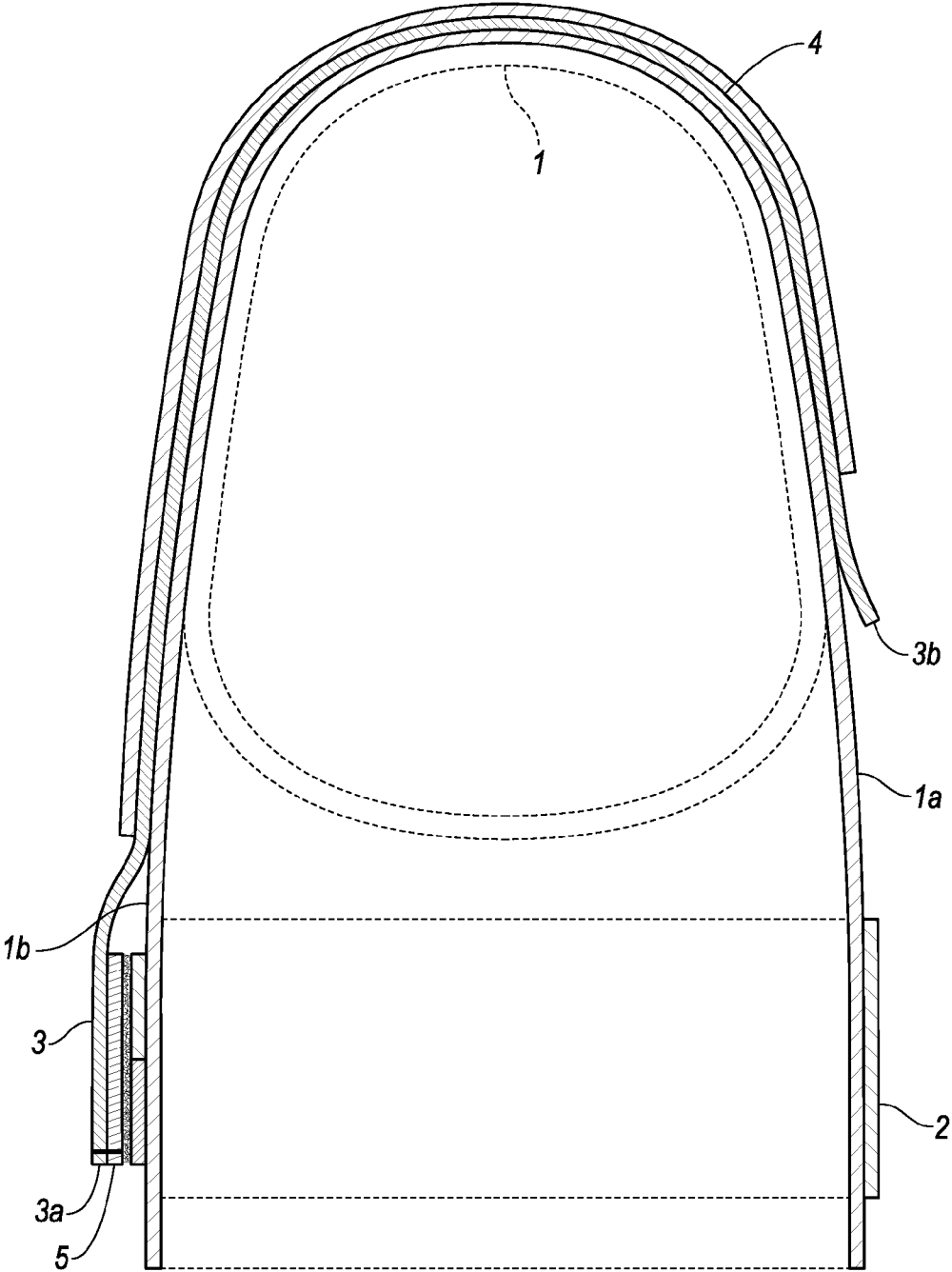


FIG. 12C

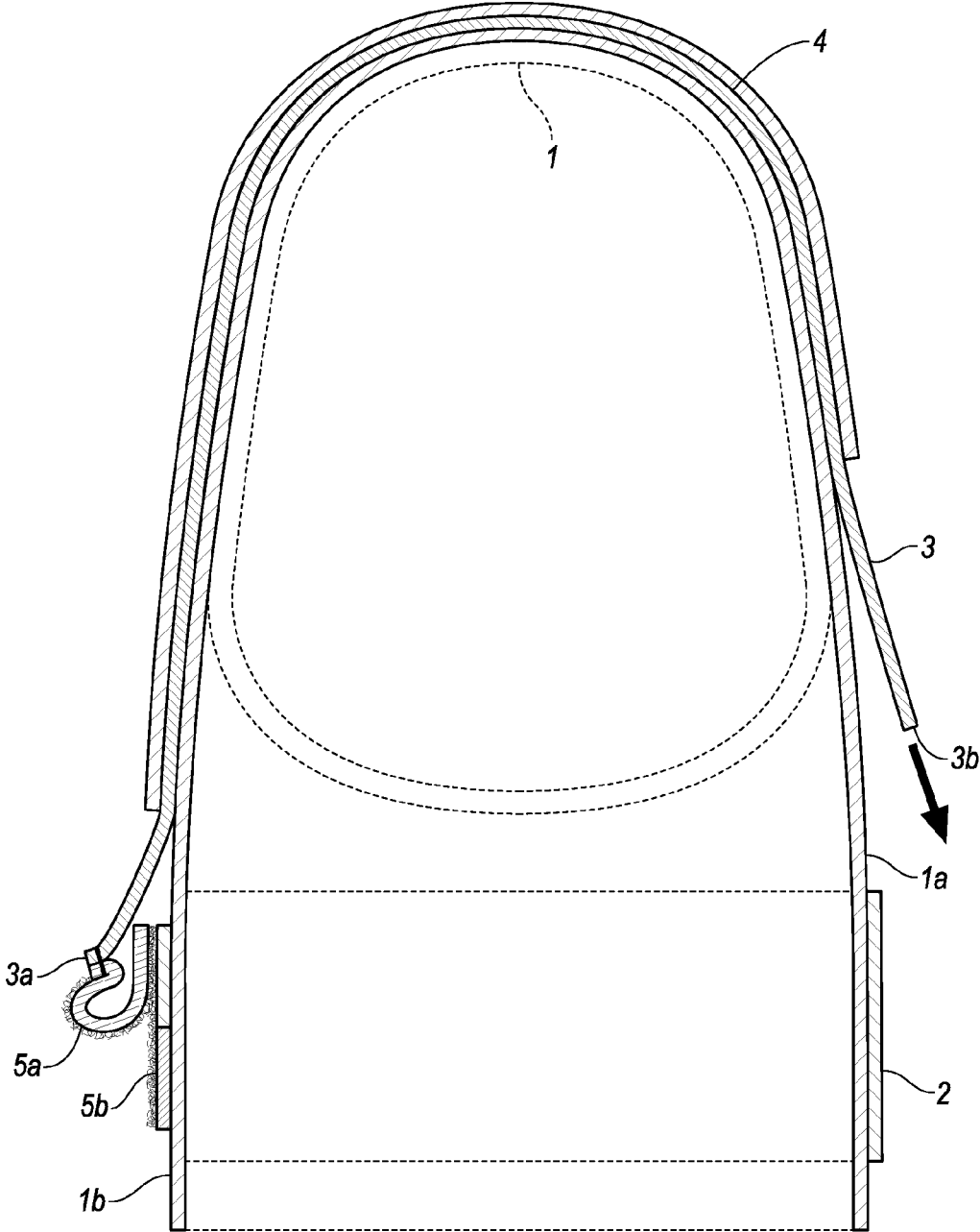


FIG. 13A

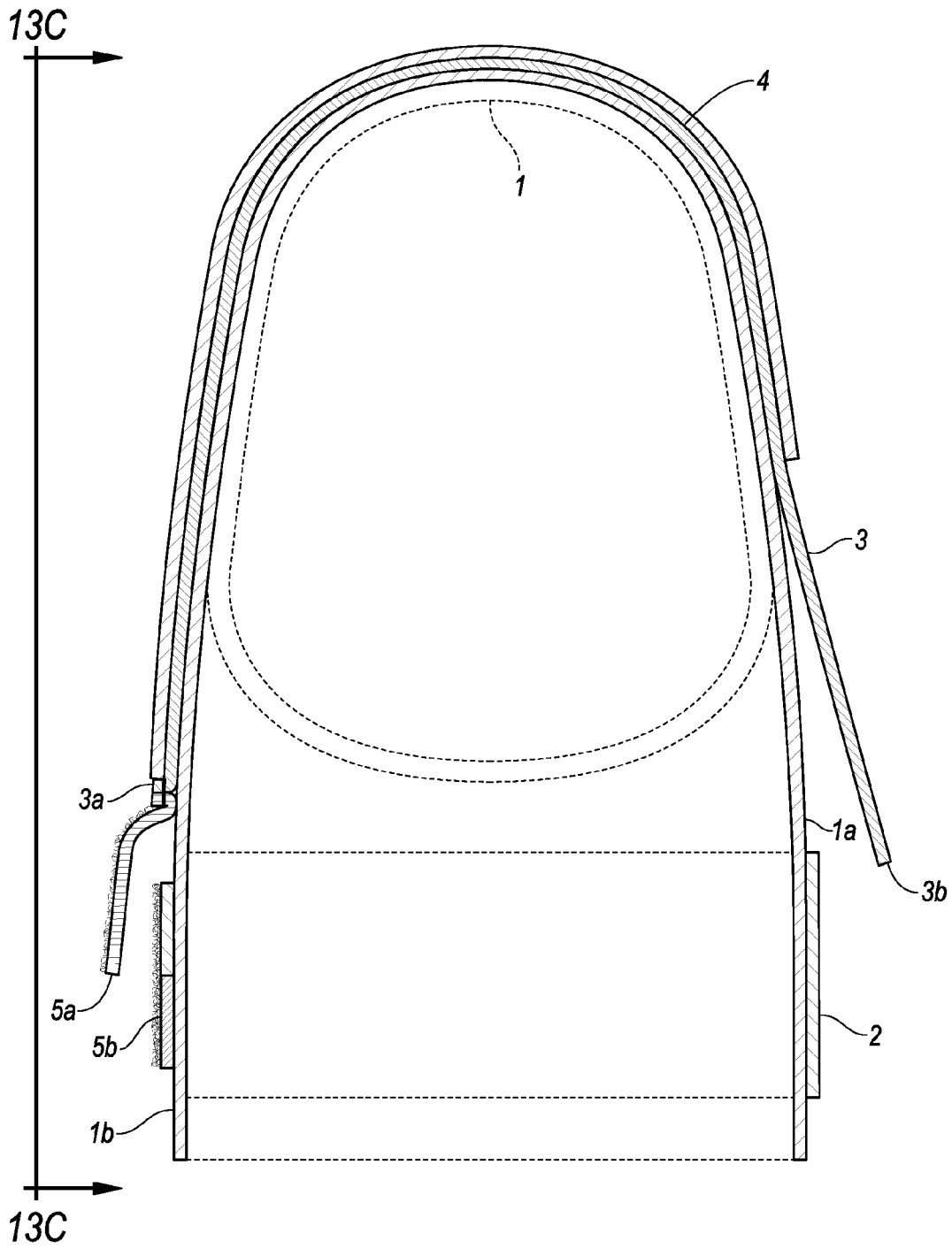


FIG. 13B

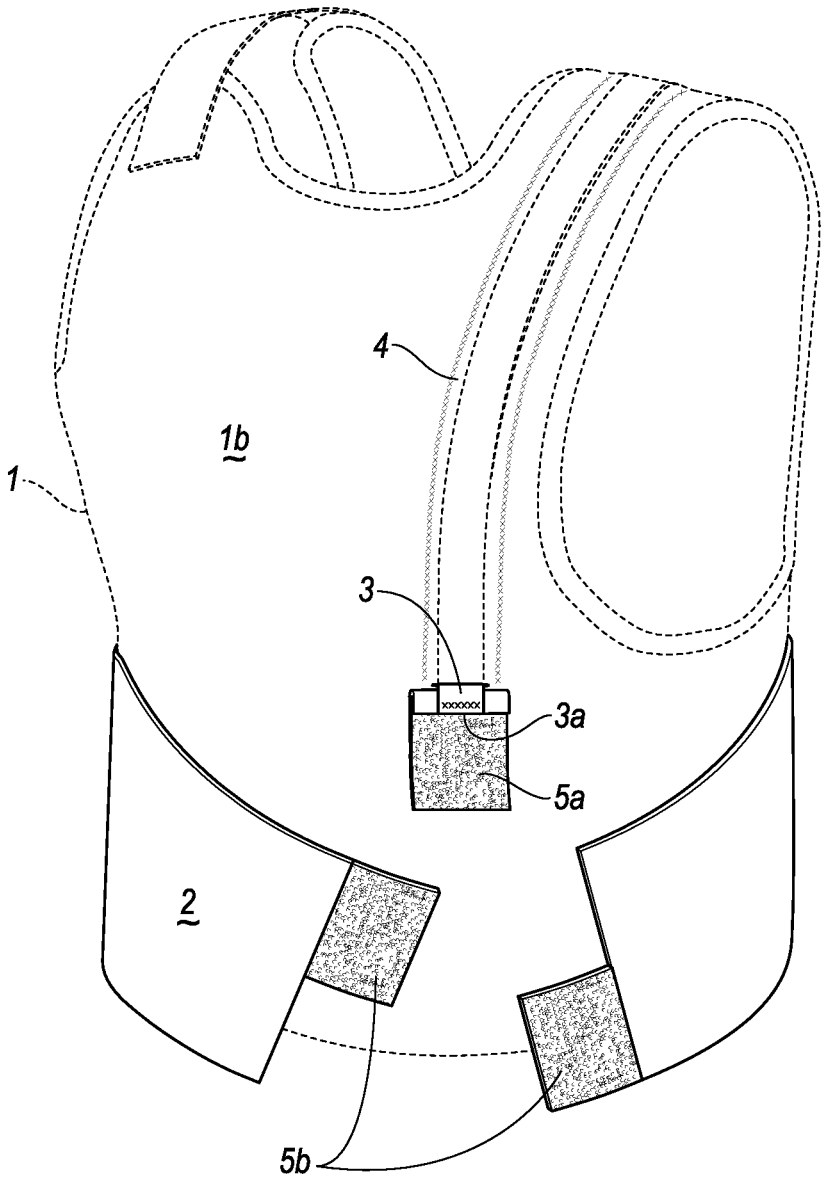


FIG. 13C

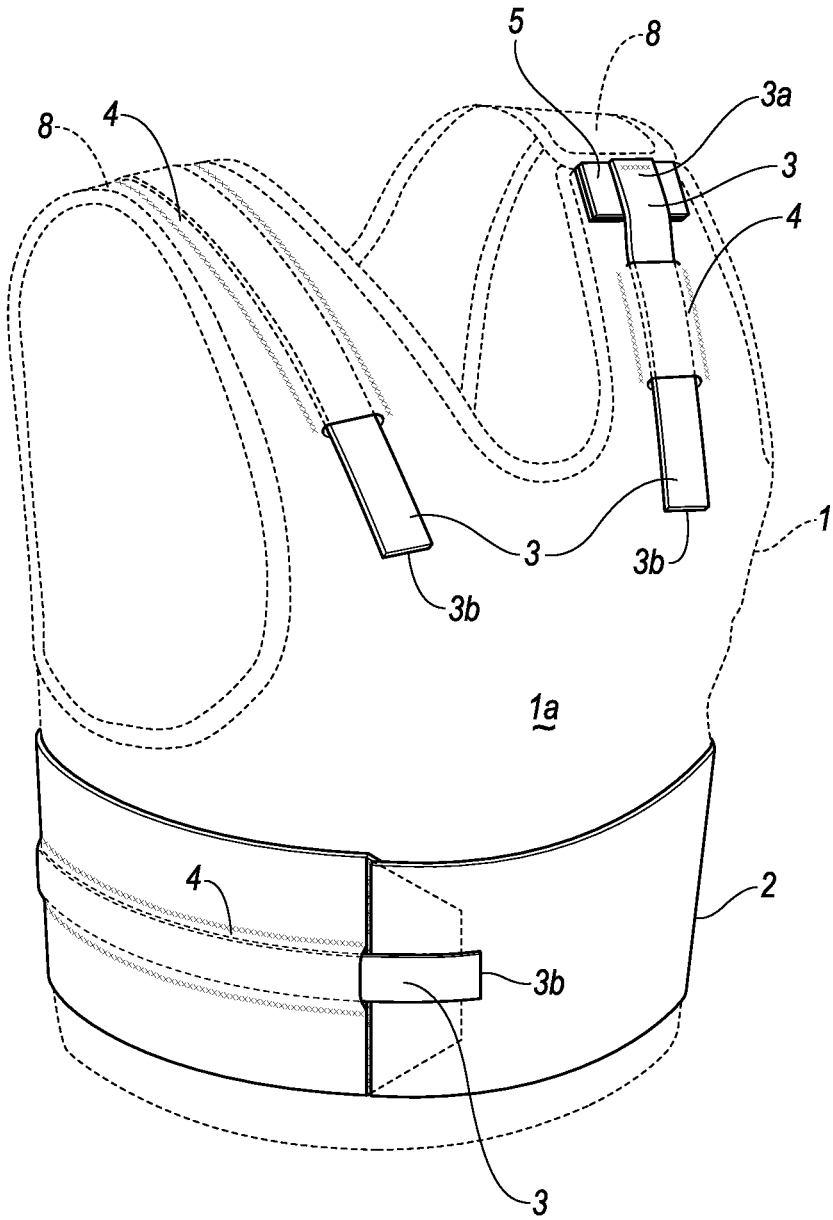


FIG. 14A

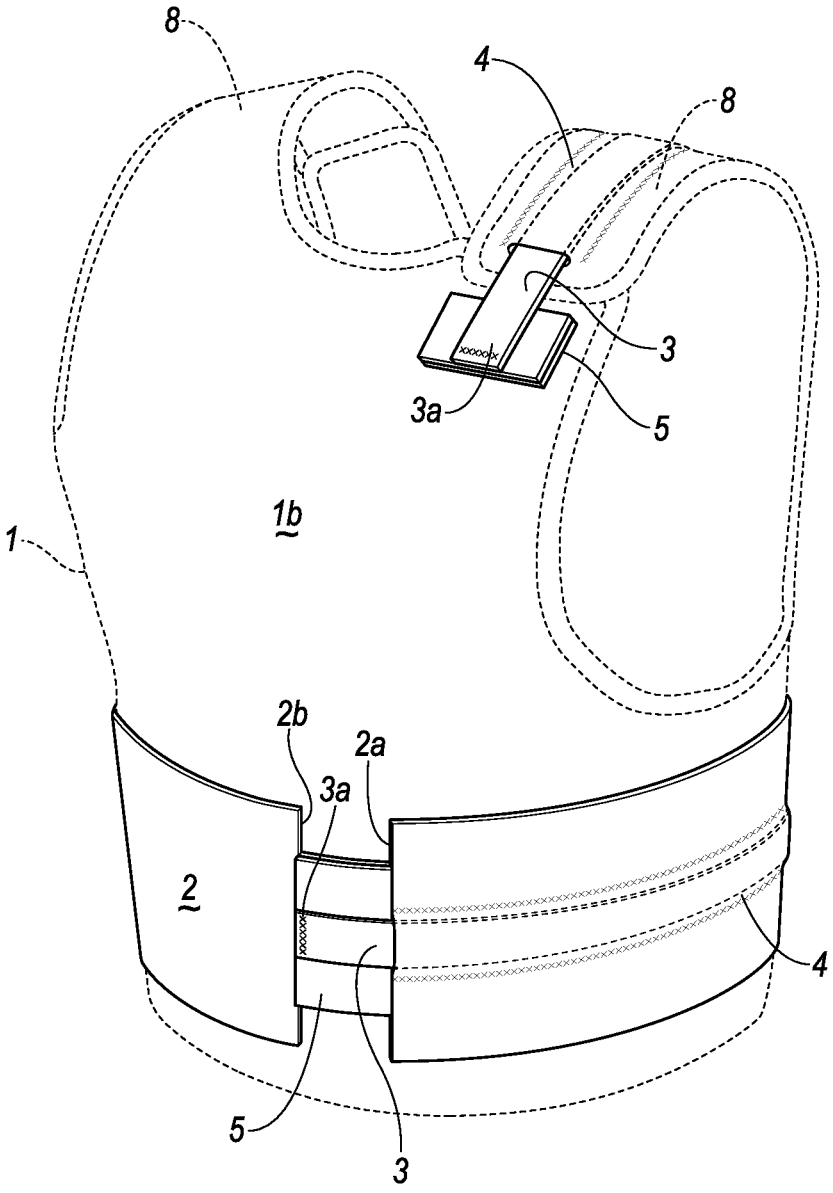


FIG. 14B



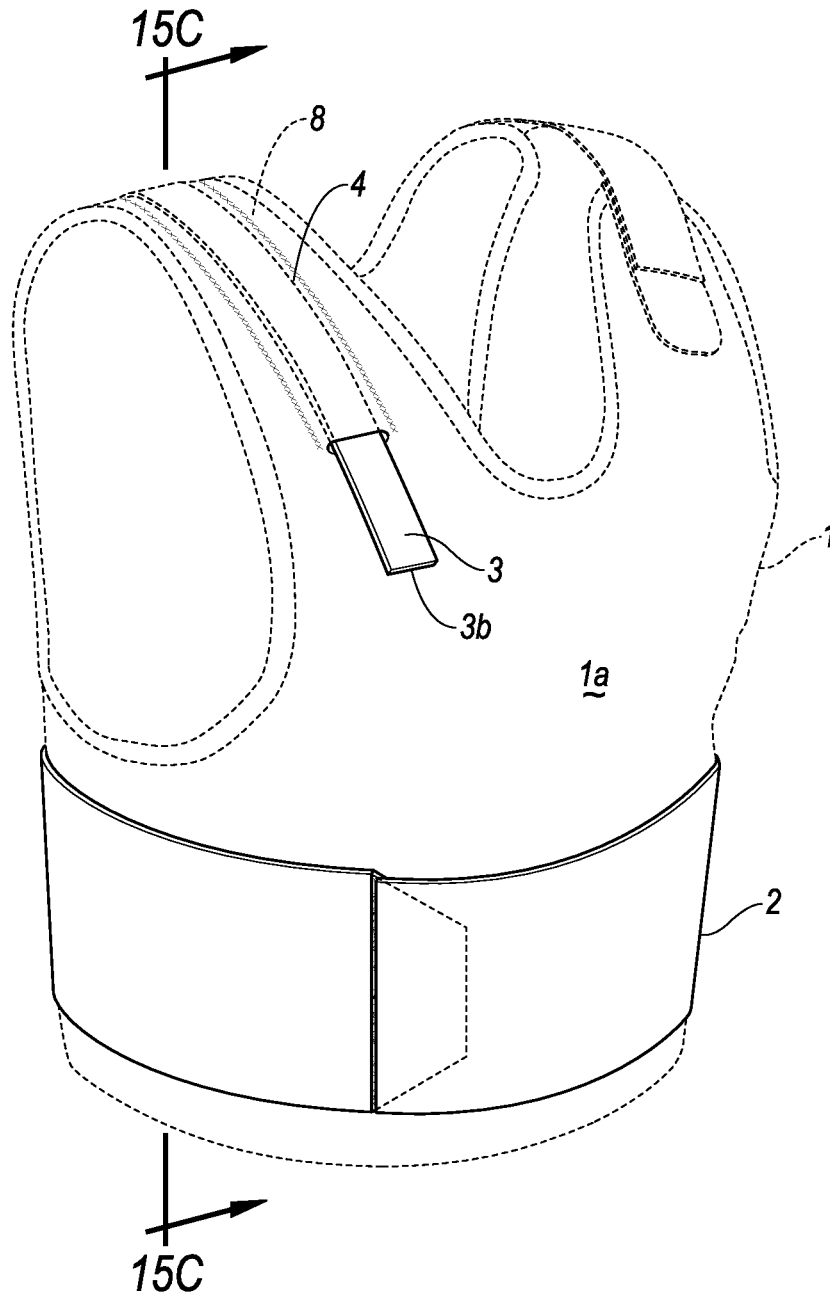


FIG. 15A

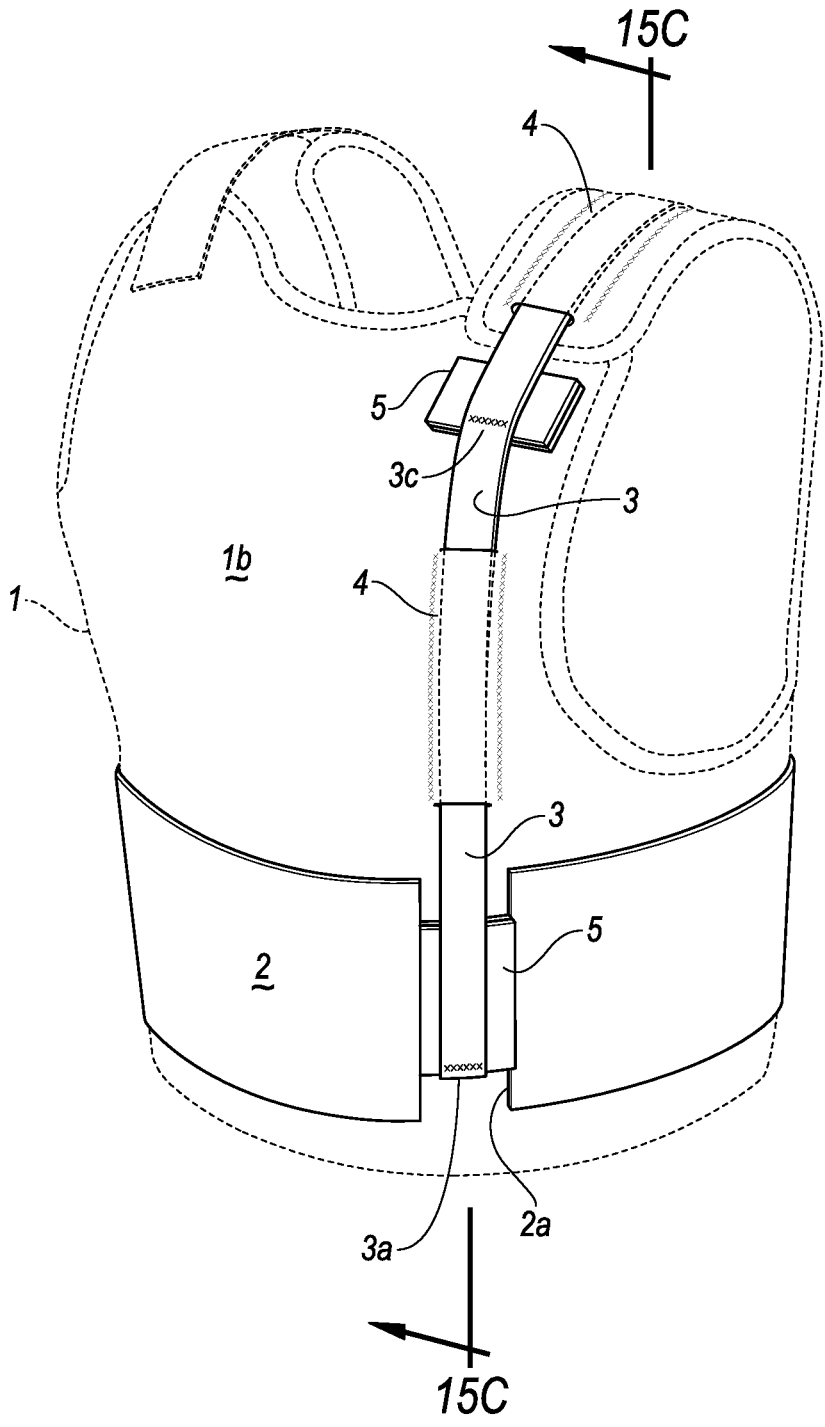


FIG. 15B

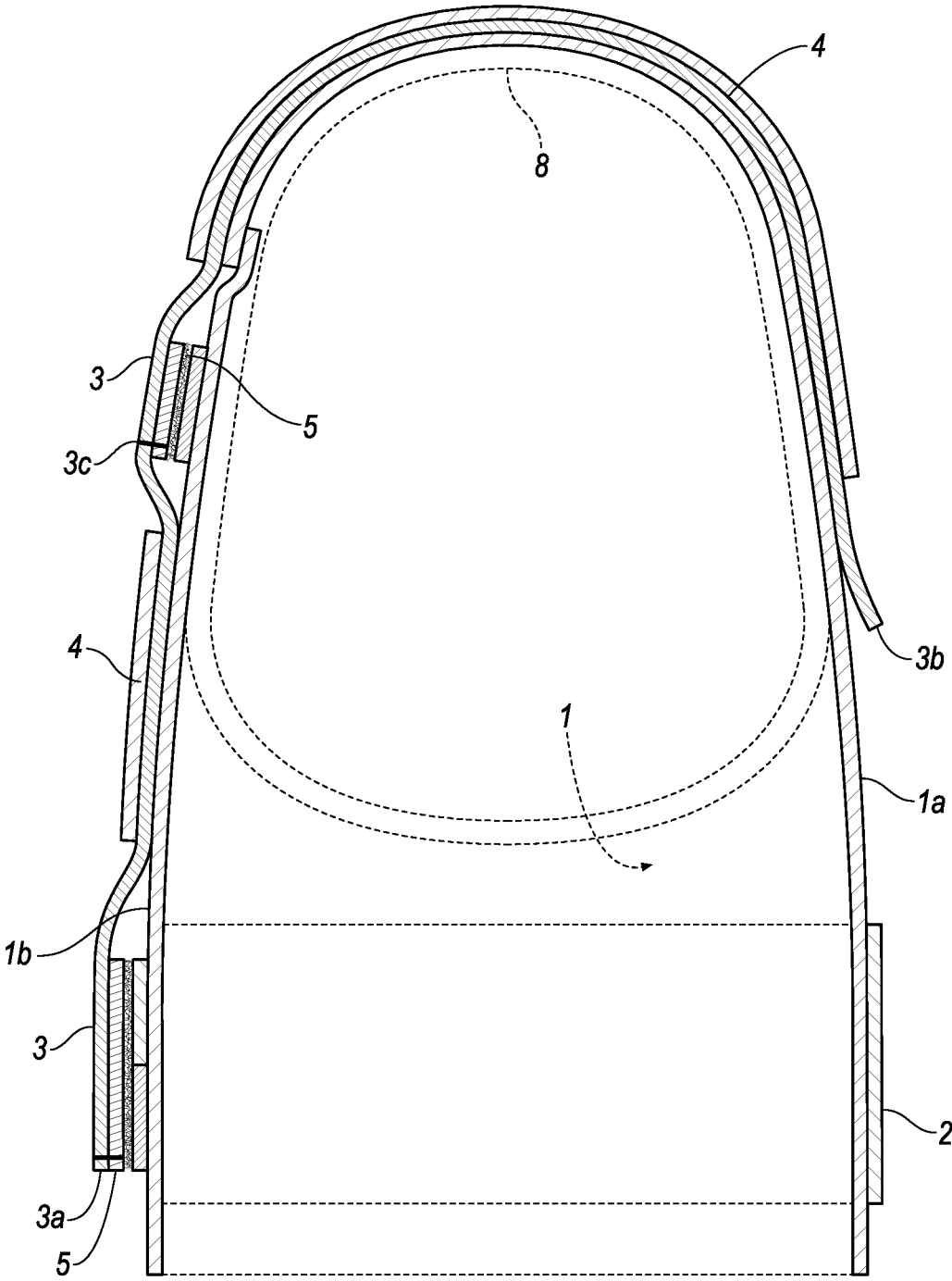


FIG. 15C

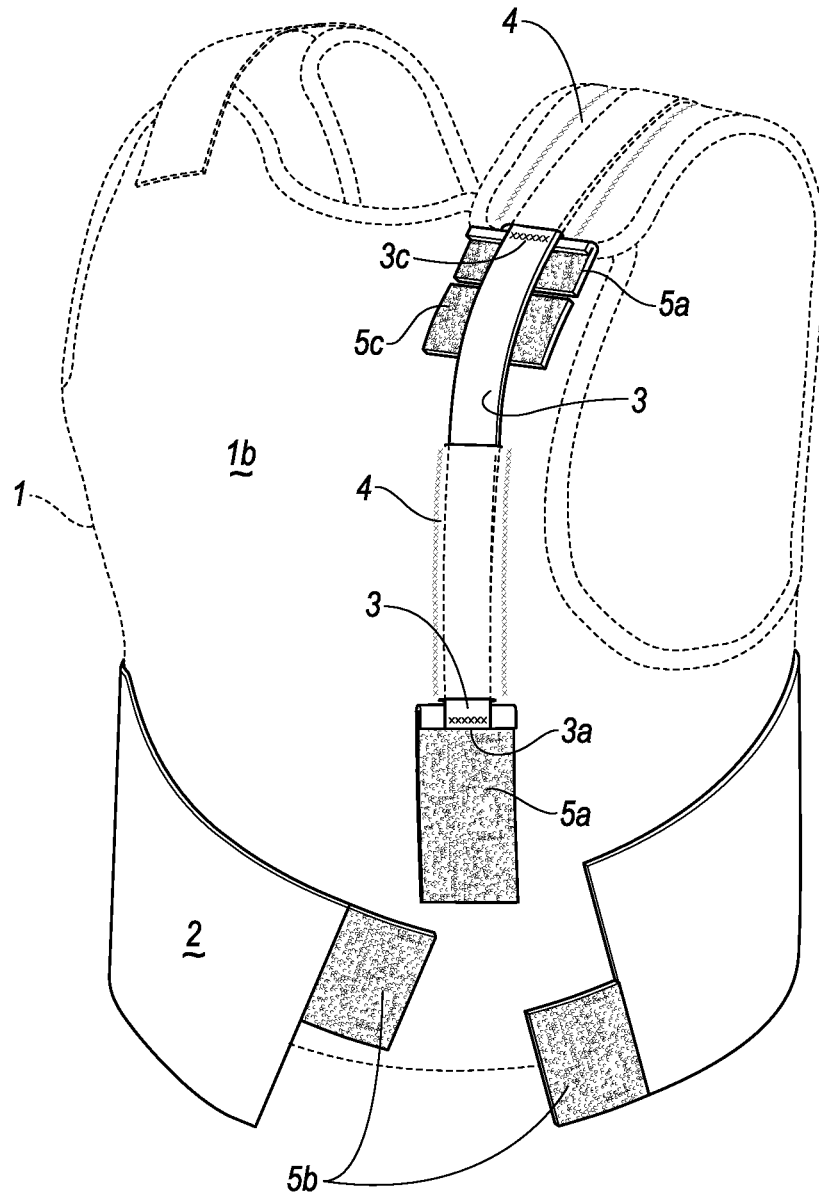


FIG. 15D

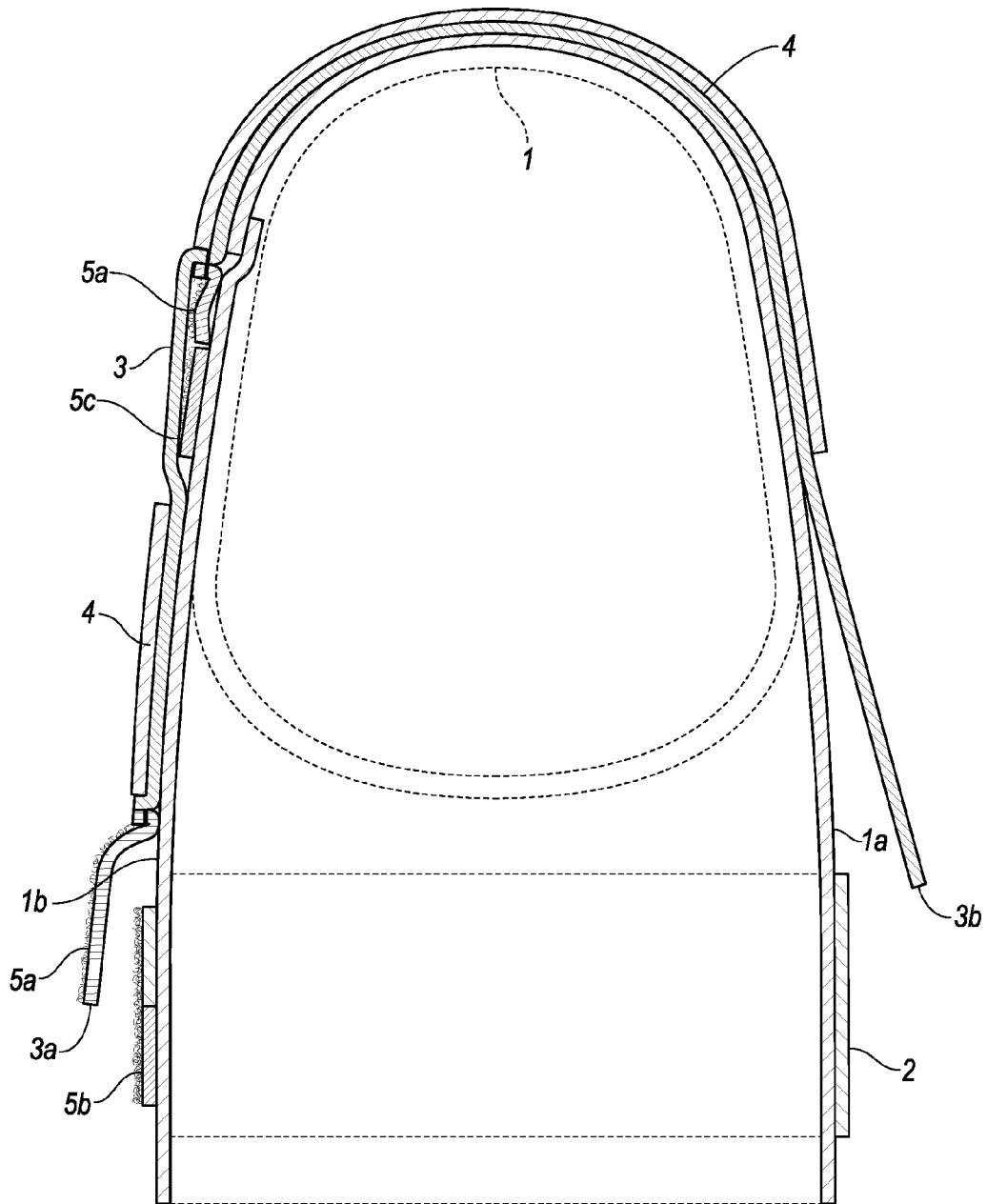


FIG. 15E

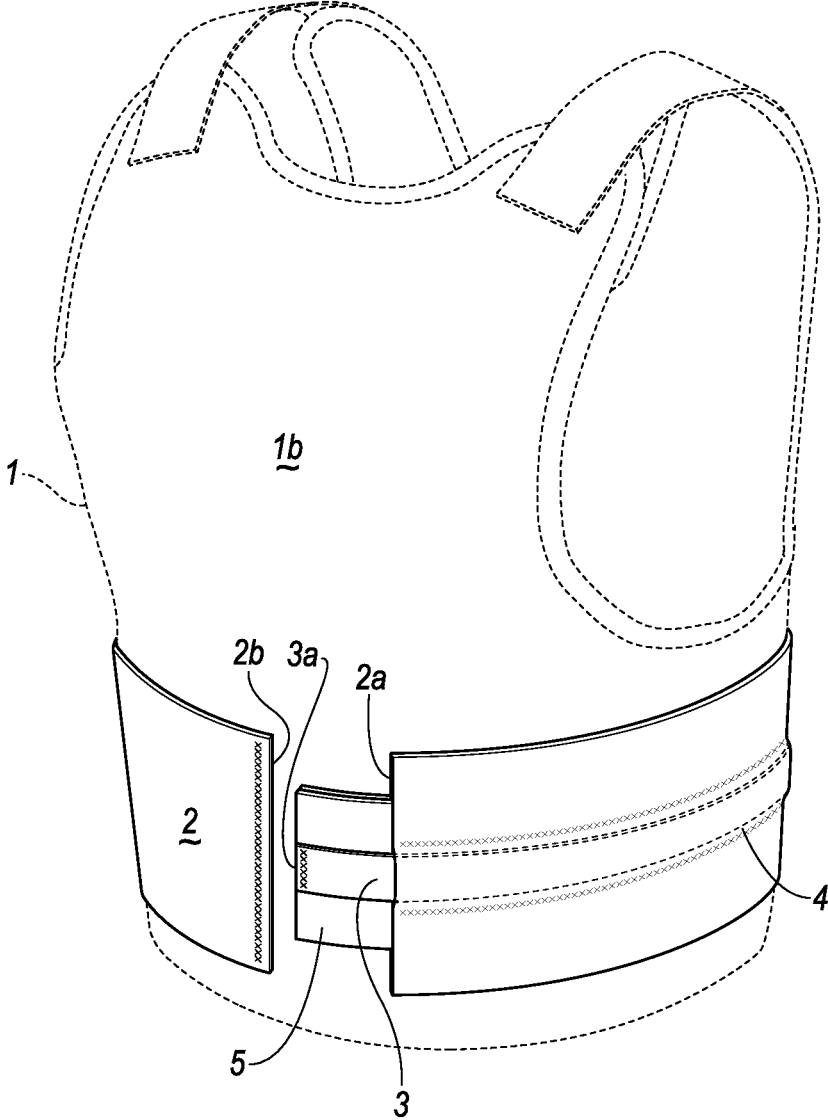


FIG. 16A

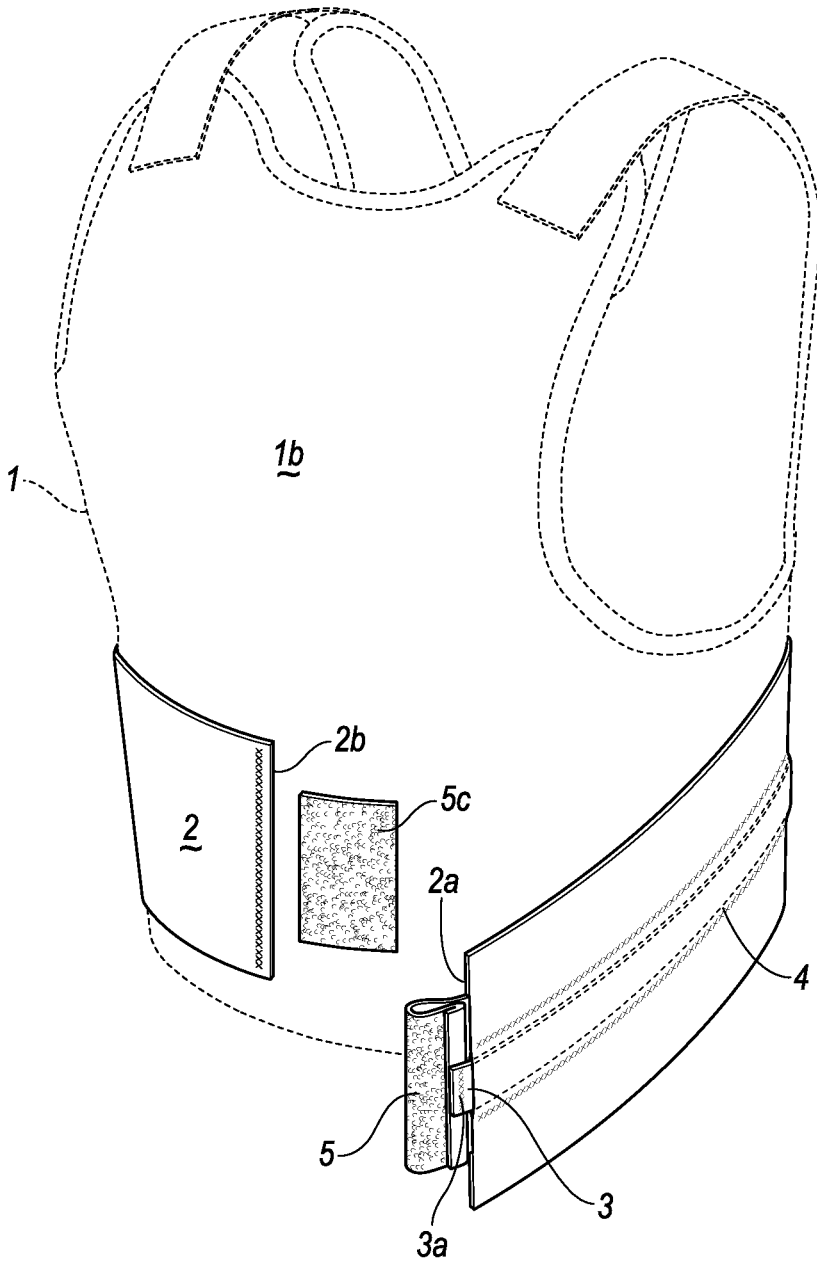


FIG. 16B

## QUICK RELEASE FASTENING SYSTEM

### CROSS REFERENCE TO RELATED APPLICATIONS

**[0001]** This U.S. patent application claims priority under 35 U.S.C. §119(e) to U.S. Provisional Application 62/024,640, filed on Jul. 15, 2014. The disclosures of this prior application are considered part of the disclosure of this application and are hereby incorporated by reference in their entirety.

### TECHNICAL FIELD

**[0002]** This disclosure relates to quick release fastening systems for fastening and releasing connections associated with gear or apparel, such as cummerbunds and tactical vests.

### BACKGROUND

**[0003]** There is some gear or apparel that requires one or more secure fastening systems. In some situations, it is advantageous to quickly release such fastening systems.

**[0004]** In the tactical vest industry, there is a long-felt need for a quick release fastening system. It is advantageous for tactical vests to be equipped with a cummerbund to provide additional protective plating or to allow for the carrying of ballistics. However, emergency situations can arise when a user is wearing a tactical vest and cummerbund. Such situations often require quick removal of the cummerbund or quick removal of the full tactical vest. In the tactical vest industry, removal of the cummerbund is generally accomplished by utilizing a cable release system to disengage the fastener. Such cable release systems are complicated and can lead to problems in these emergency situations. Therefore, a need exists in the art to develop a quick release fastening system that can be accomplished simply, using no hardware.

### SUMMARY

**[0005]** The present disclosure provides a quick release fastening system.

**[0006]** One aspect of the disclosure provides a quick release fastening system for fastening and releasing a wearable article, such as a vest or a cummerbund. The system may include a cummerbund and a pull cord. The cummerbund has a first end terminating into a connector. The connector includes at least one of a hook portion or a loop portion of a hook and loop fastener. The pull cord has opposing first and second ends. The first end of the pull cord is fastened to the connector.

**[0007]** Implementations of the disclosure may include one or more of the following features. In some implementations, the wearable article is associated with a vest. The vest may include a front portion and a back portion. Additionally, the connector may reside proximate the back portion of the vest. The second end of the pull cord may extend to reside proximate the front portion of the vest.

**[0008]** In some other implementations of the disclosure, the pull cord may extend laterally along a portion of the wearable article. Additionally, the pull cord may partially reside in a conduit. The conduit may extend laterally along a portion of the wearable article. The second end of the pull cord may extend outside of the conduit.

**[0009]** In some examples, the conduit may be attached to the wearable article. In other examples, the conduit may be

formed at least partially through the wearable article. Further, the wearable article may be connected to the vest.

**[0010]** Another aspect of the disclosure provides a quick release fastening system for fastening and releasing a cummerbund associated with a vest. This system includes a cummerbund, a vest, and a pull cord. The cummerbund has a first end that terminates into a first connector. The first connector includes at least one of a hook portion or a loop portion of a hook and loop fastener. The vest has a front portion and a back portion. The pull cord has opposing first and second ends. The first end of the pull cord attaches to a second connector. The second end of the pull cord resides proximate the back portion of the vest. The second connector resides proximate the back portion of the vest and includes at least one of a hook portion or a loop portion of a hook and loop fastener.

**[0011]** Implementations of the disclosure may include one or more of the following features. In some implementations, the pull cord may extend vertically upwards from the first end of the pull cord. The pull cord may partially reside in a conduit.

**[0012]** In some examples, the conduit may be attached to at least one of the front portion of the vest or the back portion of the vest. Additionally, the conduit may be attached to both the front portion of the vest and the back portion of the vest. In other examples, the conduit may be formed at least partially through at least one of the front portion of the vest or the back portion of the vest. Further, the conduit may be formed at least partially through both the front portion of the vest and the back portion of the vest.

**[0013]** In some implementations, a second end of the cummerbund may terminate into a third connector. The third connector may include at least one of a hook portion or a loop portion of a hook and loop fastener. The second connector fastens to both the first connector and the third connector.

**[0014]** Additionally, the pull cord may attach to a fourth connector at a non-end point of the pull cord. The fourth connector may include at least one of a hook portion or a loop portion of a hook and loop fastener. The fourth connector may also fasten the back portion of the vest to a shoulder strap attached to the front portion of the vest. Alternatively, the fourth connector may fasten the front portion of the vest to a shoulder strap attached to the back portion of the vest.

**[0015]** Yet another aspect of the disclosure provides a quick release fastening system for fastening a front portion of a vest to a back portion of a vest at a shoulder strap. This system includes a shoulder strap, a connector, and a pull cord. The shoulder strap is associated with a vest. The shoulder strap has opposing first and second ends. The first end of the shoulder strap attaches either to a front portion of the vest or to a back portion of the vest. The connector attaches to the second end of the shoulder strap. The connector includes at least one of a hook portion or a loop portion of a hook and loop fastener. The pull cord has opposing first and second ends. The first end of the pull cord attaches to the connector. The second end of the pull cord resides proximate the front portion of the vest.

**[0016]** Implementations of the disclosure may include one or more of the following features. In some implementations, the connector may fasten to an opposing connector. The opposing connector may be attached to the back portion of the vest. The pull cord may partially reside in a conduit. The second end of the pull cord may extend outside of the conduit.

**[0017]** In some examples, the conduit may be attached to at least one of the front portion of the vest, the back portion of the vest, or the shoulder strap. In other examples, the conduit



may be formed at least partially through at least one of the front portion of the vest, the back portion of the vest, or the shoulder strap.

**[0018]** In other implementations of the disclosure, the connector may fasten to an opposing connector. The opposing connector may be attached to the front portion of the vest. The pull cord may partially reside in a conduit. The second end of the pull cord may extend outside of the conduit.

**[0019]** In some examples, the conduit may be attached to the front portion of the vest. In other examples, the conduit may be formed at least partially through the front portion of the vest.

**[0020]** Another aspect of the disclosure provides a method of releasing a fastening system. The method includes pulling a second end of a pull cord. The second end of the pull cord resides proximate a front portion of a vest. The pull cord has a first end opposing the second end. The first end of the pull cord attaches to a connector. The connector has at least one of a hook portion or a loop portion of a hook and loop fastener. The method also includes peeling the connector from an opposing connector to disengage the hook and loop fastener. When fastened, the connector and opposing connector reside proximate a back portion of the vest.

**[0021]** In some examples, the method may further comprise releasing a connection that fastens two ends of a cummerbund. The method may further comprise, simultaneous to releasing the connection that fastens the two ends of a cummerbund, releasing an additional connection that fastens a shoulder strap to the vest. In other examples, the method may further comprise releasing a connection that fastens a shoulder strap to the vest.

**[0022]** The details of one or more implementations of the disclosure are set forth in the accompanying drawings and the description below. Other aspects, features, and advantages will be apparent from the description and drawings, and from the claims.

#### DESCRIPTION OF DRAWINGS

**[0023]** FIG. 1A is an isometric view of the front portion of a wearable article such as a vest including a cummerbund that utilizes an exemplary implementation of the quick release fastening system.

**[0024]** FIG. 1B is an isometric view of the back portion of a wearable article including a cummerbund that utilizes an exemplary implementation of the quick release fastening system.

**[0025]** FIG. 1C is an isometric view of the cummerbund of FIGS. 1A and 1B.

**[0026]** FIG. 2 is a plan view of one portion of the cummerbund of FIGS. 1A and 1B.

**[0027]** FIG. 3 is a sectional view of the portion of the cummerbund of FIG. 2.

**[0028]** FIG. 4 is a plan view of a second portion of the cummerbund of FIGS. 1A and 1B. FIG. 4 shows the portion of the cummerbund that fastens to the first portion of the cummerbund shown in FIG. 2.

**[0029]** FIG. 5 is a sectional view of the portion of the cummerbund of FIG. 4.

**[0030]** FIG. 6 is a plan view of the cummerbund of FIGS. 1A and 1B.

**[0031]** FIG. 7 is a sectional view of the cummerbund of FIG. 6.

**[0032]** FIG. 8A is an isometric view of the front portion of a vest including a cummerbund that utilizes another exem-

plary implementation of the quick release fastening system. The front portion of the vest of FIG. 8A includes a connector to which both halves of the cummerbund connect.

**[0033]** FIG. 8B is an isometric view of the cummerbund of FIG. 8A.

**[0034]** FIG. 9A is an isometric view of the front portion of a wearable article such as a vest including a cummerbund that utilizes another exemplary implementation of the quick release fastening system. The cummerbund of FIG. 9A has a one-piece design.

**[0035]** FIG. 9B is an isometric view of the wearable article of FIG. 9A.

**[0036]** FIG. 10 is an isometric view of the front portion of a wearable article such as a vest including a cummerbund that utilizes another exemplary implementation of the quick release fastening system. The implementation of FIG. 10 illustrates an alternative type of conduit in which the pull cord resides.

**[0037]** FIG. 11A is a top view of the cummerbund of FIGS. 1A and 1B. FIG. 11A shows the cummerbund before the user has engaged the frontal pull of the quick release fastening system.

**[0038]** FIG. 11B is a top view of the cummerbund of FIGS. 1A and 1B. FIG. 11B shows the cummerbund as the user has begun to engage the frontal pull of the quick release fastening system.

**[0039]** FIG. 11C is a top view of the cummerbund of FIGS. 1A and 1B. FIG. 11C shows the cummerbund as the user continues to engage the frontal pull of the quick release fastening system.

**[0040]** FIG. 11D is a top view of the cummerbund of FIGS. 1A and 1B. FIG. 11D shows the cummerbund after the user has completed engagement of the frontal pull of the quick release fastening system.

**[0041]** FIG. 12A is an isometric view of the front portion of a vest including a cummerbund that utilizes another exemplary implementation of the quick release fastening system.

**[0042]** FIG. 12B is an isometric view of the back portion of a vest including a cummerbund that utilizes another exemplary implementation of the quick release fastening system.

**[0043]** FIG. 12C is a sectional view of the vest of FIGS. 12A and 12B.

**[0044]** FIG. 13A is a sectional view of that vest of FIGS. 12A and 12B. FIG. 13A shows the vest and cummerbund as the user has begun to engage the frontal pull of the quick release fastening system.

**[0045]** FIG. 13B is a sectional view of that vest of FIGS. 12A and 12B. FIG. 13B shows the vest and cummerbund after the user has completed engagement of the frontal pull of the quick release fastening system.

**[0046]** FIG. 13C is an isometric view of the back portion of the vest of FIGS. 12A and 12B. FIG. 13C shows the vest and cummerbund after the user has completed engagement of the frontal pull of the quick release fastening system.

**[0047]** FIG. 14A is an isometric view of the front portion of a vest that utilizes three exemplary implementations of the quick release fastening system. One exemplary implementation is utilized for fastening and releasing the cummerbund, and two exemplary implementations are utilized for fastening and releasing the front portion the vest to the back portion of the vest.

**[0048]** FIG. 14B is an isometric view of the back portion of a vest that utilizes three exemplary implementations of the quick release fastening system. One exemplary implementa-

tion is utilized for fastening and releasing the cummerbund, and two exemplary implementations are utilized for fastening and releasing the front portion the vest to the back portion of the vest.

**[0049]** FIG. 15A is an isometric view of the front portion of a vest that utilizes an exemplary implementation of the quick release fastening system. FIG. 15A shows an exemplary implementation of the quick release fastening system, in which a single pull cord is utilized for release of two fastening systems.

**[0050]** FIG. 15B is an isometric view of the back portion of a vest that utilizes an exemplary implementation of the quick release fastening system. FIG. 15B shows an exemplary implementation of the quick release fastening system, in which a single pull cord is utilized for release of two fastening systems.

**[0051]** FIG. 15C is a sectional view of the vest of FIGS. 15A and 15B.

**[0052]** FIG. 15D is an isometric view of the back portion of the vest of FIGS. 15A and 15B. FIG. 15D shows the vest and cummerbund after the user has completed engagement of the frontal pull of the quick release fastening system.

**[0053]** FIG. 15E is a sectional view of the vest of FIGS. 15A and 15B. FIG. 15E shows the vest and cummerbund after the user has completed engagement of the frontal pull of the quick release fastening system.

**[0054]** FIG. 16A is an isometric view of the back portion of a vest including a cummerbund that utilizes another exemplary implementation of the quick release fastening system. The fastening system of the cummerbund of FIG. 16A utilizes a design which allows the connector at one end of the cummerbund to fasten to the back portion of the vest.

**[0055]** FIG. 16B is an isometric view of the back portion of the vest of FIG. 16A. FIG. 16B shows the vest and cummerbund after the user has completed engagement of the front pull of the quick release fastening system.

**[0056]** Like reference symbols in the various drawings indicate like elements.

#### DETAILED DESCRIPTION

**[0057]** Exemplary embodiments of the invention are shown in FIGS. 1A, 1B, 9, 12A, 12B, 12C, 14A, 14B, 15A, 15B, 15C, and 16A. In these embodiments, the quick release fastening system is utilized to fasten and release two wearable articles, such as a cummerbund 2 associated with a vest 1. The vest 1 has a front portion 1a and a back portion 1b. The front portion 1a of the vest 1 can be, but need not be, attached to the back portion 1b of the vest 1.

**[0058]** The pull cord 3 has an opposing first end 3a and second end 3b. The second end 3b of the pull cord 3 is positioned at the front portion 1a of the vest 1. This positioning allows the user to engage the quick release mechanism of the fastening system with a frontal pull of the second end 3b of the pull cord 3.

**[0059]** The pull cord 3 extends from its second end 3b at the front portion 1a of the vest 1 to its first end 3a. In the exemplary embodiments, the pull cord 3 partially resides within a conduit 4, in order to maintain the positioning of the pull cord 3, its first end 3a, and its second end 3b. The conduit 4 may continuously extend from front portion 1a of the vest 1 to the back portion 1b of the vest 1. The conduit 4 may also consist of one or more straps. The invention can also be accomplished by maintaining the positioning of the pull cord 3 with other means, not requiring a conduit 4.

**[0060]** The conduit 4 is formed through the cummerbund 2. However, the quick release fastening system can also be accomplished with a conduit 4 that is attached to the cummerbund 2, utilizing any one of a variety of attachment means.

**[0061]** Referring to FIGS. 1A and 1B, in some implementations, the cummerbund 2 is comprised of a first half 6 and a second half 7. The quick release fastening system utilizes a connector 5 to fasten the first half 6 of the cummerbund 2 to the second half 7 of the cummerbund 2 at the back portion 1b of the vest 1.

**[0062]** The first end 3a of the pull cord 3 is attached to the connector 5 at the back portion 1b of the vest 1.

**[0063]** The second end 3b of the pull cord 3 resides proximate to the front portion 1a of the vest 1. With a frontal pull of the second end 3b of the pull cord 3, the user is able to engage the quick release function of the fastening system. A user's engagement of the quick release function causes the first end 3a of the pull cord 3 to peel the connector 5 at the back portion 1b of the vest 1 to disengage the hook and loop fastener.

**[0064]** Referring to FIG. 1C, in some implementations, the first half 6 and the second half 7 of the cummerbund 2 are fastened together to form the cummerbund 2 around a vest 1.

**[0065]** Referring to FIGS. 2, 3, 4, and 5, in some implementations, the cummerbund 2 has a two-piece design with a first half 6 of the cummerbund 2 and a second half 7 of the cummerbund 2. The pull cord 3 may partially reside within a conduit 4 formed through the first half 6 of the cummerbund 2.

**[0066]** Referring to FIGS. 2 and 3, in some implementations, the first end 2a of the cummerbund 2 terminates into a connector 5. The first end 3a of the pull cord 3 attaches to the connector 5 at the first end 2a of the cummerbund 2.

**[0067]** Referring to FIGS. 4 and 5, in some implementations, the second end 2b of the cummerbund 2 also terminates into a connector 5. The connector 5 at the second end 2b of the cummerbund 2 opposes the connector 5 at the first end 2a of the cummerbund 2, with one of these connectors 5 including a hook portion of a hook and loop fastener and the other of these connectors 5 including a loop portion of a hook and loop fastener.

**[0068]** Referring to FIGS. 6 and 7, in some implementation, the first half 6 of the cummerbund 2 connects to the second half 7 of the cummerbund 2 when the opposing connectors 5 are fastened.

**[0069]** Referring to FIGS. 2-7, in some implementations, the two-piece design of the cummerbund 2 creates a front end 6a of the first half 6 of the cummerbund 2 and a front end 7a of the second half 7 of the cummerbund 2.

**[0070]** Referring to FIGS. 8A and 8B, in some implementations, the front end 6a of the first half 6 of the cummerbund 2 does not fasten to the front end 7a of the second half 7 of the cummerbund 2. Instead, a connector field, comprising either a hook portion or a loop portion of a hook and loop fastener, is disposed at the lower end of the front portion 1a of the vest 1. Both the front end 6a of the first half 6 of the cummerbund 2 and the front end 7a of the second half 7 of the cummerbund 2 include either a hook portion or a loop portion of a hook and loop fastener, which engages the connector field disposed on the front portion 1a of the vest 1.

**[0071]** Other than FIGS. 8A and 8B, all of the figures that include a cummerbund 2 with a two-piece design show a front end 6a of the first half 6 of the cummerbund 2, which fastens

to a front end *7a* of the second half *7* of the cummerbund *2*. However, all implementations of the quick release fastening system shown in the figures are also compatible with a cummerbund *2* design in which both the first end *6a* of the first half *6* of the cummerbund *2* and the first end *7a* of the second half *7* of the cummerbund *2* fasten directly to a connector disposed on the front portion *1a* of the vest *1*.

[0072] Referring to FIGS. 9A and 9B, in some implementations, the cummerbund *2* has a one-piece design, with no fastener at the front portion *1a* of the vest *1*. This one-piece cummerbund *2* utilizes the quick release fastening system to fasten the first end *2a* of the cummerbund *2* to the second end *2b* of the cummerbund *2* with the connector *5*.

[0073] Other than FIGS. 9A and 9B, all of the figures show a cummerbund *2* having a two-piece design. However, all implementations of the quick release fastening system shown in the figures are also compatible with a cummerbund *2* having a one-piece design.

[0074] The cummerbund *2*, regardless of whether it is of a one-piece design or a two-piece design, may be affixed to the front portion *1a* of the vest *1*, fastened to the front portion *1a* of the vest *1* and capable of release, or unattached to the front portion *1a* of the vest *1*.

[0075] Referring to FIG. 10, in some implementations, the conduit *4* has a non-continuous design.

[0076] Other than FIG. 10, all of the figures show a conduit *2* having a continuous design. However, all implementations of the quick release fastening system shown in the figures are also compatible with a conduit having a non-continuous design.

[0077] Referring to FIG. 11A, in some implementations, the user may engage the quick release fastening system by a frontal pull of the second end *3b* of the pull cord *3*.

[0078] Referring to FIG. 11B, in some implementations, engaging the quick release fastening system with a frontal pull of the second end *3b* of the pull cord *3* results in the first end *3a* of the pull cord *3* peeling the connector *5* to disengage the hook and loop fastener.

[0079] Referring to FIG. 11C, in some implementations, as the quick release fastening system is continued to be engaged, the first end *3a* of the pull cord *3* continues to peel back the connector *5*.

[0080] Referring to FIG. 11D, in some implementation, when the quick release fastening system is fully engaged, the first end *3a* of the pull cord *3* has receded to the opening of the conduit *4* and the connector *5* has been fully peeled, resulting in complete disengagement of the hook and loop fastener. When the fastener is completely disengaged, release has occurred and the first half *6* of the cummerbund *2* becomes disconnected from the second half *7* of the cummerbund.

[0081] Referring to FIGS. 12A, 12B, and 12C, in some implementations, the conduit *4* in which the pull cord *3* partially resides is formed through the front portion *1a* and the back portion *1b* of the vest *1*.

[0082] The second end *3b* of the pull cord *3* may reside proximate to the front portion *1a* of the vest *1*. The user may engage the quick release mechanism of the fastening system with a frontal pull of the second end *3b* of the pull cord *3*. Engagement of the quick release mechanism causes the first end *3a* of the pull cord *3* to peel the connector *5* at the back portion *1b* of the vest *1*.

[0083] The front portion *1a* and the back portion *1b* of the vest *1* may be attached at the shoulder of the vest *1* with a continuous connection or a strapped connection. In all imple-

mentations of the quick release fastening system, either type of connection at the shoulder of the vest *1* can be utilized without affecting the fastening system.

[0084] Referring to FIG. 13A, in some implementations, the user may engage the quick release mechanism by a frontal pull of the second end *3b* of the pull cord *3*. This frontal pull causes in the first end *3a* of the pull cord *3* to vertically peel the pull tab portion *5a* of the connector *5* to disengage the hook and loop fastener.

[0085] Referring to FIG. 13B, in some implementations, when the quick release mechanism is fully engaged, the first end *3a* of the pull cord *3* has vertically receded to the opening of the conduit *4* and the connector *5* has been fully peeled. The quick release mechanism has fully disengaged the hook and loop fastener.

[0086] Referring to FIG. 13C, in some implementations, when the quick release mechanism is fully engaged, the cummerbund *2* is completely disconnected at the back portion *1b* of the vest *1*.

[0087] The cummerbund portion *5b* of the connector *5* consists of two segments. One segment is attached to the first end *2a* of the cummerbund *2*. The other segment is attached to the second end *2b* of the cummerbund *2*. When fully peeled, the pull tab portion *5a* of the connector *5* is completely disengaged from both segments of the cummerbund portion *5b* of the connector *5*.

[0088] The two segments of the cummerbund portion *5b* of the connector *5* can be divided vertically, horizontally, or at any angle allowing for the pull tab portion *5a* of the connector *5* to securely fasten to both segments of the cummerbund portion *5b* of the connector *5*. The implementation in FIG. 13C illustrates a horizontal division between the segments. The implementation in FIG. 15D illustrates a vertical division between the segments.

[0089] Referring to FIGS. 14A and 14B, in some implementations, the quick release fastening system is utilized to fasten and release the front portion *1a* of the vest *1* and the back portion *1b* of the vest *1*. The quick release fastening system can be utilized at either one shoulder strap *8* or both shoulder straps *8*. When the system is utilized to connect the front portion *1a* of the vest *1* to the back portion *1b* of the vest *1*, an additional quick release fastening system can optionally also be utilized on the cummerbund *2*.

[0090] Each shoulder strap *8* has one end that is attached to either the front portion *1a* of the vest *1* or the back portion *1b* of the vest *1*. The other end of each shoulder strap terminates into a connector *5*, which corresponds to an opposing connector *5*. The opposing connector *5* is affixed to either the front portion *1a* of the vest *1* or the back portion *1b* of the vest *1*.

[0091] The attachment of the shoulder strap *8* to either the front portion *1a* of the vest or the back portion *1b* of the vest can be accomplished in a number of ways. The shoulder strap *8* can be a separate component of the vest *1* that is permanently affixed or securely fastened to either the front portion *1a* of the vest *1* or the back portion *1b* of the vest *1*. The shoulder strap *8* can also be a continuation of either the front portion *1a* of the vest *1* or the back portion *1b* of the vest *1*.

[0092] A conduit *4* in which a pull cord *3* partially resides is formed through each shoulder strap *8* of the vest *1*. A pull cord *3*, with an opposing first end *3a* and second end *3b*, resides partially within the conduit *4*. The first end *3a* of the pull cord

**3** is affixed to the connector **5**. The second end **3b** of the pull cord **3** extends from the conduit **4** to reside at the front portion **1b** of the vest **1**.

**[0093]** The second end **3b** of each pull cord **3** resides proximate to the front portion **1a** of the tactical vest **1**. The user may engage the quick release mechanism with a frontal pull of the second end **3b** of each pull cord **3**. Engagement of the quick release mechanism causes the first end **3a** of each pull cord **3** to disengage the connector **5** between the shoulder strap **8** and the back portion **1b** of the tactical vest **1**.

**[0094]** Referring to FIGS. **15A**, **15B**, and **15C**, in some implementations, a single quick release fastening system is utilized to simultaneously disengage two hook and loop fasteners by peeling a first connector **5** at the first end **2a** of the cummerbund **2** and a second connector **5** at a shoulder strap **8** of the vest **1**.

**[0095]** A conduit **4**, in which a single pull cord **3** partially resides, is formed partially through the front portion **1a** and the shoulder strap **8** of the vest **1** and partially through the back portion **1b** of the vest **1**. The pull cord **3** is attached to the connector **5** of the shoulder strap **8** of the vest **1** at a non-end attachment **3c** of the pull cord **3** and the first end **3a** of the pull cord **3** is also attached to the connector **5** at the first end **2a** of the cummerbund.

**[0096]** Referring to FIGS. **15D** and **15E**, in some implementations, the user may engage the quick release mechanism by a frontal pull of the second end **3b** of the pull cord **3**. The frontal pull causes the first end **3a** of the pull cord **3** to vertically peel the pull tab portion **5a** of the connector **5** from the cummerbund portion **5b** of the connector **5** to disengage the hook and loop fastener. The frontal pull also causes the non-end attachment **3c** of the pull cord **3** to vertically peel the pull tab portion **5a** of the connector **5** from the affixed portion **5c** of the connector **5**.

**[0097]** Referring to FIGS. **16A** and **16B**, in some implementations, the second end **2b** of the cummerbund **2** is affixed to the back portion **1b** of the vest **1**. The first end **2a** of the cummerbund **2** terminates into a connector **5**. The first end **3a** of the pull cord **3** is affixed to the connector **5**.

**[0098]** Referring specifically to FIG. **16B**, the user's frontal pull of the second end **3b** of the pull cord **3** engages the quick release fastening system, resulting in the first end **3a** of the pull cord **3** peeling the connector **5** to disengage the hook and loop fastener. The affixed portion **5c** of the connector **5**, comprising either a hook portion or a loop portion of a hook and loop fastener, is disposed on the lower back portion **1b** of the vest **1**.

**[0099]** After engagement of the quick release fastening system, the second end **2b** of the cummerbund **2** remains, in the exemplary embodiment of FIG. **16B**, attached to the back portion **1b** of the vest **1**. In addition to this embodiment, the present disclosure includes other similar embodiments utilizing an affixed portion **5c** of the connector **5** at the lower back portion **1b** of the vest **1**. For example, the second end **2b** of the cummerbund **2** could include an additional connector **5**, comprising either a hook portion or a loop portion of a hook and loop connector, that fastens directly to the affixed portion **5c** of the connector **5**.

**[0100]** A number of implementations have been described. For example, the implementations disclosed herein have been discussed in conjunction with applications for vests, cummerbunds and the like. However, it is to be understood that in its broadest application, this invention relates to fasteners, and fastening systems irrespective of the application at hand, and,

accordingly, any application wherein two articles need to be releasably fastened (such as wearable articles, hand bags, back packs, suit cases, briefcases, tool cases, shipping containers, toys, and the like) may utilize the disclosure. Nevertheless, it will be understood that various modifications may be made without departing from the spirit and scope of the disclosure. Accordingly, other implementations are within the scope of the following claims.

What is claimed is:

1. A quick release fastening system, comprising:
  - a wearable article, wherein a first end of said wearable article terminates into a connector, and wherein said connector includes at least one of a hook portion or a loop portion of a hook and loop fastener; and
  - a pull cord having opposing first and second ends, wherein said first end is fastened to said connector.
2. The quick release fastening system of claim 1, wherein said wearable article is associated with a vest, and wherein said vest comprises a back portion and a front portion.
3. The quick release fastening system of claim 2, wherein said connector resides proximate said back portion of said vest and said second end of said pull cord extends to reside proximate said front portion of said vest.
4. The quick release fastening system of claim 3, wherein said pull cord extends laterally along a portion of said wearable article.
5. The quick release fastening system of claim 3, wherein said pull cord partially resides in a conduit, wherein said conduit extends laterally along a portion of said wearable article, and wherein said second end of said pull cord extends outside of said conduit.
6. The quick release fastening system of claim 5, where said conduit is attached to said wearable article.
7. The quick release fastening system of claim 5, where said conduit is formed at least partially through said wearable article.
8. The quick release fastening system of claim 3, wherein said wearable article is connected to said vest.
9. The quick release fastening system of claim 3, wherein said wearable article comprises a first half and a second half, wherein said first and second halves of said wearable article each have opposing back and front ends, and wherein said front ends of said halves of said wearable article fasten to said front portion of said vest.
10. The quick release fastening system of claim 3, wherein a second end of said wearable article terminates into a second connector, and wherein said second connector fastens to said first end of said wearable article.
11. The quick release fastening system of claim 3, wherein a second end of said wearable article terminates into a second connector, and wherein said connectors at said first and second ends of said wearable article fasten to a connector affixed to said back portion of said vest.
12. A quick release fastening system, comprising:
  - a cummerbund, wherein a first end of said cummerbund terminates into a first connector, wherein said first connector includes at least one of a hook portion and a loop portion of a hook and loop fastener;
  - a vest having a front portion and a back portion; and
  - a pull cord having opposing first and second ends, wherein said first end of said pull cord attaches to a second connector, and wherein said second end of said pull cord resides proximate said front portion of said vest,

wherein said second connector resides proximate said back portion of said vest, and wherein said second connector includes at least one of a hook portion or a loop portion of a hook and loop fastener.

**13.** The quick release fastening system of claim **12**, wherein said pull cord extends vertically from said first end of said pull cord.

**14.** The quick release fastening system of claim **13**, wherein said pull cord partially resides in a conduit.

**15.** The quick release fastening system of claim **14**, wherein said conduit is attached to at least one of said front portion of said vest or said back portion of said vest.

**16.** The quick release fastening system of claim **14**, wherein said conduit is attached to both said front portion of said vest and said back portion of said vest.

**17.** The quick release fastening system of claim **14**, wherein said conduit is formed at least partially through at least one of said front portion of said vest or said back portion of said vest.

**18.** The quick release fastening system of claim **14**, wherein the conduit is formed at least partially through both said front portion of said vest and said back portion of said vest.

**19.** The quick release fastening system of claim **13**, wherein a second end of said cummerbund terminates into a third connector, and wherein said third connector includes at least one of a hook portion or a loop portion of a hook and loop fastener;

**20.** The quick release fastening system of claim **19**, wherein said second connector fastens to both said first connector and said third connector.

**21.** The quick release fastening system of claim **20**, wherein said pull cord is attached to a fourth connector at a non-end point of said pull cord, and wherein said fourth connector includes at least one of a hook portion or a loop portion of a hook and loop fastener.

**22.** The quick release fastening system of claim **21**, wherein said fourth connector fastens said back portion of said vest to a shoulder strap, and wherein said shoulder strap attaches to said front portion of said vest.

**23.** The quick release fastening system of claim **21**, wherein said fourth connector fastens said front portion of said vest to a shoulder strap, and wherein said shoulder strap attaches to said back portion of said vest.

**24.** A quick release fastening system, comprising:

a shoulder strap associated with a vest, wherein said shoulder strap has opposing first and second ends, and wherein said first end of said shoulder strap attaches either to a front portion of said vest or to a back portion of said vest;

a connector attached to said second end of said shoulder strap, wherein said connector includes at least one of a hook portion or a loop portion of a hook and loop fastener;

a pull cord having opposing first and second ends, wherein said first end of said pull cord attaches to said connector

and wherein said second end of said pull cord resides proximate said front portion of said vest.

**25.** The quick release fastening system of claim **24**, wherein said connector fastens to an opposing connector, and wherein said opposing connector is attached to said back portion of said vest.

**26.** The quick release fastening system of claim **25**, wherein said pull cord partially resides in a conduit, and wherein said second end of said pull cord extends outside of said conduit.

**27.** The quick release fastening system of claim **26**, wherein said conduit is attached to at least one of said front portion of said vest, said back portion of said vest, or said shoulder strap.

**28.** The quick release fastening system of claim **26**, wherein said conduit is formed at least partially through at least one of said front portion of said vest, said back portion of said vest, or said shoulder strap.

**29.** The quick release fastening system of claim **24**, wherein said connector fastens to an opposing connector, and wherein said opposing connector is attached to said front portion of said vest.

**30.** The quick release fastening system of claim **29**, wherein said pull cord partially resides in a conduit, and wherein said second end of said pull cord extends outside of said conduit.

**31.** The quick release fastening system of claim **30**, wherein said conduit is attached to said front portion of said vest.

**32.** The quick release fastening system of claim **30**, wherein said conduit is formed at least partially through said front portion of said vest.

**33.** A method of releasing a fastening system, the method comprising:

pulling a second end of a pull cord, said second end of said pull cord residing proximate a front portion of a vest, said pull cord having a first end opposing said second end, said first end of said pull cord attaching to a connector, said connector having at least one of a hook portion or a loop portion of a hook and loop fastener; peeling said connector from an opposing connector to disengage said hook and loop fastener, when fastened said connector and said opposing connector residing proximate a back portion of said vest.

**34.** The method of claim **33**, further comprising releasing a connection that fastens two ends of a cummerbund.

**35.** The method of claim **34**, further comprising releasing an additional connection that fastens said front portion of said vest to said back portion of said vest, wherein said releasing of an additional connection occurs simultaneous to releasing said connection that fastens said two ends of said cummerbund,

**36.** The method of claim **33**, further comprising releasing a connection that fastens said front portion of said vest to said back portion of said vest.

\* \* \* \* \*