



US00D879961S

(12) **United States Design Patent**
Linder et al.

(10) **Patent No.:** **US D879,961 S**
(45) **Date of Patent:** **** Mar. 31, 2020**

(54) **LATERAL LUMBAR INTERBODY FUSION DEVICE**

(71) Applicant: **Curiteva, LLC**, Tanner, AL (US)

(72) Inventors: **Eric Linder**, Columbus, OH (US);
Ryan Heskett, Wellington, FL (US)

(73) Assignee: **Curiteva, Inc.**, Tanner, AL (US)

(**) Term: **15 Years**

(21) Appl. No.: **29/675,180**

(22) Filed: **Dec. 28, 2018**

(51) **LOC (12) Cl.** **24-03**

(52) **U.S. Cl.**
USPC **D24/155**

(58) **Field of Classification Search**
USPC D24/155
CPC A61F 2/4611; A61F 2/442; A61F 2/447;
A61F 2220/0025; A61F 2310/00023;
A61F 2310/00017; A61F 2002/4475;
A61F 2002/30841; A61F 2002/2835;
A61F 2002/30904; A61F 2002/30785;
A61F 2002/443; A61F 2002/30578
See application file for complete search history.

(56) **References Cited**

U.S. PATENT DOCUMENTS

D620,112 S * 7/2010 Courtney D24/155
D650,481 S * 12/2011 Gottlieb A61F 2/447
D24/155

D653,757 S * 2/2012 Binder A61F 2/446
D24/155
D674,900 S * 1/2013 Janice D24/155
D731,063 S * 6/2015 VerHage D24/155
D737,446 S * 8/2015 Butler A61F 2/4455
D24/155
D741,488 S * 10/2015 Tohmeh D24/155
D754,346 S * 4/2016 Pimenta D24/155
D797,934 S * 9/2017 Pimenta D24/155
D815,281 S * 4/2018 Chang D24/155
D858,769 S * 9/2019 Barela D24/155

* cited by examiner

Primary Examiner — Charles D Hanson

(74) *Attorney, Agent, or Firm* — David L. King

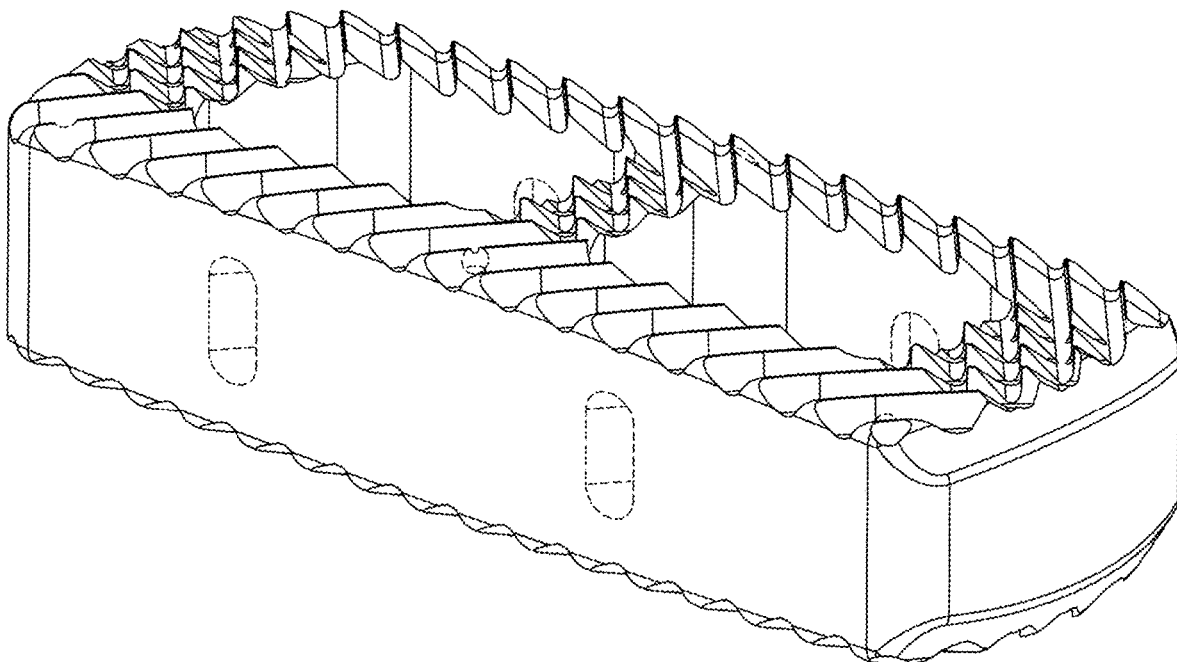
(57) **CLAIM**

The ornamental design for a “lateral lumbar interbody fusion device”, as shown and described.

DESCRIPTION

FIG. 1 is a front perspective view of a lateral lumbar interbody fusion device showing our new, original and ornamental design;
FIG. 2 is a top view;
FIG. 3 is a bottom view;
FIG. 4 is a front side view;
FIG. 5 is a rear side view;
FIG. 6 is a right side view; and,
FIG. 7 is a left side view thereof.
The broken lines indicate unclaimed features of the article and form no part of the claimed design.

1 Claim, 7 Drawing Sheets



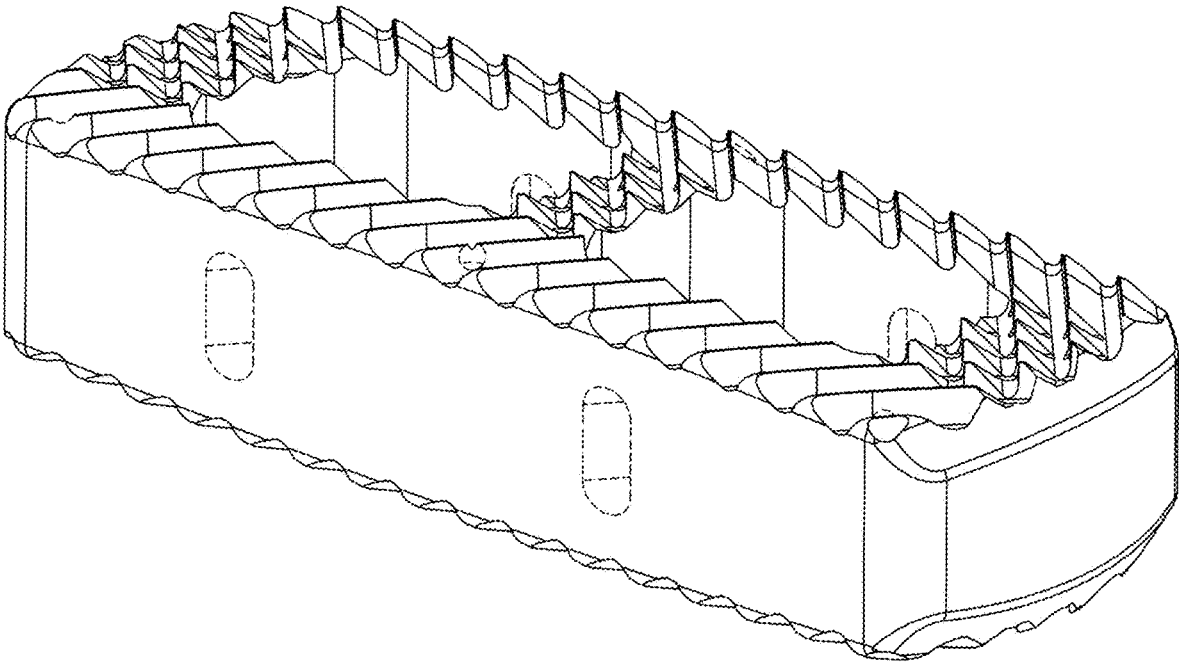


FIG. 1

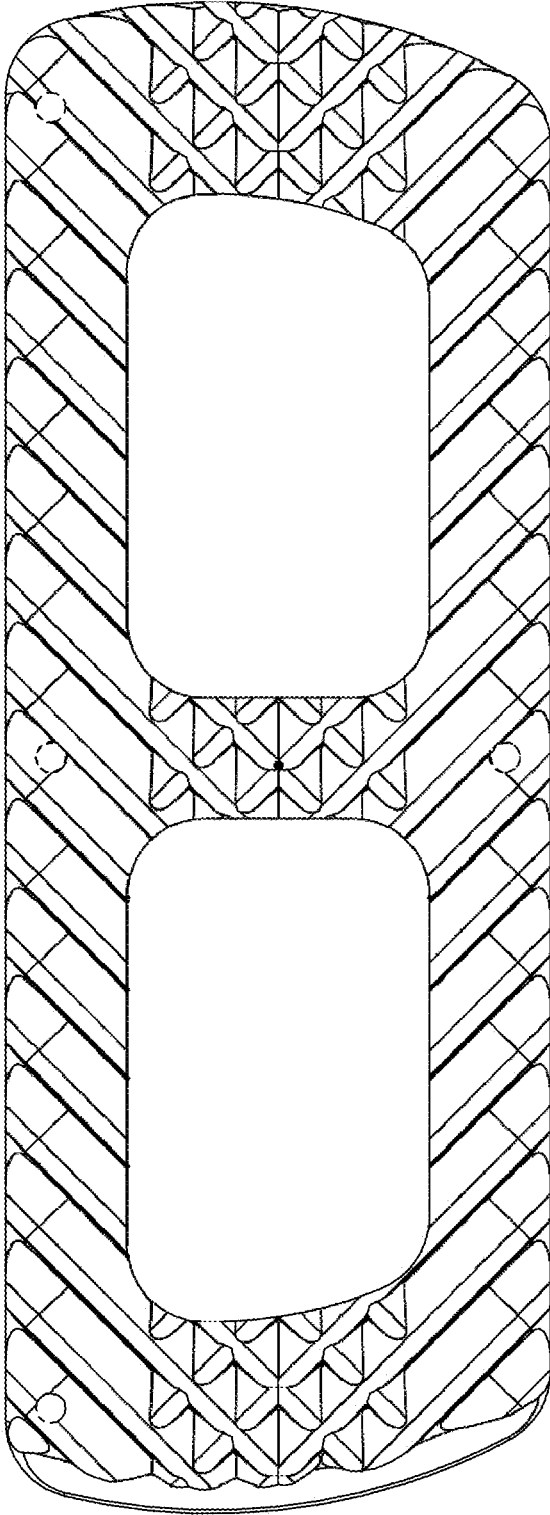


FIG. 2

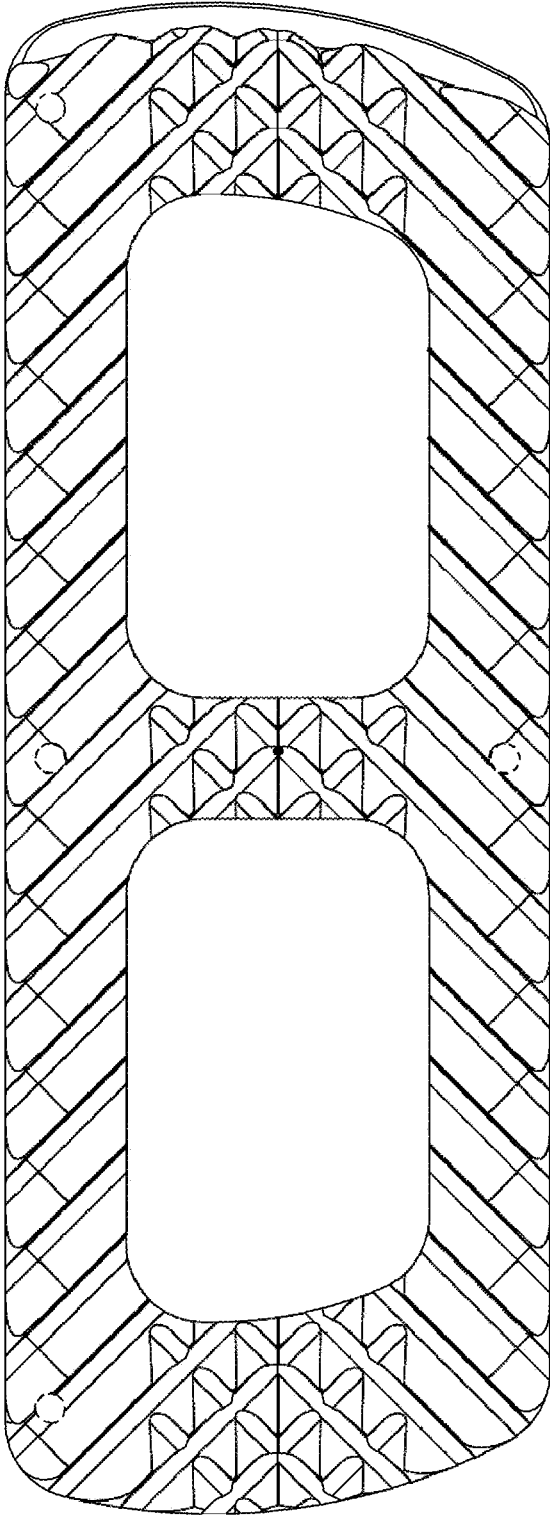


FIG. 3

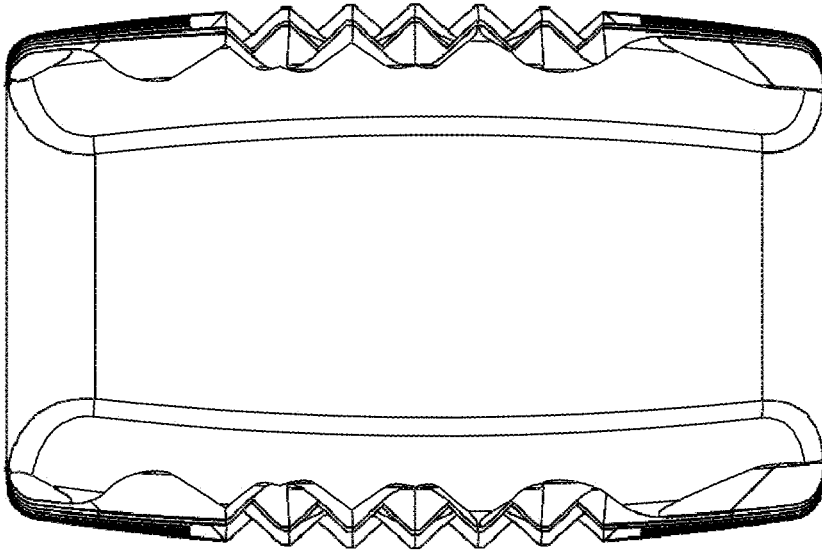


FIG. 4

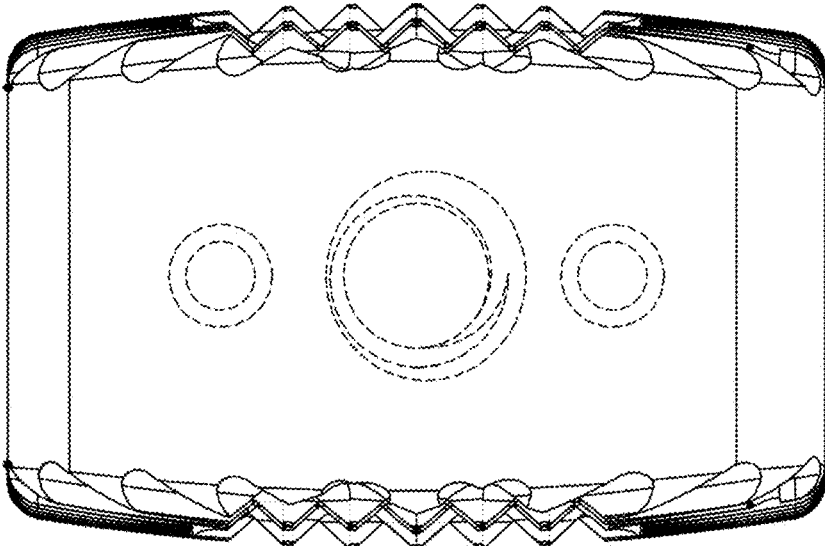


FIG. 5

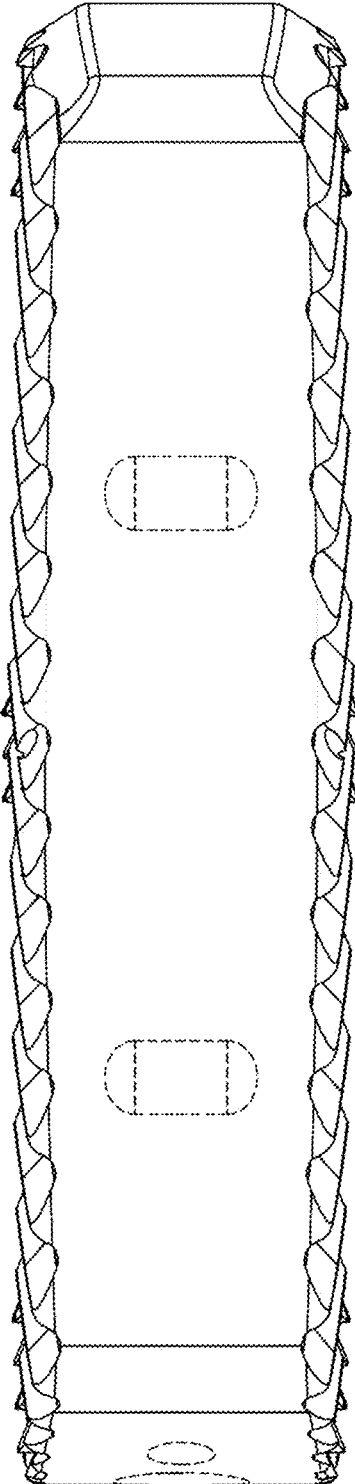


FIG. 6

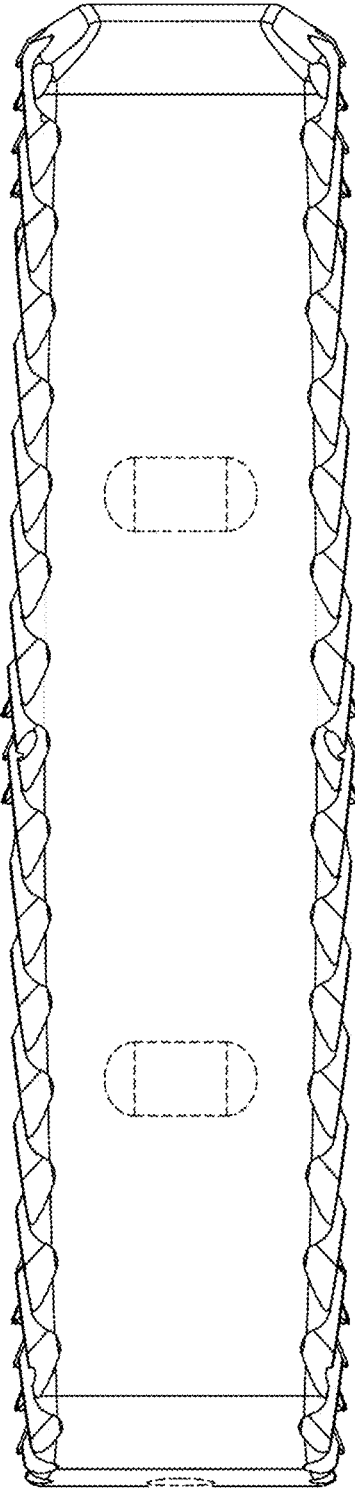


FIG. 7