



US00D403445S

United States Patent [19]
Talebi

[11] **Patent Number: Des. 403,445**
[45] **Date of Patent: **Dec. 29, 1998**

[54] **BRAKE LIGHT**
[76] Inventor: **Sasha Talebi**, 34 Toscana, Irvine, Calif.
92614

4,667,177 5/1987 Athalye 340/71
5,089,805 2/1992 Salsman 340/467
5,404,130 4/1995 Lee et al. 340/479
5,444,620 8/1995 Yeh 364/424.01

[**] Term: **14 Years**

Primary Examiner—Marcus A. Jackson
Attorney, Agent, or Firm—Goldstein & Canino

[21] Appl. No.: **86,779**

[57] **CLAIM**

[22] Filed: **Apr. 20, 1998**

The ornamental design for a brake light, as shown and described.

[51] **LOC (6) Cl.** **26-06**

[52] **U.S. Cl.** **D26/28; D10/114**

[58] **Field of Search** D10/104, 114,
D10/115; D26/28-35; 362/61, 80.1, 63,
66, 67

DESCRIPTION

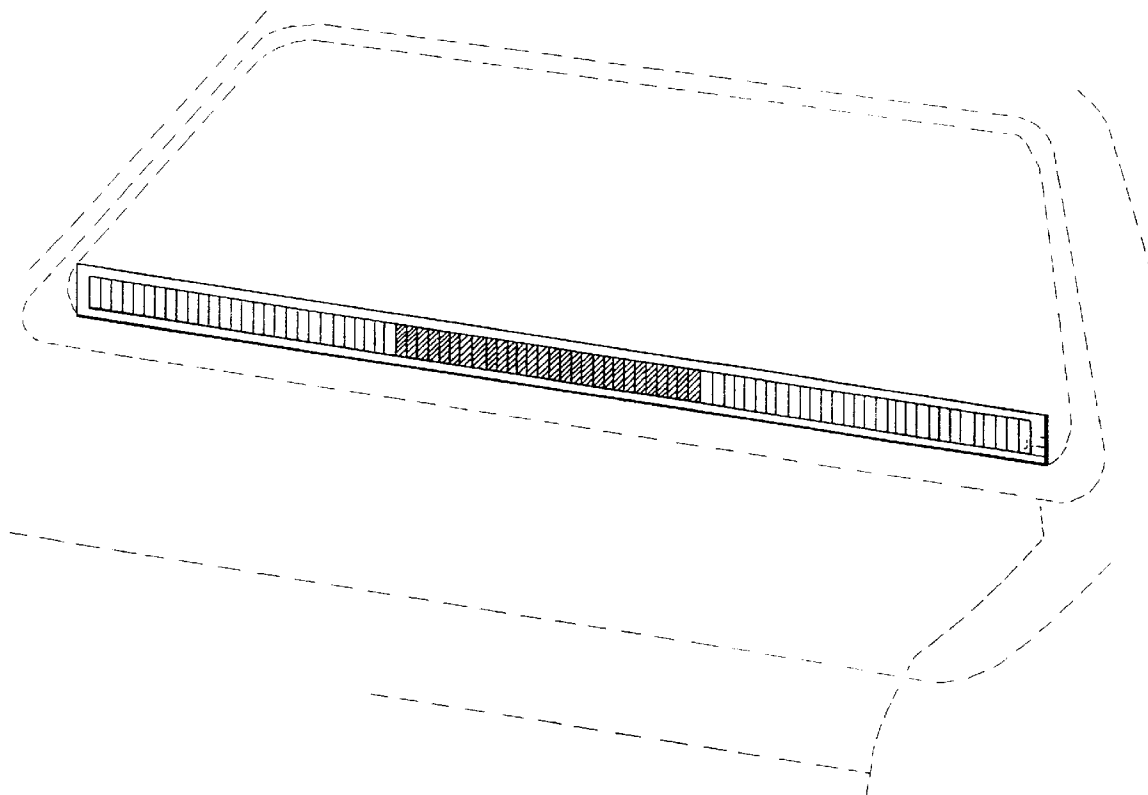
FIG. 1 is a diagrammatic perspective view of the brake light in full lines with a car shown in broken lines representing environmental association matter being for illustrative purposes only and forming no part of the claimed invention; FIG. 2 is a front elevational view thereof; FIG. 3 is a rear elevational view thereof; FIG. 4 is a top plan view of the brake light, the bottom plan view being a mirror image of the top plan view; and, FIG. 5 is a right side elevational view thereof, the left side view being a mirror image of the right side view.

[56] **References Cited**

U.S. PATENT DOCUMENTS

D. 224,559	8/1972	Hendrickson	D26/28
D. 279,714	7/1985	Taylor	D26/28
D. 316,230	4/1991	Munoz	D26/28
D. 373,432	9/1996	Wu	D26/28
D. 381,923	8/1997	Rowe et al.	D26/28
D. 393,913	4/1998	Edsall	D26/28
4,107,647	8/1978	Yoshino	340/71

1 Claim, 2 Drawing Sheets



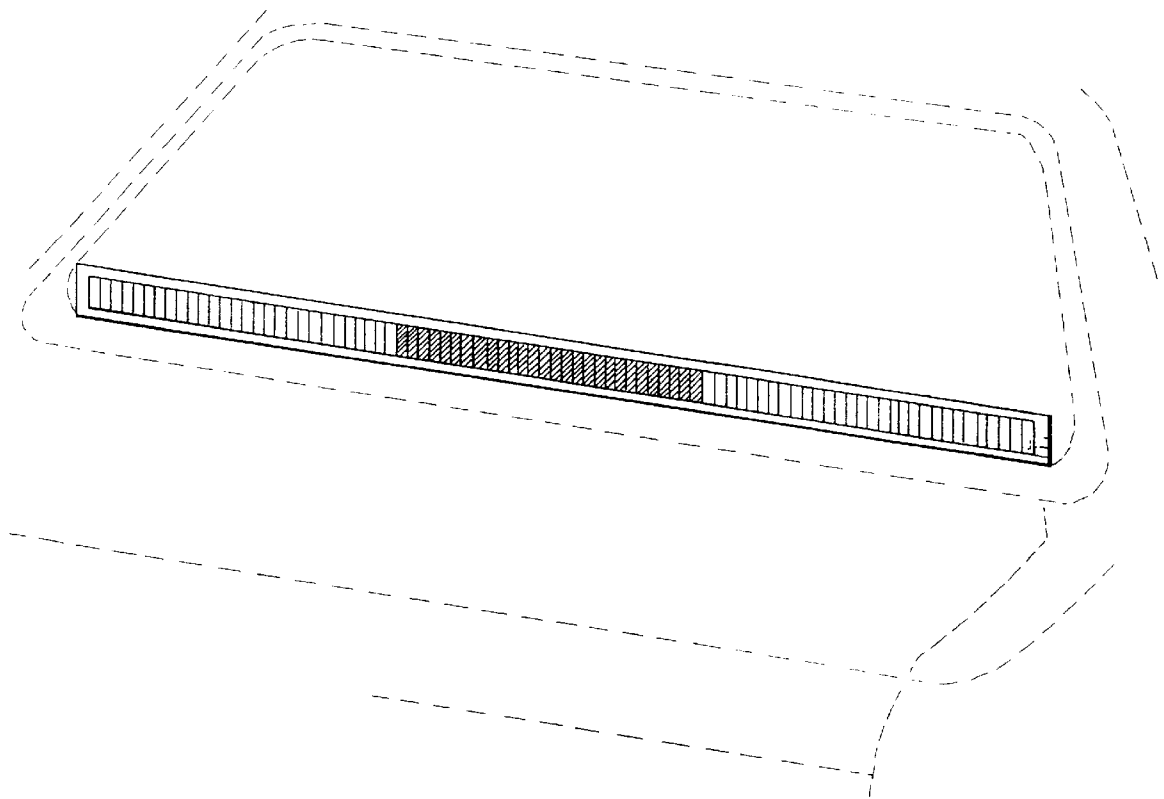


FIG. 1

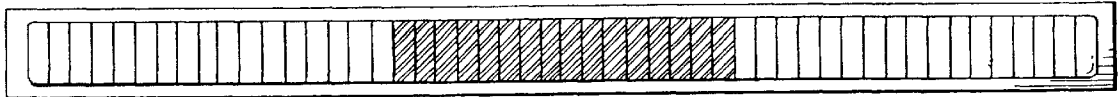


FIG. 2



FIG. 3




FIG. 4



FIG. 5