

(19)



(11)

EP 1 803 788 A1

(12)

EUROPEAN PATENT APPLICATION

(43) Date of publication:
04.07.2007 Bulletin 2007/27

(51) Int Cl.:
C09J 101/08^(2006.01)

(21) Application number: **06026622.8**

(22) Date of filing: **21.12.2006**

(84) Designated Contracting States:
**AT BE BG CH CY CZ DE DK EE ES FI FR GB GR
HU IE IS IT LI LT LU LV MC NL PL PT RO SE SI
SK TR**

Designated Extension States:
AL BA HR MK YU

(72) Inventor: **Sudo, Akihiro
Palatine
Illinois 60067 (US)**

(74) Representative: **Müller-Boré & Partner
Patentanwälte
Grafinger Strasse 2
81671 München (DE)**

(30) Priority: **28.12.2005 US 319916**

(71) Applicant: **SUNSTAR INC.
Takatsuki-shi
Osaka-fu (JP)**

(54) **Denture fixative composition**

(57) A denture fixative composition containing lower alkyl vinyl ether-maleic anhydride copolymers, water-insoluble and water-swelling polymers, and at least one

additional adhesive material which can be used as a denture fixative paste, liquid, powder, aerosol, dissolving tablet, liner or adhesive-like strip.

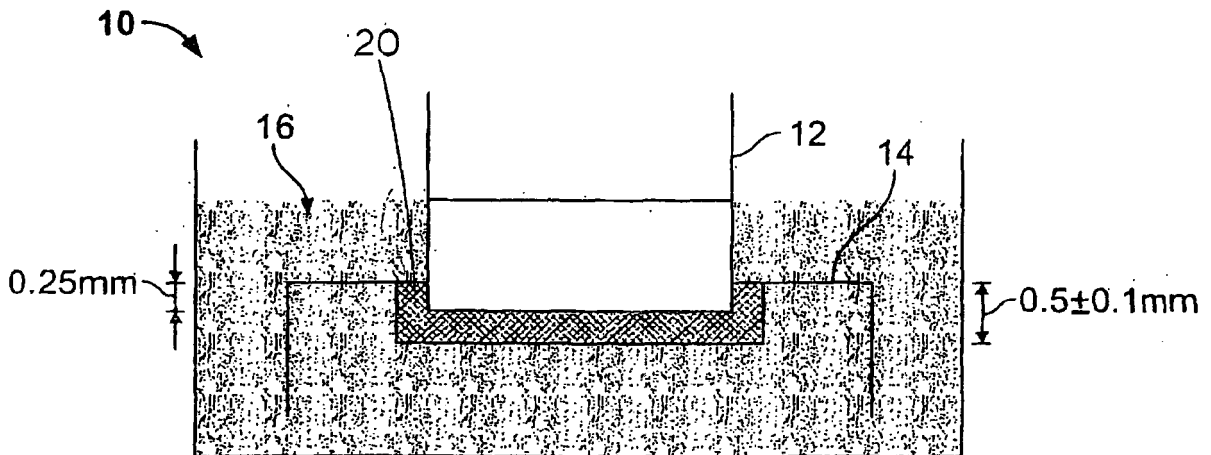


FIG. 1

EP 1 803 788 A1

Description

[0001] The present invention relates to denture fixative compositions.

[0002] Dentures are removable appliances that serve as a replacement for missing teeth and neighboring structures in the oral cavity. Denture fixative compositions are widely used to hold dentures in place, both while the user's mouth is at rest and particularly during mastication. Such denture fixative compositions should also perform their intended function without causing irritation to the mucosal denture surfaces. Ideal denture fixative compositions make the users of dentures confident that their dentures will remain fixed in place while functioning as intended. This is sometimes difficult to achieve particularly where dentures are not fitted perfectly or where the denture fit deteriorates over time due to denture wear or changes in the mucosal denture surfaces.

[0003] Denture fixatives come in many forms including pastes, liquids, powders and aerosols. Denture fixatives may also be supplied as liners or adhesive-like strips. In all cases, it is important that good tack is achieved as soon as the dentures are properly positioned in the mouth. It is also important that the fixatives be capable of being readily spread and distributed across the denture-mucosal interface to produce sufficient adhesion to resist the stresses encountered upon mastication. Finally, the fixatives must perform well under the environmental changes typically encountered in the user's mouth such as the temperature changes experienced in drinking very hot or very cold beverages like tea, coffee or cold iced drinks or eating very hot or very cold foods.

[0004] Over the years, there have been numerous improvements in denture fixative compositions. Both synthetic and natural polymers and gums have been used alone or in combination with denture fixative compositions and have been combined with various adhesives and other materials in order to achieve such improvements. For example, denture fixative compositions using alkyl vinyl ether-maleic copolymers and salts and derivatives thereof are known to provide good adhesion. U.S. Pat No. 3,003,988 to D. P. Germann et al., issued Oct. 10, 1961, describes certain synthetic water-sensitized water-insoluble polymeric materials comprising synthetic, hydrophilic, colloidal materials in the form of mixed partial salts of lower alkyl vinyl ether-maleic anhydride-type copolymers, where the mixed partial salts and esters contain both divalent calcium and monovalent alkali cations. U.S. Pat No. 4,373,036 to Tiang-Shing Chang et al., issued Feb. 8, 1983, relates to improved denture fixative compositions containing a dentally acceptable excipient and a fixative mixture comprising hydroxypropyl cellulose and at least one partially neutralized alkyl vinyl ether-maleic acid or anhydride copolymer, optionally partly crosslinked, a partially neutralized, optionally partly crosslinked polyacrylic acid, or a precursor combination of copolymer or polyacrylic acid, neutralizing agents, and optionally crosslinked agents or polyethylene oxide. U.S. Pat. No. 5,006,571 to Lori D. Kumar et al, issued April 9, 1991, describes improved denture adhesive base compositions comprising a substantially anhydrous mixture of a mixed Na/Ca salts of methyl vinyl ether-maleic acid, sodium carboxymethyl cellulose and a trivalent cation.

[0005] It is therefore an important object of this invention to provide new and improved denture fixative compositions that resist the stresses at the denture-mucosal interface encountered upon mastication.

[0006] It is a further object of the present invention to provide denture fixative compositions that work well immediately after application and retain their fixative properties for prolonged periods of time.

[0007] Yet another object of the present invention is to provide denture fixative compositions that perform well in spite of the extreme environmental changes typically encountered in the user's mouth.

[0008] Still another object of the present invention is to provide denture fixative compositions that do not cause oral mucosal irritation and further may be used to protect select areas of the gums or other oral surfaces.

[0009] These and other objects of the invention will become apparent to those skilled in the art from the following detailed description of the invention.

[0010] This invention relates to denture fixative compositions that can be formulated and used in the form of pastes, liquids, powders, aerosols, etc., or in making adherent layers of liners and adhesive-like strips used as denture fixatives. Among these, the paste denture fixative compositions are preferred.

[0011] In the practice of the invention, required ingredients taken from each of the three distinct categories described below are combined with adjunct ingredients including conventional vehicles, emollients, flavorants, colorants, preservatives, therapeutic components, etc. to form unique unexpectedly effective denture fixative compositions. The required ingredients include:

- a. at least one copolymer selected from the group consisting of lower alkyl vinyl ether-maleic anhydride copolymer and derivative thereof;
- b. at least one water-insoluble and water-swelling polymer; and
- c. at least one additional adhesive material selected from the group consisting of natural gums, synthetic polymeric gums, karaya gum, guar gum, gelatin, algin, sodium alginate, tragacanth, chitosan, polyethylene glycol, acrylamide polymers, carboxyvinyl polymer, polyvinyl alcohol, polyvinylpyrrolidone, cellulose derivatives and mixtures thereof.

[0012] The present composition does not cause oral mucosal irritation and may also be used to protect oral mucosal

surfaces. For example, it may be coated onto canker sores to protect those areas from irritation while healing proceeds.

[0013] The present invention is a denture fixative composition comprising a combination of ingredients from three distinct categories that can be used in the form of pastes, liquids, powders and aerosols or in the adherent layers of liners and adhesive-like strips used as denture fixatives. Among these, the paste denture fixatives are preferred and mainly illustrated in the formulations and examples described below.

[0014] A denture fixative composition comprising a combination of these three ingredients resists the stresses at the denture-mucosal interface encountered upon mastication. This combination also works well immediately after application and retains its fixative properties for prolonged periods of time. Additionally, denture fixative compositions with these three ingredients perform well under the environmental changes typically encountered in the user's mouth.

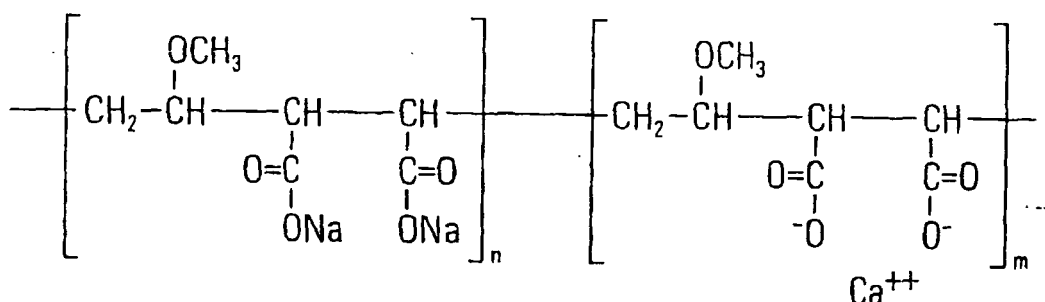
[0015] The three categories of ingredients that make up the fixative composition are:

- a. at least one copolymer selected from the group consisting of lower alkyl vinyl ether-maleic anhydride copolymer and derivative thereof;
- b. at least one water-insoluble and water-swelling polymer; and
- c. at least one additional adhesive material.

Ingredient a: Lower alkyl vinyl ether-maleic anhydrides copolymer and derivatives thereof

[0016] The lower alkyl vinyl ether-maleic anhydride copolymer and derivative thereof useful in the invention dissolve slowly in the mouth and contribute adhesive properties as they take up water. These lower alkyl vinyl ether-maleic acid polymers may be obtained by polymerizing a lower alkyl vinyl ether monomer, such as methyl vinyl ether, ethyl vinyl ether, divinyl ether, propyl vinyl ether and isobutyl vinyl ether, with maleic anhydride to yield the corresponding lower alkyl vinyl ether-maleic anhydride polymer which is readily hydrolyzable to the acid polymer. "lower alkyl" in the copolymer includes C1-C8 alkyl, preferably C1-C6 alkyl, and yet more preferably C1-C4 alkyl. Salt forms of the copolymers are also commercially available and can be used. For example, salt forms of the copolymers may be used in which the cationic ion is a monovalent, bivalent, or trivalent cation. Also, combinations of such salts may be used. Sodium and calcium forms of the copolymer salts and mixtures of such salt forms may be used.

[0017] For example, International Specialty Products of Wayne, New Jersey, USA provides GANTREZ MS-955 salt, which is particularly suitable in the practice of this invention. This copolymer has both sodium and calcium salts in one molecule and is supplied as a powder. The copolymer is slowly soluble in water resulting in amber-colored solutions with high viscosity and adhesion. The divalent calcium ion lightly crosslinks the material through ion bridges to reduce its solubility and increase its cohesive strength and viscoelasticity. It is believed that the repeating units may be represented as:



[0018] The approximate weight average molecular weight of GANTREZ MS-955 is 1, 000, 000 and its Brookfield viscosity (mPa. S (11.1% solids aq.)) is 700-3000. The lower alkyl vinyl ether-maleic anhydride copolymer and derivative thereof with a weight average molecular weight of about 200, 000 to 2, 000, 000 is preferably used.

[0019] At least one copolymer selected from the group consisting of lower alkyl vinyl ether-maleic anhydride copolymer and derivative thereof should comprise from about 10 to about 55%, preferably from about 20 to about 40%, and yet more preferably from about 27 to about 31% by weight of the dental fixative composition.

Ingredient b: Water-insoluble and water-swelling polymers

[0020] Of the above three ingredients, a denture fixative composition containing ingredients a and c is already known. However, no dental fixative composition containing ingredient b together with ingredients a and c has been reported

yet. When the appropriate levels of water-insoluble and water-swelling polymers along with ingredients from the other two categories are used unexpectedly effective denture fixative compositions are obtained.

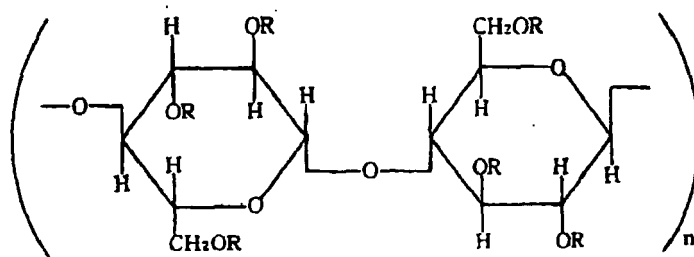
[0021] These polymers must be water-insoluble at ambient temperatures and preferably will be water-insoluble at temperatures below about 60°C. Useful water-insoluble and water-swelling polymers include low-substituted hydroxypropyl cellulose, croscarmellose sodium, calcium carboxymethyl cellulose, agar and mixtures thereof. We refer to the low-substituted hydroxypropyl cellulose below as L-HPC.

[0022] L-HPC, agar, and croscarmellose sodium are preferable as water-insoluble and water-swelling polymers. L-HPC is more preferable, and the combined use of L-HPC and agar is particularly preferable. The use of L-HPC is advantageous in view of increasing the maximum adhesiveness. When adjunct ingredients such as flavorants, preservatives, etc., are added to a denture fixative composition, the maximum adhesiveness and adhesiveness over time may tend to decrease. The combined use of L-HPC and agar can suppress this decrease of adhesiveness and maintain high adhesiveness over time.

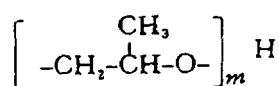
[0023] When L-HPC and agar are used in combination, the blending weight ratio of L-HPC to agar is preferably 2.5 or less, and more preferably in the range of 0.5 to 1.5.

Low-substituted hydroxypropyl cellulose (L-HPC)

[0024] Low-substituted hydroxypropyl cellulose (which may includes "cellulose 2-hydroxypropyl ether (low-substituted)" (CAS 9004-64-2) which has the structural formula:



R = H or



wherein m is an integer of 1 or more.

[0025] L-HPC is a low-substituted hydroxypropyl ether of cellulose in which a small proportion of the three hydroxyl groups contained in the β-o-glucopyranosyl ring of the cellulose is etherified with propylene oxide. The number of moles of propylene oxide added to cellulose is smaller in L-HPC than that in hydroxypropyl cellulose (HPC). L-HPC differs from HPC in terms of physical properties. When dried at 105 °C for 1 hour, L-HPC contains not less than 5.0% and not more than 16.0% of hydroxypropoxy groups (-OCH₂CHOHCH₃). L-HPC does not dissolve in water, rather it swells when wetted. The number of moles of substitution per glucose residue of L-HPC is 0.11 to 0.39. In contrast, the number of moles of substitution per glucose residue of HPC is 2.0 to 4.2.

[0026] Modifications of the substituent content and particle size of L-HPC cause changes in the binding characteristics as a result of subtle changes in physical properties. Therefore, the choice of the L-HPC used is of great importance. In the practice of the present invention, it has been found that the choice of L-HPC with the following properties is preferable:

Hydroxypropyl content: about 5.0 to about 16.0% and preferably about 10.0 to about 12.9% by weight.

Particle size: under about 200 microns and preferably under about 100 microns, more preferably from about 20 to about 60 microns.

[0027] When the particle diameter is within the above-mentioned range, the composition swells rapidly in the oral cavity. Low-substituted hydroxypropyl cellulose is described in detail on pages C-3262 to C-3265 of Handbook for

Japanese Pharmacopoeia, 15th Edition, which is incorporated herein by reference. The hydroxypropoxy group content can be determined according to the method described therein.

[0028] Preferred L-HPC includes LH-21, LH-31 and LH-B1 available from Shin-Etsu Chemical Co., Ltd., Tokyo, Japan. More preferred L-HPC includes LH-31. Combinations of these preferred L-HPC ingredients or of any of the noted water-insoluble and water-swelling polymers can be used.

[0029] Other water-insoluble and water-swelling polymers that may be used in the practice of the present invention include croscarmellose sodium, calcium carboxymethyl cellulose and agar, as described below.

Croscarmellose sodium

[0030] Croscarmellose sodium, which may also be referred to by the chemical name, cellulose, carboxymethyl ether, sodium salt, crosslinked (CAS 74811-65-7), is insoluble in water, although it swells to 4-8 times its original volume on contact with water. Croscarmellose sodium is commercially available under the trademark of Ac-Di-Sol (FMC BioPolymer, Newark, DE, USA), Primellose (DMV International GmbH, Veghel, The Netherlands) and Kiccolate (Asahi Kasei Chemicals Corp. Tokyo, Japan).

Calcium carboxymethyl cellulose

[0031] Calcium carboxymethyl cellulose, which may also be referred to by the chemical name, cellulose, carboxymethyl ether, calcium salt (CAS 9050-04-8), is insoluble in water, but swells to twice its volume on contact with water to form suspension. Calcium carboxymethyl cellulose is commercially available under the trademark of ECG 505 (Nichirin Chemical Industries Ltd., Hyogo, Japan)

Agar

[0032] Agar is a biopolymer found in the cell walls of several species of seaweeds, such as *Gelidium amansii*, *Gracilaria verrucosa*, *Pterocladia capillacea*, *Ahnfeltia plicata*, *Gracilaria gigas*, etc. Agar is thought to have structural functionality, as well as ion exchange and membrane dialysis functionality. Agar is a biopolymer found in the cell walls of seaweed, and is thought to have a structural functionality, as well as ion exchange and membrane dialysis functionality. Agar is a mixture of a neutral dominating polysaccharide called "agarose" and a charged polymer called "agaropectin". The agarose skeleton contains as a basic unit agarobiose or neo-agarobiose, which are composed of alternating a D-galactopyranose unit and a 3,6-anhydro-L-galactopyranose unit that are bonded to each other in such a manner that the 1-position of D-galactopyranose is beta-bonded to the 4-position of 3,6-anhydro-L-galactopyranose and the 3-position of D-galactopyranose is alpha-bonded to the 1-position of 3,6-anhydro-L-galactopyranose.

[0033] The agaropectin has the same repeating units as agarose but approximately every tenth D-galactopyranose subunit occurs a substituted sulfate, methyl, pyruvic or acetyl functional group. Agar is commercially available and easily attainable. Agar has long been used, for example, as a food ingredient and is also currently used in the biochemical industry. Agar is insoluble in cold water, swells, and is soluble in boiling water.

[0034] In the present invention, agar with a high molecular weight is preferably used. More specifically, agar with a weight average molecular weight of about 400, 000 or higher, more preferably about 400,000 to about 1,000,000, and still more preferably about 700,000 to about 800,000 is desirable. When the molecular weight of the agar used is within this range, the denture fixative composition will have enhanced adhesiveness.

[0035] The substituent of 3, 6-anhydro-L-galactopyranose in the agar is preferably a sulfuric acid group. When hydroxyl groups of the agar are substituted by sulfuric acid groups, the denture fixative composition will have enhanced hydrophilicity and thus an enhanced swelling property.

[0036] Although general agar, which does not completely dissolve unless it is kept in hot water at around 100°C for about 5 to about 10 minutes, can also be used in the invention, agar that dissolves in water at a relatively low temperature, i.e., highly water-soluble agar, is preferably used. Such highly water-soluble agar dissolves at a temperature lower than around 100°C. For example, it completely dissolves in water at 70 to 90°C. The highly water-soluble agar preferably has a solubility of 70% or higher, more preferably 80% or higher, and still more preferably 90% or higher, at 80°C in the solubility tests described below. The highly water-soluble agar is commercially available. Examples of highly water-soluble agar usable in the invention include such products as UP-16K, UP-26K UP-37, UP-37K and UZ-5K manufactured by Ina Food Industry Co., Ltd.

[0037] In the solubility tests, agar is dispersed in water at a concentration of 1.5 wt% and heated to a desired temperature. After the solution has been maintained for 10 minutes, it is cooled to 10°C with water until the agar gels, and then the gel strength is measured. The aforementioned solubility is defined as the ratio between the gel strength of the agar heated to the desired temperature and the gel strength of the agar that has been completely dissolved by heating to 100°C. The agar gel strength can be typically measured by the *Nikkansui* method. In this method, an aqueous solution

containing 1.5wt% agar is first prepared. The solution is then left standing at 20°C for 15 hours to set the gel. The gel strength is determined, using a rheometer or the like, by measuring the maximum weight that the gel surface can withstand per 1 cm² for 20 seconds.

[0038] Agar is usually prepared by boiling the raw material algae with a small amount of sulfuric acid in water at about 100°C to obtain a hot water extract in the form of a sol, then cooling to solidify the extract, and drying. Although agar prepared by such an ordinary production process can be used as the agar in the present invention, agar alternatively obtained by a process not containing the step of cooling to solidify, more specifically, a process comprising directly drying a hot water extract in the form of a sol by means of drum drying, spray drying, etc., without solidifying to a gel can also be used. The above-mentioned highly water-soluble agar is obtained typically by this production process. Highly water-soluble agar is preferable because it enhances the swelling properties of denture fixatives at the temperature of use in the oral cavity. Such an alternative production process is disclosed in Examined Patent Publication No.1988-5053, etc., and this process disclosed in these publications is preferable for producing highly water-soluble agar.

[0039] The water-insoluble and water-swelling polymers should comprise from about 1 to about 60%, preferably about 2 to about 30%, and yet more preferably from about 1 to about 13% by weight of the denture adhesive composition. Most preferably, the water-insoluble and water-swelling polymers will comprise about 4 to about 7% by weight of the denture adhesive composition.

[0040] The most preferable water-insoluble and water-swelling polymer is obtained by combining L-HPC and agar. A denture fixative composition containing both of these components not only has a high maximum adhesiveness but is also exhibits excellent storage stability. It is believed that the maximum adhesiveness is mainly derived from the L-HPC, and the storage stability is mainly derived from the agar.

Ingredient c: Additional adhesive materials

[0041] The additional adhesive materials will be chosen from the following: natural gums, synthetic polymeric gums, karaya gum, guar gum, gelatin, algin, sodiualginate, tragacanth, chitosan, polyethylene glycol, acrylamide polymers, carboxyvinyl polymers (e.g., carboxypol), polyvinyl alcohol, polyvinylpyrrolidone, cellulose derivatives and mixtures thereof. Alternatively, the additional adhesive materials may be chosen from the following: methyl cellulose, sodium carboxymethyl cellulose, hydroxyethyl cellulose, hydroxypropyl cellulose, hydroxyl propylmethyl cellulose, carboxymethyl cellulose, and mixtures thereof.

[0042] Among the above additional adhesive materials, sodium carboxymethyl cellulose is currently preferred. This material is a powder that when moistened becomes hydrated and tacky or gummy thereby providing additional adhesive functionality to the dental adhesive composition. The carboxymethyl cellulose gums are water-soluble, anionic long chain polymers whose properties vary to some extent depending on the number of carboxymethyl groups that are substituted per anhydroglucose unit in each cellulose molecule. Combinations of different water-soluble adhesive polymers can be used.

[0043] The additional adhesive materials should comprise from about 1 to about 35%, preferably from about 10 to about 30%, and yet more preferably from about 19 to about 22% by weight of the dental adhesive composition.

[0044] Dental fixative creams may include as additional ingredients emollients such as petroleum jelly, mineral oil and other hydrocarbons suitable for use as emollients. The emollients may be present in the fixative composition at a level of from about 10 to about 50% by weight of the composition.

[0045] The fixative composition may also include silicon dioxide at a level of about 0.1 to about 9.0% by weight of the composition. It may also include flavorants, colorants, preservatives, and mixtures thereof, as desired.

[0046] Finally, the denture fixative composition may include a therapeutic component selected from the group consisting of medically acceptable anti-bacterial agents, anti-fungal agents, anti-inflammatory agents and mixtures thereof.

Figure 1 is a diagrammatic representation of the adhesive strength test apparatus used in Example 2 of the application; Figure 2 is a graph comparing the adhesiveness over time of a base formulation free of water-insoluble and water-swelling polymer to three test formulations containing different L-HPC products and a second base formulation containing water soluble hydroxypropyl cellulose;

Figure 3 is a graph providing a comparison of the adhesiveness over time of a base formulation free of water-insoluble and water-swelling polymer to four formulations containing two different croscarmellose sodium and agar; Figure 4 is a graph in which compositions of the present of invention containing L-HPC and croscarmellose sodium were compared with the commercially available products;

Figure 5 is a graph of adhesiveness vs. time for a series of test formulations with varying levels of L-HPC.

[0047] The following Examples are given to illustrate the present invention, and are not intended to limit the scope of the invention.

[0048] The materials used in the Examples are as follows.

EP 1 803 788 A1

Ingredient a

·Gantrez MS-955: salt of methyl vinyl ether-maleic anhydride copolymer (Na/Ca)

5 Ingredient b

· L-HPC: product of Shin-Etsu Chemical Co., Ltd.; details shown below:

[0049]

Table 1

L-HPC		
Grade	Average particle diameter	Particle form
LH-31	20 μ	Fine powder
LH-21	40 μ	Fiber
LH-B1	50 μ	Heavy, non-fiber

·Croscarmellose sodium: "Ac-Di-Sol", "Primellose", "Kiccolate"

·Calcium carboxymethyl cellulose: "ECG 505"

·Agar-1: "Yamato" manufactured by Ina Food Industry Co. , Ltd. , having a weight average molecular weight of 700,000 to 800,000

Agar-2: "UP-37" manufactured by Ina Food Industry Co., Ltd., having a solubility of 90% or higher at 80°C.

Ingredient c

[0050]

·Sodium carboxymethyl cellulose

·HPC: product of Sigma-Aldrich, in which the average number of moles of substituents is 3.8 per glucose residue (3.4 to 3.8 in the product specifications)

Other ingredients

[0051]

·Mineral oil-1: medium viscosity [viscosity (40°C, ASTM D445) of 65.0/70.0]

·Mineral oil-2: low viscosity [viscosity (40°C, ASTM D445) of 34.9/37.3]

·White petrolatum jelly-1: consistency (ASTM D937) of 195/230

·White petrolatum jelly-2: consistency (ASTM D937) of 180/210

·White petrolatum jelly-3: consistency (ASTM D937) of 210/240

·Silicon dioxide

·Coloring agent: FD&C Color #3

·Flavor

·Preservative: propyl paraben

Example 1

[0052] As shown in Tables 2 to 4 below, paste-form denture fixative compositions that contained ingredients **a** and **c** but did not contain ingredient **b** (Formulations **#1** and **#2**; comparative examples) and paste-form denture fixative compositions containing ingredients **a**, **b** and **c** (Formulations **#3** to **#14**; present invention) were prepared in a standard manner, and the adhesive strength of these formulations was measured. The unit for the numbers in the tables is wt. %. The adhesive strength of commercially available denture fixative compositions A and B shown in Table 5 below was also measured in addition to the formulations of Tables 2 to 4 above. Figures 2 to 5 show the measurement results.

EP 1 803 788 A1

Table 2

Experimental Composition Components	Formulation No.				
	#1	#2	#3	#4	#5
Gantrez MS-955	31.5	29.5	29.5	29.5	29.5
Sodium carboxymethyl cellulose	22.0	20.5	20.5	20.5	20.5
Mineral Oil-1	24.0	22.5	22.5	22.5	22.5
White petroleum jelly-1	22.0	20.5	20.5	20.5	20.5
Silicon dioxide	0.5	0.5	0.5	0.5	0.5
Hydroxypropyl cellulose (Avg. Mw. 100,000)		6.5			
L-HPC (LH-21)			6.5		
L-HPC (LH-31)				6.5	
L-HPC (LH-B1)					6.5
Total	100	100	100	100	100
Maximum adhesive strength (N)	29.0	24.8	38.8	38.5	41.2

Table 3

Experimental Composition Components	Formulation No.			
	#6	#7	#8	#9
Gantrez MS-955	29.5	29.5	29.5	29.5
Sodium carboxymethyl cellulose	20.5	20.5	20.5	20.5
Mineral Oil-1	22.5	22.5	22.5	22.5
White petroleum jelly-1	20.5	20.5	20.5	20.5
Silicon dioxide	0.5	0.5	0.5	0.5
Croscarmellose sodium (Ac-Di-Sol)	6.5			
Croscarmellose sodium (Primellose)		6.5		
Croscarmellose sodium (Kiccloate)			6.5	
Agar-1				6.5
Total	100	100	100	100
Maximum adhesive strength (N)	34.5	30.4	34.6	33.0

Table 4

Experimental Composition Components	Formulation No.				
	#10	#11	#12	#13	#14
Gantrez MS-955	30.54	30.00	29.50	28.64	27.39
Sodium carboxymethyl cellulose	21.34	20.95	20.50	20.02	19.12
Mineral Oil-1	23.28	22.85	22.50	21.82	20.87
White petroleum jelly-1	21.34	20.95	20.50	20.02	19.12
Silicon dioxide	0.50	0.50	0.50	0.50	0.50
L-HPC (LH-31)	3.00	4.75	6.50	9.00	13.00

EP 1 803 788 A1

(continued)

Experimental Composition Components	Formulation No.				
	#10	#11	#12	#13	#14
Total	100	100	100	100	100
Maximum adhesive strength (N)	36.1	38.0	38.5	35.7	38.2

Table 5

Product	Commercially-Available Composition	Maximum adhesive strength (N)
A	Fixodent Original (P&G)	23.9
B	Super Polygrip Original (GSK)	24.9

[0053] The adhesive strength of Formulations #1-14 was evaluated using a Tinius Olsen multipurpose test stand 10 with an upper rod 12 and lower sample plate 14 arranged as illustrated in Figure 1. The rod and sample plate were suspended as shown in a water bath 16 maintained at a temperature of about 37°C. Both the rod and the sample plate were made of polymethyl methacrylate, which is a common denture base material. The diameter of the rod was 20 ± 0.5 mm. The circular lower sample plate had a holding area 20 about 22 ± 1 mm in diameter and a depth of 0.5 ± 0.1 mm.

[0054] The adhesive strength of the samples was measured by:

- a. first filling the holding area with the test composition with any excess material being removed.
- b. Both the upper rod and the filled lower plate were then attached to the Tinius Olsen multipurpose test stand.
- c. The upper rod was advanced to a depth of 0.25 mm below the surface of the test material in the lower sample plate.
- d. The filled lower sample plate with the penetrating rod was placed in the 37°C water bath to soak the entire sample area.
- e. At the end of about five minutes, the upper rod was withdrawn from the sample of a rate of 0.5 mm per minute. A first adhesive force was registered by the Tinius Olsen gauge and recorded.
- f. Immediately following the recordal of Tinius Olsen gauge reading, the upper rod was placed in the same position at a depth of 0.25 mm below the surface of the test material in the lower sample plate, while the sample was continuously hydrated.
- g. The penetration and decompression (pulling) and associated Tinius Olsen gauge readings were taken until the readings approached zero force.
- h. The readings of the entire cycle were recorded and plotted graphically in Figures 2-5.

Example 2

[0055] As shown in Table 6 below, Formulations #L1 to #L4 containing various proportions of L-HPC, and Formulation #1 used in Example 1, were prepared, and the adhesive strength of these formulations was measured by following the procedure in Example 1. Table 6 shows the measured maximum adhesive strength. The maximum adhesive strength of Formulation #1 is 29.0 N.

Table 6

Experimental Composition Components	Formulation No.			
	#L1	#L2	#L3	#L4
Gantrez MS-955	30.54	29.14	28.64	27.39
Sodium carboxymethyl cellulose	21.34	20.34	20.02	19.12
Mineral Oil-1	23.28	22.18	21.82	20.87
White petroleum jelly-1	21.34	20.34	20.02	19.12
Silicon dioxide	0.50	0.50	0.50	0.50
L-HPC (LH-31)	3.00	6.50	9.00	13.00

EP 1 803 788 A1

(continued)

Experimental Composition Components	Formulation No.			
	#L1	#L2	#L3	#L4
Total	100	100	100	100
Maximum adhesive strength (N)	36.1	38.5	35.7	38.2

[0056] The maximum adhesive strength of Formulations **#L1** to **#L4**, which contains L-HPC, are clearly higher than that of Formulation **#1**.

Example 3

[0057] As shown in Table 7 below, Formulations **#A1** to **#A5** containing various proportions of agar and Formulation **#1** used in Example 1 were prepared, and the adhesive strength of these formulations was measured by following the procedure in Example 1. Table 7 shows the measured maximum adhesive strength. The maximum adhesive strength of Formulation **#1** is 29.0 N.

Table 7

Experimental Composition Components	Formulation No.				
	#A1	#A2	#A3	#A4	#A5
Gantrez MS-955	30.54	29.50	29.14	28.64	27.39
Sodium carboxymethyl cellulose	21.34	20.50	20.34	20.02	19.12
Mineral Oil-1	23.28	22.50	22.18	21.82	20.87
White petroleum jelly-1	21.34	20.50	20.34	20.02	19.12
Silicon dioxide	0.50	0.50	0.50	0.50	0.50
Agar	3.00	6.50	7.50	9.00	13.00
Total	100	100	100	100	100
Maximum adhesive strength (N)	33.7	32.8	35.2	30.8	32.0

Example 4

[0058] As shown in Table 8, Formulations **#LA1** to **#LA3** containing various proportions of L-HPC and various proportions of agar and Formulation **#1** used in Example 1 were prepared, and the adhesive strength of these formulations was measured by following the procedure in Example 1. Table 8 shows the measured maximum adhesive strength. The maximum adhesive strength of Formulation **#1** is 29.0 N.

[0059] Further, about 30 g each of the formulations was packed into the tubes described below and stored for days to evaluate the ease of squeezing out the formulations. The evaluation was conducted by holding each tube in the right hand, and pressing the tube between the thumb and forefinger of the right hand to squeeze the formulation out of the tube. The evaluation scale is given below. Table 8 shows the evaluation results.

Table 8

Experimental Composition Components	Formulation No.		
	#LA1	#LA2	#LA3
Gantrez MS-955	30.00	29.00	28.50
Sodium carboxymethyl cellulose	20.75	20.25	19.75
Mineral Oil-1	22.00	22.00	21.50
White petroleum jelly-1	20.75	20.25	19.75
Silicon dioxide	0.50	0.50	0.50

EP 1 803 788 A1

(continued)

5
10
15

Experimental Composition Components	Formulation No.		
	#LA1	#LA2	#LA3
L-HPC (LH-31)	2.50	4.50	6.50
Agar-1	3.00	3.00	3.00
FD&C Color #3	0.05	0.05	0.05
Flavor	0.40	0.40	0.40
Preservative (propyl paraben)	0.05	0.05	0.05
Total	100	100	100
Maximum adhesion strength (N)	31.8	31.9	37.6
Squeezing ease	A	A	A

<Evaluation of squeezing ease>

20
25
30

[0060]

Tubes used: Product of Cebal Americas
 Tube diameter: 0.75 in.
 Tube length: 3.5 in.
 Tube outlet diameter: 0.172 in.
 Amount of formulation in each tube: about 30 g
 Test temperature: room temperature (about 20 to 25°C)
 Evaluation scale:

- A/easily squeezed out with little force
- B/easily squeezed out with moderate force
- C/required considerable force to squeeze out
- D/difficult to squeeze out (solidified)

35
40

[0061] Formulations #LA1 to #LA3 contained a coloring agent, flavor and preservative, in addition to L-HPC and agar. Therefore, these formulations are likely to have lower maximum adhesive strength than Formulation #1. Formulations #LA1 to #LA3 nevertheless showed a considerably higher maximum adhesive strength than Formulation #1. Further, despite the high maximum adhesive strength, Formulations #LA1 to #LA3 were unlikely to solidify and exhibited excellent storage stability as a product.

Example 5

45

[0062] As shown in Table 9 below, paste-form denture compositions (Formulations #LA4 to #LA7) were prepared by following the procedure in Example 1 and varying the ingredients.

Table 9

50
55

Experimental Composition Components	Formulation No.			
	#LA4	#LA5	#LA6	#LA7
Gantrez MS-955	28.52	28.52	28.52	28.52
Sodium carboxymethyl cellulose	19.75	19.75	19.75	19.75
Mineral Oil-1 (Moderate viscosity)		21.50	21.50	21.50
Mineral Oil-2 (Low viscosity)	21.50			
White petroleum jelly-1			19.75	
White petroleum jelly-2		19.75		19.75

EP 1 803 788 A1

(continued)

Experimental Composition Components	Formulation No.			
	#LA4	#LA5	#LA6	#LA7
White petroleum jelly-3	19.75			
Silicon dioxide	0.50	0.50	0.50	0.50
L-HPC (LH-31)	6.50	6.50		6.50
L-HPC (LH-B1)			6.50	
Agar-1	3.00	3.00	3.00	
Agar-2				3.00
FD&C Color #3	0.03	0.03	0.03	0.03
Flavor	0.40	0.40	0.40	0.40
Preservative (propyl paraben)	0.05	0.05	0.05	0.05
Total	100	100	100	100

Example 6

[0063] The maximum adhesive strength of paste-form denture fixatives including Products **A** and **B** mentioned above were measured by following the procedure of Example 1. Table 10 shows the results. Table 10 also shows, for comparison, the maximum adhesive strength of Formulation **#1** and Formulations **#L2** (containing 6.5 % L-HPC), **#A2** (containing 6.5% agar) and **#LA3** (containing 6.5% L-HPC and 3% agar) according to the present invention.

Table 10

Formulation No. or Product	Maximum adhesion strength (N)
#1	29.0
#L2	38.5
#A2	32.8
#LA3	37.6
A	23.9
B	24.9
C	24.4
D	17.5
E	26.4
F	24.3
G	21.0
H	17.2

Example 7

[0064] Denture fixative compositions were prepared in a standard manner using Formulations **#PO1** to **#PO3** (powdery denture fixatives shown in Tables 11 and 12 below), Formulation **#PA1** (paste-form denture fixative), and Formulations **#GO1** to **#GO3** (granular denture fixatives).

EP 1 803 788 A1

Table 11

Experimental Composition Components	Formulation No.			
	#PO1	#PO2	#PO3	#PA1
Gantrez MS-955	40.0	40.0	40.0	29.5
Sodium carboxymethyl cellulose	52.5	52.5	52.5	20.5
L-HPC (LH-31)	6.5		4.5	
Agar-1		6.5	2.0	
Calcium carboxymethyl cellulose (ECG505)				6.5
Mineral Oil-1				22.5
White petroleum jelly-1				20.5
Silicon dioxide				0.5
Flavor	1.0	1.0	1.0	
Total	100	100	100	100

Table 12

Experimental Composition Components	Formulation No.		
	#G1	#G2	#G3
Gantrez MS-955	35.0	35.0	35.0
Sodium carboxymethyl cellulose	46.5	46.5	46.5
L-HPC (LH-31)	6.5		4.5
Agar-1		6.5	2.0
White petroleum jelly-1	11.0	11.0	11.0
Flavor	1.0	1.0	1.0
Total	100	100	100

[0065] We turn now to a discussion of the test results as reflected in Figures 2-5.

Figure 2

[0066] This Figure provides a comparison of the adhesiveness over time of a base composition (Formulation #1) free of water-insoluble and water-swelling polymer to test compositions using three different L-HPC products (Formulations #3, #4 and #5) and a second base formulation containing water soluble hydroxypropyl cellulose (Formulation #2) as a reference. As can be seen from the graph of adhesive force vs. time of this Figure, the formulations containing L-HPC generally have markedly higher adhesiveness overall and the superior adhesiveness is maintained over time.

Figure 3

[0067] The graph in this Figure provides a comparison of the adhesiveness over time of a base composition (Formulation #1) free of water-insoluble and water-swelling polymer to five test compositions containing different croscarmellose sodium products (Formulations #6, #7 and #8), and agar (Formulation #9). As can be seen from the graph of adhesive force vs. time of this Figure, the formulations containing croscarmellose sodium and agar generally have better maximum adhesiveness and comparable adhesiveness over time to the base formulation free of water-insoluble and water-swelling polymer.

Figure 4

[0068] In this Figure, compositions of the present of invention containing L-HPC (Formulation #4) and croscarmellose sodium (Formulation #6) were compared with the commercially available compositions, Product-A and Product-B. The results obtained demonstrate that the compositions of the present invention have substantially greater maximum adhesiveness than any of the commercial products tested and also superior adhesiveness over time as compared to Product-A and Product-B.

Figure 5

[0069] The graph in this Figure reports adhesiveness vs. time for a series of test formulations with varying levels of L-HPC. The test results show generally substantially superior adhesiveness for all of the formulations containing insoluble swelling polymers, in comparison to formulations without insoluble swelling polymers. Additionally, Formulation #14 showed superior early adhesiveness, Formulations #12 showed superior maximum adhesiveness, and all of the formulations containing L-HPC showed superior adhesiveness over time in comparison to the formulation free of water-insoluble and water-swelling polymer.

[0070] If desired, denture fixatives in the forms of liquids, powders, aerosols, and even liners or adhesive-like strips may be formulated using compositions as set forth above, substituting appropriate types and levels of the adjunct ingredients required to formulate such compositions. The identity and appropriate levels of these ingredients are well-recognized by those skilled in the art.

[0071] Recitation of ranges of values herein are merely intended to serve as a shorthand method of referring individually to each separate value falling within the range, unless otherwise indicated herein, and each separate value is incorporated into the specification as if it were individually recited herein. All methods described herein can be performed in any suitable order unless otherwise indicated herein or otherwise clearly contradicted by context. The use of any and all examples, or exemplary language (e.g., "such as") provided herein, is intended merely to better illuminate the invention and does not pose a limitation on the scope of the invention unless otherwise claimed. No language in the specification should be construed as indicating any non-claimed element as essential to the practice of the invention.

[0072] Preferred embodiments of this invention are described herein, including the best mode known to the inventors for carrying out the invention. It should be understood that the illustrated embodiments are exemplary only, and should not be taken as limiting the scope of the invention.

Claims

1. A denture fixative composition comprising:

- a. at least one copolymer selected from the group consisting of lower alkyl vinyl ether-maleic anhydride copolymer and derivative thereof;
- b. at least one water-insoluble and water-swelling polymer; and
- c. at least one additional adhesive material selected from the group consisting of natural gums, synthetic polymeric gums, karaya gum, guar gum, gelatin, algin, sodium alginate, tragacanth, chitosan, polyethylene glycol, acrylamide polymers, carboxyvinyl polymer, polyvinyl alcohol, polyvinylpyrrolidone, cellulose derivatives and mixtures thereof.

2. The denture fixative composition of claim 1 wherein the water-insoluble and water-swelling polymer is present at a level from about 1 to about 60% by weight of the denture fixative composition.

3. The denture fixative composition of claims 1 or 2 wherein the additional adhesive material is at least one cellulose derivative selected from the group consisting of methyl cellulose, sodium carboxymethyl cellulose, hydroxyethyl cellulose, hydroxypropyl cellulose, hydroxypropyl methyl cellulose, carboxymethyl cellulose, and mixtures thereof.

4. The denture fixative composition of any one of claims 1 to 3 wherein the additional adhesive material is sodium carboxymethyl cellulose.

5. The denture fixative composition of any one of claims 1 to 4 where in the additional adhesive material is present at a level of from about 1 to about 35% by weight of the denture fixative composition.

6. The denture fixative composition of any one of claims 1 to 5 wherein the water-insoluble and water-swelling polymer

is water-insoluble at ambient temperature.

- 5 7. The denture fixative composition of any one of claims 1 to 6 wherein the water-insoluble and water-swelling polymer is at least one polymer selected from the group consisting of low-substituted hydroxypropyl cellulose, croscarmellose sodium, calcium carboxymethyl cellulose, agar and mixtures thereof.
8. The denture fixative composition of any one of claims 1 to 7 wherein the water-insoluble and water-swelling polymer has a particle size under about 200 microns.
- 10 9. The denture fixative composition of any one of claims 1 to 8 wherein the water-insoluble and water-swelling polymer is low-substituted hydroxypropyl cellulose.
10. The denture fixative composition of claim 9 wherein the water-insoluble and water-swelling polymer is a low-substituted hydroxypropyl cellulose having a hydroxypropyl content of about 5.0 to about 16.0%.
- 15 11. The denture fixative composition of claim 9 wherein the water-insoluble and water-swelling polymer is a low-substituted hydroxypropyl cellulose having a hydroxypropyl content of about 10.0 to about 12.9%.
12. The denture fixative composition of any one of claims 1 to 6 and 8 wherein the water-insoluble and water-swelling polymer is agar.
- 20 13. The denture fixative composition of claim 12 wherein the water-insoluble and water-swelling polymer is an agar having a weight average molecular weight of about 400,000 or more.
- 25 14. The denture fixative composition of claim 12 wherein the water-insoluble and water-swelling polymer is agar having a weight average molecular weight from about 700,000 to about 800,000.
- 30 15. The denture fixative composition of any one of claims 12 to 14 wherein the water-insoluble and water-swelling polymer is an agar whose solubility measured by dissolving the agar at a concentration of 1.5 wt.% in 80°C water is 70% or more.
- 35 16. The denture fixative composition of any one of claims 1 to 15 wherein the water-insoluble and water-swelling polymer is present at a level of from about 1 to about 30% by weight of the denture fixative composition.
- 40 17. The denture fixative composition of any one of claims 1 to 16 wherein the lower alkyl vinyl ether-maleic anhydride copolymer or a derivative comprises at least one cationic ion selected from the group consisting of monovalent, bivalent, trivalent cations and mixtures thereof.
- 45 18. The denture fixative composition of claim 17 wherein the cationic ion is at least one ion selected from the group consisting of calcium, sodium, and mixtures thereof.
19. The denture fixative composition of any one of claims 1 to 18 wherein the lower alkyl vinyl ether-maleic anhydride copolymer or a derivative thereof is present at a level of from about 10 to about 55% by weight of the denture fixative composition.
- 50 20. The denture fixative composition of any one of claims 1 to 19 further including an emollient at a level of from about 10 to about 50% by weight of the denture fixative composition.
21. The denture fixative composition of claim 20 wherein the emollient is at least one material selected from the group consisting of petroleum jelly, mineral oil, other types of hydrocarbons and mixtures thereof.
- 55 22. The denture fixative composition of any one of claims 1 to 21 further including silicon dioxide at a level of from about 0.1 to about 9% by weight of the denture fixative composition.
23. The denture fixative composition of any one of claims 1 to 22 further including at least one component selected from the group consisting of flavorants, colorants, preservatives, and mixtures thereof.
24. The denture fixative composition of any one of claims 1 to 23 further including at least one therapeutic component

EP 1 803 788 A1

selected from the group consisting of medically acceptable anti-bacterial agents, anti-fungal agents, anti-inflammatory agents and mixtures thereof.

5

10

15

20

25

30

35

40

45

50

55

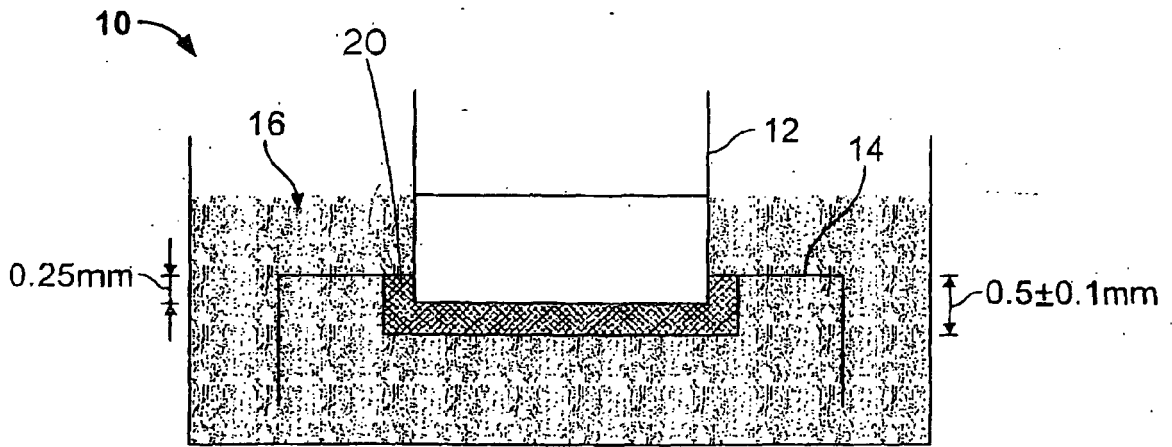


FIG. 1

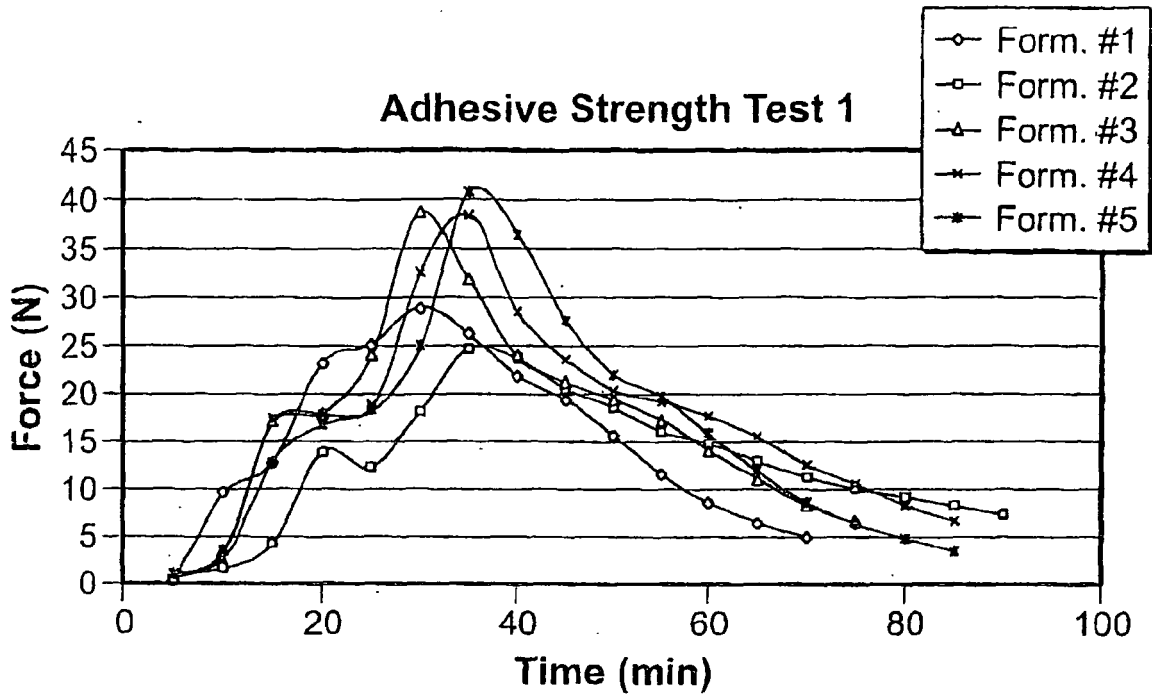


FIG. 2

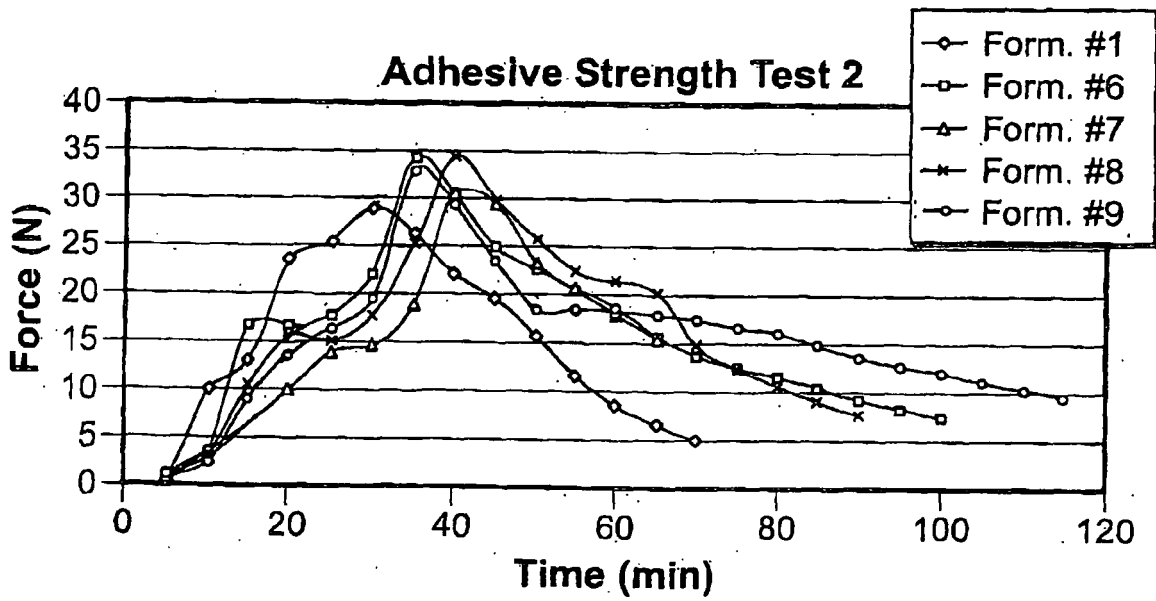


FIG. 3

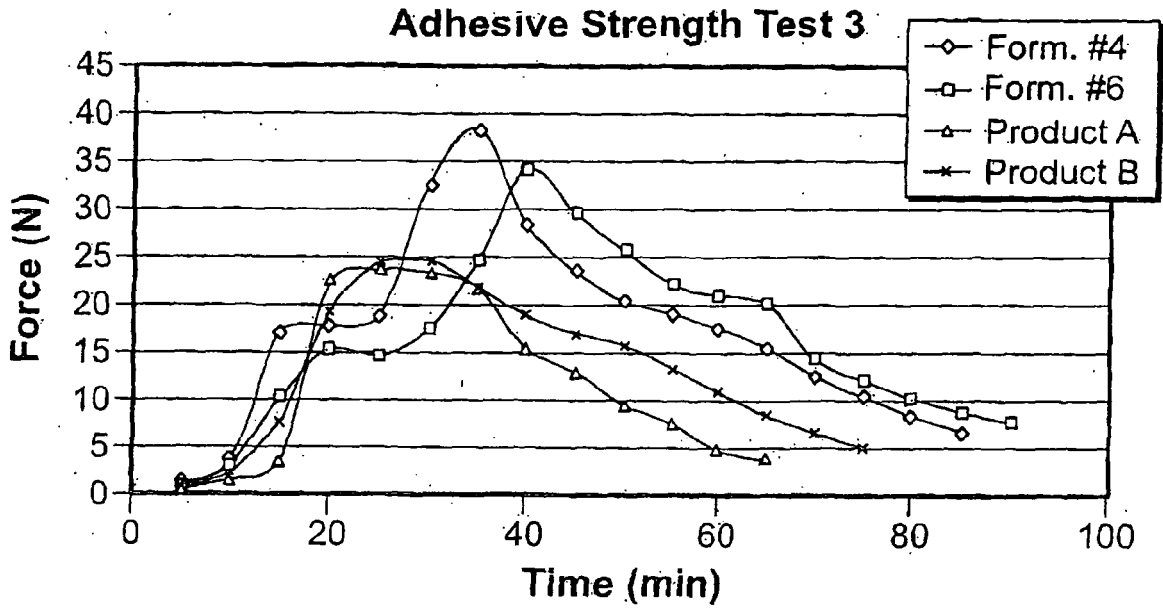


FIG. 4

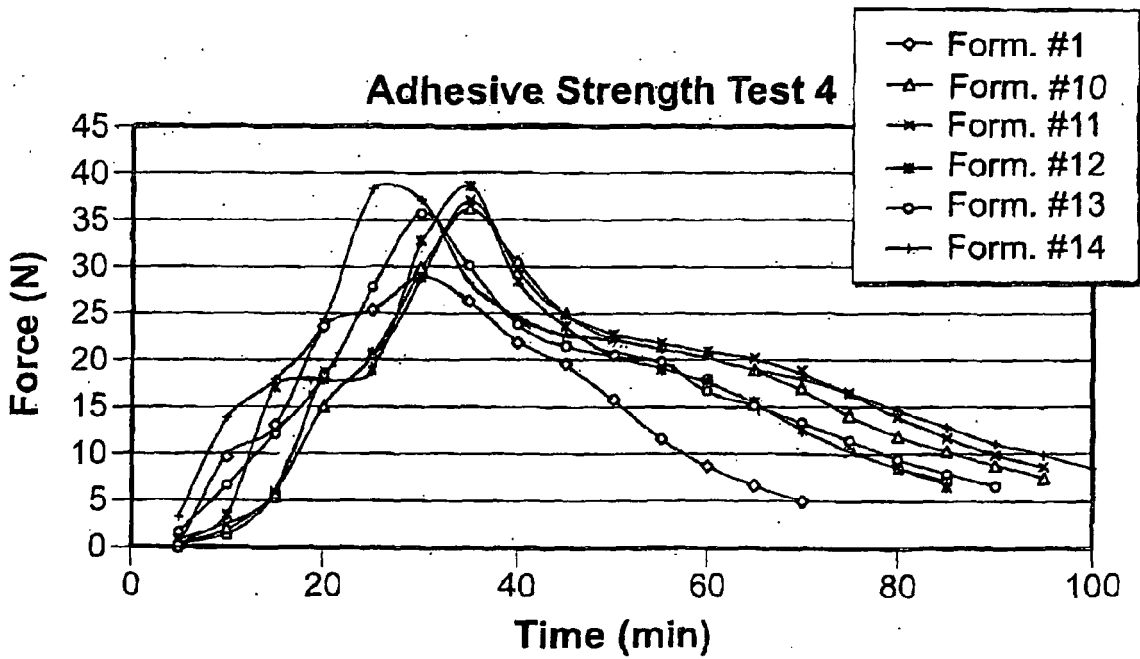


FIG. 5



European Patent
Office

PARTIAL EUROPEAN SEARCH REPORT

Application Number

which under Rule 45 of the European Patent Convention EP 06 02 6622 shall be considered, for the purposes of subsequent proceedings, as the European search report

DOCUMENTS CONSIDERED TO BE RELEVANT			
Category	Citation of document with indication, where appropriate, of relevant passages	Relevant to claim	CLASSIFICATION OF THE APPLICATION (IPC)
D,A	US 5 006 571 A (KUMAR LORI D [US] ET AL) 9 April 1991 (1991-04-09) * the whole document *	1-11, 16-24 1-8, 16-24	INV. C09J101/08
A	----- US 4 373 036 A (CHANG TIANG-SHING ET AL) 8 February 1983 (1983-02-08) * the whole document *	1-11, 16-24	
D,A	US 5 424 058 A (RAJALIAH JAYANTH [US] ET AL) 13 June 1995 (1995-06-13) * the whole document *	1-8, 12-24	TECHNICAL FIELDS SEARCHED (IPC) C09J
A	----- US 5 543 443 A (RAJALIAH JAYANTH [US] ET AL) 6 August 1996 (1996-08-06) * the whole document *	1-8, 12-24	
P,A	----- WO 2006/034239 A2 (UNIV IOWA RES FOUND [US]; LIN VICTOR SHANG-YI [US]; TREWYN BRIAN G [US]) 30 March 2006 (2006-03-30) * the whole document *	1-8, 16-24	
INCOMPLETE SEARCH			
The Search Division considers that the present application, or one or more of its claims, does/do not comply with the EPC to such an extent that a meaningful search into the state of the art cannot be carried out, or can only be carried out partially, for these claims.			
Claims searched completely :			
Claims searched incompletely :			
Claims not searched :			
Reason for the limitation of the search: see sheet C			
Place of search	Date of completion of the search	Examiner	
Munich	9 May 2007	Rouault, Yannick	
CATEGORY OF CITED DOCUMENTS			
<p>X : particularly relevant if taken alone Y : particularly relevant if combined with another document of the same category A : technological background O : non-written disclosure P : intermediate document</p> <p>T : theory or principle underlying the invention E : earlier patent document, but published on, or after the filing date D : document cited in the application L : document cited for other reasons & : member of the same patent family, corresponding document</p>			

4
EPO FORM 1503 03.82 (P04C07)



Claim(s) searched incompletely:
1-24

Reason for the limitation of the search:

The starting products of the method claimed in claim 1 are compounds b and c . The starting compounds are not clearly defined because there is a strong overlap between the compounds b and c :

- some of the compounds defined in b are included in c e.g. hydroxypropyl and carboxymethyl cellulose (see claims 3 and 7)
- the compounds b are mainly described by a property (water-insoluble and water-swelling polymer). Sodium carboxymethyl cellulose used in US5006571 has this property. In the examples of the present invention, this polymer is however used as a c compound.

This would require an equally unquantifiable and thus unreasonable amount of experimentation, imposing a severe and undue burden on all those wishing to ascertain the scope of the claim, which is not in compliance with the clarity requirement of Article 84 EPC. The non-compliance with the substantive provisions is to such an extent, that a meaningful search of the whole claimed subject-matter of the claim could not be carried out (Rule 45 EPC and Guidelines B-VIII, 3).

The extent of the search was consequently limited to the clearly defined b compounds.

**CLAIMS INCURRING FEES**

The present European patent application comprised at the time of filing more than ten claims.

- Only part of the claims have been paid within the prescribed time limit. The present European search report has been drawn up for the first ten claims and for those claims for which claims fees have been paid, namely claim(s):
- No claims fees have been paid within the prescribed time limit. The present European search report has been drawn up for the first ten claims.

LACK OF UNITY OF INVENTION

The Search Division considers that the present European patent application does not comply with the requirements of unity of invention and relates to several inventions or groups of inventions, namely:

see sheet B

- All further search fees have been paid within the fixed time limit. The present European search report has been drawn up for all claims.
- As all searchable claims could be searched without effort justifying an additional fee, the Search Division did not invite payment of any additional fee.
- Only part of the further search fees have been paid within the fixed time limit. The present European search report has been drawn up for those parts of the European patent application which relate to the inventions in respect of which search fees have been paid, namely claims:
- None of the further search fees have been paid within the fixed time limit. The present European search report has been drawn up for those parts of the European patent application which relate to the invention first mentioned in the claims, namely claims:



The Search Division considers that the present European patent application does not comply with the requirements of unity of invention and relates to several inventions or groups of inventions, namely:

1. claims: 1-11,16-24

A denture fixative composition according to claim 1 where
the compound b contains L-HPC

2. claims: 1-8,12-24

A denture fixative composition according to claim 1 where
the compound b contains agar

3. claims: 1-8,16-24

A denture fixative composition according to claim 1 where
the compound b contains croscarmellose sodium

4. claims: 1-8,16-24

A denture fixative composition according to claim 1 where
the compound b contains calcium carboxymethyl cellulose

**ANNEX TO THE EUROPEAN SEARCH REPORT
ON EUROPEAN PATENT APPLICATION NO.**

EP 06 02 6622

This annex lists the patent family members relating to the patent documents cited in the above-mentioned European search report. The members are as contained in the European Patent Office EDP file on The European Patent Office is in no way liable for these particulars which are merely given for the purpose of information.

09-05-2007

Patent document cited in search report		Publication date	Patent family member(s)	Publication date
US 5006571	A	09-04-1991	CA 2032823 A1 IT 1246342 B	22-06-1991 17-11-1994
US 4373036	A	08-02-1983	NONE	
US 5424058	A	13-06-1995	NONE	
US 5543443	A	06-08-1996	NONE	
WO 2006034239	A2	30-03-2006	NONE	

EPO FORM P0459

For more details about this annex : see Official Journal of the European Patent Office, No. 12/82

REFERENCES CITED IN THE DESCRIPTION

This list of references cited by the applicant is for the reader's convenience only. It does not form part of the European patent document. Even though great care has been taken in compiling the references, errors or omissions cannot be excluded and the EPO disclaims all liability in this regard.

Patent documents cited in the description

- US 3003988 A, D. P. Germann [0004]
- US 4373036 A, Tiang-Shing Chang [0004]
- US 5006571 A, Lori D. Kumar [0004]