

No. 826,590.

PATENTED JULY 24, 1906.

O. H. MILLER.
FOLDING BED.

APPLICATION FILED AUG. 10, 1905.

2 SHEETS—SHEET 1.

Fig. 1.

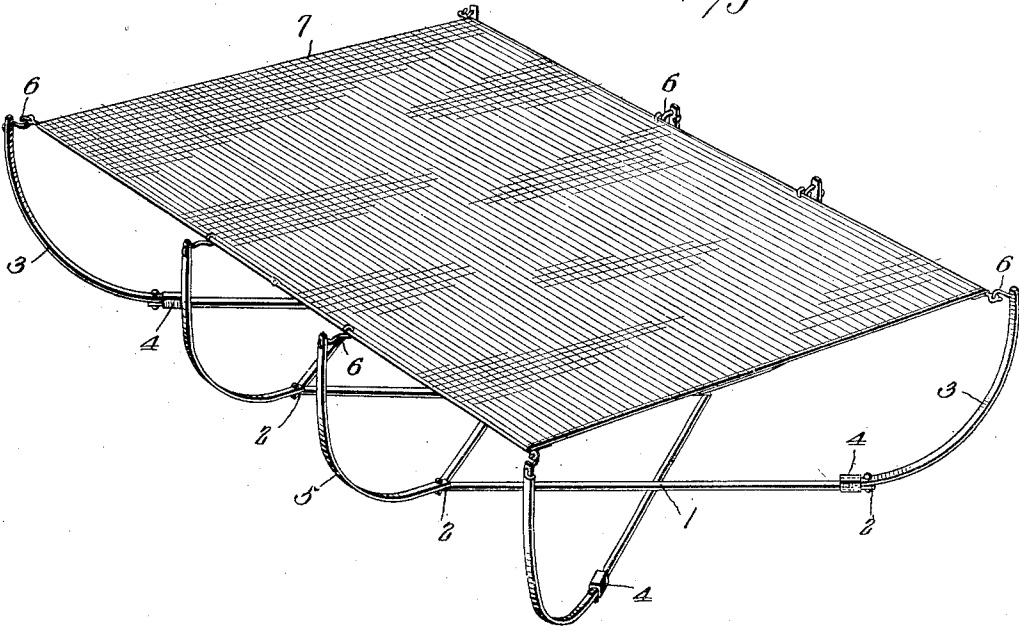


Fig. 3.

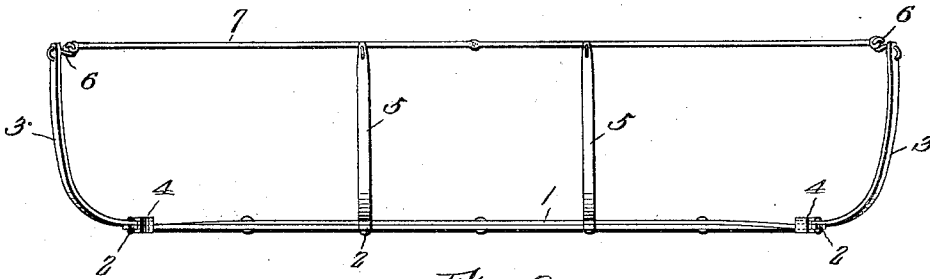
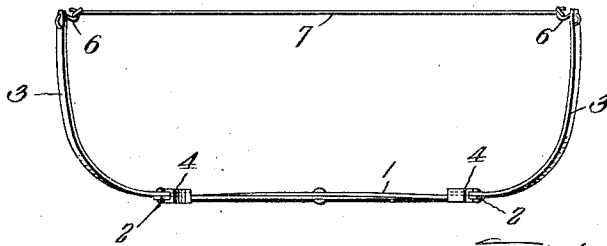


Fig. 2.



Inventor

Witnesses
Ed Panabaker.
A. A. Manning

Otis H. Miller
By Edwin S. Clarkson
Attorney


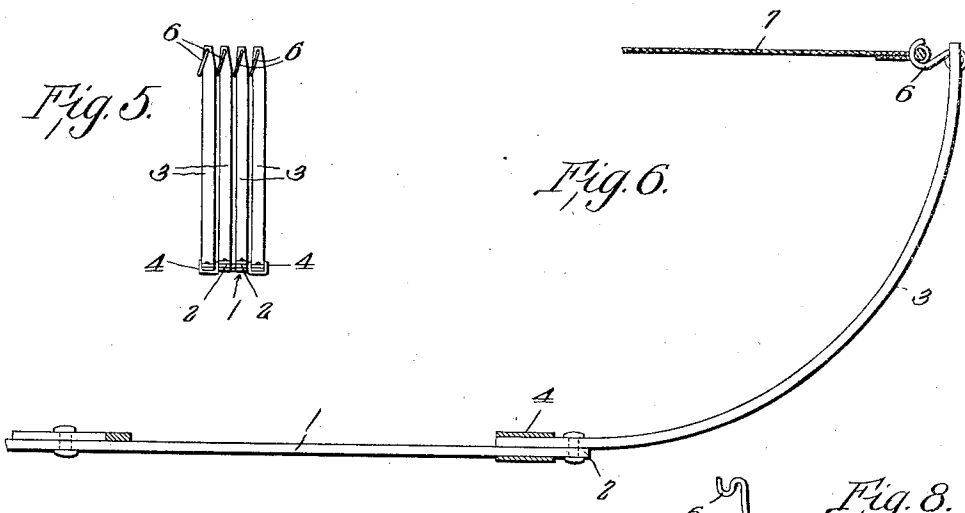
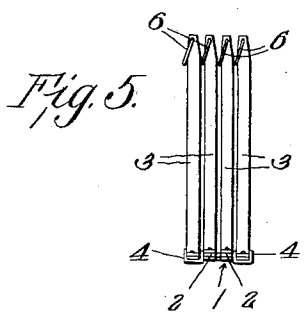
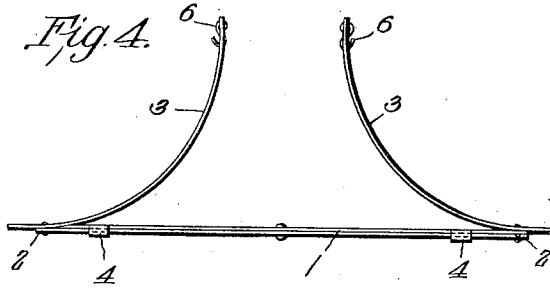
No. 826,590.

PATENTED JULY 24, 1906.

O. H. MILLER.
FOLDING BED.

APPLICATION FILED AUG. 10, 1905.

2 SHEETS—SHEET 2.



Witnesses
E. Panabaker.
A. A. Manning

Inventor
Otis B. Miller
By Edwin S. Clarkson
Attorney

UNITED STATES PATENT OFFICE.

OTIS H. MILLER, OF RIVERDALE, MARYLAND.

FOLDING BED.

No. 826,590.

Specification of Letters Patent.

Patented July 24, 1906.

Application filed August 10, 1905. Serial No. 273,552.

To all whom it may concern:

Be it known that I, OTIS H. MILLER, a citizen of the United States, residing at Riverdale, in the county of Prince George and State of Maryland, have invented certain new and useful Improvements in Folding Beds, of which the following is a specification.

My invention relates to beds generally, but more particularly to that class of beds known as "folding" beds, the object of which is to minimize space and facilitate transportation.

By my invention I am enabled to construct a folding bed, say, weighing two and one-half pounds, which is capable of sustaining the weight of a child weighing seventy-five pounds.

My invention consists of a folding base-frame from which project resilient standards, to the top of which I secure a suitable mattress.

In the drawings, Figure 1 is a perspective view of my improved bed. Fig. 2 is an end view of the same. Fig. 3 is a side elevation. Fig. 4 is an end elevation of the bed-frame folded. Fig. 5 is a side view of the same. Fig. 6 is a detail view. Fig. 7 is a detail view of the mattress.

1 represents the bottom of the bed-frame, constructed on the principle of the lazy-tong, having the ends 2, to each of which is pivoted a bow-shaped resilient standard 3, forming, substantially, a continuation of the ends 2.

4 is a slidable sleeve adapted to slide over the lower end of the standard 3, thereby embracing both the standard 3 and end 2, thus locking them against relative movement, as will readily be understood.

5 represents bow-shaped resilient standards secured pivotally to the outer joints of the lazy-tong bottom, as clearly shown in the drawings, said standards being of the same length and shape as the standards 3. The standards 5 when in extended position are at a right angle to the longest axis of the bed, while the standards 3 are in line with the ends 2 of the bottom, as clearly shown. The top of the standards are each provided with a hook 6, to be hereinafter referred to. If preferred, the top of the standard may be bent, as shown in Fig. 8, to provide a hook.

The mattress 7 is formed of any suitable material and is mounted upon a frame consisting of four stringers joined in pairs about

midway the length of the mattress, whereby they may be folded back upon each other. The outer ends of the stringers are bent to form an eye. The mattress 7 is suitably secured to the stringers and is supported thereby. After the bottom has been extended, the standards turned outward, and the sleeves 4 slipped over the lower ends of the standards 3 the eyes at the outer ends of the stringers are slipped over the hooks 6, after which the hooks on the other standards are fastened to the stringers, whereby the mattress is suspended through the hooks from the standards, and as they are of resilient material they provide a springy support for the mattress. In taking the bed down the mattress is disengaged from the hooks 6 and folded at the juncture of the stringers. The standards are then swung upon their pivots inward, whereupon the lazy-tong base is closed. When closed, the bed is of such small dimensions that it may readily be carried in one hand without inconvenience. For instance, a bed constructed according to my invention that will be thirty inches long and twenty inches wide when open folds to a package sixteen inches long, one and three-quarters inches wide, and six and one-half inches high, thus providing a portable bed for children at home or on a picnic.

A bed of proper size and constructed in accordance with my invention may readily be adopted for use in the army, thus providing the men with a clean, comfortable, and strong bed. It will also be found of considerable service in hospitals.

What I claim, and desire to secure by Letters Patent, is—

1. In a bed, the combination with a collapsible bottom, of vertical resilient standards pivotally secured thereto.

2. In a bed the combination with a lazy-tong bottom, of vertical resilient standards pivotally secured thereto.

3. In a bed the combination with a collapsible bottom, of vertical resilient standards pivotally secured thereto, and a mattress secured to said standards.

4. In a bed, the combination with a collapsible bottom, of vertical resilient standards pivotally secured thereto and means to lock said standards in an extended position.

5. In a bed the combination with a collapsible bottom, of vertical resilient stand-

ards pivotally secured to the bottom, hooks secured to the upper ends of said standards and a mattress secured to said hooks.

6. In a bed the combination with a lazy-tong bottom, vertical standards pivotally secured to the joints and free ends of said tong, a sleeve on the free ends of the tong adapted to slip over the end of the standards pivoted to the free ends, hooks secured to the upper
10 ends of said standards, and a folding mat-

tress adapted to be detachably secured to said hooks whereby it is suspended from said standards.

In testimony whereof I affix my signature in presence of two witnesses.

OTIS H. MILLER.

Witnesses:

EDWIN S. CLARKSON,
JNO. R. ADAMS.