



US 20150045412A1

(19) **United States**

(12) **Patent Application Publication**  
**Sadovsky et al.**

(10) **Pub. No.: US 2015/0045412 A1**

(43) **Pub. Date: Feb. 12, 2015**

(54) **USE OF THE CHROMOSOME 19 MICRORNA CLUSTER (C19MC) FOR TREATING MICROBIAL DISEASE AND PROMOTING AUTHOPHAGY**

**Publication Classification**

(51) **Int. Cl.**  
*C12N 15/113* (2006.01)  
(52) **U.S. Cl.**  
CPC ..... *C12N 15/1131* (2013.01); *C12N 15/1132* (2013.01); *C12N 15/1133* (2013.01); *C12N 2310/141* (2013.01)  
USPC ..... **514/44 A**; 435/375; 514/44 R

(71) Applicant: **University of Pittsburgh - Of the Commonwealth System of Higher Education**, Pittsburgh, PA (US)

(72) Inventors: **Yoel Sadovsky**, Pittsburgh, PA (US); **Carolyn Coyne Candrilli**, Jefferson Hills, PA (US)

(57) **ABSTRACT**

It is disclosed herein that cultured primary placental human trophoblast (PHT) cells are highly resistant to infection by a number of disparate viruses, and confer this resistance to non-placental recipient cells by exosome-mediated delivery of microRNAs (miRs). PHT cells express high levels of unique, primate-specific miRNAs, expressed from the chromosome 19 miRNA cluster (C19MC). It is further disclosed herein that C19MC miRNAs are packaged within PHT-derived exosomes and attenuate viral replication in recipient cells by inducing autophagy. Thus, provided herein are methods of inhibiting, treating or preventing microbial infections by administering one or more miRs of the C19MC. Also provided are methods of inducing autophagy in a cell by contacting the cell with one or more miRs of the C19MC.

(21) Appl. No.: **14/383,222**

(22) PCT Filed: **Mar. 6, 2013**

(86) PCT No.: **PCT/US2013/029420**

§ 371 (c)(1),

(2) Date: **Sep. 5, 2014**

**Related U.S. Application Data**

(60) Provisional application No. 61/607,899, filed on Mar. 7, 2012.

FIG. 1A

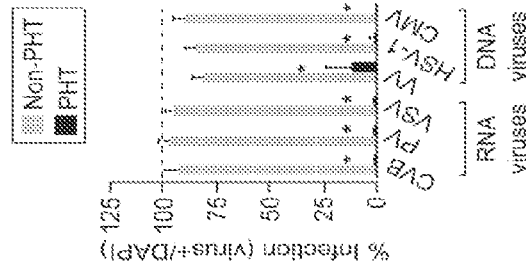


FIG. 1B




FIG. 1C

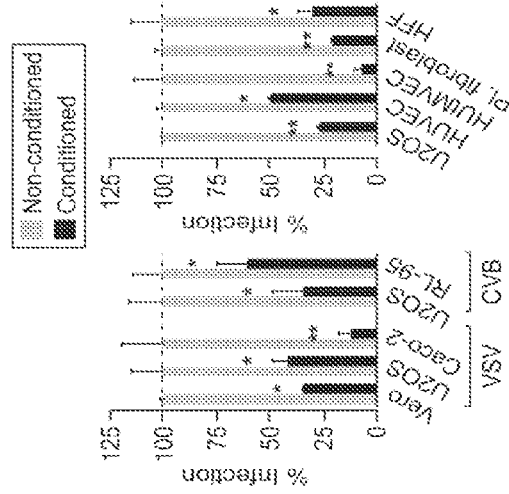


FIG. 1D

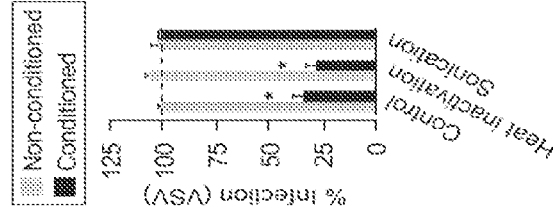


FIG. 1E

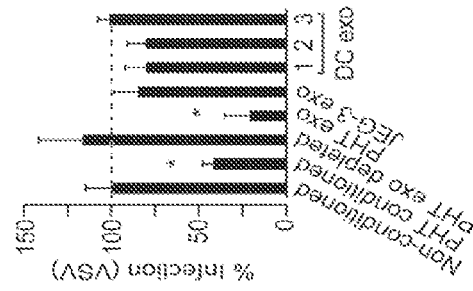


FIG. 2E

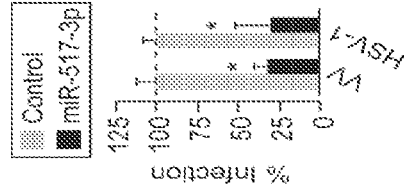


FIG. 2D




FIG. 2C

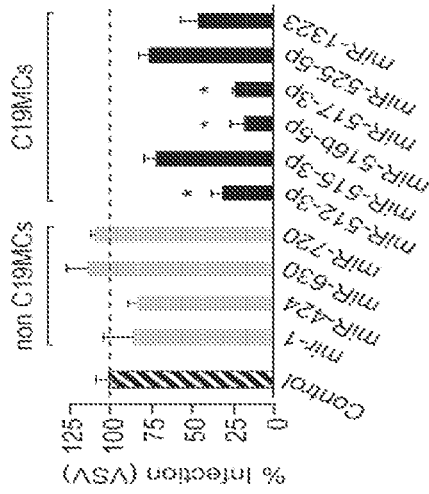


FIG. 2B

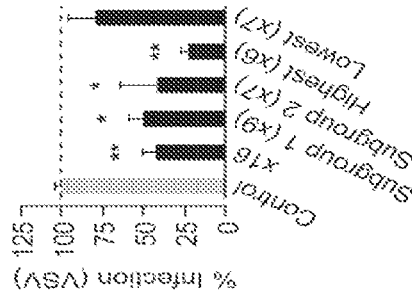


FIG. 2A

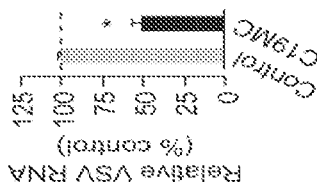


FIG. 3B

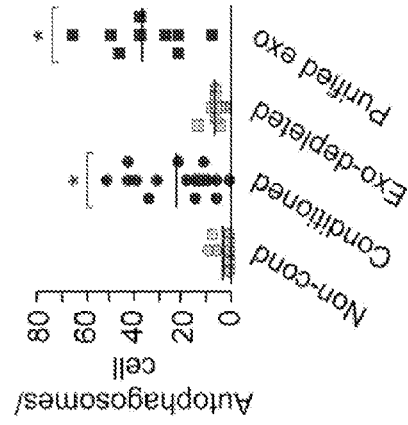
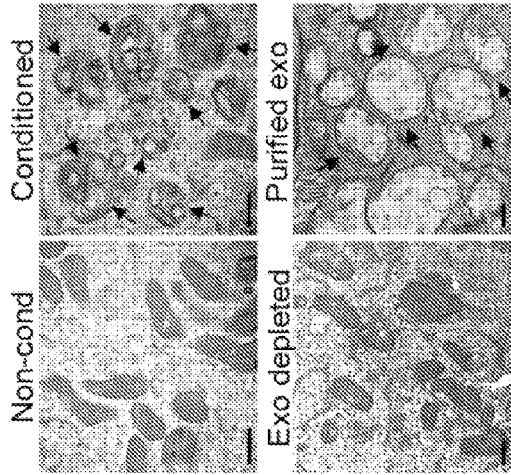


FIG. 3A

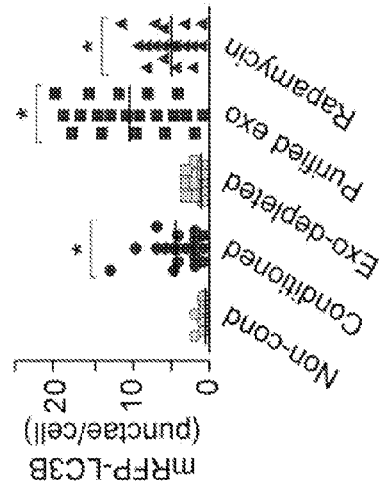
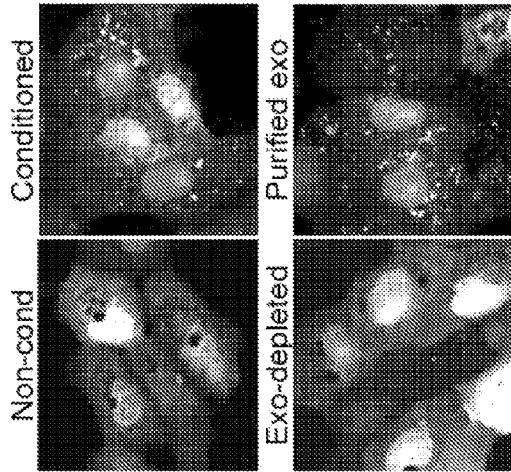


FIG. 3C

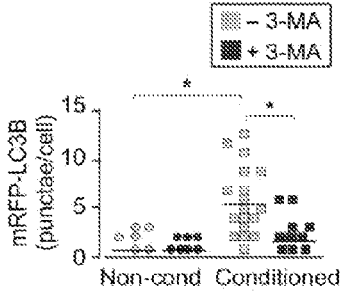
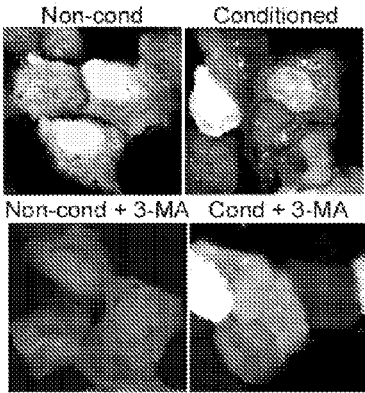
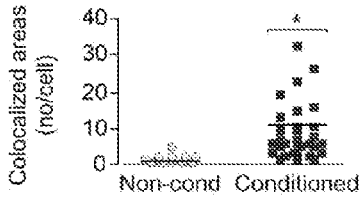
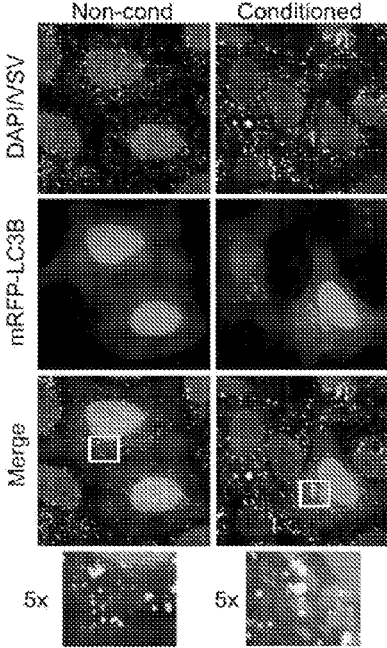
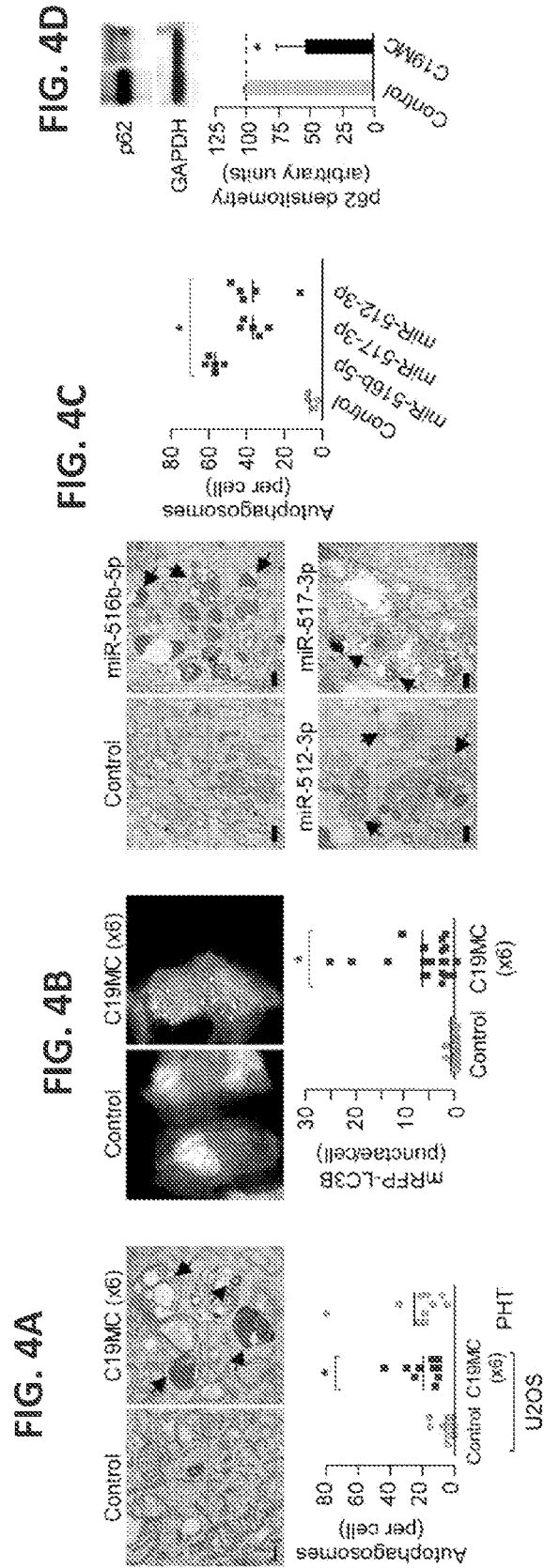


FIG. 3D





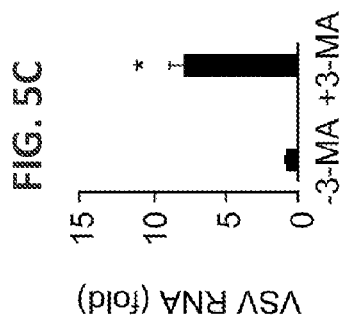
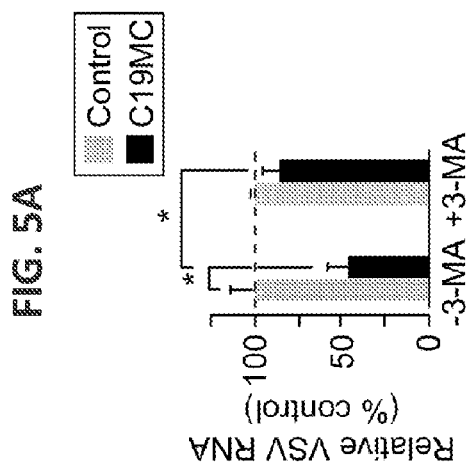
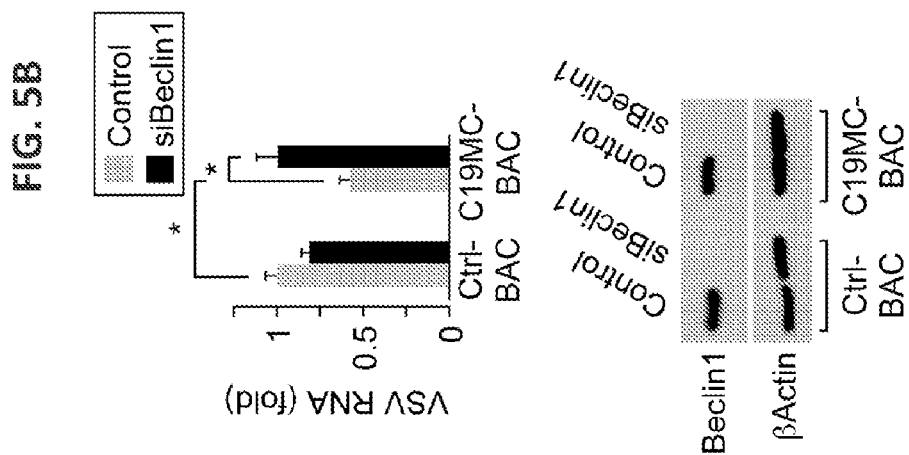






FIG. 6E

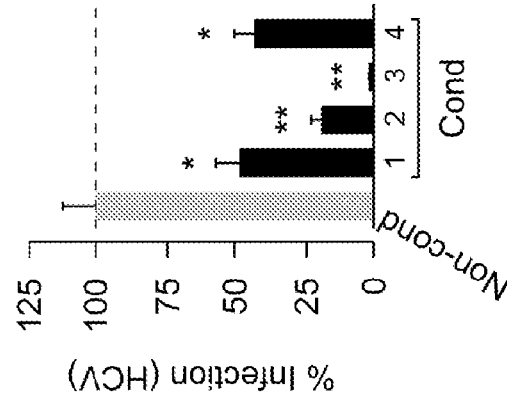


FIG. 6D

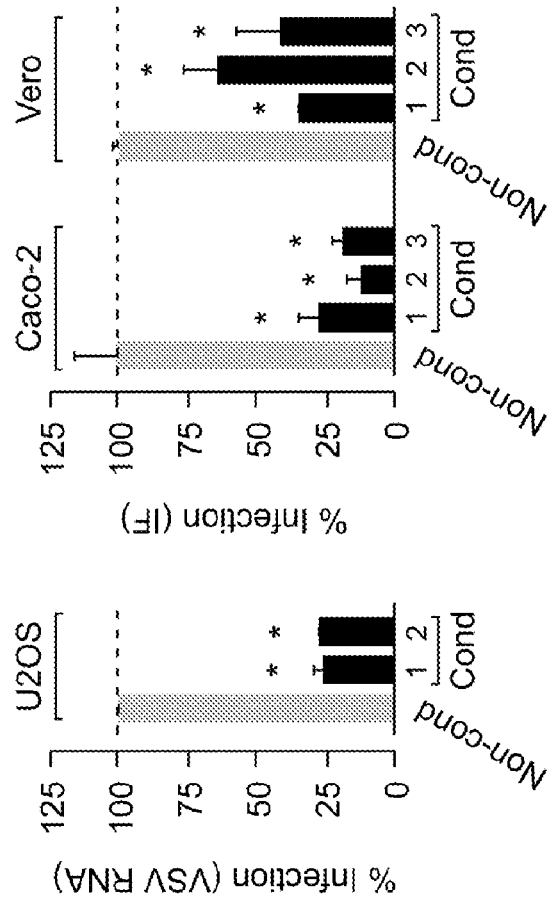


FIG. 6F

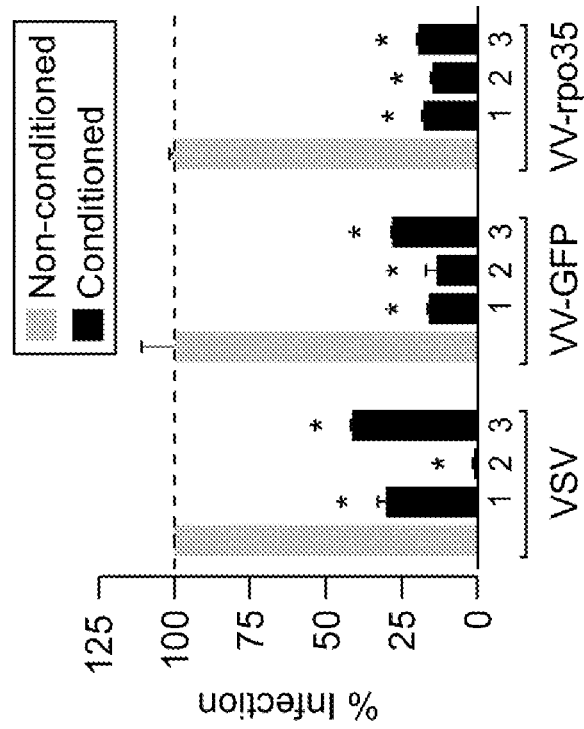


FIG. 6H

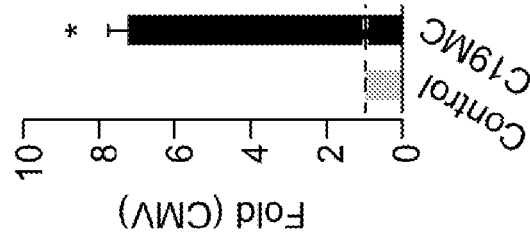
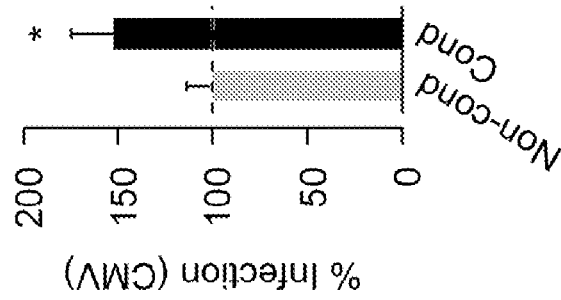
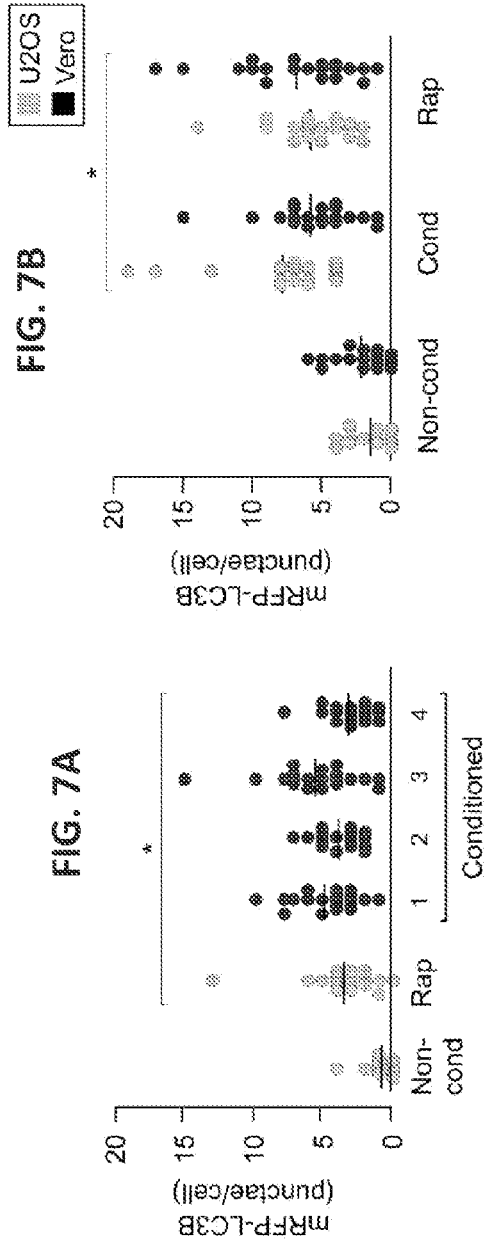
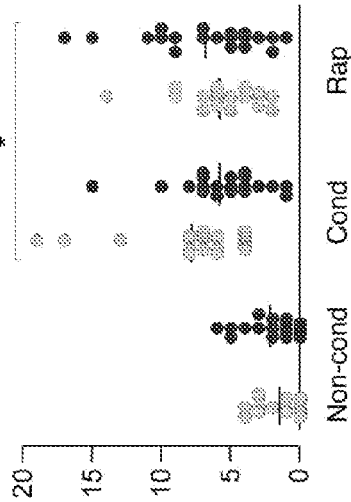


FIG. 6G

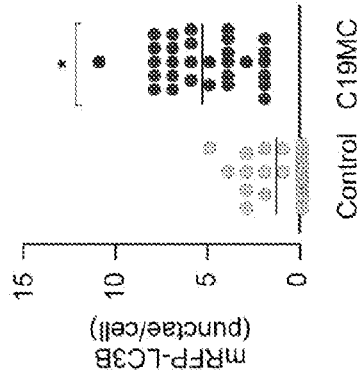




**FIG. 7B**



**FIG. 7D**



**FIG. 7C**

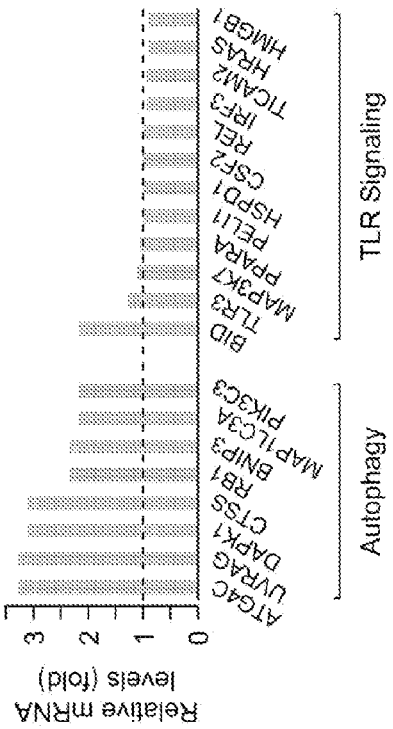


FIG. 8

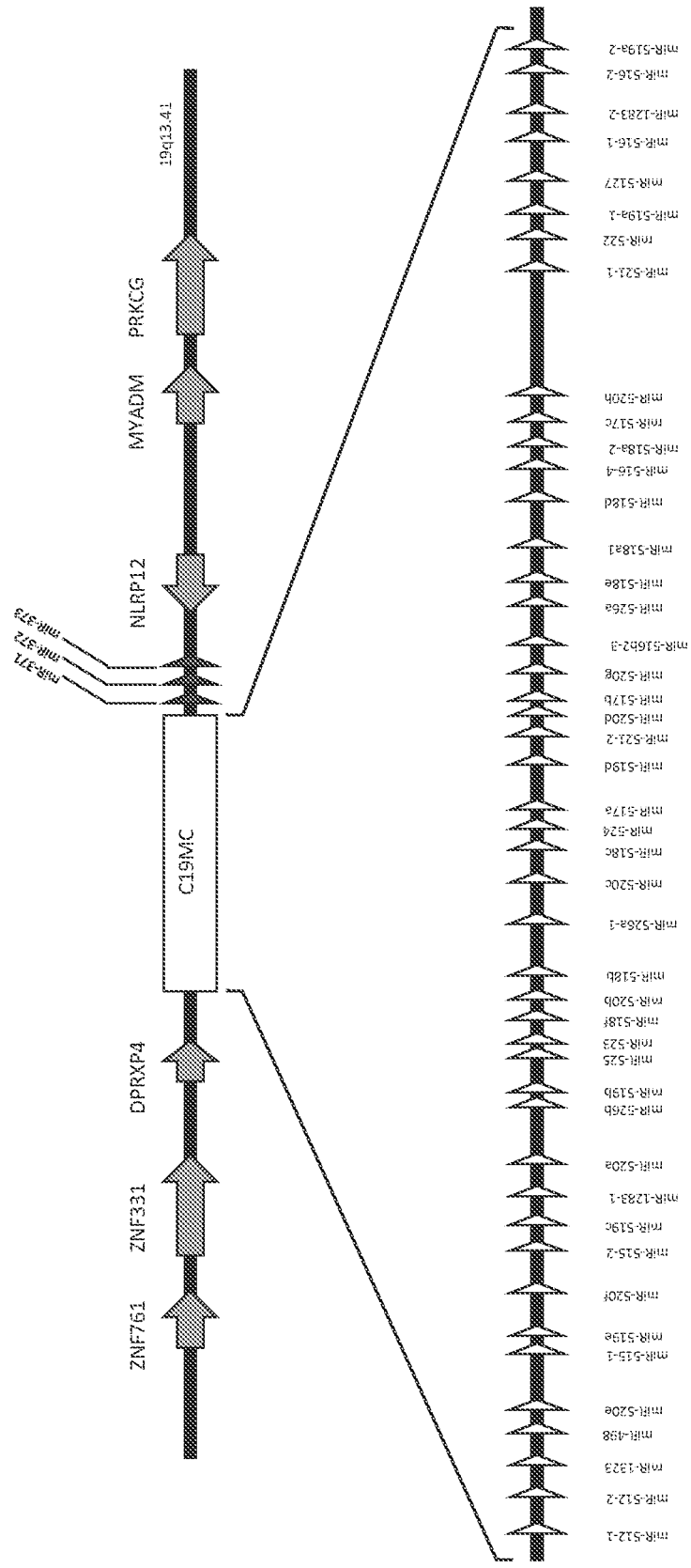


FIG. 9

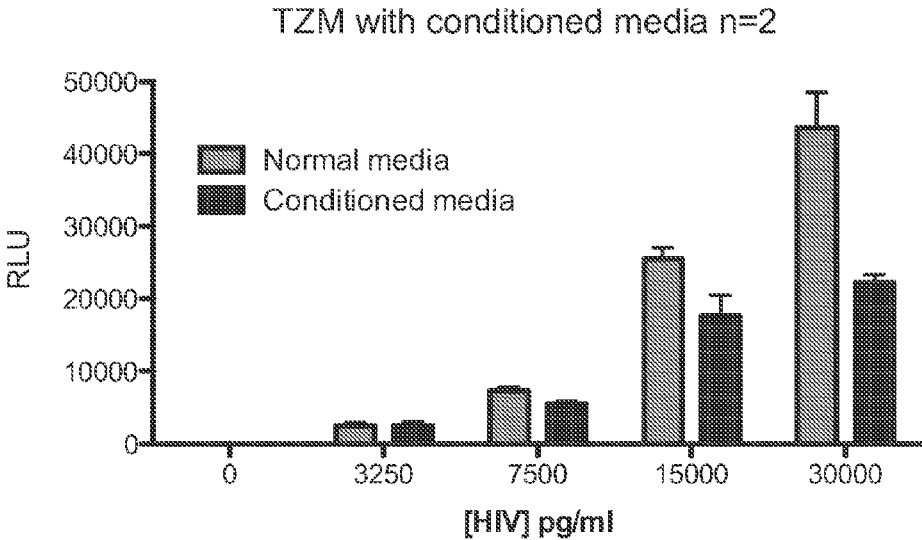
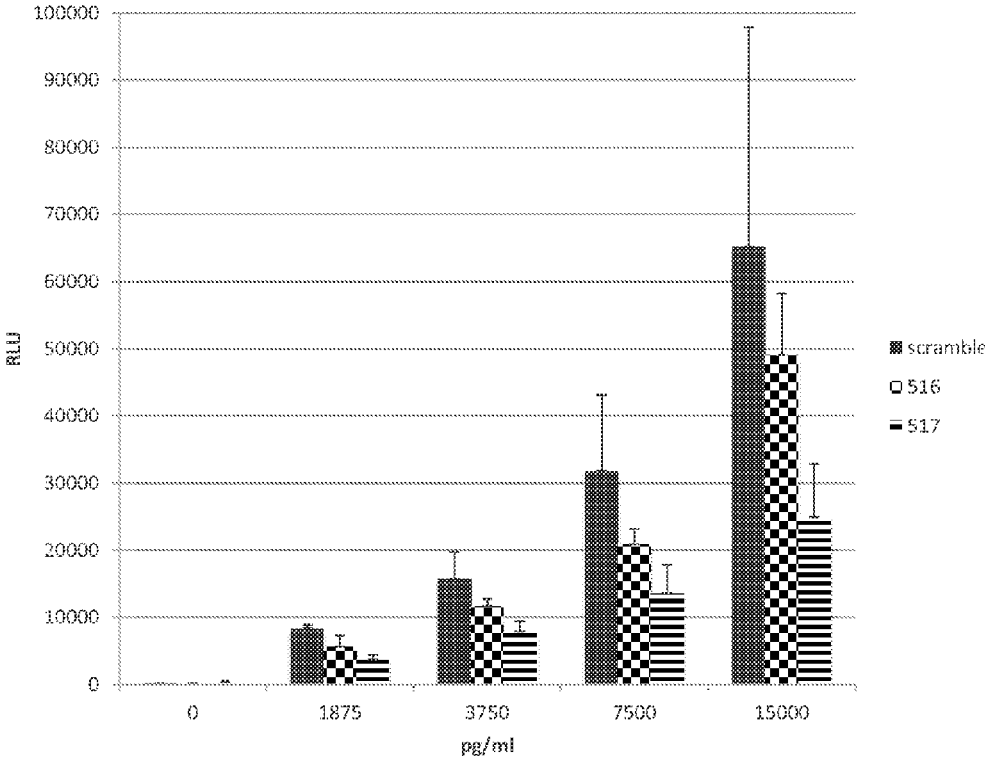


FIG. 10



**USE OF THE CHROMOSOME 19 MICRORNA CLUSTER (C19MC) FOR TREATING MICROBIAL DISEASE AND PROMOTING AUTOPHAGY**

CROSS REFERENCE TO RELATED APPLICATIONS

**[0001]** This application claims the benefit of U.S. Provisional Application No. 61/607,899, filed Mar. 7, 2012, which is herein incorporated by reference in its entirety.

ACKNOWLEDGMENT OF GOVERNMENT SUPPORT

**[0002]** This invention was made with government support under grant numbers A1081759 and HD065893 awarded by the National Institutes of Health. The government has certain rights in the invention.

FIELD

**[0003]** This disclosure concerns the use of microRNAs encoded by the primate-specific chromosome 19 miRNA cluster (C19MC) for the prophylaxis and/or treatment of microbial infection and diseases associated with autophagy.

BACKGROUND

**[0004]** Strategies to reduce the risk of fetal infection are of critical importance during pregnancy, where maternal to fetal transmission of microbes can have devastating consequences to the developing embryo, ranging from fetal infection, induced preterm delivery, structural or functional congenital anomalies, miscarriages and stillbirths (Ornoy and Tenenbaum, *Reprod Toxicol* 21, 446-457, 2006; Silingardi et al., *Am J Forensic Med Pathol* 30, 394-397, 2009; Euscher et al., *Obstet Gynecol* 98, 1019-1026, 2001). Additionally, pathogenic infections can compromise maternal health and jeopardize the pregnancy even in the absence of fetal transmission. The physical barrier interfacing the maternal and fetal blood systems within human hemochorial placenta villi include the trophoblast bilayer, basement membrane, stromal cells and fetal capillary endothelial cells. The multinucleated, terminally differentiated villous syncytiotrophoblasts are bathed directly in the maternal blood, and mediate the crucial exchange of gases, nutrients, and waste products between the mother and fetus, produce crucial hormones, and immunologically guard the developing fetus. These cells, along with the less differentiated cytotrophoblasts, constitute the first line of feto-placental defense against invading microbes.

**[0005]** Intrauterine transmission of viruses is likely to occur by at least four potential routes: (a) transmission across the placental villous trophoblasts by hematogenous spread or ascending infection, (b) placental transfer of infected macrophages from the maternal blood, (c) transfer of viruses via paracellular routes and/or (d) transmission of viruses from the infected maternal endothelial microvasculature to endovascular extravillous cytotrophoblasts. In general, little is known regarding the defense mechanisms employed by placental trophoblasts to defend against viral infections. Additionally, as antiviral therapeutics are generally ineffective in preventing intrauterine viral infections, elucidating the nature of these mechanism(s), as well as the underpinnings of viral counter-measures, is critical for designing therapeutic strategies aimed at preventing fetal and maternal viral disease.

**[0006]** Mammalian cells utilize diverse defense mechanisms to combat microbial pathogens. One crucial mechanism is the induction of autophagy, an evolutionarily conserved lysosomal degradation pathway that has been associated with an array of cellular functions, including cell death (Beaulaton and Lockshin, *J Morphol* 154:39-57, 1977; Liang et al., *Nature* 402:672-676, 1999), tumorigenesis (Qu et al., *J Clin Invest* 112:1809-1820, 2003), and neurodegeneration (Hara et al., *Nature* 441:885-889, 2006; Komatsu et al., *Nature* 441:880-884, 2006). Autophagy also degrades intracellular foreign microbial invaders (a process sometimes referred to as xenophagy or virophagy). The cascade of events that culminate in autophagy begin with the formation of a double membrane organelle, the autophagosome, and ends in the degradation of engulfed material via the fusion of autophagosomes with late endosomes and/or lysosomes. The degradation of microbes via the fusion of autophagosomes with lysosomes is a key component in the antimicrobial effects of autophagy, yet the sequestration of viruses into autophagosomes can also direct MHC class II presentation (English et al., *Nat Immunol* 10:480-487, 2009), the production of antiviral type I interferons downstream of toll-like receptor 7 engagement (Lee et al., *Science* 315:1398-1401, 2007), and even altered T-cell signaling (Nedjic et al., *Nature* 455:396-400, 2008). It is becoming clear that autophagy functions at the crossroads of many aspects of cell survival, and is likely a fundamental component of antiviral signaling.

SUMMARY

**[0007]** It is disclosed herein that microRNAs (miRs) of the C19MC cluster promote viral resistance and induce autophagy of recipient cells.

**[0008]** Provided herein is a method of inhibiting or treating a microbial infection in a subject by selecting a subject with a microbial infection or at risk for contracting a microbial infection; and administering to the subject a therapeutically effective amount of one or more miRs encoded by the C19MC, thereby inhibiting or treating the microbial infection. In some embodiments, the one or more miRs are administered by administering a nucleic acid molecule encoding the entire C19MC or a biologically active portion thereof, for example a portion that encodes one or more miRs that promote viral resistance and induce autophagy. In non-limiting examples, the one or more miRs include miR-517-3p, miR-1323, miR-516b-5p, miR-525-5p, miR-512-3p, or miR-515-3p, or any combination thereof.

**[0009]** Also provided herein is a method of inducing autophagy in a cell by contacting the cell with an effective amount of one or more miRs encoded by the C19MC, thereby inducing autophagy in the cell. In some embodiments, the method is an in vitro method. In other embodiments, the method is an in vivo method that includes administering to a subject an effective amount of one or more miRs encoded by the C19MC, or a nucleic acid molecule encoding the C19MC or a biologically active portion thereof. In non-limiting examples, the subject suffers from a disease associated with a deficiency in autophagy and/or a disease that may be ameliorated by enhancing autophagy.

**[0010]** The foregoing and other objects, features, and advantages of the invention will become more apparent from the following detailed description, which proceeds with reference to the accompanying figures.

## BRIEF DESCRIPTION OF THE DRAWINGS

**[0011]** FIGS. 1A-1E: Conditioned primary human trophoblast (PHT) medium and exosomes confer viral resistance to recipient cells. (FIG. 1A) PHT or non-PHT cells were infected with a panel of viruses, including coxsackievirus B (CVB), poliovirus (PV), vesicular stomatitis virus (VSV), vaccinia virus (VV), herpes simplex virus-1 (HSV-1), or cytomegalovirus (CMV). Non-PHT cells were as follows: HeLa (CVB, PV), U2OS (VSV, HSV-1, and VV), and human foreskin fibroblasts (HFF, CMV). Shown are the percent infected cells (assessed by immunofluorescence (IF); \* $p < 0.0001$ ). (FIG. 1B) Non-PHT recipient cells were exposed for 24 h to non-conditioned or conditioned PHT medium, and then infected with CVB, VSV, HCV, or VV. Non-PHT cells were as follows: HFF (CVB), U2OS (VSV, VV), and Huh 7.5 (HCV). Shown are the percent of infected cells, assessed by IF (CVB, VSV), luciferase assay (HCV), or RT-qPCR (VV); \* $p < 0.05$ , \*\* $p < 0.005$ . (FIG. 1C, left) Cells were exposed to non-conditioned or conditioned PHT medium for 24 h, then infected with VSV or CVB. (FIG. 1C, right) Primary cells were infected with VSV following exposure to non-conditioned or conditioned PHT medium (\* $p < 0.05$ , \*\* $p < 0.005$ ). (FIG. 1D) Conditioned PHT medium was subjected to heat inactivation or sonication prior to 24 h exposure to Vero cells, then infected with VSV. Percent infection assessed as in (A); (\* $p < 0.0001$ ). (FIG. 1E) U2OS cells were exposed for 24 h to non-conditioned, conditioned, exosome-depleted conditioned medium, exosomes purified from PHT, JEG-3, or from three preparations of murine dendritic cell (DC), and then infected with VSV. Percent infection assessed as in (A); (\* $p < 0.0005$ ), each PHT exosome preparation was derived from a different placental preparation.

**[0012]** FIGS. 2A-2E: PHT and exosomal C19MC miRNAs confer viral resistance to recipient cells. (FIG. 2A) U2OS cells stably expressing control- or C19MC-bacterial artificial chromosome (BAC) were infected with VSV (infection levels assessed by RT-qPCR, \* $p < 0.0001$ ). (FIG. 2B) U2OS cells were transfected with C19MC miRNA mimics that represent the miRNA sub-groups detailed in Table 2 or control mimics, and then infected with VSV (shown as percent infected cells, assessed by IF; \* $p < 0.05$ , \*\* $p < 0.001$ ). (FIG. 2C) U2OS cells, transfected with mimics of the six highest expressed C19MC miRNAs, scrambled control, or non-C19MC (miR-1, -424, -630, -720) miRNA mimics, were infected with VSV (infection level assessed by IF or qPCR; \* $p < 0.0005$ ). (FIG. 2D) U2OS cells, transfected with mimics of the top three antiviral C19MC miRNAs or with scrambled control mimics, were infected with VSV (infection assessed by RT-qPCR; \* $p < 0.05$ , \*\* $p < 0.0001$ ). (FIG. 2E) U2OS cells, transfected with scrambled control or miR-517-3p mimic, were infected with VV or HSV-1; infection assessed as in (D) (\* $p < 0.0001$ ).

**[0013]** FIGS. 3A-3D: PHT-derived exosomes induce autophagy in recipient cells. (FIG. 3A) U2OS cells transfected with mRFP-LC3b were exposed to non-conditioned-, PHT conditioned-, exosome-depleted conditioned PHT medium, or purified PHT exosomes for 24 h, and LC3b punctae formation was assessed by confocal microscopy. Shown are confocal micrographs (top) and quantification of mRFP-LC3b punctae per cell (bottom) (\* $p < 0.0001$ ). (FIG. 3B, top) Electron micrographs of cells exposed to non-conditioned or conditioned PHT medium (Vero), exosome-depleted conditioned PHT medium (Vero), or purified PHT exosomes (U2OS). Arrows denote autophagosomes. Bar=500 nm. (FIG. 3B, bottom) Quantification of electron micrographs of

cells exposed to non-conditioned (Vero and U2OS), conditioned PHT media samples (Vero and U2OS), exosome-depleted conditioned medium (Vero), or purified PHT exosomes (U2OS) (\* $p < 0.0001$ ). (FIG. 3C) U2OS cells transfected with mRFP-LC3b were exposed to non-conditioned or conditioned PHT medium in the absence or presence of 3-methyladenine (3-MA) for 8 h, and LC3b punctae formation was assessed by confocal microscopy. Shown are confocal micrographs (top) and quantification of mRFP-LC3b punctae (bottom) (\* $p < 0.0005$ ). (FIG. 3D, top) Immunofluorescence images of VSV entry into U2OS cells transiently transfected with mRFP-LC3b exposed to non-conditioned (left) or conditioned (right) PHT medium (inset, 5 $\times$  magnification). (FIG. 3D, bottom) Quantification of the extent of colocalization between VSV particles and mRFP-LC3B positive punctae (\* $p < 0.0001$ ).

**[0014]** FIGS. 4A-4D: C19MC miRNAs induce autophagy. (FIG. 4A, top) Electron micrographs of U2OS cells transfected with scrambled control or the six highest expressed C19MC miRNA mimics (Table 2). Black arrows denote autophagosomes and/or autolysosomes. Bar=500 nm. (FIG. 4A, bottom) Quantification of electron micrographs shown at top (\* $p < 0.005$ ), or in PHT cells. (FIG. 4B) U2OS cells were transfected with mRFP-LC3b and either scrambled control or the six highest expressed C19MC miRNA mimics. Shown are confocal micrographs (top) and quantification of mRFP-LC3b punctae per cell (bottom) (\* $p = 0.0005$ ). (FIG. 4C, left) Electron micrographs of U2OS cells transfected with scrambled control or the most potent antiviral miRNA mimics. Black arrows denote autophagosomes and/or autolysosomes. Bar=500 nm. (FIG. 4C, right) Quantification of adjacent electron micrographs (\* $p < 0.005$ ). (FIG. 4D, top) A representative immunoblot for p62 or GAPDH in U2OS cells stably transfected with either control Del- or C19MC-BAC. (FIG. 4D, bottom) Densitometry of p62 levels (normalized to GAPDH) from three independent immunoblots as described above (\* $p < 0.05$ ).

**[0015]** FIGS. 5A-5C: Suppression of autophagy restores C19MC-mediated antiviral effects. (FIG. 5A) U2OS cells transfected with scrambled control or miRNA mimics of the six most prevalent C19MC miRNA mimics. Cells were exposed to 3-MA before and during VSV infection. Relative VSV RNA was analyzed by RT-qPCR (\* $p < 0.0005$ ). (FIG. 5B, top) U2OS cells stably expressing control- or C19MC-BAC transfected with scrambled control siRNA or beclin-1 siRNA for 72 h were infected with VSV, and relative infection was determined by RT-qPCR (\* $p < 0.05$ , determined using ANOVA with Bonferroni correction). (FIG. 5B, bottom) Immunoblots for beclin-1 or actin in cells transfected as described above. (FIG. 5C) PHT cells were treated with 3-MA for 60 min prior to infection with green fluorescent protein (GFP)-VSV (in the presence of 3-MA). Relative VSV RNA was analyzed by RT-qPCR (\* $p < 0.005$ ). Data are representative of four independent experiments.

**[0016]** FIGS. 6A-6H: Medium from different preparations of PHT cells confers an antiviral effect on recipient cells. (FIG. 6A) Tissue culture infectious dose 50 (TCID<sub>50</sub>) assays for VSV in Vero cells pretreated for 24 h with non-conditioned medium (top, in triplicate) or three independent preparations of conditioned PHT medium (bottom). Cells were infected in the indicated dilution of virus in the presence of non-conditioned or conditioned medium for approximately 40-45 h and then stained with crystal violet. (FIG. 6B) Vero cells were exposed to non-conditioned (Non-cond) or condi-



tioned (Cond) medium isolated from BeWo cells for 24 h and then infected with VSV. Shown is the percent of infected cells (as assessed by IF). (FIG. 6C) VSV was incubated in non-conditioned or conditioned PHT medium (in the absence of cells) for 1 h at 37° C. then a plaque assays performed. Shown are VSV titers (in pfu/mL). (FIG. 6D, left) U2OS cells were exposed to non-conditioned (Non-cond) or conditioned media (Cond) from two independent PHT preparations and infected with VSV. Relative VSV RNA was assessed by RT-qPCR (\*p<0.0001). (FIG. 6D, right) Caco-2 or Vero cells were exposed to conditioned (Cond) medium isolated from four independent preparations of PHT cells for 24 h prior to infection with VSV. Shown is the percent of infected cells (as assessed by IF; \*p<0.0005). (FIG. 6E) Huh7.5 cells were exposed to non-conditioned or conditioned medium isolated from four independent preparations of PHT cells for 24 h prior to infection with HCV. Shown is percent infection as assessed by luciferase assay (\*p<0.005, \*\*p<0.0005). (FIG. 6F) U2OS cells exposed to non-conditioned or conditioned PHT medium were infected with VSV or VV for approximately 6 h. Relative VSV or VV (early gene rpo35 or early gene GFP) RNA was assessed by RT-qPCR (\*p<0.0001). (FIG. 6G) HFF cells were exposed to non-conditioned (Non-cond) or conditioned (Cond) PHT media for 24 h before and during infection with CMV. Shown is the percent of infected cells (assessed by IF; \*p<0.05). (FIG. 6H) U2OS cells stably expressing control- or C19MC-BAC were infected with CMV, and infection levels assessed by RT-qPCR. Data are shown as fold-change over control (\*p<0.0001). In all panels, data are displayed as mean±SD, and are representative of experiments performed a minimum of three times.

**[0017]** FIGS. 7A-7D: Medium from PHT cells induces autophagy in recipient cells. (FIG. 7A) Vero cells were transfected with mRFP-LC3b and at 24 h post-transfection were exposed for 24 h to either non-conditioned (Non-cond) or conditioned medium isolated from four independent PHT preparations. Cells were exposed to rapamycin (Rap) as a positive control. Shown are the levels of autophagic induction as determined by quantification of mRFP-LC3b positive punctae by confocal microscopy (\*p<0.0001). (FIG. 7B) Vero and U2OS cells were transfected with mRFP-LC3b and then exposed to non-conditioned (Non-cond) or conditioned PHT medium (Cond) 24 h post-transfection. Cells were exposed to rapamycin (Rap) as a positive control. Shown are the levels of autophagic induction as determined by quantification of mRFP-LC3b positive punctae by confocal microscopy (\*p<0.0001). (FIG. 7C) Relative mRNA levels in U2OS cells exposed to non-conditioned or conditioned PHT medium for 24 h, and analyzed using autophagy or toll-like receptor (TLR)-targeted RT-qPCR arrays. (FIG. 7D) U2OS cells stably expressing a control- or C19MC-BAC were transfected with mRFP-LC3b, fixed after 48 h, and analyzed for mRFP-LC3b punctae by confocal microscopy (\*p<0.0001).

**[0018]** FIG. 8 is a schematic of the genomic organization of the primate-specific C19MC.

**[0019]** FIG. 9 is a graph showing inhibition of human immunodeficiency virus (HIV) replication by medium from PHT cells. TZM-bl cells were pre-incubated with PHT conditioned medium or control medium for 24 h prior to infection with HIV-1. Cells were then infected with serial dilutions of HIV for 48 h, and infection levels were assessed by Tat-induced luciferase reporter gene expression, in triplicate. The results represent two independent experiments.

**[0020]** FIG. 10 is a graph showing inhibition of HIV replication in cells transfected with control (scrambled), miR-517-3p (517), or miR-516-5p (516) mimics. TZM-bl cells were transfected for 48 h prior to infection with HIV-1. Cells were then infected with serial dilutions of HIV for 48 h, and infection levels were assessed by Tat-induced luciferase reporter gene expression, in triplicate. The results represent one independent experiment, performed in triplicate.

#### SEQUENCE LISTING

**[0021]** The nucleic and amino acid sequences listed in the accompanying sequence listing are shown using standard letter abbreviations for nucleotide bases, and three letter code for amino acids, as defined in 37 C.F.R. 1.822. Only one strand of each nucleic acid sequence is shown, but the complementary strand is understood as included by any reference to the displayed strand. The Sequence Listing is submitted as an ASCII text file, created on Feb. 25, 2013, 217 KB, which is incorporated by reference herein. In the accompanying sequence listing:

**[0022]** SEQ ID NOs: 1-59 are nucleotide sequences of miRNAs found in the C19MC.

**[0023]** SEQ ID NO: 60 is the nucleotide sequence of the human genomic DNA insert in the BAC RP11-1055O17 clone containing region q13-42 of chromosome 19.

**[0024]** SEQ ID NOs: 61-82 are qPCR primers.

#### DETAILED DESCRIPTION

##### I. Abbreviations

- [0025]** BAC bacterial artificial chromosome
- [0026]** C19MC chromosome 19 microRNA cluster
- [0027]** CMV cytomegalovirus
- [0028]** Ct cycle threshold
- [0029]** CTB cholera toxin B
- [0030]** CVB coxsackievirus B
- [0031]** DAPI 4',6-diamino-2-phenylindole
- [0032]** DC dendritic cell
- [0033]** ELISA enzyme-linked immunosorbent assay
- [0034]** EM electron microscopy
- [0035]** FBS fetal bovine serum
- [0036]** GFP green fluorescent protein
- [0037]** hCG human chorionic gonadotropin
- [0038]** HCV hepatitis C virus
- [0039]** HFF human foreskin fibroblast
- [0040]** HIV human immunodeficiency virus
- [0041]** HSV herpes simplex virus
- [0042]** IF immunofluorescence
- [0043]** IFN interferon
- [0044]** ISRE interferon stimulated responsive element
- [0045]** 3-MA 3-methyladenine
- [0046]** miR microRNA
- [0047]** miRNA microRNA
- [0048]** MOI multiplicity of infection
- [0049]** PEI polyethylenimine
- [0050]** PHT primary human trophoblasts
- [0051]** PV poliovirus
- [0052]** RNAi RNA interference
- [0053]** RT-qPCR reverse transcriptase quantitative polymerase chain reaction
- [0054]** TCID50 tissue culture infectious dose 50
- [0055]** TLR toll-like receptor
- [0056]** VSV vesicular stomatitis virus

- [0057] VV vaccinia virus  
 [0058] YFP yellow fluorescent protein

## II. Terms and Methods

[0059] Unless otherwise noted, technical terms are used according to conventional usage. Definitions of common terms in molecular biology may be found in Benjamin Lewin, *Genes V*, published by Oxford University Press, 1994 (ISBN 0-19-854287-9); Kendrew et al. (eds.), *The Encyclopedia of Molecular Biology*, published by Blackwell Science Ltd., 1994 (ISBN 0-632-02182-9); and Robert A. Meyers (ed.), *Molecular Biology and Biotechnology: a Comprehensive Desk Reference*, published by VCH Publishers, Inc., 1995 (ISBN 1-56081-569-8).

[0060] In order to facilitate review of the various embodiments of the disclosure, the following explanations of specific terms are provided:

[0061] Administration: To provide or give a subject an agent, such as a therapeutic agent (e.g. a nucleic acid molecule or a microRNA), by any effective route. Exemplary routes of administration include, but are not limited to, injection (such as subcutaneous, intramuscular, intradermal, intraperitoneal, intrathecal and intravenous), oral, intraductal, sublingual, rectal, transdermal, intranasal, vaginal and inhalation routes.

[0062] Autophagy: A lysosomal degradation pathway that is one of the primary mechanisms for maintaining cellular homeostasis. Autophagy, which means “to eat oneself,” is a self-cannibalization pathway that is known to be anti-microbial, functioning as a key innate immune pathway to degrade intracellular foreign microbial pathogens by a process termed antimicrobial autophagy or xenophagy. A diverse group of RNA and DNA viruses, bacteria and protozoa are sensitive to autophagy. Autophagy is also known to be deficient in a number of human diseases, such as inflammatory bowel disease, Crohn’s disease, alcoholic liver disease, Parkinson’s disease, Alzheimer’s disease, heart disease, diabetes and obesity.

[0063] Chromosome 19 miRNA cluster (C19MC): A unique cluster of 46 primate-specific miRNA genes encoded by an approximately 100 kb region on chromosome 19 (19q13.41). The genomic organization of C19MC is shown in FIG. 8. A list of the mature miRNAs (miRs) encoded by the genes in the cluster, as well as their sequences, is provided in section V below. In the context of the present disclosure, a “biologically active portion” of the C19MC refers to any portion of the cluster (or any single miR or combination of multiple miRs encoded by the C19MC) that confers increased viral resistance and/or autophagy in a cell. In the context of the present disclosure, an “inhibitory miR” is a miR encoded by the C19MC with anti-microbial activity (and/or the ability to induce autophagy in a cell). Thus, in some examples, an inhibitory miR is a miR that increases viral resistance and/or induces autophagy in a cell. In some embodiments, the inhibitory miR does not inhibit CMV (or does not increase viral resistance to CMV).

[0064] Contacting: Placement in direct physical association; includes both in solid and liquid form. As used herein, “contacting” is used interchangeably with “exposed.” In some cases, “contacting” includes transfecting, such as transfecting a nucleic acid molecule into a cell.

[0065] Exosomes: Small (30-120 nm) endosome-derived membrane vesicles. Exosomes are enriched in miRNAs.

[0066] Isolated: An “isolated” biological component (such as a nucleic acid molecule, miRNA, protein, or cell) has been substantially separated or purified away from other biological components in the cell, blood or tissue of the organism, or the organism itself, in which the component naturally occurs, such as other chromosomal and extra-chromosomal DNA and RNA, proteins and cells. Nucleic acid molecules and proteins that have been “isolated” include those purified by standard purification methods. The term also embraces nucleic acid molecules and proteins prepared by recombinant expression in a host cell as well as chemically synthesized nucleic acid molecules and proteins.

[0067] Microbial infection: Infection by any type of microorganism, including viral, bacterial, fungal and protozoan infections. In some embodiments disclosed herein, the microbial infection is caused by any one of the following viruses, bacteria, fungi or protozoans:

[0068] Examples of viruses include, but are not limited to those in the following virus families: Retroviridae (for example, human immunodeficiency virus (HIV), human T-cell leukemia viruses; Picornaviridae (for example, poliovirus, hepatitis A virus, enteroviruses, human coxsackie viruses, rhinoviruses, echoviruses, foot-and-mouth disease virus); Caliciviridae (such as strains that cause gastroenteritis, including Norwalk virus); Togaviridae (for example, alphaviruses (including chikungunya virus, equine encephalitis viruses, Simliki Forest virus, Sindbis virus, Ross River virus, rubella viruses); Flaviridae (for example, hepatitis C virus, dengue viruses, yellow fever viruses, West Nile virus, St. Louis encephalitis virus, Japanese encephalitis virus, Powassan virus and other encephalitis viruses); Coronaviridae (for example, coronaviruses, severe acute respiratory syndrome (SARS) virus; Rhabdoviridae (for example, vesicular stomatitis viruses, rabies viruses); Filoviridae (for example, Ebola virus, Marburg virus); Paramyxoviridae (for example, parainfluenza viruses, mumps virus, measles virus, respiratory syncytial virus); Orthomyxoviridae (for example, influenza viruses); Bunyaviridae (for example, Hantaan viruses, Sin Nombre virus, Rift Valley fever virus, bunya viruses, phleboviruses and Nairo viruses); Arenaviridae (such as Lassa fever virus and other hemorrhagic fever viruses, Machupo virus, Junin virus); Reoviridae (e.g., reoviruses, orbiviruses, rotaviruses); Birnaviridae; Hepadnaviridae (hepatitis B virus); Parvoviridae (parvoviruses); Papovaviridae (papilloma viruses, polyoma viruses, BK-virus); Adenoviridae (adenoviruses); Herpesviridae (herpes simplex virus (HSV)-1 and HSV-2; cytomegalovirus; Epstein-Barr virus; varicella zoster virus; and other herpes viruses, including HSV-6); Poxviridae (variola viruses, vaccinia viruses, pox viruses); and Iridoviridae (such as African swine fever virus); Astroviridae; and unclassified viruses or agents (for example, the etiological agents of spongiform encephalopathies, the agent of delta hepatitis (thought to be a defective satellite of hepatitis B virus).

[0069] Examples of bacterial pathogens include, but are not limited to: *Helicobacter pylori*, *Escherichia coli*, *Vibrio cholerae*, *Borrelia burgdorferi*, *Legionella pneumophila*, *Mycobacterium* spp (such as *M. tuberculosis*, *M. avium*, *M. intracellulare*, *M. kansasii*, *M. goodii*), *Staphylococcus aureus*, *Neisseria gonorrhoeae*, *Neisseria meningitidis*, *Listeria monocytogenes*, *Streptococcus pyogenes* (Group A *Streptococcus*), *Streptococcus agalactiae* (Group B *Streptococcus*), *Streptococcus (viridans group)*, *Streptococcus faecalis*, *Streptococcus bovis*, *Streptococcus* (anaerobic spp.), *Strepto-*

*coccus pneumoniae*, pathogenic *Campylobacter* sp., *Enterococcus* sp., *Haemophilus influenzae*, *Bacillus anthracis*, *Corynebacterium diphtheriae*, *Corynebacterium* sp., *Erysipelothrix rhusiopathiae*, *Clostridium perfringens*, *Clostridium tetani*, *Enterobacter aerogenes*, *Klebsiella pneumoniae*, *Pasturella multocida*, *Bacteroides* sp., *Fusobacterium nucleatum*, *Streptobacillus moniliformis*, *Treponema pallidum*, *Treponema pertenue*, *Leptospira*, *Bordetella pertussis*, *Shigella flexnerii*, *Shigella dysenteriae* and *Actinomyces israelii*.

[0070] Examples of fungal pathogens include, but are not limited to: *Cryptococcus neoformans*, *Histoplasma capsulatum*, *Coccidioides immitis*, *Blastomyces dermatitidis*, *Chlamydia trachomatis* and *Candida albicans*.

[0071] Other pathogens (such as parasitic pathogens) include, but are not limited to: *Plasmodium falciparum*, *Plasmodium vivax*, *Trypanosoma cruzi* and *Toxoplasma gondii*.

[0072] MicroRNA: MicroRNAs (also known as miRNAs and miRs) are short RNA sequences expressed from longer transcripts found in the genomes of animals, plants and viruses and at least one single-celled eukaryote (Molnar et al., *Nature* 447:1126-1129, 2007; Zhao et al., *Genes Dev.* 21:1190-1203, 2007). MicroRNAs regulate the expression of target genes by binding to complementary sites in the target gene transcripts to cause translational repression or transcript degradation (Pillai et al., *Trends Cell Biol.* 17:118-126, 2007). These small RNA molecules have been implicated in a number of biological processes related to development, cell proliferation, apoptosis, metabolism, morphogenesis and diseases (Kloosterman and Plasterk, *Dev. Cell* 11:441-450, 2006).

[0073] A gene encoding a microRNA is transcribed to form a primary transcript microRNA (pri-miRNA), which is processed to form a short stem-loop molecule, termed a precursor microRNA (pre-miRNA), followed by endonucleolytic cleavage to form the mature microRNA. Mature microRNAs are approximately 19-24 nucleotides in length and are partially complementary to the 3'UTR (or other regions such as introns, exons or 5'UTR) of one or more target messenger RNAs (mRNAs).

[0074] A nomenclature scheme has been well established for microRNAs (Griffiths-Jones et al., *Nucleic Acids Res.* 34:D140-D144, 2006; Ambros et al., *RNA* 9:277-279, 2003; Griffiths-Jones, *Nucleic Acids Res.* 32:D109-D111, 2004). For example, a microRNA name includes a three or four letter species prefix, such as "hsa" for *Homo sapiens*, and a numeric suffix, such as "150," resulting in a complete name of "hsa-miR-150." Mature miRNA sequences expressed from more than one hairpin precursor molecule are distinguished by "-1" and "-2" (such as miR-6-1 and miR-6-2). Related hairpin loci expressing related mature microRNA sequences have lettered suffixes (such as miR-181a and miR-181b). In some cases, mature miRNAs from both the 5' and 3' arms of the hairpin precursor are identified, which are designated "3p" or "5p" (such as miR-768-3p and miR-768-5p).

[0075] MicroRNA gene product sequences are well described throughout the scientific and patent literature and are available online through miRBase (world wide web at mirbase.org), provided by the University of Manchester (previously provided by the Sanger Institute). The miRBase registry provides the nucleotide sequences of all published animal, plant and viral microRNAs (Griffiths-Jones et al., *Nucleic Acids Res.* 36:D154-D158, 2008). Provided by miRBase are the sequences of precursor microRNAs (stem-loop

miRNAs), mature miRNAs and minor microRNA species (miR\*). Precursor miRNAs predominantly express one species of miRNA, referred to as the mature miRNA. However, minor miRNA sequences have also been detected and are referred to as miR\*\*, which are sometimes identified by their "3p" or "5p" annotation, as described above.

[0076] In the context of the present disclosure, administering a "miR" to a subject or contacting a cell with a "miR" encompasses administration or contacting with a pri-miRNA, pre-miRNA or mature miRNA, or a nucleic acid molecule encoding a pri-miRNA, pre-miRNA or mature miRNA.

[0077] Operably linked: A first nucleic acid sequence is operably linked with a second nucleic acid sequence when the first nucleic acid sequence is placed in a functional relationship with the second nucleic acid sequence. For instance, a promoter is operably linked to a coding sequence if the promoter affects the transcription or expression of the coding sequence. Generally, operably linked DNA sequences are contiguous and, where necessary to join two protein-coding regions, in the same reading frame.

[0078] Pharmaceutically acceptable vehicles: The pharmaceutically acceptable carriers (vehicles) useful in this disclosure are conventional. Remington's Pharmaceutical Sciences, by E. W. Martin, Mack Publishing Co., Easton, Pa., 15th Edition (1975), describes compositions and formulations suitable for pharmaceutical delivery of one or more therapeutic compounds, molecules or agents (such as a miR or vector encoding a miR).

[0079] In general, the nature of the carrier will depend on the particular mode of administration being employed. For instance, parenteral formulations usually comprise injectable fluids that include pharmaceutically and physiologically acceptable fluids such as water, physiological saline, balanced salt solutions, aqueous dextrose, glycerol or the like as a vehicle. For solid compositions (for example, powder, pill, tablet, or capsule forms), conventional non-toxic solid carriers can include, for example, pharmaceutical grades of mannitol, lactose, starch, or magnesium stearate. In addition to biologically-neutral carriers, pharmaceutical compositions to be administered can contain minor amounts of non-toxic auxiliary substances, such as wetting or emulsifying agents, preservatives, and pH buffering agents and the like, for example sodium acetate or sorbitan monolaurate.

[0080] Preventing, treating or ameliorating a disease: "Preventing" a disease refers to inhibiting the full development of a disease. "Treating" refers to a therapeutic intervention that ameliorates a sign or symptom of a disease or pathological condition after it has begun to develop. "Ameliorating" refers to the reduction in the number or severity of signs or symptoms of a disease.

[0081] Promoter: A promoter is an array of nucleic acid control sequences that directs transcription of a nucleic acid. A promoter includes necessary nucleic acid sequences near the start site of transcription, such as in the case of a polymerase II type promoter (a TATA element). A promoter also optionally includes distal enhancer or repressor elements which can be located as much as several thousand base pairs from the start site of transcription. Both constitutive and inducible promoters are included (see e.g., Bitter et al., *Methods in Enzymology* 153:516-544, 1987).

[0082] Sequence identity/similarity: The identity/similarity between two or more nucleic acid sequences, or two or more amino acid sequences, is expressed in terms of the identity or similarity between the sequences. Sequence iden-

tity can be measured in terms of percentage identity; the higher the percentage, the more identical the sequences are. Sequence similarity can be measured in terms of percentage similarity (which takes into account conservative amino acid substitutions); the higher the percentage, the more similar the sequences are. Homologs or orthologs of nucleic acid or amino acid sequences possess a relatively high degree of sequence identity/similarity when aligned using standard methods. This homology is more significant when the orthologous proteins or cDNAs are derived from species which are more closely related (such as human and mouse sequences), compared to species more distantly related (such as human and *C. elegans* sequences).

**[0083]** Methods of alignment of sequences for comparison are well known in the art. Various programs and alignment algorithms are described in: Smith & Waterman, *Adv. Appl. Math.* 2:482, 1981; Needleman & Wunsch, *J. Mol. Biol.* 48:443, 1970; Pearson & Lipman, *Proc. Natl. Acad. Sci. USA* 85:2444, 1988; Higgins & Sharp, *Gene*, 73:237-44, 1988; Higgins & Sharp, *CABIOS* 5:151-3, 1989; Corpet et al., *Nuc. Acids Res.* 16:10881-90, 1988; Huang et al. *Computer Appls. in the Biosciences* 8, 155-65, 1992; and Pearson et al., *Meth. Mol. Bio.* 24:307-31, 1994. Altschul et al., *J. Mol. Biol.* 215:403-10, 1990, presents a detailed consideration of sequence alignment methods and homology calculations.

**[0084]** The NCBI Basic Local Alignment Search Tool (BLAST) (Altschul et al., *J. Mol. Biol.* 215:403-10, 1990) is available from several sources, including the National Center for Biological Information (NCBI) and on the internet, for use in connection with the sequence analysis programs blastp, blastn, blastx, tblastn and tblastx. Additional information can be found at the NCBI web site.

**[0085]** Recombinant: A recombinant nucleic acid molecule is one that has a sequence that is not naturally occurring or has a sequence that is made by an artificial combination of two otherwise separated segments of sequence. This artificial combination can be accomplished by chemical synthesis or by the artificial manipulation of isolated segments of nucleic acid molecules, such as by genetic engineering techniques.

**[0086]** Subject: Living multi-cellular vertebrate organisms, a category that includes human and non-human mammals.

**[0087]** Therapeutically effective amount: A quantity of a specified composition, pharmaceutical or therapeutic agent (such as a miR or nucleic acid molecule encoding a miR) sufficient to achieve a desired effect in a subject, or in a cell, being treated with the agent. The effective amount of the agent will be dependent on several factors, including, but not limited to the subject being treated, the disease or condition being treated, and the manner of administration of the therapeutic composition. In some embodiments of the present disclosure, the therapeutically effective amount (or effective amount) of a miR is the amount required to increase viral resistance or induce autophagy.

**[0088]** Transduce, transform or transfect: To introduce a nucleic acid molecule into a cell, such as a miR or a vector encoding a miR. These terms encompass all techniques by which a nucleic acid molecule can be introduced into a cell, including but not limited to, transduction with viral vectors, transfection with plasmid vectors, liposomal-mediated transfection and introduction of naked DNA by electroporation and particle gun acceleration. A transfected or transformed cell is a cell into which has been introduced a nucleic acid molecule by molecular biology techniques. In some examples, the nucleic acid molecule becomes stably repli-

cated by the cell, for example by incorporation of the nucleic acid molecule into the cellular genome, or by episomal replication. In other examples, the nucleic acid molecule is transiently expressed in the cell.

**[0089]** Vector: A vector is a nucleic acid molecule allowing insertion of foreign nucleic acid without disrupting the ability of the vector to replicate and/or integrate in a host cell. A vector can include nucleic acid sequences that permit it to replicate in a host cell, such as an origin of replication. A vector can also include one or more selectable marker genes and other genetic elements. An expression vector is a vector that contains the necessary regulatory sequences to allow transcription and translation of inserted gene or genes. In some embodiments herein, the vector is a plasmid vector. In other embodiments, the vector is a viral vector.

**[0090]** Unless otherwise explained, all technical and scientific terms used herein have the same meaning as commonly understood by one of ordinary skill in the art to which this disclosure belongs. The singular terms "a," "an," and "the" include plural referents unless context clearly indicates otherwise. Similarly, the word "or" is intended to include "and" unless the context clearly indicates otherwise. Hence "comprising A or B" means including A, or B, or A and B. It is further to be understood that all base sizes or amino acid sizes, and all molecular weight or molecular mass values, given for nucleic acids or polypeptides are approximate, and are provided for description. Although methods and materials similar or equivalent to those described herein can be used in the practice or testing of the present disclosure, suitable methods and materials are described below. All publications, patent applications, patents, and other references mentioned herein are incorporated by reference in their entirety. In case of conflict, the present specification, including explanations of terms, will control. In addition, the materials, methods, and examples are illustrative only and not intended to be limiting.

### III. Introduction

**[0091]** Described herein is the finding that cultured primary human trophoblasts (PHT) are highly resistant to infection by diverse and unrelated viruses. The studies disclosed herein also determined that conditioned PHT culture medium confers resistance to viral infections in permissive non-placental cells, indicating that trophoblast-associated viral resistance is transmissible, and is transferred to recipient cells. It was found that a unique cluster of primate-specific microRNAs (miRNAs), which are highly expressed in human trophoblasts from the human chromosome 19 miRNA cluster (C19MC) (Noguer-Dance et al., *Hum Mol Genet.* 19, 3566-3582, 2010), are packaged within PHT-derived exosomes and confer this viral resistance to recipient cells. It is further shown herein that PHT cells exhibit high rates of resting autophagy, a process involved in the maintenance of cellular homeostasis and an effective cellular countermeasure to suppress viral infections. PHT-derived exosomes and several C19MC miRNAs robustly induce autophagy in non-placental recipient cells, which is required for their resistance to viral infection. Unlike the other viruses that were tested, CMV infection is greatly enhanced by C19MC miRNAs. These findings illuminate a previously unknown pathway employed by human trophoblasts to suppress viral infections and confer viral resistance to non-placental recipient cells, suggesting a novel mechanism for shielding the placenta and maternal-derived recipient cells against viral infections during pregnancy.

#### IV. Overview of Several Embodiments

**[0092]** Provided herein is a method of inhibiting or treating a microbial infection in a subject. In some embodiments, the method includes selecting a subject with a microbial infection, or at risk for contracting a microbial infection, and administering to the subject a therapeutically effective amount of one or more microRNAs (miRs) encoded by the chromosome 19 miRNA cluster (C19MC). In some embodiments, the method includes direct administration of the one or more miRs encoded by the C19MC. In other embodiments, administering the one or more miRs encoded by the C19MC comprises administering a nucleic acid molecule encoding the C19MC or a biologically active portion thereof. In some examples, the nucleic acid molecule comprises a vector, such as a plasmid vector or a viral vector.

**[0093]** In some embodiments, the microbial infection is a viral infection. The viral infection can be an infection caused by any type of virus. In some examples, the virus is an RNA virus. RNA viruses include, for example, coxsackieviruses (e.g. coxsackievirus A and coxsackievirus B), poliovirus, vesicular stomatitis virus, human immunodeficiency virus, hepatitis C virus, rubella virus and morbilliviruses (such as measles virus). In particular examples, the RNA virus is a coxsackievirus, poliovirus, vesicular stomatitis virus, human immunodeficiency virus or hepatitis C virus. In other examples, the virus is a DNA virus. DNA viruses include, for example, vaccinia virus, herpes simplex viruses (HSV-1 and -2), Epstein-Ban virus, hepatitis B virus, parvovirus and varicella zoster. In particular examples, the DNA virus is a vaccinia virus or a herpes simplex virus. In some embodiments, the virus is not cytomegalovirus (CMV).

**[0094]** In some embodiments, the microbial infection is a bacterial infection. In some examples, the bacteria is *Staphylococcus aureus*, Group A *Streptococcus*, *Listeria monocytogenes*, *Bacillus anthracis*, *Burkholderia pseudomallei*, *Helicobacter pylori*, *Salmonella enterica* or *Vibrio cholerae*.

**[0095]** In some embodiments, the microbial infection is a parasitic infection. In some examples, the parasite is the protozoan parasite *Toxoplasma gondii*.

**[0096]** In some embodiments, inhibiting the microbial infection comprises preventing the microbial infection.

**[0097]** In some embodiments, the method comprises inhibiting or preventing intrauterine transmission of the microbial infection.

**[0098]** In some embodiments of the disclosed methods, administration is extrauterine. In other embodiments, administration is intrauterine.

**[0099]** In some examples, the one or more miRs, or nucleic acid molecule encoding the C19MC or biologically active portion thereof, is administered prophylactically to prevent infection. In other examples, the one or more miRs, or nucleic acid molecule encoding the C19MC or biologically active portion thereof, is administered to treat an existing infection.

**[0100]** The one or more miRs administered to the subject can be any single miR or any combination of two or more miRs that are encoded by the C19MC. Similarly, if the subject is administered a nucleic acid molecule comprising the C19MC or biologically active portion thereof, the subject can be administered the entire C19MC or a portion that encodes a single or multiple miRs. The miR genes included in the C19MC are shown in FIG. 8 and listed in Table 1. Table 1 also lists 58 unique mature miR sequences encoded by the miR genes.

**[0101]** In some embodiments, the subject is administered a single miR. In other embodiments, the subject is administered at least 2, at least 3, at least 4, at least 5, at least 6, at least 7, at least 8, at least 9, at least 10, at least 11, at least 12, at least 13, at least 14, at least 15, at least 16, at least 17, at least 20, at least 25, at least 30, at least 35, at least 40, at least 45, at least 50, or at least 55 miRs.

**[0102]** In another embodiment, the subject is administered all miRs encoded by the cluster. In particular examples, the miRs are mature miRs.

**[0103]** In other embodiments, the subject is administered a nucleic acid molecule comprising all miR genes of the C19MC (see Table 1). In another embodiment, the subject is administered a nucleic acid molecule encoding a single miR encoded by the C19MC. In yet other embodiments, the subject is administered a nucleic acid molecule encoding at least 2, at least 3, at least 4, at least 5, at least 6, at least 7, at least 8, at least 9, at least 10, at least 11, at least 12, at least 13, at least 14, at least 15, at least 16, at least 17, at least 20, at least 25, at least 30, at least 35, at least 40, at least 45, at least 50, or at least 55 miRs of the C19MC. In particular examples, the miRs are mature miRs.

**[0104]** In some embodiments, the subject is administered the entire C19MC or a nucleic acid molecule encoding the entire C19MC.

**[0105]** In some embodiments, the biologically active portion of the C19MC, or the one or more miRs, comprises miR-517-3p, miR-516b-5p or miR-512-3p. In particular examples, the biologically active portion of the C19MC, or the one or more miRs comprises miR-517-3p, miR-516b-5p, and miR-512-3p. In other particular examples, the biologically active portion of the C19MC, or the one or more miRs comprises miR-517-3p, miR-1323, miR-516b-5p, miR-525-5p, miR-512-3p and miR-515-3p.

**[0106]** In some examples, the biologically active portion of the C19MC, or the one or more miRs, comprises miR-512-3p, miR-516b, miR-517-3p, or any combination of two or more thereof. In particular examples, the biologically active portion of the C19MC, or the one or more miRs, comprises miR-512-3p, miR-516b, miR- and 517-3p. In further examples, a single miR selected from miR-512-3p, miR-516b, miR- and 517-3p is administered to the subject.

**[0107]** In other examples, the biologically active portion of the C19MC, or the one or more miRs, comprises miR-512-3p, miR-515-3p, miR-516b, miR-517-3p, miR-525-5p and miR-1323. In yet other examples, the biologically active portion of the C19MC, or the one or more miRs, comprises miR-1323, miR-512-3p, miR-512-5p, miR-515-3p, miR-515-5p, miR-516b, miR-517-3p, miR-517c, miR-518a-5p, miR-518b, miR-518e, miR-519c-3p, miR-519d, miR-520c-3p, miR-520h and miR-525-5p.

**[0108]** In some examples, the nucleotide sequence of the one or more miRs is at least 95%, at least 96%, at least 97%, at least 98% or at least 99% identical to one or more of SEQ ID NOs: 1-59. In non-limiting examples, the nucleotide sequence of the one or more miRs comprises or consists of one or more of SEQ ID NOs: 1-59.

**[0109]** Further provided herein is a method of inducing autophagy in a cell. In some embodiments, the method includes contacting the cell with an effective amount of one or more miRs encoded by the C19MC. In some embodiments, the method includes directly contacting the cell with the one or more miR molecules. In other embodiments, contacting the cell with the one or more miRs encoded by the C19MC

comprises contacting the cell with a nucleic acid molecule encoding the C19MC or a biologically active portion thereof. In some examples, the nucleic acid molecule comprises a vector, such as a plasmid vector or a viral vector.

**[0110]** In some embodiments, the method is an *in vitro* method. In some examples of the *in vitro* method, the cell is a primary cell. In other examples, the cell is an immortalized cell.

**[0111]** In other embodiments, the method is an *in vivo* method and contacting the cell comprises administering to a subject an effective amount of one or more miRs encoded by the C19MC, or a nucleic acid molecule encoding the C19MC or a biologically active portion thereof. In some embodiments, the subject suffers from a disease associated with a deficiency in autophagy and/or a disease that can be ameliorated by stimulating autophagy. In particular examples, the disease is inflammatory bowel disease, Crohn's disease, alcoholic liver disease, Parkinson's disease, Alzheimer's disease, heart disease, diabetes or obesity.

**[0112]** The one or more miRs contacted with the cell (*in vitro* or *in vivo*) can be any single miR or any combination of two or more miRs that are encoded by the C19MC. Similarly, if the cell is contacted with a nucleic acid molecule encoding the C19MC or biologically active portion thereof, the cell can be contacted with the entire C19MC or a portion that encodes a single or multiple miRs. In some embodiments, the cell is contacted with a single miR. In other embodiments, the cell is contacted with at least 2, at least 3, at least 4, at least 5, at least 6, at least 7, at least 8, at least 9, at least 10, at least 11, at least 12, at least 13, at least 14, at least 15, at least 16, at least 17, at least 20, at least 25, at least 30, at least 35, at least 40, at least 45, at least 50 or at least 55 miRs. In another embodiment, the cell is contacted with all miRs encoded by the C19MC. In particular examples, the miRs are mature miRs.

**[0113]** In other embodiments, the cell is contacted with a nucleic acid molecule comprising all miR genes of the C19MC (see Table 1). In another embodiment, the cell is contacted with a nucleic acid molecule encoding a single miR of the C19MC. In yet other embodiments, the cell is contacted with a nucleic acid molecule encoding at least 2, at least 3, at least 4, at least 5, at least 6, at least 7, at least 8, at least 9, at least 10, at least 11, at least 12, at least 13, at least 14, at least 15, at least 16, at least 17, at least 20, at least 25, at least 30, at least 35, at least 40, at least 45, at least 50 or at least 55 miRs of the C19MC. In particular examples, the miRs are mature miRs.

**[0114]** In some embodiments of the methods of inducing autophagy, the subject is administered the entire C19MC or a nucleic acid molecule encoding the entire C19MC. In some embodiments of the methods of inducing autophagy, the biologically active portion of the C19MC, or the one or more miRs, comprises miR-517-3p, miR-516b-5p or miR-512-3p. In particular examples, the biologically active portion of the C19MC, or the one or more miRs comprises miR-517-3p, miR-516b-5p, and miR-512-3p. In other particular examples, the biologically active portion of the C19MC, or the one or more miRs comprises miR-517-3p, miR-1323, miR-516b-5p, miR-525-5p, miR-512-3p and miR-515-3p. In some examples, the biologically active portion of the C19MC, or the one or more miRs, comprises miR-512-3p, miR-516b, miR-517-3p, or any combination of two or more thereof. In particular examples, the biologically active portion of the C19MC, or the one or more miRs, comprises miR-512-3p,

miR-516b, and miR-517-3p. In further examples, a single miR selected from miR-512-3p, miR-516b, and miR-517-3p is contacted with the cell.

**[0115]** In other examples of the methods of inducing autophagy, the biologically active portion of the C19MC, or the one or more miRs, comprises miR-512-3p, miR-515-3p, miR-516b, miR-517-3p, miR-525-5p and miR-1323. In yet other examples, the biologically active portion of the C19MC, or the one or more miRs, comprises miR-1323, miR-512-3p, miR-512-5p, miR-515-3p, miR-515-5p, miR-516b, miR-517-3p, miR-517c, miR-518a-5p, miR-518b, miR-518e, miR-519c-3p, miR-519d, miR-520c-3p, miR-520h and miR-525-5p.

**[0116]** In some examples of the methods of inducing autophagy, the nucleotide sequence of the one or more miRs is at least 95%, at least 96%, at least 97%, at least 98% or at least 99% identical to one or more of SEQ ID NOs: 1-59. In non-limiting examples, the nucleotide sequence of the one or more miRs comprises or consists of one or more of SEQ ID NOs: 1-59.

**[0117]** In some embodiments of the methods disclosed herein, the one or more miRs, or the nucleic acid molecule encoding the C19MC or biologically active portion thereof, is administered to the subject or contacted with the cell using a liposomal formulation, a cationic lipid or a polypeptide carrier.

**[0118]** In some embodiments of the disclosed methods, the nucleic acid molecule encoding the C19MC or biologically active portion thereof comprises a vector. In some examples, the vector is a plasmid vector. In other examples, the vector is a viral vector. Viral vectors can be of, for example, adenovirus, adeno-associated virus, retrovirus, herpes virus or vaccinia virus origin. Viral vectors can include modified versions of the viruses, such as replication deficient viruses. Suitable vectors, such as gene therapy vectors, are well known in the art. In some examples, the miR is expressed from recombinant circular or linear DNA plasmids using any suitable promoter. Suitable promoters for expressing RNA from a plasmid include, for example, the U6 or H1 RNA pol III promoter sequences, or a cytomegalovirus promoter. Selection of other suitable promoters is within the skill in the art. The recombinant plasmids of the present disclosure can also comprise inducible or regulatable promoters for expression of the miR.

**[0119]** In some embodiments, such as when the miR is administered as a naked nucleic acid molecule, the miR includes modifications, such as nucleotide modifications to increase nuclease resistance, or other modifications to enhance delivery and/or activity of the miR.

**[0120]** The disclosed methods comprise administering a therapeutically effective amount, or contacting a cell with an effective amount, of at least one miR encoded by the C19MC. In some embodiments, the miR is a variant or biologically-active fragment of the miR encoded by the C19MC. Thus, the miR that is administered to a subject or contacted with a cell can be identical to an endogenous (wild-type) miR (including a pri-miRNA, pre-miRNA or mature miRNA) that is encoded by the C19MC, or it can be a variant or biologically-active fragment thereof. As defined herein, a "variant" of a miR refers to a miRNA that has less than 100% identity to a corresponding wild-type miR and possesses one or more biological activities of the corresponding miR. Examples of such biological activities include, but are not limited to, inhibition of expression of a target RNA molecule (e.g., inhibiting translation of a target RNA molecule, modulating the stability

of a target RNA molecule, or inhibiting processing of a target RNA molecule), promoting viral resistance or inducing autophagy. The miR variants include species variants and variants that are the consequence of one or more mutations (e.g., a substitution, a deletion, an insertion) in a miR gene. In certain embodiments, the variant is at least about 80%, at least about 85%, at least about 90%, at least about 95%, at least about 96%, at least about 97%, at least about 98%, or at about 99% identical to a corresponding wild-type miR (such as one of the miRs listed in Table 1 or set forth herein as SEQ ID NOs: 1-59).

**[0121]** As used herein, a “biologically-active fragment” of a miR refers to an RNA fragment of a miR that possesses one or more biological activities of a corresponding wild-type miR. As described above, examples of such biological activities include, but are not limited to, inhibition of expression of a target RNA molecule, repressing protein translation, promoting viral resistance or inducing autophagy. In certain embodiments, the biologically-active fragment is at least about 9, at least about 11, at least about 13, at least about 15, at least about 17 or at least about 19 nucleotides in length.

#### V. Placental miRNAs from Chromosome 19 miRNA Cluster (C19MC)

**[0122]** Akin to other tissues, trophoblast differentiated functions are controlled by transcription factors, epigenetic modifiers and post-transcriptional influences that ultimately shape mRNA and protein expression. These pathways include small modulatory RNAs that interact with target gene 3'UTRs (or other regions of the genes) and promote RNA degradation and translational repression (Ghildiyal et al., *Nat Rev Genet.* 10:94-108, 2009; Huntzinger and Izaurralde, *Nat Rev Genet.* 12:99-110, 2011; Krol et al., *Nat Rev Genet.* 11:597-610, 2010; Friedman et al., *Genome Res* 19:92-105, 2009; Thomas and Lieberman, *Nat Struct Mol Biol* 17:1169-1174, 2010; Vickers et al., *Nat Cell Biol* 13:423-433, 2011; Herranz and Cohen, *Genes Dev* 24:1339-1344, 2010; Bartel, *Cell* 136:215-233, 2009; Carthew and Sontheimer, *Cell* 136:642-655, 2009). Among all small RNAs, previous studies have shown that human trophoblasts produce primarily miRNAs throughout pregnancy, as well as other small RNAs (piRNAs, snRNAs, and snoRNAs) (Mouillet et al., *Placenta* 31:781-784, 2010; Luo et al., *Biol Reprod* 81:717-729, 2009; Mouillet et al., *Birth Defects Res A Clin Mol Teratol* 91:737-

743, 2011; Barad et al., *Genome Res* 14:2486-2494, 2004; Pineles et al., *Am J Obstet Gynecol* 196:261, 2007). Many of these miRNAs are stably released into the maternal circulation, suggesting a miRNA-based mechanism for fetal-maternal communication (Mouillet et al., *Placenta* 31:781-784, 2010; Chim et al., *Clin Chem* 54:482-190, 2008).

**[0123]** Approximately 30-40% of placental miRNA species are expressed from defined miRNA clusters (Luo et al., *Biol Reprod* 81:717-729, 2009; Liang et al., *Genomics* 8:166, 2007; Bortolin-Cavaille et al., *Nucleic Acids Res* 37:3464-3473, 2009). Unique among these clusters is a primate-specific, large miRNA cluster (~100 kb, 46 highly-related miRNA genes), expressed from chromosomal region 19q13.41 (Bentwich et al., *Nat Genet.* 37:766-770, 2005). MiRNA members of this chromosome 19 miRNA cluster (C19MC) are expressed throughout human pregnancy, and nearly exclusively in the placenta (Luo et al., *Biol Reprod* 81:717-729, 2009; Liang et al., *Genomics* 8:166, 2007; Bortolin-Cavaille et al., *Nucleic Acids Res* 37:3464-3473, 2009; Chiu et al., *Clin Chem* 52:313-316, 2006). Although the C19MC genomic sequence contains many primate-specific Alu repeats, which may mediate gene rearrangement (Zhang et al., *Mol Biol Evol* 25:1493-1502, 2008; Lehnert et al., *PLoS One* 4:e4456, 2009), secondary structure conservation and low SNP frequency of C19MC suggests that this cluster is evolutionarily stable. Selected placenta-specific miRNA species are found in the maternal blood throughout pregnancy. Their levels are not uniform, and rapidly decline in the first 24 h postpartum (Ng et al., *Proc Natl Acad Sci USA* 100:4748-4753, 2003; Gilad et al., *PLoS One* 3:e3148, 2008).

**[0124]** A schematic of the genomic organization of C19MC is shown in FIG. 8. A list of the specific miRNA genes included in this cluster is provided in the table below. The names and sequences of the mature forms of each miRNA gene are also shown. Many miR genes encode more than one mature product (the “5p” and “3p” products from the 5' and 3' arms, respectively, of the hairpin precursor). In some instances, two different miR genes encode a mature product with the same sequence (for example, see hsa-miR-512-1 and hsa-miR-512-2). All sequences shown in Table 1 were obtained from miRBase (world wide web at mirbase.org) on Feb. 27, 2012. The present disclosure contemplates the use of any microRNA product (a pri-miRNA, pre-miRNA or mature RNA) encoded by any of the genes listed in Table 1.

TABLE 1

miRNAs of the chromosome 19 miRNA cluster			
Gene	Mature miRNA	Sequence of Mature miRNA	SEQ ID NO:
hsa-mir-512-1	hsa-miR-512-5p	CACUCAGCCUUGAGGGCACUUUC	1
	hsa-miR-512-3p	AAGUGCUGUCAUAGCUGAGGUC	2
hsa-mir-512-2	hsa-miR-512-5p	CACUCAGCCUUGAGGGCACUUUC	1
	hsa-miR-512-3p	AAGUGCUGUCAUAGCUGAGGUC	2
hsa-mir-1323	hsa-miR-1323	UCAAACUGAGGGGCAUUUUUCU	3
hsa-mir-498	hsa-miR-498	UUUCAAGCCAGGGGGCGUUUUUC	4
hsa-mir-520e	hsa-miR-520e	AAAGUCUUCUUUUUGAGGG	5
hsa-mir-515-1	hsa-miR-515-5p	UUCUCCAAAAGAAAGCACUUUCUG	6
	hsa-miR-515-3p	GAGUGCCUUCUUUGGAGCGUU	7

TABLE 1-continued

miRNAs of the chromosome 19 miRNA cluster			
Gene	Mature miRNA	Sequence of Mature miRNA	SEQ ID NO:
hsa-mir-519e	hsa-miR-519e-5p	UUCUCCAAAAGGGAGCACUUUC	8
	hsa-miR-519e-3p	AAGUGCCUCCUUUAGAGUGUU	9
hsa-mir-520f	hsa-miR-520f	AAGUGCUCCUUUAGAGGGUU	10
hsa-mir-515-2	hsa-miR-515-5p	UUCUCCAAAAGAAAGCACUUUCUG	6
	hsa-miR-515-3p	GAGUGCCUUCUUUGGAGCGUU	7
hsa-mir-519c	hsa-miR-519c-5p	CUCUAGAGGGAAGCGUUUCUG	11
	hsa-miR-519c-3p	AAAGUGCAUCUUUUAGAGGAU	12
hsa-mir-1283-1	hsa-miR-1283	UCUACAAGGAAAGCGUUUCU	13
hsa-mir-520a	hsa-miR-520a-5p	CUCCAGAGGGAAGUACUUUCU	14
	hsa-miR-520a-3p	AAAGUGCUCCUUUGGACUGU	15
hsa-mir-526b	hsa-miR-526b-5p	CUCUUGAGGGAAGCACUUUCUG	16
	hsa-miR-526b-3p	GAAAGUGCUCCUUUAGAGGC	17
hsa-mir-519b	hsa-miR-519b-5p	CUCUAGAGGGAAGCGUUUCUG	18
	hsa-miR-519b-3p	AAAGUGCAUCUUUUAGAGGU	19
hsa-mir-525	hsa-miR-525-5p	CUCCAGAGGGAUGCACUUUCU	20
	hsa-miR-525-3p	GAAGGCGCUCCUUUAGAGCG	21
hsa-mir-523	hsa-miR-523-5p	CUCUAGAGGGAAGCGUUUCUG	22
	hsa-miR-523-3p	GAACGCGCUCCUUAUAGAGGGU	23
hsa-mir-518f	hsa-miR-518f-5p	CUCUAGAGGGAAGCACUUUCUC	24
	hsa-miR-518f-3p	GAAAGCGCUUCUUUAGAGG	25
hsa-mir-520b	hsa-miR-520b	AAAGUGCUCCUUUAGAGGG	26
hsa-mir-518b	hsa-miR-518b	CAAAGCGCUCCUUUAGAGGU	27
hsa-mir-526a-1	hsa-miR-526a	CUCUAGAGGGAAGCACUUUCUG	28
hsa-mir-520c	hsa-miR-520c-5p	CUCUAGAGGGAAGCACUUUCUG	29
	hsa-miR-520c-3p	AAAGUGCUCCUUUAGAGGGU	30
hsa-mir-518c	hsa-miR-518c-5p	UCUCUGAGGGAAGCACUUUCUG	31
	hsa-miR-518c-3p	CAAAGCGCUUCUUUAGAGUGU	32
hsa-mir-524	hsa-miR-524-5p	CUACAAGGGAAGCACUUUCUC	33
	hsa-miR-524-3p	GAAGGCGCUCCUUUGGAGU	34
hsa-mir-517-3p	hsa-miR-517-5p	CCUCUAGAUGGAAGCACUGUCU	35
	hsa-miR-517-3p	AUCGUGCAUCCUUUAGAGUGU	36
hsa-mir-519d	hsa-miR-519d	CAAAGUGCCUCCUUUAGAGUG	37
hsa-mir-521-2	hsa-miR-521	AACGCACUCCUUUAGAGUGU	38
hsa-mir-520d	hsa-miR-520d-5p	CUACAAGGGAAGCCUUUC	39
	hsa-miR-520d-3p	AAAGUGCUUCUUUGGUGGGU	40



TABLE 1-continued

miRNAs of the chromosome 19 miRNA cluster			
Gene	Mature miRNA	Sequence of Mature miRNA	SEQ ID NO:
hsa-mir-520g	hsa-miR-520g	ACAAAGUGCUUCCUUUAGAGUGU	42
hsa-mir-516b-2	hsa-miR-516b-5p	AUCUGGAGGUAAGAAGCACUUU	43
	hsa-miR-516b-3p	UGCUCUUUCAGAGGGU	44
hsa-mir-526a-2	hsa-miR-526a	CUCUAGAGGGAAGCACUUUCUG	28
hsa-mir-518e	hsa-miR-518e-5p	CUCUAGAGGGAAGCGUUUCUG	45
	hsa-miR-518e-3p	AAAGCGUUCUUUCAGAGUG	46
hsa-mir-518a-1	hsa-miR-518a-5p	CUGCAAAGGGAAGCCUUUC	47
	hsa-miR-518a-3p	GAAAGCGUUCUUUCUGGA	48
hsa-mir-518d	hsa-miR-518d-5p	CUCUAGAGGGAAGCACUUUCUG	49
	hsa-miR-518d-3p	CAAAGCGUUCUUUCUGGAGC	50
hsa-mir-516b-1	hsa-miR-516b-5p	AUCUGGAGGUAAGAAGCACUUU	43
	hsa-miR-516b-3p	UGCUCUUUCAGAGGGU	44
hsa-mir-518a-2	hsa-miR-518a-5p	CUGCAAAGGGAAGCCUUUC	47
	hsa-miR-518a-3p	GAAAGCGUUCUUUCUGGA	48
hsa-mir-517c	hsa-miR-517-5p	CCUCUAGAUGGAAGCACUGUCU	35
	hsa-miR-517c-3p	AUCGUGCAUCCUUUAGAGUGU	51
hsa-mir-520h	hsa-miR-520h	ACAAAGUGCUUCCUUUAGAGU	52
hsa-mir-521-1	hsa-miR-521	AACGCACUUCUUUAGAGUGU	38
hsa-mir-522	hsa-miR-522-5p	CUCUAGAGGGAAGCGUUUCUG	53
	hsa-miR-522-3p	AAAUGGUUCCUUUAGAGUGU	54
hsa-mir-519a-1	hsa-miR-519a-5p	CUCUAGAGGGAAGCGUUUCUG	55
	hsa-miR-519a-3p	AAAGUGCAUCCUUUAGAGUGU	56
hsa-mir-527	hsa-miR-527	CUGCAAAGGGAAGCCUUUC	57
hsa-mir-516a-1	hsa-miR-516a-5p	UUCUCGAGGAAAGAAGCACUUUC	58
	hsa-miR-516a-3p	UGCUCUUUCAGAGGGU	59
hsa-mir-1283-2	hsa-miR-1283	UCUACAAGGAAAGCGUUUCU	13
hsa-mir-516a-2	hsa-miR-516a-5p	UUCUCGAGGAAAGAAGCACUUUC	58
	hsa-miR-516a-3p	UGCUCUUUCAGAGGGU	59
hsa-mir-519a-2	hsa-miR-519a-3p	AAAGUGCAUCCUUUAGAGUGU	56

### Placental Exosomes

[0125] A significant fraction of plasma miRNA is packaged in exosomes. These nanoparticles function as “cargo vehicles” (Valadi et al., *Nat Cell Biol* 9:654-659, 2007; Simpson et al., *Proteomics* 8:4083-4099, 2008; Skog et al., *Nat Cell Biol* 10:1470-1476, 2008) to transfer nucleic acids, proteins, lipids and other biomolecules to proximal and distant tissues (Thery et al., *Nat Rev Immunol* 9:581-593, 2009; Raposo et al., *J Exp Med* 183:1161-1172, 1996; Alvarez-Erviti et al., *Nat Biotechnol* 29:341-345, 2011). Exosomes

belong to a large family of intracellular and extracellular microvesicular bodies, ranging in size between >100 nm (apoptotic blebs and microparticles) to approximately 30-120 nm (exosomes). Exosomes can fuse intracellularly with lysosomes to destroy content or fuse with plasma membranes to release exosomal content via exocytosis or ectocytosis (Thery et al., *Nat Rev Immunol* 2:569-579, 2002; Pan and Johnstone, *Cell* 33:967-978, 1983; Keller et al., *Immunol Lett* 107:102-108, 2006). Exosomes are defined by size, cup-shaped form, sucrose gradient buoyancy (1.13-1.19 g/mL), and a detergent-resistant, lipid raft-rich membrane bilayer of proteins,

cholesterol, and sphingolipids. Some of the membrane proteins are common, such as cytoskeletal proteins, chaperones, and tetraspanins, including CD9, CD63, CD81, and others specific to the exosome's cell of origin (Simpson et al., *Proteomics* 8:4083-4099, 2008; They et al., *Nat Rev Immunol* 2:569-579, 2002). Surface proteins may determine exosome specificity to target cells, which they enter via endocytosis-based internalization (Morelli et al., *Blood* 104:3257-3266, 2004), cell membrane fusion (Denzer et al., *J Immunol* 165:1259-1265, 2000), or receptor-ligand interactions (Admyre et al., *Eur J Immunol* 36:1772-1781, 2006).

**[0126]** Thus, exosomes act as a form of communication among different cell types, with potentially striking consequences to recipient cells (e.g., induction of apoptosis, mediated by the FAS ligand binding to FAS receptors). Relevant to the present disclosure, exosomes were recently found to be enriched for miRNAs (Valadi et al., *Nat Cell Biol* 9:654-659, 2007; Eldh et al., *PLoS One* 5:e15353, 2010), akin to virally-mediated intercellular transfer of genetic material, with potential beneficial or harmful consequences (Eldh et al., *PLoS One* 5:e15353, 2010). The human placenta is known to express microvesicular bodies of diverse sizes, mainly shed as syncytiotrophoblast microparticles, implicated in preeclampsia-related placental apoptosis. Production of exosomes has been studied in first trimester trophoblasts, where exosomes likely contribute to the establishment of maternal immune tolerance, possibly via impaired T-cell signaling, down-regulation of NK cell receptor NKG2D, and enhanced apoptotic pathways through FasL, TRAIL, and PD-L (Luo et al., *Biol Reprod* 81:717-729, 2009; Taylor et al., *J Immunol* 176:1534-1542, 2006; Hedlund et al., *J Immunol* 183:340-351, 2009; Mincheva-Nilsson and Baranov, *Am J Reprod Immunol* 63:520-533, 2010). The production and function of placental exosomes after the first trimester of human pregnancy, and the role of miRNAs packaged in these exosomes, has not been previously studied.

#### VI. Administration of miRNAs

**[0127]** A nucleic acid molecule encoding C19MC, or a biologically active portion thereof (including a single miR or multiple miRs), can be administered to a subject in need of treatment using any suitable means known in the art. Nucleic acid-based therapeutic agents can be administered to a subject by any suitable route. In some examples, the nucleic acid molecules are administered using an enteral or parenteral administration route. Suitable enteral administration routes include, for example, oral, rectal, or intranasal delivery. Suitable parenteral administration routes include, for example, intravascular administration (such as intravenous bolus injection, intravenous infusion, intra-arterial bolus injection, intra-arterial infusion and catheter instillation into the vasculature); subcutaneous injection or deposition, including subcutaneous infusion (such as by osmotic pumps); direct application to the tissue of interest, for example by a catheter or other placement device (e.g., a suppository or an implant comprising a porous, non-porous, or gelatinous material); and inhalation. In some cases, suitable administration routes are injection, infusion and direct injection into a target tissue.

**[0128]** In the context of the present disclosure, a miR or a nucleic acid molecule encoding C19MC, or a biologically active portion thereof, can be administered to the subject either as naked RNA or DNA in combination with a delivery reagent, or can be encoded by a recombinant plasmid or viral vector. Recombinant plasmids and viral vectors including

sequences that express the C19MC or biologically active portion thereof, and techniques for delivering such plasmids and vectors to target cells, are well known in the art.

**[0129]** In some embodiments, liposomes are used to deliver the nucleic acid molecule to a subject. Liposomes can also increase the blood half-life of nucleic acids. Suitable liposomes for use with the present disclosure can be formed from standard vesicle-forming lipids, which generally include neutral or negatively charged phospholipids and a sterol, such as cholesterol. The selection of lipids is generally guided by consideration of several factors, such as the desired liposome size and half-life of the liposomes in the blood stream. A variety of methods are known in the art for preparing liposomes (see, for example, Szoka et al., *Ann. Rev. Biophys. Bioeng.* 9:467, 1980; and U.S. Pat. Nos. 4,235,871; 4,501,728; 4,837,028; and 5,019,369). In some embodiments, polymers can be used to deliver a nucleic acid molecule to a subject. Cationic lipids and polymers that can be used to deliver therapeutic nucleic acid molecules have been described (see, for example, Zhang et al., *J Control Release.* 123(1):1-10, 2007; Vorhies et al., *Methods Mol. Biol.* 480:11-29, 2009; and U.S. Patent Application Publication No. 2009/0306194). Polypeptide carriers can also be used to administer nucleic acid molecules, such as miRs, to a subject (see, for example, Rahbek et al., *J. Gene Med.* 10:81-93, 2008).

**[0130]** Nucleic acid molecules can be administered in any suitable manner, preferably with pharmaceutically acceptable carriers. Pharmaceutically acceptable carriers are determined in part by the particular composition being administered, as well as by the particular method used to administer the composition. Accordingly, there is a wide variety of suitable formulations of pharmaceutical compositions of the present disclosure.

**[0131]** Preparations for parenteral administration include sterile aqueous or non-aqueous solutions, suspensions, and emulsions. Examples of non-aqueous solvents are propylene glycol, polyethylene glycol, vegetable oils such as olive oil, and injectable organic esters such as ethyl oleate. Aqueous carriers include water, alcoholic/aqueous solutions, emulsions or suspensions, including saline and buffered media. Parenteral vehicles include sodium chloride solution, Ringer's dextrose, dextrose and sodium chloride, lactated Ringer's, or fixed oils.

**[0132]** Intravenous vehicles include fluid and nutrient replenishers, electrolyte replenishers (such as those based on Ringer's dextrose), and the like. Preservatives and other additives may also be present such as, for example, antimicrobials, anti-oxidants, chelating agents, and inert gases and the like.

**[0133]** Formulations for topical administration may include ointments, lotions, creams, gels, drops, suppositories, sprays, liquids and powders. Conventional pharmaceutical carriers, aqueous, powder or oily bases, thickeners and the like may be necessary or desirable.

**[0134]** Compositions for oral administration include powders or granules, suspensions or solutions in water or non-aqueous media, capsules, sachets, or tablets. Thickeners, flavorings, diluents, emulsifiers, dispersing aids or binders may be desirable.

**[0135]** Administration can be accomplished by single or multiple doses. The dose required will vary from subject to subject depending on the species, age, weight and general condition of the subject, the particular nucleic acid molecule being used and its mode of administration. An appropriate

dose can be determined by one of ordinary skill in the art using only routine experimentation.

**[0136]** The following examples are provided to illustrate certain particular features and/or embodiments. These examples should not be construed to limit the disclosure to the particular features or embodiments described.

## EXAMPLES

### Example 1

#### Materials and Methods

**[0137]** This example describes the materials and experimental procedures used for the studies described in Example 2.

#### Cells and PHT Exosome Purification

**[0138]** Primary human trophoblasts (PHT cells) were isolated from normal singleton term placentas using the trypsin-deoxyribonuclease-dispase/Percoll method as described by Kliman et al., with previously published modifications (Kliman et al., *Endocrinology* 118, 1567-1582, 1986; Nelson et al., *Am J Obstet Gynecol* 180, 896-902, 1999). Cells were maintained in DMEM (Sigma) containing 10% fetal bovine serum (FBS, Hyclone, Logan, Utah, USA) and antibiotics at 37° C. in a 5% carbon dioxide (CO<sub>2</sub>)-air atmosphere. Cells were maintained 72 h after plating, with cell quality monitored both morphologically (by microscopy) and by medium human chorionic gonadotropin (hCG) levels, determined by enzyme-linked immunosorbent assay (ELISA, DRG International, Mountainside, N.J.), showing a characteristic increase in medium hCG as cytotrophoblasts differentiate into syncytiotrophoblasts (Nelson et al., *Am J Obstet Gynecol* 180, 896-902, 1999; Chen et al., *J Biol Chem* 281, 2764-2772, 2006).

**[0139]** For isolation of PHT exosomes, PHT cells were maintained for 48 h in DMEM containing 10% FBS that was ultracentrifuged at 108,000×g for 10 h to deplete pre-existing FBS exosomes. Exosomes were isolated as described previously (Montecalvo et al., *J Immunol* 180, 3081-3090, 2008). Briefly, supernatants from 200 million PHT cells were combined and subsequently centrifuged at 300×g for 5 min, 1,200×g for 10 min, and 10,000×g for 30 min. Exosomes were concentrated by centrifugation at 2,500×g for 25 min using a Vivacell 100 filter (BioExpress, Kaysville, Utah, USA; F-2820-100C), then ultracentrifuged at 108,000×g for 1 h, and the exosome pellet was subsequently ultracentrifuged on top of a 30% sucrose density cushion at 108,000×g for 1 h (Lamparski et al., *J Immunol Methods* 270, 211-226, 2002). The exosomal phase was collected and resuspended in PBS, before ultracentrifugation at 108,000×g for 1 h. The total amount of exosomes was determined by total protein spectrophotometry. Exosome-depleted PHT supernatant was produced by subsequently centrifugation at 300×g for 5 min, 1,200×g for 10 min, 10,000×g for 30 min and 108,000×g for 1.5 h. Exosomes were reconstituted in FBS-exosome depleted complete medium at a ten-fold concentration over conditioned medium.

**[0140]** Human osteosarcoma U2OS, human foreskin fibroblast (HFF), and Huh7.5 cells were cultured in DMEM-H supplemented with 10% FBS and penicillin/streptomycin. Vero African green monkey kidney cells were maintained in DMEM-H supplemented with 5% FBS and penicillin/streptomycin. Caco-2 (ATCC clone) human intestinal epithelial

cells were cultured in MEM supplemented with 10% FBS, non-essential amino acids, sodium pyruvate, and penicillin/streptomycin. Immortalized human first trimester extravillous trophoblast cells, provided by C H Graham, Kingston, Ontario, Canada (Graham et al., *Exp Cell Res* 206, 204-211, 1993) were cultured in RPMI-1640 (Cellgro, Manassas, Va., USA), supplemented with 5% bovine growth serum (Hyclone) and antibiotics.

**[0141]** Conditioned media from PHT or other cells were harvested between 48-72 h post plating. Conditioned medium was subjected to sonication or heat-inactivation for 30 min at 65° C. Recipient cells were exposed to conditioned medium for ~24 h prior to assay.

#### Viruses

**[0142]** Experiments were performed with vesicular stomatitis virus (VSV), green fluorescent protein (GFP)-tagged VSV, recombinant yellow fluorescent protein (YFP)-tagged vaccinia virus as described (VV) (Moser et al., *PLoS Pathog* 6, e1000954, 2010), coxsackievirus B3-RD isolate (CVB3-RD) as described (Coyne and Bergelson, *Cell* 124, 119-131, 2006), poliovirus (PV) as described (Coyne et al., *EMBO J.* 26, 4016-4028, 2007), cytomegalovirus (hCMV Towne strain), cell culture grown hepatitis C virus (HCV) expressing firefly luciferase (HCVcc-luc), or GFP-tagged herpes simplex virus-1 (HSV1, strain KOS) as described (Desai and Person, *J Virol* 72, 7563-7568, 1998). VSV was expanded by growth on Vero cells and media was harvested. Viral titers were determined by plaque assays as previously described (Bozym et al., *Cell Host Microbe*. 11:153-166, 2012). Plaque assays were conducted on Vero (VSV and GFP-VSV) or HeLa (CVB) cells. Confluent monolayers were treated with serial dilutions of virus for one hour at 37° C. (VSV) or at room temperature (CVB). Cells were then overlaid with agarose and incubated for 48 h. Plaques were visualized by crystal violet staining and plaques enumerated. HCVcc-luc propagation was performed as described (Liu et al., *J. Virol.* 83:2011-2014, 2009).

**[0143]** Experiments assessing productive virus infection were performed as follows. PHT cells were infected with CVB, PV, VSV, VV, or HSV-1 for 14-15 h (multiplicity of infection (MOI)=5), or CMV for 24 h. Infections were performed with three individual PHT preparations in duplicate. hCMV infections were performed with two individual PHT preparations in triplicate. For 3-MA experiments assessed by RT-qPCR, PHT cells were infected with GFP-VSV for 15 h at MOI=5. For experiments analyzing immediate early viral gene expression measured by RT-qPCR, PHT cells were infected with CVB, VSV, VV, or HSV-1 for 6-7 h at MOI=1. HeLa cells were infected with CVB or PV at an MOI=5 for 8 h. HFF cells were infected with CMV for 24 h, VSV or CVB (MOI=5) for 15 h. Vero cells were infected with VSV for 6 h (MOI=5). Caco-2 cells were infected with VSV or CVB for 7 h (MOI=5). RL-95 cells were infected with CVB for 15 h (MOI=5). For immunofluorescence, U2OS cells were infected with CVB for 7 h (MOI=5), VSV (MOI=5), VV, or HSV-1 (MOI=1) for 15 h. For RT-qPCR, U2OS cells were infected with CMV, VSV, HSV-1 or VV for 5-6 h (MOI=1). Huh7.5 cells were infected with HCVcc as described previously (Liu et al., *J. Virol.* 83:2011-2014, 2009).

#### miRNA Mimics, Plasmids, and Transfections

**[0144]** Mimics for C19MC miRNAs (miRIDIAN) as well as a non-targeting control miRNA mimic were obtained from Thermo-Fisher (Dharmacon, Lafayette, Colo.) as described

(Donker et al., *Mol. Hum. Reprod.* 18(8):417-424, 2012). U2OS cells or other cell lines were transfected with one or multiple miRNA mimics or miRNA mimic negative control (final concentration 6 nM for each miRNA mimic) using DharmaFECT-1 transfection reagent (Thermo Fisher Scientific) or HiPerFect™ (Qiagen) according to manufacturer's instructions. Cells were assayed 48 h post-transfection.

**[0145]** The total concentration of non-targeting control miRNA mimics was adjusted to that of all active miRNA mimics. For siRNA transfections, U2OS cells were reverse transfected using HiPerFect™ transfection reagent (Qiagen). For silencing of beclin-1, 40 nM per well of scrambled non-targeting siRNA (siControl) or beclin-1 siRNA (Cell Signaling, #6222S) were transfected.

**[0146]** Plasmid transfections were performed using X-tremeGENE 9 (Roche) according to manufacturer's protocol. The mRFP-LC3B expression construct was purchased from Addgene (plasmid 21075) and originally constructed by Tamotsu Yoshimori (Kimura et al., *Autophagy* 3, 452-460, 2007). For experiments with conditioned media and purified exosomes, cells were transfected, exposed to media 24 h later, and fixed 48 h post-transfection. For all other experiments, the cells were assayed 48 h post-transfection.

#### C19MC BAC Preparation and Transfection

**[0147]** The BAC RP11-1055O17 containing 160,970 bp of genomic DNA from region q13-42 of chromosome 19 was obtained from the BACPAC Resource Center located at the Children's Hospital Oakland Research Institute (CHORI) in Oakland, Calif. The BAC clone harbors the entire C19MC miRNA cluster spanning around 100 kb and contains an additional 60 kb of flanking sequences. The nucleotide sequence of the genomic insert in BAC RP11-1055O17 is set forth herein as SEQ ID NO: 60. Recombineering of the BAC was performed as described (Warming et al., *Nucleic Acids Res* 33, e36, 2005). A GFP::zeocin cassette from the pSE-LECT-GFPzeo-mcs plasmid (InvivoGen, CA), was PCR amplified and cloned into the Hind III and Bam HI sites of pBluescript II SK(+) (pBS-SK). BAC specific homology arms of ~500 bp each were PCR amplified and cloned into pBS-SK using the restriction sites flanking the GFP::zeocin cassette (5' arm: Xho I and Hind III; 3' arm: Bam HI and Xba I). The whole targeting cassette was then PCR amplified, gel purified, and electroporated into the recombinogenic SW 106 bacterial strain containing the recipient BAC. In addition to the construct that was simply tagged with the GFP::zeocin cassette at the 3' end of the C19MC cluster, a BAC with a deletion of the entire C19MC coding sequence was created and used as a control in transfection experiments. By choosing a 5' homology arm located upstream of the miRNA cluster and keeping the same 3' homology arm, the recombination led to the actual deletion (BAC "trimming") of the entire miRNA locus (~100 kb). The construct contain ~60 kb of genomic DNA flanking the GFP::zeocin cassette. Bacteria harboring the BAC with the desired alteration were selected on selective medium with chloramphenicol (12.5 µg/ml) and zeocin (25 µg/ml). The correct BAC constructs, confirmed by using restriction mapping and PCR, were transformed back into DH10B bacterial cells for propagation. BAC DNA for transfection was prepared using the PhasePrep BAC DNA kit following the recommendations from the manufacturer (Sigma).

#### RNA Isolation, Microarrays and miRNA RT-qPCR

**[0148]** For miRNA analysis, total cellular RNA was purified from cells using miRNeasy Mini Kit (Qiagen, Valencia, Calif.), according to the manufacturer's instructions. Prior to RNA isolation, non-exosomal RNA were degraded using 400 ng/µl RNase at 37° C. for 15 min (Valadi et al., *Nat Cell Biol* 9, 654-659, 2007). For miRNA analysis, reverse transcription and quantitative PCR (RT-qPCR) of duplicate samples was performed using the miScript PCR system (Qiagen, Valencia, Calif.), following the manufacturer's instructions. Detection of all miRNAs was performed using respective miScript primers (Qiagen, Valencia, Calif.). Dissociation curves were run on all reactions to ensure amplification of a single product. Control H<sub>2</sub>O samples were included in all RT and PCR reactions. Total RNA input was normalized using RNU6B RNA as an endogenous control. The fold increase relative to control samples was determined by the 2- $\Delta\Delta C_t$  method (Livak and Schmittgen, *Methods* 25, 402-408, 2001). Microarray analysis of C19MC miRNA expression in PHT cells and in PHT exosomes was performed using Agilent's Human miRNA V3 8x15K arrays.

**[0149]** For analysis of C19MC miRNA targets, total cellular RNA was purified from U2OS or HTR8/Sv-Neo cells using miRNeasy Mini Kit (Qiagen), according to the manufacturer's instructions (Agilent Technologies, Santa Clara, Calif.). The quality of RNA was confirmed using 2100 Bioanalyzer (Agilent Technologies, Santa Clara, Calif.). A total of 100 ng of RNA was used for labeling, generating cyanine 3-labeled lineary amplified cRNA. Six hundred ng of cRNA was used for microarray hybridization as per Agilent protocol, performed using Agilent's SurePrint G3 Hmn GE 8x60K human arrays. Array data were extracted using a High-Resolution C scanner (Agilent) and a GE1 107 (September 09) feature extraction protocol (Agilent).

**[0150]** All data were from the three experimental paradigms were log 2 transformed and normalized separately using the cyclic loess normalization method (Wu et al., *BMC Bioinformatics* 6:309, 2005). Identical probes targeting the same mRNA transcripts were averaged by probe set intensity values. A moderated student's t test, which is based on an empirical Bayesian algorithm, as implemented in the R package "limma" (G. K. Smyth, "Linear models and empirical Bayes methods for assessing differential expression in microarray experiments," *Statistical Applications in Genetics and Molecular Biology*, 3:Article 3, 2004) was applied to test, for each gene, if it was differentially expressed between the cells transfected by the empty BAC or by the C19MC BAC. The Storey's q-value method (Storey and Tibshirani, *Proc Natl Acad Sci USA* 100, 9440-9445, 2003) was used to calculate the adjusted p values for the p values of the moderated t test to control the false discovery rate. Up- or down-regulated genes were subsequently identified that satisfied the following conditions: (1) down (or up) regulation in the C19MC-transfected HTR8 cells with adjusted p values  $\leq 0.05$  and log 2 fold change  $\leq -0.5$  (or  $\geq +0.5$ ), (2) down (or up) regulation in the C19MC-transfected U2OS cells with adjusted p values  $\leq 0.05$  and log 2 fold change  $\leq -0.5$  (or  $\geq +0.5$ ), and (3) down (or up) regulated in the U2OS cells exposed to conditioned medium, with log 2 fold change  $\leq -0.5$  (or  $\geq +0.5$ , note that because each group in the U2OS conditioned medium experiment had only one sample, no statistical testing was performed). Finally, the TargetScan miRNA target database (version 6) was searched to identify, among the down regulated genes, those that are predicted targets of at least one of the 4 most abundant C19MC miRNAs: miR-517-

3p, miR-517b, miR-516b, and miR-512-3p. All the analyses were performed using the statistical computing program R and its packages (R Development Core Team, 2011. R: A language and environment for statistical computing. R Foundation for Statistical Computing, Vienna, Austria. ISBN 3-900051-07-0).

**[0151]** For cellular mRNA analysis, total RNA was extracted using TRIreagent (MRC) or RNeasy (Qiagen) according to manufacturer's protocol. RNA samples were treated with RNase-free DNase (Qiagen). Total RNA was reverse transcribed using iScript cDNA synthesis kit (Bio-Rad) or RT<sup>2</sup> First Strand kit (SABiosciences). For each sample, 0.25-1 µg RNA was used for cDNA synthesis. Real-time PCR as performed using iQ SYBR Green Supermix (Bio-Rad) in a Applied Biosystems StepOnePlus real-time PCR machine according to the manufacturer's instructions. Dissociation curves were run on all reactions to ensure amplification of a single product. Gene expression was calculated using the  $\Delta\Delta C_t$  values with normalization to human actin (ACTGGGACGACATGGAGAAAA, SEQ ID NO: 61; GCCACACGCAGCTC, SEQ ID NO: 62).

**[0152]** Primers used were as follows: VSV (TGCAAG-GAAAGCATTGAACAA, SEQ ID NO: 63; GAGGAGT-CACCTGGACAATCACT, SEQ ID NO: 64), GFP (CACAT-GAAGCAGCAGCACTTCT, SEQ ID NO: 65; AACTCCAGCAGGACCATGTGAT, SEQ ID NO: 66), hCMV Towne strain (GCGGTGGTTGCCCAACAGGA, SEQ ID NO: 67; ACGACCCGTGGTCATCTTTA, SEQ ID NO: 68), ATG4C (TAGAGGATCACGTAATTGCAGGA, SEQ ID NO: 69; GTTGTCAAAGCTGAGCCTTCTAT, SEQ ID NO: 70), UVRAG (ATGCCAGACCGTCTTGATACA, SEQ ID NO: 71; TGACCCAAGTATTCAGCCA, SEQ ID NO: 72), PIK3C3 (GAACAACGGTTTCGCTCTTTG, SEQ ID NO: 73; GCTTCTACATTAGGCCAGACTTT, SEQ ID NO: 74), Tk (ACCCGCTTAAACAGCGTCAACA, SEQ ID NO: 75; CCAAAGAGGTGCGGGAGTTT, SEQ ID NO: 76), VV rpo35 early (GCCAATGAGGGTTCGAGTTC, SEQ ID NO: 77; AACAAATCCCGTCGTTTCATC, SEQ ID NO: 78), CVB3 (ACGAATCCCAGTGTGTTTTGG, SEQ ID NO: 79; TGCTCAAAAACGGTATGGACAT, SEQ ID NO: 80), and ISG56 (CAACCAAGCAAATGTGAGGA, SEQ ID NO: 81; GGAGACTTGCCTGGTGAAAA, SEQ ID NO: 82).

**[0153]** Autophagy and toll-like receptor qPCR arrays (SABiosciences) were performed with 1 µg RNA per 96 well plate and subjected to RT-qPCR using SYBR/ROX RT<sup>2</sup> qPCR 2× master mix (SABiosciences) according to manufacturer's protocol. Gene expression was defined from the threshold cycle (C<sub>t</sub>), and relative expression levels were calculated using SABiosciences RT<sup>2</sup> Profiler PCR array analysis automated software.

**[0154]** RNA library construction and miRNA sequencing was performed by Ocean Ridge Biosciences (Palm Beach Gardens, Fla.) using extracted RNA. The small RNA libraries were aligned to the NCBI-37 human reference genome using Bowtie, then intersected with the mature miRNA sequenced annotated by miRBase (v.18) using BEDtools. The miRNA counts in each library were normalized using established algorithms (Anders and Huber, *Genome Biol.* 11:R106, 2010). The C19MC miRNAs and the non-C19MC miRNAs in the six libraries were Laplace smoothed by adding 1 to the normalized counts, log<sub>2</sub> transformed, and clustered respectively by the agglomerative hierarchical clustering, using the complete linkage method. Heat maps were then generated

separately for the clustered C19MC miRNAs and non-C19MC miRNAs. To quantify the differences in miRNA expression between U2OS cells that were exposed to PHT conditioned medium vs. cells that were exposed to fresh medium, the differential expression test was applied, which assumes that the in all libraries were follow negative binomial distributions (Anders and Huber, *Genome Biol.* 11:R106, 2010), and a shrinkage estimator was used for the dispersion parameters of the miRNAs. The p-values of the tests were adjusted using the Benjamini and Hochberg's method (Hochberg and Benjamini, *J. Roy. Statist. Soc. B.* 57:289-300, 1995) to control for false discovery rate. Statistical analyses were performed using statistical computing software R and the DESeq package of R.

#### Pharmacological Agents

**[0155]** Cells were pre-treated with 3-methyladenine (3-MA; 5 mM, Sigma) for 30-60 min prior to infection, and cells were incubated with drug throughout the duration of infection. For mRFP-LC3B punctae assays, 3-MA was added for 30 min prior to conditioned or non-conditioned media exposure, and was present throughout. Rapamycin (5 µM, Calbiochem) treatment or serum-starvation with Hank's Balanced salt solution (HBSS) for 4 h was used as a positive control for autophagy.

#### Immunofluorescence and Confocal Microscopy

**[0156]** Cell monolayers were cultured in 8-well chamber slides (LabTek) at 37° C. Cells were then washed and fixed as indicated with either ice cold methanol, 3:1 methanol-acetone, or 4% paraformaldehyde in PBS and permeabilized with 0.25% Triton X-100 in PBS. Mouse anti-VSV-G and mouse anti-hCMV gB were obtained from Santa Cruz Biotechnology, and mouse anti-enterovirus VP1 (NCL-Enterov) was purchased from Novacastra Laboratories. Mouse-anti clathrin heavy chain (CHC) and mouse anti-caveolin 1 (Cav1) antibodies were obtained from BD Transduction Laboratories. Rabbit anti-Dynamin II (DynII) was purchased from Abcam. Fixed monolayers were incubated with primary antibody, washed, incubated with Alexa Fluor-488 or -594-conjugated secondary antibodies (Invitrogen), washed, and then mounted with Vectashield (Vector Laboratories) containing 4',6-diamidino-2-phenylindole (DAN), Cholera toxin B (CTB) conjugated to Alexa Fluor 488 (8 µg/mL; Invitrogen) and transferrin conjugated to Alexa Fluor 594 (Invitrogen) uptake was performed essentially as previously described (Patel et al., *J Virol* 83, 11064-11077, 2009).

**[0157]** Images were captured with an IX81 inverted microscope equipped with a motorized stage or with an Olympus Fluoview 1000 laser scanning confocal microscope. Images of infected cells were taken using an Olympus PlanApo 10×/0.40 NA dry or Apo 20×/0.75 NA dry objective, whereas all other images were taken with an Olympus PlanApo 60×/1.42 NA oil objective.

**[0158]** For virus infection assays, cells were fixed and stained for markers of virus infection (CVB and PV (VP 1), VSV (VSV-G), hCMV (gB)) or assessed for GFP-expression (VV-GFP, HSV-1-GFP, VV-YFP). A minimum of three independent fields per condition were counted (at least 600 cells total). Infection levels are reported as the percentage of virus positive cells among the total number of cells, determined by DAPI staining. Quantification of percent virus positive cells was performed using ImageJ (National Institutes of Health)

analysis. For LC3B autophagy assays, at least twenty individual cells from a minimum of four independent fields were captured per condition. The total number of mRFP-LC3B-positive punctae were quantified per cell using ImageJ analysis with identical settings per condition. Analysis of the extent of VSV and mRFP-LC3b punctate co-localization was performed using ImageJ.

#### Electron Microscopy

**[0159]** Cells were washed, fixed with 2.5% glutaraldehyde in PBS for 1 h, then processed for electron microscopy as previously described (Gao et al., *J Biol Chem* 285, 1371-1383, 2010). Sections were imaged using a JEOL JEM 1011 transmission electron microscope (Peabody) using an 80 V fitted with a bottom mount AMT 2k digital camera (Advanced Microscopy Techniques). At least five to ten individual cells were captured per condition. The number of autophagosomes (including amphisomes, autophagosomes, autophagic vacuoles, and autolysosomes) were quantified per cell manually.

#### Immunoblots

**[0160]** Cells were grown in 6-well plates and lysates were prepared with RIPA buffer (50 mM Tris-HCl [pH 7.4]; 1% NP-40; 0.25% sodium deoxycholate; 150 mM NaCl; 1 mM EDTA; 1 mM phenylmethanesulfonyl fluoride; 1 mg/ml aprotinin, leupeptin, and pepstatin; 1 mM sodium orthovanadate), and insoluble material was precipitated by brief centrifugation. Protein concentration of lysates was determined by BCA protein assay (Thermo Scientific). Lysates containing equal amounts of protein were loaded onto 4-20% Tris-HCl gels (Bio-Rad) and transferred to polyvinylidene difluoride membranes. Membranes were blocked in 5% nonfat dry milk, probed with the indicated antibodies, and developed with horseradish peroxidase-conjugated secondary antibodies (Santa Cruz Biotechnology), and SuperSignal West Pico or Dura, chemiluminescent substrates (Pierce Biotechnology).

**[0161]** For beclin-1 immunoblotting, cells were lysed on ice in a 50 mM Tris-HCl, pH 7.5 buffer that contained 150 mM NaCl and 0.5% NP-40. After centrifugation at 12,000×g at 4° C., the supernatant was subjected to 10% SDS-PAGE, transferred to PVDF membrane, and signal detected using monoclonal antibodies as indicated. Densitometry was performed using Image J.

#### Reporter Gene Assay

**[0162]** Activation of interferon  $\beta$  (IFN $\beta$ ) or interferon-stimulated response element (ISRE) promoters was measured by reporter assay. Cells were transfected with 1  $\mu$ g of DNA/well of a 24 well plate, a 30:1 ratio of IFN $\beta$  or ISRE firefly luciferase reporter plasmids to pRL-null (*Renilla* control) as per manufacturer's protocol. Cells were lysed in 100  $\mu$ L of lysis buffer and the levels of firefly and *Renilla* luciferase levels quantified using the Dual-Luciferase Reporter Assay System (Promega) with a dual injector equipped Synergy 2 SL Luminescence Microplate Reader (BioTek). Levels of firefly luciferase were normalized to control *Renilla* luciferase levels. For poly(I:C) treatment, cells were transfected with 1  $\mu$ g poly(I:C)/well using XtremeGene-9 for 16 h as per the manufacturer's protocol.

#### Statistical Analysis

**[0163]** All experiments were performed at least three times, as indicated in the figure legends. Data are presented as mean $\pm$ standard deviation. Except where specified, Student's t test was used to determine statistical significance for virus infection and autophagy assays when 2 sets were compared, and one-way analysis of variance (ANOVA) with Bonferroni's correction for multiple comparisons were used to determine statistical significance for reporter gene assays. A p<0.05 was determined significant.

#### Virus Entry Assays

**[0164]** Virus entry assays in PHT cells were performed with CVB and PV as previously described (Coyne and Bergelson, *Cell* 124, 119-131, 2006; Coyne et al., *EMBO J.* 26, 4016-4028, 2007). VV and HSV-1 internalization assays were performed by incubating PHT cells with virus (MOI 25) at 37° C. until fixation at various time points (30, 60, 90 min). VSV entry assays in U2OS cells exposed to either non-conditioned or conditioned PHT medium for 24 h was performed by incubating cells with virus (MOI=500) for 1 h at 37° C. until fixation in 4% PFA followed by permeabilization in 0.1% Triton X-100. VSV particles were visualized with anti-VSV-G antibody.

#### Modified TCID50 Virus Titering Assays

**[0165]** Vero or PHT cells were seeded to confluence in 96 well plates. Cells were incubated with serial dilutions of the indicated viruses for approximately 40-45 h, then stained with 0.05% crystal violet (in 10% ethanol). For experiments performed with conditioned medium, Vero cells were incubated in non-conditioned or conditioned medium 24 h prior to incubation with virus. Serial dilutions of virus were made in either non-conditioned or conditioned medium, and cells were incubated and developed with crystal violet as described above.

#### Neutralizing Virus Plaque Assays

**[0166]** VSV virus stock was diluted 1:20 in either non-conditioned or conditioned PHT medium, then incubated at 37° C. for 1 h. Plaques assays were performed on Vero cells. Plaques were visualized after 36 h by staining with crystal violet.

#### Example 2

##### Human Placental Trophoblasts Confer Viral Resistance to Recipient Cells by the Release of miRNAs and the Induction of Autophagy

**[0167]** This example describes the finding that PHTs are highly resistant to infection by a number of different types of viruses. This resistance is mediated by exosomes containing miRNAs encoded by the primate-specific chromosome 19 miRNA cluster (C19MC).

##### PHT-Derived Exosomes Protect Recipient Cells from Viral Infection

**[0168]** The studies described herein determined that PHT cells were resistant to infection by a panel of viruses, including coxsackievirus B3 (CVB), poliovirus (PV), vesicular stomatitis virus (VSV), vaccinia virus (VV), herpes simplex virus-1 (HSV-1), and human cytomegalovirus (CMV), when compared to non-PHT cells (FIG. 1A). This lack of viral

replication was not due to inefficient viral binding and/or entry, or to defects in common endocytic pathways utilized by viruses for their entry, such as clathrin- or caveolar-mediated pathways. It was found that exposure of diverse non-PHT recipient cells for 24 h prior to infection to PHT conditioned medium (isolated from naïve PHT cells 48-72 h post-plating) decreased the replication of CVB, VSV, hepatitis C virus (HCV), and VV (FIG. 6A). The antiviral effect of conditioned PHT medium was also observed in several physiologically relevant fetal and/or maternal primary cells, including human umbilical vein endothelial cells (HUVEC), human uterine microvascular endothelial cells, human placental fibroblasts, and human foreskin fibroblasts (HFF; FIG. 1C, right panel). In contrast, conditioned medium from other cell types, such as immortalized trophoblast BeWo cells, had no effect (FIG. 6B). This effect was not the result of direct neutralization of the virus as conditioned medium had no direct effect on viral titers (FIG. 6C). Furthermore, antiviral effects were observed across multiple conditioned medium samples isolated from independent and unrelated PHT preparations (FIGS. 6D-6F). Together, these data indicate that PHT cells release specific components to the medium, which are capable of conferring viral resistance to non-placental recipient cells.

**[0169]** To better define the component in conditioned medium of PHT cells that is responsible for conferring viral resistance, the conditioned medium was exposed to heat inactivation or RNase treatment; however, no effect was observed (FIG. 1D). In contrast, repeated freeze-thawing partly attenuated the effect, and sonication completely abolished the antiviral effect of PHT conditioned medium (FIG. 1D). Because exosomes, which function as “cargo nanovesicles” (Valadi et al., *Nat. Cell. Biol.* 9:654-659, 2007; Skog et al., *Nat. Cell. Biol.* 10:1470-1476, 2008), are characteristically released from trophoblasts and are sensitive to sonication (Donker et al., *Mol. Hum. Reprod.* 18(8):417-424, 2012; Taylor et al., *J. Immunol.* 176:1534-1542, 2006; Montecalvo et al., *J. Immunol.* 180:3081-3090, 2008; Luo et al., *Biol. Reprod.* 81:717-729, 2009; Pegtel et al., *Proc. Natl. Acad. Sci. U.S.A.* 107:6328-6333, 2010), their role in PHT-mediated transfer of viral resistance was examined. It was found that exosomes purified from PHT conditioned medium attenuated VSV infection in recipient cells (FIG. 1E). The antiviral effect was abrogated using exosome-depleted PHT conditioned medium (FIG. 1E). In addition, exosomes isolated from other cell types, such as an immortalized human placental choriocarcinoma cell line (JEG-3) or primary murine dendritic cells, had no effect on viral infection (FIG. 1E). Taken together, these data point to a direct role for PHT-derived exosomes in the transfer of viral resistance to non-placental recipient cells.

#### C19MC-Associated miRNAs Confer Viral Resistance

**[0170]** The transfer of RNA and/or miRNAs via exosomes may play an important role in exosome-based intercellular communication (Valadi et al., *Nat. Cell. Biol.* 9:654-659, 2007; Pegtel et al., *Proc. Natl. Acad. Sci. U.S.A.* 107:6328-6333, 2010; Zhang et al., *Mol. Cell.* 39:133-144, 2010). The human C19MC is the largest known miRNA cluster, comprising 46 miRNAs that are highly expressed almost exclusively in the human placenta. Moreover, as a group, C19MC miRNAs are also the most abundant miRNA species in trophoblastic exosomes, with a strong correlation between C19MC miRNA levels in PHT cells and in PHT-derived

exosomes (Noguer-Dance et al., *Hum. Mol. Genet.* 19:3566-3582, 2010; Donker et al., *Mol. Hum. Reprod.* 18(8):417-424, 2012; Taylor et al., *J. Immunol.* 176:1534-1542, 2006; Mouillet et al., *Placenta.* 31:781-784, 2010). To date, the function of these miRNAs has remained elusive. To test whether the expression of C19MC miRNAs could induce viral resistance in non-PHT cells, which do not naturally express these miRNAs, U2OS cells were stably transfected with a BAC that contained the entire human C19MC cluster. When compared to U2OS cells transfected with a control BAC (that is deficient for the C19MC expression sequence), cells stably expressing C19MC-BAC or cells exposed to PHT conditioned media expressed a higher level of C19MC miRNAs, as confirmed by RNAseq (Table 3), and exhibited resistance to VSV infection (FIG. 2A). Likewise, transient transfection of U2OS cells with miRNA mimics of 16 C19MC-associated miRNAs (representing highly expressed miRNAs, or the two subfamilies of the C19MC; Lin et al., *Comput. Biol. Chem.* 34:232-241, 2010) markedly reduced VSV infection (FIG. 2B and Table 2). It was also found that transfection of mimics of the six highest expressed C19MCs (Donker et al., *Mol. Hum. Reprod.* 18(8):417-424, 2012; Taylor et al., *J. Immunol.* 176:1534-1542, 2006; Mouillet et al., *Placenta.* 31:781-784, 2010) attenuated VSV infection, whereas transfection with mimics of the lowest expressed seven had no significant effect (FIG. 2B). To define the impact of individual miRNAs, individual mimics from among the highest expressed C19MC miRNAs were expressed, and a significant inhibition of VSV infection was detected with mimics of miR-517-3p, -516b-5p, and -512-3p, but not with mimics of several non-C19MC-associated miRNAs (miR-1, -424, -630, and -720; FIGS. 2C-2D). Likewise, a mimic of miR-517-3p also attenuated infection by the DNA viruses VV and HSV-1 (FIG. 2E).

TABLE 2

Groups of mimics to C19MC miRNAs used in the described experiments. The 16 miRNAs are listed in order of expression level (highest to lowest).				
16 C19MC miRNAs	Subgroup 1	Subgroup 2	6 highest expressed	7 lowest expressed
	9 C19MC miRNAs	7 C19MC miRNAs	C19MC miRNAs	C19MC miRNAs
miR-517-3p	miR-517-3p		miR-517-3p	
miR-1323		miR-1323	miR-1323	
miR-516b-5p		miR-516b-5p	miR-516b-5p	
miR-525-5p		miR-525-5p	miR-525-5p	
miR-512-3p		miR-512-3p	miR-512-3p	
miR-515-3p	miR-515-3p		miR-515-3p	
miR-518e	miR-518e			
miR-515-5p		miR-515-5p		
miR-517c	miR-517c			
miR-519c-3p	miR-519c-3p			miR-519c-3p
miR-520h	miR-520h			miR-520h
miR-519d	miR-519d			miR-519d
miR-518b	miR-518b			miR-518b
miR-512-5p		miR-512-5p		miR-512-5p
miR-520c-3p	miR-520c-3p			miR-520c-3p
miR-518a-5p		miR-518a-5p		miR-518a-5p

TABLE 3

Differences in miRNA expression between U2OS cells exposed to conditioned or non-conditioned medium, analyzed by RNAseq*.						
C19MC miRNA	Conditioned medium	Non-conditioned medium	Fold change (CM/FM)	Log2 fold change	p value	p adjusted (BH)
miR-517-3p	2374.403	765.215	3.103	1.634	2.66E-32	4.68E-30
miR-519a-3p	1738.835	1144.108	1.520	0.604	9.81E-07	4.60E-05
miR-522-3p	1662.638	1245.641	1.335	0.417	0.001083036	0.021856025
miR-1323	1454.781	459.377	3.167	1.663	8.06E-35	3.31E-32
miR-516a-5p	1093.955	635.203	1.722	0.784	7.75E-09	4.34E-07
miR-521	631.942	494.047	1.279	0.355	0.014010033	0.215579384
miR-1283	565.757	341.747	1.655	0.727	4.06E-06	0.000166442
miR-516b-5p	424.862	188.208	2.257	1.175	1.08E-13	9.49E-12
miR-512-3p	337.442	44.576	7.570	2.920	3.44E-38	2.48E-35
miR-524-5p	269.386	37.146	7.252	2.858	2.06E-33	6.34E-31
miR-515-3p	249.009	17.335	14.365	3.844	4.03E-38	2.48E-35
miR-517c-3p	228.786	116.392	1.966	0.975	2.02E-07	1.03E-05
miR-525-5p	216.140	26.002	8.312	3.055	2.73E-30	4.20E-28
miR-520d-3p	200.409	21.050	9.521	3.251	4.39E-30	6.01E-28
miR-520a-3p	141.669	35.908	3.945	1.980	2.43E-14	2.50E-12
miR-518e-3p	122.653	16.097	7.620	2.930	4.67E-19	5.75E-17
miR-519d	113.300	38.385	2.952	1.562	4.05E-09	2.37E-07
miR-518b	105.055	58.196	1.805	0.852	0.000622055	0.013434194
miR-518c-3p	76.726	32.194	2.383	1.253	2.34E-05	0.000823018
miR-518a-5p	70.166	34.670	2.024	1.017	0.002164332	0.040989113
miR-520g	65.535	61.911	1.059	0.082	0.848007306	1
miR-518e-5p	65.366	26.002	2.514	1.330	5.44E-05	0.001594773
miR-519a-5p	65.366	26.002	2.514	1.330	5.44E-05	0.001594773
miR-519b-5p	65.366	26.002	2.514	1.330	5.44E-05	0.001594773
miR-519c-5p	65.366	26.002	2.514	1.330	5.44E-05	0.001594773
miR-522-5p	65.366	26.002	2.514	1.330	5.44E-05	0.001594773
miR-523-5p	65.366	26.002	2.514	1.330	5.44E-05	0.001594773
miR-524-3p	57.113	2.476	23.063	4.527	1.85E-13	1.42E-11
miR-520h	54.554	34.670	1.574	0.654	0.048469819	0.547397683
miR-526b-5p	48.663	28.479	1.709	0.773	0.020670659	0.277189278
miR-515-5p	43.639	34.670	1.259	0.332	0.311332029	1
miR-498	38.128	17.335	2.199	1.137	0.003592299	0.06503118
miR-527	34.719	17.335	2.003	1.002	0.032552612	0.396755106
miR-526a	33.466	8.667	3.861	1.949	0.000139813	0.00374151
miR-519c-3p	32.153	4.953	6.492	2.699	3.16E-06	0.000138861
miR-520a-5p	26.509	11.144	2.379	1.250	0.014724591	0.223777425
miR-518f-5p	25.322	4.953	5.113	2.354	0.000166051	0.004258507
miR-520d-5p	24.485	3.715	6.591	2.721	4.17E-05	0.001426038
miR-518a-3p	24.118	17.335	1.391	0.476	0.300976907	1
miR-525-3p	20.871	14.859	1.405	0.490	0.270466957	1
miR-519e-5p	17.257	4.953	3.484	1.801	0.008673863	0.14013828
miR-518d-5p	16.733	3.715	4.505	2.171	0.005073798	0.086747848
miR-520c-5p	16.733	3.715	4.505	2.171	0.005073798	0.086747848
miR-518c-5p	14.673	7.429	1.975	0.982	0.150512908	1
miR-523-3p	14.119	3.715	3.801	1.926	0.016108611	0.241825612
miR-518d-3p	11.457	1.238	9.252	3.210	0.006515171	0.108380746
miR-517-5p	9.017	1.238	7.282	2.864	0.018394499	0.263298001
miR-512-5p	8.716	8.667	1.006	0.008	1	1
miR-518f-3p	7.288	2.476	2.943	1.557	0.215985658	1
miR-519b-3p	7.132	4.953	1.440	0.526	0.60445537	1
miR-526b-3p	6.258	1.238	5.054	2.338	0.13991013	1
miR-520e	2.789	3.715	0.751	-0.414	0.91188741	1
miR-519e-3p	1.506	0.000	Inf	Inf	0.579448235	1
miR-520b	1.458	1.238	1.177	0.235	1	1
miR-520c-3p	1.157	0.000	Inf	Inf	0.94380054	1
miR-520f	0.428	0.000	Inf	Inf	1	1
miR-516a-3p	0.000	0.000	NA	NA	NA	NA
miR-516b-3p	0.000	0.000	NA	NA	NA	NA

\*Counts were normalized by the median of ratio of the observed counts in each library to the geometric mean of the observed counts of all libraries, as described in Methods. Columns of conditioned and non-conditioned medium represent the mean of the normalized miRNAs counts in those samples.

#### PHT-Derived Exosomes and C19MC-Associated miRNAs Upregulate Autophagy

[0171] Mammalian cells utilize diverse defense mechanisms to combat microbial pathogens. One crucial mechanism is the induction of autophagy, an evolutionarily conserved lysosomal degradation pathway that has been

associated with an array of cellular functions. Autophagy also degrades intracellular foreign microbial invaders (a process sometimes referred to as xenophagy) and thus serves as an important cellular response to suppress microbial infections. Exposure of U2OS cells to PHT conditioned medium or to purified PHT-derived exosomes markedly stimulated autophagy.



agy, as assessed by the formation of mRFP-LC3b-containing punctae and by electron microscopy, whereas conditioned-medium depleted of PHT-exosomes had no effect (FIGS. 3A-3B and FIG. 7A). In contrast, no effect of PHT conditioned medium or C19MC-miRNAs on type I interferon (IFN) signaling was observed in recipient cells, and antiviral activity of conditioned PHT medium was observed in cells that fail to respond to type I IFNs. In addition, PHT cells themselves also do not exhibit enhanced type I IFN signaling. [0172] Autophagy induction was observed in diverse cell types (FIGS. 3A-3B and FIG. 7B), and was absent in cells exposed to exosome-depleted PHT conditioned medium (FIGS. 3A-3B). In addition, PHT conditioned medium induced the upregulation (>3-fold) of several key pro-autophagy transcripts (e.g., ATG4C, UVRAG, and LC3A) while having no effect on other innate immune pathway components (e.g. toll-like receptors, interferon regulatory factors, cytokine-mediated signaling) in U2OS cells exposed to conditioned PHT medium (FIG. 7C and Table 4), further supporting the induction of autophagy. 3-methyladenine (3-MA), an inhibitor of autophagosome biogenesis, inhibited autophagosome formation in recipient cells exposed to conditioned PHT medium (FIG. 3C). Lastly, incoming VSV particles were trafficked to LC3b-positive punctae formed following exposure of cells to conditioned PHT medium, suggesting that the mislocalization or targeting of incoming viral particles to autophagosomes and/or autolysosome might impact viral replication (FIG. 3D).

TABLE 4

Summary of expression changes in autophagy-related transcripts.			
Gene	Fold-change	Gene	Fold-change
ATG4C	3.2861	MAP1LC3B	1.2209
UVRAG	3.2696	CHUK	1.2054
CCL2	3.1764	HSPA1A	1.1822
DAPK1	3.119	ATG12	1.1791
CTSS	3.1154	RIPK2	1.1446
EIF2AK2	2.5184	ATG16L1	1.1417
RB1	2.3295	PTGS2	1.1354
BNIP3	2.3171	TOLLIP	1.124
MAP1LC3A	2.1561	EIF2AK3	1.1192
PIK3C3	2.1554	IL8	1.1002
BID	2.149	UBE2N	1.0968
AMBRA1	1.9193	MAP3K7	1.0954
ARSA	1.849	TLR4	1.0872
BCL2L1	1.7855	APP	1.0846
PRKRA	1.7526	PPARA	1.0624
ATG4D	1.7454	PELI1	1.0265
SQSTM1	1.7187	PRKAA2	1.0185
NFKBIA	1.6335	FAS	1.0149
ATG4A	1.6288	BECN1	1.0139
LY96	1.4979	HSP90AA1	1.0107
NFKB1	1.45885	HSPD1	0.9957
TBK1	1.3469	CSF2	0.9879
TP53	1.3446	HGS	0.9745
MAP3K1	1.3294	REL	0.9743
DRAM1	1.3204	CXCR4	0.9529
ATG3	1.289	MAPK14	0.9497
AKT1	1.2812	IRF3	0.9437
TLR3	1.2655	TICAM2	0.9347
ATG16L2	1.2457	ATG4B	0.9261
TGFB1	1.2354	ATG5	0.9159
ULK2	1.2352	HRAS	0.9159
SNCA	1.2286	CTSB	0.9132
HMGB1	0.9027	ATG10	0.724
TNFRSF1A	0.901	FADD	0.7218
ELK1	0.8971	BAX	0.7145
IL1B	0.8966	PIK3R4	0.7073
UBE2V1	0.8948	MAP2K3	0.6992

TABLE 4-continued

Summary of expression changes in autophagy-related transcripts.			
Gene	Fold-change	Gene	Fold-change
GABARAP	0.8913	HSPA8	0.6945
IKBKB	0.8859	MAPK8	0.68385
PTEN	0.8814	ATG7	0.6794
EIF4G1	0.8792	MAPK8IP3	0.6767
GABARAPL2	0.8772	NFRKB	0.6665
MAP4K4	0.8748	TAB1	0.6663
CD180	0.8699	ULK1	0.6621
CLN3	0.8339	TICAM1	0.6597
PRKAA1	0.8324	CDKN1B	0.6285
FAM176A	0.8304	TGM2	0.6192
TRAF6	0.8257	DRAM2	0.6166
MAP2K4	0.8234	RPS6KB1	0.6072
NR2C2	0.8234	RGS19	0.6005
BCL2	0.8218	NFKB2	0.5946
HTT	0.8135	TMEM74	0.576
TLR6	0.809	ATG9A	0.5758
ECSIT	0.804	CASP8	0.57545
BAD	0.8011	JUN	0.5644
BAK1	0.7987	SARM1	0.5564
MYD88	0.7962	NFKBIL1	0.5528
GAA	0.7936	IRAK1	0.5404
IRF1	0.7825	FOS	0.5091
CASP3	0.7749	TP73	0.5061
GABARAPL1	0.7581	TNFSF10	0.4193
HDAC1	0.7541	IRGM	0.2952
RAB24	0.7351	TNF	0.2475
RELA	0.7325	ATG9B	0.2436
		IFNA4	0.1286

[0173] Because a role for C19MC-associated miRNAs was observed in the induction of viral resistance, it was assessed whether these miRNAs could induce autophagy. Transfection of cells with mimics of six of the highest expressed C19MC miRNAs (FIGS. 4A-4B), the entire C19MC (FIG. 7D) or mimics of individual C19MC miRNAs that attenuated viral infection (FIG. 4C), also stimulated autophagy, as observed by mRFP-LC3b punctate formation or by electron microscopy. Furthermore, C19MC-associated induction of autophagy occurred via the upregulation of autophagic flux, as supported by a decrease in p62 levels in cells expressing the entire C19MC (FIG. 4D).

The Antiviral Effects of C19MC-Associated miRNAs Require Autophagy

[0174] An inhibition of viral replication and a pronounced upregulation of autophagy was observed in cells exposed to PHT conditioned medium and in cells expressing C19MC-associated miRNAs. To determine if the antiviral effects of these conditions involved autophagy, autophagy was suppressed by treatment of cells with 3-MA or by RNA interference (RNAi)-mediated silencing of beclin-1, a key factor in autophagic induction (Liang et al., *Nature* 402:672-676, 1999). Inhibition of autophagy using 3-MA or by RNAi-mediated silencing of beclin-1 expression significantly restored the level of VSV infection in U2OS cells expressing the entire C19MC (FIGS. 5A-5B). Furthermore, addition of 3-MA to PHT cells enhanced VSV infection (FIG. 5C). These data show that the induction of autophagy is critical for the antiviral effect of C19MC miRNAs.

## Discussion

[0175] The placenta shields the embryo from the spread of a number of diverse pathogens, including viruses. Disclosed herein is the striking finding that placental trophoblasts transfer viral resistance to non-placental cells. Viral resistance is

transferrable via trophoblastic conditioned medium, trophoblastic exosomes, or miRNA members of the C19MC primate-specific cluster. It is shown that multiple members of the C19MC primate-specific miRNA cluster, which is localized to chromosome 19q13.41 and expressed by a specific RNA Pol-II primarily in the placenta (Noguer-Dance et al., *Hum Mol Genet.* 19, 3566-3582, 2010; Bortolin-Cavaille et al., *Nucleic Acids Res* 37, 3464-3473, 2009; Bentwich et al., *Nat Genet.* 37, 766-770, 2005), are packaged within exosomes, which are capable of carrying their nucleic acids and other types of cargo to neighboring or distal targets (Valadi et al., *Nat Cell Biol* 9, 654-659, 2007). Although the C19MC is the largest known human miRNA cluster, its function remains unknown. Specific members of the C19MC miRNA family are known to be up-regulated in cancers, such as aggressive primitive neuroectodermal brain tumors (miR-517c and miR-520g) (Li et al., *Cancer Cell* 16, 533-546, 2009), hepatocellular carcinoma (miR-519d) (Formari et al., *J Pathol*, doi: 10.1002/path.3995, Jan. 19, 2012 [Epub]), breast cancer (miR-516-3p, miR-520c) (Foekens et al., *Proc Natl Acad Sci USA* 105, 13021-13026, 2008; Huang et al., *Nat Cell Biol* 10, 202-210, 2008), prostate cancer (miR-520c) (Yang et al., *Int J Clin Exp Pathol* 2, 361-369, 2009), and thyroid adenomas (Rippe et al., *PLoS One* 5, e9485, 2010). Thus, the data described herein are the first to suggest a unique role of C19MC miRNA members in an antiviral response that is transferable to either neighboring cells within the placenta such as villous fibroblasts, macrophages or fetal endothelial cells, and to maternal systemic cells, such as maternal endothelial or immune cells. Whereas the nature of recipient cells and the mechanisms of targeting remain unknown, exosome-mediated delivery of C19MC family members may constitute a powerful evolutionary adaptation by which a developing fetus is protected from viral invaders during pregnancy.

**[0176]** Primary human trophoblasts produce robust levels of miRNAs throughout pregnancy, as well as other small RNAs (piRNAs, snRNAs, and snoRNAs) (Mouillet et al., *Placenta.* 31:781-784, 2010; Luo et al., *Biol. Reprod.* 81:717-729, 2009; Mouillet et al., *Birth Defects Res. A. Clin. Mol. Teratol.* 91:737-743, 2011; Barad et al., *Genome. Res.* 14:2486-2494, 2004; Pineles et al. *Am. J. Obstet. Gynecol.* 196(3):e261-266, 2007). Many of these miRNAs, including members of the C19MC, are found in the maternal blood throughout pregnancy and rapidly decline in the first 24 h postpartum (Ng et al., *Proc. Natl. Acad. Sci. U.S.A.* 100, 4748-4753, 2003; Gilad et al., *PLoS One.* 3:e3148, 2008), suggesting a miRNA-based mechanism for fetal-maternal communication (Mouillet et al., *Placenta.* 31:781-784, 2010; Chim et al., *Clin. Chem.* 54:482-490, 2008). The data disclosed herein thus provide evidence for a novel paracrine and/or systemic function of placental trophoblasts—utilizing exosome-mediated transport of a unique set of primate-specific effector miRNAs to directly communicate with maternal cells, and possibly neighboring placental cells, and regulate their immunity to viral infections. It is possible that PHT-derived, C19MC miRNA-containing exosomes specifically target their cargo to a discrete subpopulation of maternal cells, or may aid in the selectively eliciting antiviral responses and upregulating autophagy. Although placental-derived miRNAs are found in low levels in the fetal circulation, it is possible that these miRNAs are sufficient to regulate specific pathways in the developing fetus, such as the induction of autophagy, which is critical for neonatal survival (Kuma et al., *Nature.* 432:1032-1036, 2004).

**[0177]** The data disclosed herein show that conditioned media from PHT cells, purified PHT-derived exosomes, and miRNA mimics of several members of the C19MC family potentially induce autophagy. Autophagy is an important component of host antimicrobial signaling and often functions to restrict viral replication. Although some of the viruses used in the disclosed study (such as CVB (Schlegel et al., *J Virol* 70, 6576-6588, 1996; Jackson et al., *PLoS Biol* 3, e156, 2005) and HCV (Dreux et al., *Proc Natl Acad Sci USA* 106, 14046-14051, 2009)) are thought to benefit from the formation of autophagic vesicles during their replication, these viruses were also sensitive to the antiviral effects of C19MC miRNAs. Unlike the induction of autophagy via an innate immune pathway in response to virus replication, recipient cells exposed to C19MC miRNAs exhibit robust levels of autophagy prior to their first exposure to viruses. Thus, preexisting C19MC-induced autophagosomes, which fuse with lysosomes to become autophagolysosomes, could profoundly impact the ability of incoming viral particles to properly traffic or release their genomes. It was found that PHT cells themselves also exhibit a high level of baseline autophagy which indicates that this mechanism plays a role in conferring viral resistance to these cells. Alternatively or in addition, autophagy may underlie other important functions of placental trophoblasts, such as those related to feto-placental nutrition or neonatal survival.

**[0178]** Recipient cells exposed to C19MC miRNAs exhibit robust levels of autophagy when first exposed to these viruses versus a typical setting in which autophagy would be an innate immune pathway that is upregulated in response to virus replication. Thus, C19MC miRNAs would greatly enhance the formation of autophagosomes, which fuse with lysosomes to become autophagolysosomes at a very early stage in the virus life cycle, which could have profound impacts on the ability of incoming viral particles to properly traffic and/or release their genomes. The high level of constitutive autophagy in primary human trophoblasts also implies that this mechanism confers viral resistance to these cells. Autophagy may underlie other important functions of placental trophoblasts, related to feto-placental nutrition primarily when resources are scarce. For example, autophagy is critically involved in neonatal survival during the period of starvation that occurs immediately post-birth, when the mother's milk supply has not yet been established (Kuma et al., *Nature* 432, 1032-1036, 2004).

**[0179]** Unlike the other viruses tested in the studies disclosed herein, conditioned PHT medium and expression of C19MC miRNAs significantly enhanced hCMV infection (FIGS. 6G-6H), indicating that while C19MC miRNAs attenuate the replication of many viruses, they may function in a proviral manner to enhance the infection of CMV, and possibly other viruses. The findings disclosed herein (FIG. 1A) and the work of others (Chan et al., *Am. J. Pathol.* 161: 1371-1381, 2002) suggest that PHT cells are resistant to CMV infection, and studies of CMV-infected placentas suggest that CMV specifically targets invasive and endovascular cytotrophoblasts as a means of entry into the fetal compartment (Chan et al., *Am. J. Pathol.* 161:1371-1381, 2002; Maidji et al., *J. Virol.* 81:4701-4712, 2007; Maidji et al., *Virology* 304:53-69, 2002).

**[0180]** The studies disclosed herein are the first to define an unprecedented role for miRNA members of the C19MC in transferrable autophagy-mediated antiviral responses. The results show that placental-associated C19MC miRNAs are

robust inducers of autophagy, a beneficial pathway in states of nutrient deprivation and a powerful suppresser of microbial infections. C19MC-derived placental miRNAs, released into the maternal circulation by exosomes, communicate an antiviral signal to maternal host cells, thus providing an unprecedented mechanism to protect the developing embryo.

### Example 3

#### C19MC microRNAs Inhibits HIV Replication

**[0181]** This example demonstrates that PHT-conditioned media, as well as particular miRNAs encoded by the C19MC, also are capable of inhibiting infection by human immunodeficiency virus (HIV).

**[0182]** TZM-bl cells are HeLa cell derivatives that express high levels of CD4 and the HIV co-receptors CXCR4 and CCR5. These cells are stably transfected with LTR-driven firefly luciferase and LTR-driven  $\beta$ -galactosidase cassettes. Infection of TZM-bl cells with HIV-1 and HIV-2 isolates results in the induction of luciferase and  $\beta$ -galactosidase, allowing for the detection and quantification of infection.

**[0183]** TZM-bl cells were pre-incubated with PHT conditioned medium or control medium for 24 h prior to infection

with HIV-1. Cells were then infected with serial dilutions of HIV (0, 3250, 7500, 15,000 and 30,000 pg/ml) for 48 h, and infection levels were assessed by Tat-induced luciferase reporter gene expression, in triplicate. As shown in FIG. 9, PHT-conditioned medium inhibited HIV-1 replication, particularly at the higher doses of virus.

**[0184]** In another experiment, TZM-bl cells were transfected with a scrambled control, miR-517-3p, or miR-516-5p mimics for 48 h prior to infection with HIV-1. Cells were then infected with serial dilutions of HIV (1875, 3750, 7500 and 15,000 pg/ml) for 48 h, and infection levels were assessed by Tat-induced luciferase reporter gene expression. As shown in FIG. 10, both miR-517-3p and miR-516-5p inhibited HIV replication at all dilutions of virus that were tested.

**[0185]** In view of the many possible embodiments to which the principles of the disclosed invention may be applied, it should be recognized that the illustrated embodiments are only preferred examples of the invention and should not be taken as limiting the scope of the invention. Rather, the scope of the invention is defined by the following claims. We therefore claim as our invention all that comes within the scope and spirit of these claims.

---

#### SEQUENCE LISTING

<160> NUMBER OF SEQ ID NOS: 82

<210> SEQ ID NO 1

<211> LENGTH: 23

<212> TYPE: RNA

<213> ORGANISM: Homo sapiens

<400> SEQUENCE: 1

cacucagccu ugagggcacu uuc

23

<210> SEQ ID NO 2

<211> LENGTH: 22

<212> TYPE: RNA

<213> ORGANISM: Homo sapiens

<400> SEQUENCE: 2

aagugcuguc auagcugagg uc

22

<210> SEQ ID NO 3

<211> LENGTH: 22

<212> TYPE: RNA

<213> ORGANISM: Homo sapiens

<400> SEQUENCE: 3

ucaaaaacuga ggggcauuuu cu

22

<210> SEQ ID NO 4

<211> LENGTH: 23

<212> TYPE: RNA

<213> ORGANISM: Homo sapiens

<400> SEQUENCE: 4

uuucaagcca gggggcguuu uuc

23

<210> SEQ ID NO 5

<211> LENGTH: 21

<212> TYPE: RNA

---

-continued

<213> ORGANISM: Homo sapiens  
<400> SEQUENCE: 5  
aaagugcuuc cuuuugagg g 21

<210> SEQ ID NO 6  
<211> LENGTH: 24  
<212> TYPE: RNA  
<213> ORGANISM: Homo sapiens  
<400> SEQUENCE: 6  
uucuccaaaa gaaagcacuu ucug 24

<210> SEQ ID NO 7  
<211> LENGTH: 22  
<212> TYPE: RNA  
<213> ORGANISM: Homo sapiens  
<400> SEQUENCE: 7  
gagugccuuc uuuuggagcg uu 22

<210> SEQ ID NO 8  
<211> LENGTH: 22  
<212> TYPE: RNA  
<213> ORGANISM: Homo sapiens  
<400> SEQUENCE: 8  
uucuccaaaa gggagcacuu uc 22

<210> SEQ ID NO 9  
<211> LENGTH: 22  
<212> TYPE: RNA  
<213> ORGANISM: Homo sapiens  
<400> SEQUENCE: 9  
aagugccucc uuuuagagug uu 22

<210> SEQ ID NO 10  
<211> LENGTH: 22  
<212> TYPE: RNA  
<213> ORGANISM: Homo sapiens  
<400> SEQUENCE: 10  
aagugcuucc uuuuagaggg uu 22

<210> SEQ ID NO 11  
<211> LENGTH: 22  
<212> TYPE: RNA  
<213> ORGANISM: Homo sapiens  
<400> SEQUENCE: 11  
cucuagaggg aagcgcuuc ug 22

<210> SEQ ID NO 12  
<211> LENGTH: 22  
<212> TYPE: RNA  
<213> ORGANISM: Homo sapiens  
<400> SEQUENCE: 12  
aaagugcauc uuuuagaggg au 22

-continued

---

<210> SEQ ID NO 13  
<211> LENGTH: 22  
<212> TYPE: RNA  
<213> ORGANISM: Homo sapiens  
  
<400> SEQUENCE: 13  
ucuacaaagg aaagcgcuuu cu 22

<210> SEQ ID NO 14  
<211> LENGTH: 21  
<212> TYPE: RNA  
<213> ORGANISM: Homo sapiens  
  
<400> SEQUENCE: 14  
cuccagaggg aaguacuuuc u 21

<210> SEQ ID NO 15  
<211> LENGTH: 22  
<212> TYPE: RNA  
<213> ORGANISM: Homo sapiens  
  
<400> SEQUENCE: 15  
aaagugcuuc ccuuuggacu gu 22

<210> SEQ ID NO 16  
<211> LENGTH: 23  
<212> TYPE: RNA  
<213> ORGANISM: Homo sapiens  
  
<400> SEQUENCE: 16  
cucuugaggg aagcacuuuc ugu 23

<210> SEQ ID NO 17  
<211> LENGTH: 22  
<212> TYPE: RNA  
<213> ORGANISM: Homo sapiens  
  
<400> SEQUENCE: 17  
gaaagugcuu ccuuuagag gc 22

<210> SEQ ID NO 18  
<211> LENGTH: 22  
<212> TYPE: RNA  
<213> ORGANISM: Homo sapiens  
  
<400> SEQUENCE: 18  
cucuagaggg aagcgcuuuc ug 22

<210> SEQ ID NO 19  
<211> LENGTH: 22  
<212> TYPE: RNA  
<213> ORGANISM: Homo sapiens  
  
<400> SEQUENCE: 19  
aaagugcauc cuuuuagagg uu 22

<210> SEQ ID NO 20  
<211> LENGTH: 21  
<212> TYPE: RNA  
<213> ORGANISM: Homo sapiens

-continued

---

<400> SEQUENCE: 20  
cuccagaggg augcacuuuc u 21

<210> SEQ ID NO 21  
<211> LENGTH: 22  
<212> TYPE: RNA  
<213> ORGANISM: Homo sapiens

<400> SEQUENCE: 21  
gaaggcgcuu cccuuuagag cg 22

<210> SEQ ID NO 22  
<211> LENGTH: 22  
<212> TYPE: RNA  
<213> ORGANISM: Homo sapiens

<400> SEQUENCE: 22  
cucuagaggg aagcgcuuc ug 22

<210> SEQ ID NO 23  
<211> LENGTH: 23  
<212> TYPE: RNA  
<213> ORGANISM: Homo sapiens

<400> SEQUENCE: 23  
gaacgcgcuu cccuauagag ggu 23

<210> SEQ ID NO 24  
<211> LENGTH: 22  
<212> TYPE: RNA  
<213> ORGANISM: Homo sapiens

<400> SEQUENCE: 24  
cucuagaggg aagcacuuuc uc 22

<210> SEQ ID NO 25  
<211> LENGTH: 21  
<212> TYPE: RNA  
<213> ORGANISM: Homo sapiens

<400> SEQUENCE: 25  
gaaagcgcuu cucuuuagag g 21

<210> SEQ ID NO 26  
<211> LENGTH: 21  
<212> TYPE: RNA  
<213> ORGANISM: Homo sapiens

<400> SEQUENCE: 26  
aaagugcuuc cuuuuagag g 21

<210> SEQ ID NO 27  
<211> LENGTH: 22  
<212> TYPE: RNA  
<213> ORGANISM: Homo sapiens

<400> SEQUENCE: 27  
caaagcguc cccuuuagag gu 22

<210> SEQ ID NO 28

-continued

---

<211> LENGTH: 22  
<212> TYPE: RNA  
<213> ORGANISM: Homo sapiens  
  
<400> SEQUENCE: 28  
cucuagaggg aagcacuuuc ug 22  
  
<210> SEQ ID NO 29  
<211> LENGTH: 22  
<212> TYPE: RNA  
<213> ORGANISM: Homo sapiens  
  
<400> SEQUENCE: 29  
cucuagaggg aagcacuuuc ug 22  
  
<210> SEQ ID NO 30  
<211> LENGTH: 22  
<212> TYPE: RNA  
<213> ORGANISM: Homo sapiens  
  
<400> SEQUENCE: 30  
aaagugcuuc cuuuuagagg gu 22  
  
<210> SEQ ID NO 31  
<211> LENGTH: 23  
<212> TYPE: RNA  
<213> ORGANISM: Homo sapiens  
  
<400> SEQUENCE: 31  
ucucuggagg gaagcacuuu cug 23  
  
<210> SEQ ID NO 32  
<211> LENGTH: 23  
<212> TYPE: RNA  
<213> ORGANISM: Homo sapiens  
  
<400> SEQUENCE: 32  
caaagcgcuu cucuuuagag ugu 23  
  
<210> SEQ ID NO 33  
<211> LENGTH: 22  
<212> TYPE: RNA  
<213> ORGANISM: Homo sapiens  
  
<400> SEQUENCE: 33  
cuacaaaggg aagcacuuuc uc 22  
  
<210> SEQ ID NO 34  
<211> LENGTH: 21  
<212> TYPE: RNA  
<213> ORGANISM: Homo sapiens  
  
<400> SEQUENCE: 34  
gaaggcgcuu cccuuuggag u 21  
  
<210> SEQ ID NO 35  
<211> LENGTH: 22  
<212> TYPE: RNA  
<213> ORGANISM: Homo sapiens  
  
<400> SEQUENCE: 35

---

-continued

---

ccucuagaug gaagcacugu cu 22

<210> SEQ ID NO 36  
<211> LENGTH: 22  
<212> TYPE: RNA  
<213> ORGANISM: Homo sapiens

<400> SEQUENCE: 36

aucgugcauc ccuuuagagu gu 22

<210> SEQ ID NO 37  
<211> LENGTH: 22  
<212> TYPE: RNA  
<213> ORGANISM: Homo sapiens

<400> SEQUENCE: 37

caaagugccu cccuuuagag ug 22

<210> SEQ ID NO 38  
<211> LENGTH: 22  
<212> TYPE: RNA  
<213> ORGANISM: Homo sapiens

<400> SEQUENCE: 38

aacgcacuuc ccuuuagagu gu 22

<210> SEQ ID NO 39  
<211> LENGTH: 20  
<212> TYPE: RNA  
<213> ORGANISM: Homo sapiens

<400> SEQUENCE: 39

cuacaaaggg aagcccuuc 20

<210> SEQ ID NO 40  
<211> LENGTH: 22  
<212> TYPE: RNA  
<213> ORGANISM: Homo sapiens

<400> SEQUENCE: 40

aaagugcuuc ucuuggugg gu 22

<210> SEQ ID NO 41  
<211> LENGTH: 22  
<212> TYPE: RNA  
<213> ORGANISM: Homo sapiens

<400> SEQUENCE: 41

aucgugcauc ccuuuagagu gu 22

<210> SEQ ID NO 42  
<211> LENGTH: 24  
<212> TYPE: RNA  
<213> ORGANISM: Homo sapiens

<400> SEQUENCE: 42

acaaagugcu uccuuuaga gugu 24

<210> SEQ ID NO 43  
<211> LENGTH: 22  
<212> TYPE: RNA



---

-continued

<213> ORGANISM: Homo sapiens

<400> SEQUENCE: 43

aucuggaggu aagaagcacu uu 22

<210> SEQ ID NO 44

<211> LENGTH: 18

<212> TYPE: RNA

<213> ORGANISM: Homo sapiens

<400> SEQUENCE: 44

ugcuuccuuu cagaggu 18

<210> SEQ ID NO 45

<211> LENGTH: 22

<212> TYPE: RNA

<213> ORGANISM: Homo sapiens

<400> SEQUENCE: 45

cucuagaggg aagcgcuuc ug 22

<210> SEQ ID NO 46

<211> LENGTH: 21

<212> TYPE: RNA

<213> ORGANISM: Homo sapiens

<400> SEQUENCE: 46

aaagcgcuuc ccuucagagu g 21

<210> SEQ ID NO 47

<211> LENGTH: 20

<212> TYPE: RNA

<213> ORGANISM: Homo sapiens

<400> SEQUENCE: 47

cugcaaaggg aagcccuuc 20

<210> SEQ ID NO 48

<211> LENGTH: 22

<212> TYPE: RNA

<213> ORGANISM: Homo sapiens

<400> SEQUENCE: 48

gaaagcgcuu cccuugcug ga 22

<210> SEQ ID NO 49

<211> LENGTH: 22

<212> TYPE: RNA

<213> ORGANISM: Homo sapiens

<400> SEQUENCE: 49

cucuagaggg aagcacuuuc ug 22

<210> SEQ ID NO 50

<211> LENGTH: 21

<212> TYPE: RNA

<213> ORGANISM: Homo sapiens

<400> SEQUENCE: 50

caaagcgcuu cccuuggag c 21

-continued

---

<210> SEQ ID NO 51  
<211> LENGTH: 22  
<212> TYPE: RNA  
<213> ORGANISM: Homo sapiens  
  
<400> SEQUENCE: 51  
aucgugcauc cuuuuagagu gu 22

<210> SEQ ID NO 52  
<211> LENGTH: 22  
<212> TYPE: RNA  
<213> ORGANISM: Homo sapiens  
  
<400> SEQUENCE: 52  
acaaagugcu uccuuuaga gu 22

<210> SEQ ID NO 53  
<211> LENGTH: 22  
<212> TYPE: RNA  
<213> ORGANISM: Homo sapiens  
  
<400> SEQUENCE: 53  
cucuagaggg aagcgcuuc ug 22

<210> SEQ ID NO 54  
<211> LENGTH: 22  
<212> TYPE: RNA  
<213> ORGANISM: Homo sapiens  
  
<400> SEQUENCE: 54  
aaaaugguuc ccuuuagagu gu 22

<210> SEQ ID NO 55  
<211> LENGTH: 22  
<212> TYPE: RNA  
<213> ORGANISM: Homo sapiens  
  
<400> SEQUENCE: 55  
cucuagaggg aagcgcuuc ug 22

<210> SEQ ID NO 56  
<211> LENGTH: 22  
<212> TYPE: RNA  
<213> ORGANISM: Homo sapiens  
  
<400> SEQUENCE: 56  
aaagugcauc cuuuuagagu gu 22

<210> SEQ ID NO 57  
<211> LENGTH: 20  
<212> TYPE: RNA  
<213> ORGANISM: Homo sapiens  
  
<400> SEQUENCE: 57  
cugcaaaggg aagccuuuc 20

<210> SEQ ID NO 58  
<211> LENGTH: 23  
<212> TYPE: RNA  
<213> ORGANISM: Homo sapiens

-continued

&lt;400&gt; SEQUENCE: 58

uucucgagga aagaagcacu uuc 23

&lt;210&gt; SEQ ID NO 59

&lt;211&gt; LENGTH: 18

&lt;212&gt; TYPE: RNA

&lt;213&gt; ORGANISM: Homo sapiens

&lt;400&gt; SEQUENCE: 59

ugcuuccuuu cagaggggu 18

&lt;210&gt; SEQ ID NO 60

&lt;211&gt; LENGTH: 160970

&lt;212&gt; TYPE: DNA

&lt;213&gt; ORGANISM: Homo sapiens

&lt;400&gt; SEQUENCE: 60

cctttatggg cagtgtttac agggaagatg gagggaaaat tagagtcaga gatttttaggt 60

tttatggcag gatttgggga aaagggattc tgggtctat ggctcacttt gggaaagaca 120

gtttctagtt tctatggcta gccttggggg agaaggaggg tcaggaagaa acttccgctt 180

ctgaagctgc ttcggaagcc tttgttttga ggttatcggt ttctgagccc caatattagc 240

ctgccacagt ctaagcttcc aaagcgcctg tcaaacctct gtggatctat gtatttcaaa 300

gacaaaaatc aacagctcac atatgggggc caagaggagg ggggagggtca ctgcacggtg 360

tcacgtgtga gatctttggt gttgttgggt agatggaatc tcgctctgtc acccaggctg 420

gagtgcagtg gcaccatctc agctcgactg taaccttcac ctcccaggtt ctagcaatta 480

tcctgcctca gcctcccaag tatctggaat tacgggtgcg tgccatcatg ccccgctaat 540

tttttttttt tttttgtatt tttagtagag acggggggtt caccatggtg gccaggccag 600

tctcaaacctc ctgaccccaa gggatctgcc cacctcggcc tcccaaagtg ctgggactac 660

aggcatgagc caccgcgcct ggccctctgt gagatctgat aagaagtcac gcactagaag 720

gaaggggaaga gtgtactcca caaccccaaa cgatgcgttt ggaatcattt caaacccaca 780

taacaagagt ttcatacggg attgggacag aacatggccc ctaatgagcc cccctaata 840

attctcaagg accactctc caatgacgaa ggagattgag gatttttttt tcctacgttt 900

attggccgtg tggatatttt gcctttgtaa aatatgtgct caagcctttt gccattttct 960

ccagtgggta gtatttcctt tgtttttttt ttttgagaca aagtctcact ctgttgccca 1020

ggctggagtg cagtggcctg atctcggctc actgcaaac ctgcctcctg ggttcagtc 1080

agtctctgct ctcagcctcc caagtgcctg gactacaggt gcacaccacc acgcccctgct 1140

aattttttgt attttttagta gagatggggg ttcaccatgt tagctaggat ggtctcaatt 1200

tcctgacctc gtaatctgcc cgctcggccc tcccaaagtg ctgggattac aggcgtgagc 1260

cactgcacct ggctaaaag aatctttaa ttgtccatga gcgatggtgc gtgcctgtgg 1320

tcccagctac ttggaggctg agaaggaagg atcccctgag cctgggaggt tgaggcagca 1380

atgagctatg ctcttaccac tgcactccag cctgggtgaa agaggaagaa gacccttaat 1440

aggcggacca cgggtggctca cgctgtaat ctcaatactt tcagaggcct aggtggaaga 1500

attacttgag accaggaggt caagaccaac ctgggcaaca tagcgagacc ctcatctctc 1560

caaaagtgtg aaaaagaaaa aaaaaatfff taatgaaaca gaagtcgtta attttatttt 1620

---

-continued

---

at t t t c t a a g a c a t c t t g t t a t a g c a a a a g t c c t c t a a t t t a a t a t a g t c t a a t t t a t a 1680  
t a t t t t c t t c a t t g t a a a a t t t t t g g g t c c t a t c t a g c a a t g t t a g c t t a c c t c t a t g 1740  
t a a t a a g a c a t t c t t t g t g t t g t c t t c t a a a c a a a a c a t t g t t t t a t t t t c t g a t t t 1800  
t a g g t c t g c a g t t c a t t t g t a g a t t t t g t g t c t a g g a t t a g g t a g g g t t a a g a t c a t t t 1860  
g t g g c c a g g c a t g g t g g c t c a c a c c a g t a a t c c t a a c a c t t t g g g a g g c t a a g g c a g g a g 1920  
g a t c t c t t g a g c c c a g g a g t t t c a g a c c a g c c t g g g g a a c a t a g a a a g a c c c t g t c t c t c 1980  
t a t t t t t t t t t t c a g t t a a a t a t a c t t t t a a a a a g a t c a t t t g t g g t g c t a t a g t t g t 2040  
g g g t g t t t a a t t t g t a a t t t a c t t t g t t c t g t t g a t c t a t c t a a t t t t t t t t a g a c g g 2100  
a t t c t t c t c t g t c a c c c a g g e t g g a g t g c t t c a g c c t c t c a a t g c c a t c a t g c c c a g e t 2160  
a a t t t t t g g a c t t g t a g t a g a c a g a g t t t c a c c a t a t t g a c c a g g c t g g t c t c g a a c 2220  
t c c t g g c c t t a g g t g a c c c g c c c a c c t c a g c c t c c a a a a t g e t g g g a t t a t a g g c a t g a 2280  
g e t a c t g t g t c c a g c c a g a t c t g t e t a a t t t t t t t t t t t t t t t t t g a g a c g c a g t c t c a c t c 2340  
t g t c a c t c a g g t g g a g t g c a g t g g c g t g a t c t t g g e t c a a t g t a a c c t c c a c c t c c t g g 2400  
g t t c a a g t g a t t t c c t a c c t c a g c c t c c t g a g t a g c t g g g a t t a c a g g t g c g t g c c a c c 2460  
a c g c e t g g c t a a t t t t t g t a t t t t a g c a g a c a g g g g t t t g c c a t g t t g g c a g g c t g 2520  
g t c t c a a a c t c c t g a c t t c c a g t g a t c c g c c c a c c t t g g c c t c c a a a a t g e t a g g a t t a 2580  
c a g g t g c g a g c c a c t g t g c c t g g c c c a g a g a t g t g t e t a a t t t a a a g a a t g t a t g a a g a t t 2640  
c a g a t t t a g g t t c c t g e t a t t a t g t t a t g g g a a a t c t t t t c c t a g t t t c t t e t g a t t a a t 2700  
a t a a a t c c t t a a t t t t a t t t t t a t t t t t t t t a c t a c a g t c c t c t t t t t a t t a c t t t t t 2760  
a t t t t t c t t a a t t t a a t a t a a t g a a a a g t t e g a t t t t t c t g t t a t g g t t a g c a t t t t t 2820  
t t c t t c t g t t t a a g a g g t g t t t c c t g g c t g g t g t g g t g g c t c a c a c c t g c a a t c c t a g c 2880  
a c t t t g g g a g g c c a a g g t g g g a g g a t c a c t t g a a c c a g g a g t t c a a g a c c a g c t t g g g c 2940  
a a c a t a g t g a a a c c t t g t c t c c a a t t t t t t a a a t t a a a a a t a a t a a a a a g g c g g g g c t g 3000  
g g t g t g g t g g c t c a c c c c t g t a a t c c c a g c a c t t t g g g a c g c e g a g g c g g g t g g a t c a c c 3060  
t a a g g t c a g c a g t t c g a g a c c a g c a g c c t g a c c a a c a t g g a g a a c c c t g t c t c t a c t a a a a g 3120  
t a c a a a a t t a g c t g g g c g t g t g g t g c a t g t c t g t a a t c c c a g c t a t t c g g a g g e t g a g 3180  
g c a g g a g a a t c g e t t g a a t c a g g a g g c g g a g g t t g c a g t g a c c c a g a t t g c g c c a t t g 3240  
c a c t c c a g c c t g g g c a a c a a g a g t g a a a c t c t g t c t c a a a a a a a t a a a a a a a a a t a a a a a a 3300  
t a a a a a a a a a a a g a a g t g t t t c c c t a g c g t g a a g a c a t g a a g c t c t t c t g t a a a c t t c a t 3360  
t g t t c t g c c t t a c a a t t c a a t c a c a a c c c a c t a g a a t t a a t c t t c c g t a t a t a t a g c a 3420  
t g g g t g g a g g t c a a a c a c c t t t t t t c c a t a t g g a t g t t c a g c t g t c c c a g t g t c a t t t a 3480  
t t t a a a a g a c t g t a c t g g a c c t g g c a t g g t g c t c a c g c c t g t a a t c c c a g c a c t t t g g g 3540  
a g g c t g a g g c g g g t g g a t c a c t t g a g g t c a g g a g t t c g a g a c c a c t a a c c a a c a t g g c 3600  
a a a a c c c c a t c t c t g c t a a a a a t a c a a a a t t a g c c a g g t t t g g t g g t g c a t g c c t g t a a t 3660  
t c c g g c t a c t t g g g a a a c t g a g c g g g a g a t c c c t t g a a c c t c a t a g g c a g a g g t t g c a 3720  
a t g a g c c a a g a t c g c a c c a t t g c a t t c c a g c c t g g g c a a c a a g a c g a a a c t c t g t c t c a 3780  
a a a a a a a g a a a a a t a g a g g c g a a t g g c c t t g c t g c c a c c a a c a t g g a g a c t t t g 3840  
t a c e g t g t c c c g t t c t a g c g t t g a a t g t c c c a a c c t g a a g c t g a a g a a g c c g c c c t g g 3900

---

-continued

---

ctgcacatgc	cgttggccat	gactatgtag	gctctgggtg	tggtgtctta	cttccctc	3960
accagaggaa	tcgtttatga	tgttacgggt	gaaccgccag	gtgttggtc	tatgactgat	4020
gaacaagggc	atcagaggcc	agtagctttc	ttggcctaca	gagtaagtgg	acaatattat	4080
tatggaagga	cttgatcca	gcttctgtt	tacaatggga	ggtttaggtt	tcataatcct	4140
ggaccgatcg	aatgcaccaa	atatcccaaa	actcaataga	tttcttcttc	tattcgttgg	4200
attcgtctgt	gtcctattga	gtttttttca	cggttagagt	attcgtgaga	atgaaactac	4260
cgggctctct	gatgggttag	agtgcttta	agaagaaatc	aggctgggtg	cagtggctca	4320
cgcttgaat	cccagcactt	tgggagggcg	aggcgagcgg	attatctgag	gtcaggagtt	4380
cgagatcagc	ctgggcaaca	tggtaaaacc	ccatccctac	tacaaataca	aaattagcca	4440
ggcgtggtga	cacatgtctg	taatcccagc	tactcgggag	gctgaggcag	gagaattgct	4500
tgaacccggg	aggcagagga	tgcggtgagc	cgagatcgca	ccattgcact	ccagcctgga	4560
caacaagagt	aatctccgt	ctcaccaaaa	aaaaaaaaaa	gaaaaaaaaa	aagaaatcag	4620
tgcatactgg	atttgctcct	gtcaatgaag	ttttaaaggc	tgtccaatcc	tctaataatga	4680
gatgtagaaa	agaaggaaga	gcagcagtaa	aagaaatc	tagtgaaaaa	ccaggaagtg	4740
tattgaagct	tggactagaa	tttctctttt	attaagaga	caaatttate	acagtatttt	4800
cttttctgc	tgaccacatt	gctataccaa	tgatgatgag	tggcattttc	ttcttagttt	4860
tttatttctt	taagaaaata	caagccaggc	gcggtggctc	acttctgtag	tcccagcact	4920
ttgggaggcc	aaggtgggca	gatcacgagg	tcaggagttc	cagaccagcc	tggccaccat	4980
gttgaacccc	catctctact	aaaaatacaa	aaattagccg	ggcgtggtgg	tggcggggca	5040
cctgtaatcc	cagctacttg	gaaggctgag	gcaggagaat	cacgtgaacc	tgggagggcg	5100
aggetgcagt	gagcctagat	cgctgccact	gcactccagc	ctggggcgaca	gagcgagact	5160
ctgtttcaaa	aaaaaaaaaa	gaaagaaaga	aagaaaagaa	aatatactgc	atacctacaa	5220
ctataatagc	aaatatagtg	attatttttt	acaacccctt	taacactttt	tggagatgac	5280
atctctgact	ttcagaaatt	aacataaaat	caagaagcaa	gattccatga	gctgagaact	5340
ctggacagct	ggtcagcttt	acctacggag	ctttggcttt	aactagagtg	tgtgatggta	5400
gattatttca	gataggtatg	taagactgct	gcctgaacaa	taacatgtat	gaaaggaaca	5460
gaaataaata	ctaattaa	aacaaaataa	gaaaaaataa	aaaataaaca	ctactatgga	5520
catggtagct	catgcctgta	atcctagcac	tttgggatgc	caaggtgggt	ggatcgettg	5580
aaccaaggag	ttcaaggagt	tgggagacca	gtctgggcaa	catagcaaga	ccccatctct	5640
aaaaaaaaaa	aaaaaaaaag	agtactaaag	actcagagat	agaaaaatgg	aaattattca	5700
tattgtctcc	agattttttt	ttttttggac	ggagacttgc	tctgtcacc	aggctggagt	5760
gcagtggcac	tatcttggct	cactgcaacc	tccacctccc	aggttcaagc	aattctcctg	5820
cctcagcctc	ccaagtagct	gggattacag	gcatacgcca	ccaaacccgg	ctaattttgt	5880
acttttagca	gagacaggg	tttgccatgt	ttgtcaggct	ggtcttgaac	ccctgacctc	5940
aggtgatcca	cccgcctcgg	cctcccaaag	tgctgggatt	acaggtgtga	gccaccggcg	6000
ccagccagta	gtcttttata	cttgtaacag	attaatcttt	tctagggaaa	tggagacctt	6060
tcattttcat	gtccttttta	catccctgtt	gattgtatct	ctgcctccat	tctggtgatc	6120
ggaatgacac	taacttaatt	tgggttctct	aaagcagaca	ctgatacaaa	ggcttcagtt	6180

-continued

---

ccagaggttt atttagaatg tgatectaaa ccaagagggga ggtagcaggg agagtaagac	6240
aggaagat ggggagccaa caccttatct aaggacatgt tgaggccagg cgtggtggct	6300
catgcctgta atcccagcac tttgggaatc cgaggcgagc agatcacaag gtcgggagtt	6360
tgagaccagc ctggccaaca tagtgaact ctgtctctac taaaaatgca gaaaacaggc	6420
cgggtgcggt ggctcacgcc tgaatccta gcactttgtg aggcagagac gggcggatca	6480
cctgaggttg ggagttagag accagcctga gcaacatgga gaaaccctgt ctctactaaa	6540
aatacaaaaa ttagccttgc gtggtggtgc atgcttgtaa tcccagctac ttgggaggct	6600
gaggcaggag aatcacttga acctgggagg cggaggttgc gatgagccga gatcgtgcc	6660
ttgcactcca gcctgggcca caagagtga acttcatctc aaaaaaaaa aaaaaa	6720
acagaaaaaa ttagctgggc ctggtggcag acgcctgtgg tcctagctac tcaggaggca	6780
aaggcaggag aattgcttga acctgggagg tggagattgc agtgagccga gatcatgcc	6840
ctgcactcca gcctgggtga cagagtgaga ctctatctca aaaaaaaaa aaaaaagg	6900
taagttgctg aagtctgtga agtggacaat gagggttga ttcctttgaa gcctgttgaa	6960
gactgtttac gcttcctctt atcatccct gcctcatccc ctgtcacaga gatgaaagac	7020
tgggacatct ctgtgcaaaa tttcatocca cattgggtga ggctttccct gagacatgt	7080
gacttcctgc agttcaaagc tactttctt tttagacagg gtctcctct gtccccagg	7140
ctagagtct atagcgtgat ctgcctcac tgcaagctcc gcctcccggg tcaagccat	7200
tctctgct cagcctccc agtagctgg actacaggca cctgccacct tgcccggctg	7260
tttttttga ttttagtag agacaggtt tcaccatgtt agccaggatg gtctcgatct	7320
cctgacctca tgatccgcc accttggcct cccaaagtgc tgacattaca ggtgtgagcc	7380
accgtaccg gcctatctt tcttttagac agggctctcc tctgtcccct aggctggagt	7440
gcagtgggt gatcttggct cactgcaacc tctgcccct gggttcaaga gattctctg	7500
cctcagctc ctgagcagct gggattacag acatgcgtca ctatgcccg ctaatcttt	7560
gcatttttg gttagagatg ggtttacca tgttggtcag gctggtctcg aactcctgg	7620
ctcaagtgat ctgtctgct tggcctcca aagtgtggg attacagggtg tgagccacc	7680
cgcccgggg aaagctatct tccattttaa atttttgtt attgtgttt tgagaccaag	7740
tctcactctg ttgcccaggc tggagtgcag tggcatgatc tctaaatctt gtatttttag	7800
tagagacggg tttcacctt gttgccagg ctggtctcga attcctgacc tcaggatgc	7860
cactgcctc agccgcccaa agtgcctgga ttacaggcgt gggccaccat gccagcctg	7920
ccaaagctat tttctatggg ataaatgaca gcagaaagga cccagagca aaatactaca	7980
aagatgtatg gcacgtgcat gaggtgagag tatggtagaa tcaagtgagt ctctgcttc	8040
atgagactga acagtgggc tcagggtaaa attagaggtg tacaagagag tatgataggt	8100
acatctgcta ctgaacaate cttgtgcttc ttgaaaatgc tcatttccat attttttatt	8160
ttttatctt tttcagatac aaggctctac tgtgtcacc aggctagatt gcaggggac	8220
aattaaggt cactaaagtc ccaaccccc gggttcaagc aatcctcctg cctcagctc	8280
tggagtact gggactgcag ttgcatgcca cagtgcccg ctaatctttt tattttttgt	8340
agaggcaagg gcttgcctg ttgcccagat tggctctgaa ctctggcct caaatgatcc	8400
tcccaccgt gcctcccaaa gtgctgggat tacaggcata agccactgca cccagcctca	8460

---

-continued

---

ttctatatg taagttcatt tagtcattaa gtcttgaagc aaagatccag ccacgatcta 8520  
tataaaatst tcaatacagg ccaggcatgg tggctcacgt ctataatccc ggcactttgg 8580  
gaggctgagg cagactgatc actttaggtc aggagttcca gaccagcctg gccaacatgg 8640  
tgaaacgcta atacaaaaaa ttactggtggc atgggtgtca gcacctgtaa tcccagctgc 8700  
tagggagggtt gaggcaggag aatcggttga acctggagggt agaggttgca gtaagcaag 8760  
atcacgccac tgcactccac cctgggaaac agagcaagac tctgttccaa aaaaaaaca 8820  
aaggcaatct ttctagaaa aaaatagttt ctgcacattc ttaggcacgc attttaggc 8880  
tgctatagct atttaaaatt ttcaatacaa tatgtttacc agagcaaac acaatcctca 8940  
ttgttatgtg ggcccaaac cactactgat actcatctgt tccccacg tegtctacat 9000  
ttctcatgg tgggccagta cttcattttt tgtaactcat ttgctgcta gggtagctca 9060  
ggcctttgtt tctgagagat ctgagtctgg tgttgctagg aaggaaaagg ttaactagtc 9120  
tataatccat tctttctccc aacctggtga tgtctgagga ggcacccctt ggtcaaacctt 9180  
ctttgtaaac atgctaatac gatctcatgg tatttattag aggaaaacaa ccagagattc 9240  
ttatctgtga gatgctttca gcaggacata cttgttcttt cttgatgtct tgcagtaaac 9300  
aaggaaatta ggggtttatg ggcactgagcc actggaaaat gtcagcgtca catatttagt 9360  
taagagagag agagagaggg gctgggcgtg gtggttcatg cctacaatcc cagcattttg 9420  
ggagactgag gcaggaagat cacttgagcc cagaagcgtg agatcagcct aggtaacata 9480  
atgagacctc gtcttattaa gactctgatt ctacctccc ttggtgttat ctcagttact 9540  
gtacttttac agggctgtgg ttgtgcaact tctgctggg catggggaat tctctgagtt 9600  
ccagacaaga accttctgct ccaatatgca gcagcaaccc agtctctca taatgctcgt 9660  
ggttgattat ccatgcccgc caactacctc atttctctgc ccagtgttt atcagcctga 9720  
agagcccaca gtcaccaggc agaaaacctt actgtgcttc ttggtgaaag tgttccctct 9780  
tcaaaaatga agacatcacg ccagataagg ttggggact agaagcaca tttctcaag 9840  
tgggtcccta gacaggatat tgataaatgc caattctgtt tcaactccctg gtagctacac 9900  
ctgtatattc taactactag ggtcacagcc ccttatattg actgttggtt atatgcagat 9960  
attgcatctt agaggacagc accccaaacc catgggatgt tatacctggg ctgacacttt 10020  
agttgagccc tttaaaaagc cattctctggg ccaagcccgg tggctcacac ctgtaatccc 10080  
agcactttgg gaggtgagg cgggcggatc acgaggtcag gagatcgaga ccatcctggc 10140  
taacatggtg gaacctgta tctacaaaa atacaaaaa aattagctgg gcctggtggc 10200  
aggcgcctgt agtcccagct attcagaagg ctgaggcagg agaatggcgt gaaccaggga 10260  
ggtggagggtt gcagtgagct gagactgtgc cactgcactc cagcctgggc gacagagtga 10320  
gactctgtct caaaaaata aataaataa taaataata aataaataa aggccattcc 10380  
tggctgggca tgggtgctca cgcctgtaat cccagcactt tgggaggccg aggagggcgg 10440  
atcacctgag gttgggagtt tgagaccagc ctgaccaaca tggagaaacc ctatttctac 10500  
taaaaataca aaattagcct ggcattggtg cacatgccta taatcccagc tacttgggag 10560  
gctgaggaag gagaatcgct tgaatccggg aggcagaggt tgcagtgagc agagattgca 10620  
ccattgcact ccaacctggg caacgagagt gaaactccat ctcaaaaaa acaaaaagcc 10680  
attctggccc tggcgcaatg gctcacgctt gtaatcccaa cactttggga ttacgcttgc 10740

-continued

---

caaagtaagt	gaattacotg	aggtcaggag	tttgacacca	gcctggccaa	catggtgaaa	10800
ccccgtctct	actaaaaata	cacaattagc	tggacatgat	ggcaggcgcc	tgtaatccca	10860
gttactcagg	aggctgaggg	aggagaacct	cttgaaccca	ggaggcaggg	gttgacgtga	10920
gccaaagattg	cgccattgca	ctccagccag	ggcaacaaga	gtgaaactcc	gtctcaaaaa	10980
ataaataaat	aaataaataa	ataataacca	ttatgttatc	ccatgatggc	agctctttct	11040
gtataaggtg	ataaatatgc	gatgtaaaga	gtgtatttca	tattaatgca	ctgattgttg	11100
tacctttttt	tttttttttt	tttttttttt	gagacagggg	cttgcctctg	caccagggct	11160
ggagtgcagt	ggcgcaatct	cgactcactt	caacctctgc	ctcccagggt	caagcaatcc	11220
ttctgcctca	gcctcctgag	tagctgggat	cacaggtgcc	cgccaccacg	cccagetaat	11280
ttttgtactt	tttttagtaga	gacgggggtt	tgctgtgtgc	ccaggctggg	ctcaaaactcc	11340
tgacctcagg	tgactctgcc	tccttggcct	cccaaagggc	tgggattaca	ggcacagggg	11400
gccaccatgc	ccagctgttt	ttttgttttg	ttttttgttt	tttttgagac	agagtctcac	11460
tctgtcgcct	aggctagagt	gcagtggtt	gatcttggt	cactgcaacc	tcggttcaact	11520
gaagcctccc	agtttcaagc	cgtactctta	cctcagcctt	ctgagtagtt	gggattacag	11580
gctgtgagcca	ctgtgcccag	ccttttgttt	tgtattttta	gtagagatgg	ggtttcacca	11640
tgttggccag	gctggctctg	aactcctggc	cacaagtgat	ccacctgctt	tggcctccca	11700
aagtgcctgg	attacaagga	tgttagaaaa	tggctggggc	tgggtggctta	caactactcg	11760
ggaaactgag	gcacgagaat	cgcttgaacc	cgggagacgg	gcattgcagt	gagctgagat	11820
caggccattg	cactccagcc	tgggcgacag	tcacaaaaaa	aaaaaaaaag	aaagaaagaa	11880
agaaagaaaa	cacatcaatt	ccaggaata	caaatcagat	gagatcgggc	gtgttcccgg	11940
tggataggtc	acagaaaacag	gaagcacaaa	tcaatcacct	ccaccactgc	cctctccggg	12000
ggaaaggatg	aatgtaatc	aacttaccac	taactagtca	gtcattcccc	ttaaaggaca	12060
atagcagatc	aagggtgcat	catgggcttt	tttttttttt	tttttgagac	agggctctgc	12120
tctgtcgcct	agcctagagt	gcagtggtc	caccatagct	caacctctg	ggctcaagcg	12180
atcctcctgc	cttagcctct	ggagtactag	gactataggt	gcatgcctcc	atgctggct	12240
aattgaaaaa	ttttttttgt	agagacagga	tttggtttt	ttaccagac	tcatttcaaa	12300
ctcctggcct	caagcgatcc	tcccgcctcg	gcctctcact	ggtagcttta	tcacaggcat	12360
gagccagcgt	gtctggcctt	gatcacagcc	agaaactccc	aggctgtgat	aatgagctca	12420
gctttcatga	gagacagctc	atgctattag	gcacatcctt	cgctctctct	cctgctaccc	12480
tgctaccgcg	tctctgttca	tgggtgcatt	atacaagcag	tggctctgag	atagagcttc	12540
agtgatgccc	actgcacaag	gcaccctctc	ttcctgggtg	ctcaggatct	tctctgtggg	12600
gagcactccc	tggagaacat	taacatgaga	cacagagatc	tcatgcctct	gcctcttctc	12660
ataattcctt	tttttttttt	gagagggagt	ctcacctgtg	tgcccagggt	ggagggcaat	12720
gggtgatctt	cagctcactg	caaccttca	cttccagggt	caagtgatcc	tcctgcctca	12780
gcctcccagg	tagctggggc	tacaagtgtg	tgtaaccgca	cccggctaat	ttttgtgtct	12840
ttagtagaga	cggggtttca	ccatgttggc	caggctgggc	tggaaactcct	gacctcaggt	12900
gatctgcctg	cctcagcctc	ccatagtgct	gggattacag	gtgtgagcca	ctgtgcccag	12960
tgccccccct	ttttgtgtg	tgtaagggtc	tcactctgtc	accagggcta	gagtgacagg	13020



-continued

---

gcataatctc	ggctcactgc	aacatctgcc	tccaaggctc	aagtggctct	cccacctcag	13080
cctcctgagt	aacagggact	acaggcacgt	gccaccaaac	ccagctaatt	ttttgtattt	13140
ttggtacaga	cgagacttca	ccatgttgc	caggetggtc	acaaactcct	gacctcaage	13200
gatccaccag	ccttggcttc	ccaaaatgct	gggaatacag	acgtgagcca	ccgtgactgg	13260
ccccagctaa	tttttgtatt	tttagtagag	atgggttttc	accatgttgg	ctaggctggt	13320
ctcacactcc	tcacctcagg	tgatccacct	gcctctgcct	cccacagtgc	tgggattaca	13380
ggcataagcc	accacgcccc	accgtgagac	ccccatctct	acaaaaaag	ttttaattag	13440
ctgtgcatgg	tggcaggcac	cctagtccca	gctacctact	gaggaggctg	atcgcttgag	13500
cccaggaggt	caaggctgca	gtgagctggg	atcacagcac	tgactccag	cctgggagac	13560
agagggagac	tctatctcca	aaaagaaaa	aagactagag	attgtgcccc	aggcacagat	13620
catattaatc	ccagtgatat	tctgggagtg	gtggccagac	tccttcccag	gactggtcct	13680
cgggtttggc	aatgagtgtt	agtcaaggcg	tgaggttctc	atgggcccgc	tcaagcactc	13740
tgttcgacat	cttttactc	tctcccaggc	tggggtgcag	tggcgtcctc	ttggttact	13800
gtagcctccg	cctccagggt	tcaagcaatt	ctggctgcctc	agcctcccga	gtagctggga	13860
ttataggcgc	ctgccatcac	gctggctaa	tttttttgt	atttctagta	gagtcagggt	13920
ttcactatgt	tgcccaggct	ggtcttgaac	tcctgacctc	aggtgatctg	cctgcctcga	13980
cctcccaaag	tgctgggggt	gactgtcctg	ggccccctcg	ttgcacatct	tgacttctca	14040
gcctccaagg	tgattcttta	ggacaccaat	ttaatccctc	taaacatggc	aacagagcca	14100
gcggtttcca	gccctatttg	cgcagtagaa	ggattattta	caaatcctcg	tacttagact	14160
ccaccgcag	agattcaagt	ggactgagcc	tggagtgaag	ccgaaggcat	tttctataa	14220
tctgagaat	gataatatac	agctgtcttt	gaaaaccacc	actaagactt	gtaaactttg	14280
ttcattcaag	tcttcttttc	tccccttaa	agcaggctta	tccttgagg	gtgctttttc	14340
agactccagt	aagcatcact	gagaacactt	aattaatata	ctgaggcctc	tcacaagagg	14400
gaaggagtgg	aagaactcct	ggagaaggac	ttggaaggga	gagatgtttt	tctttctttc	14460
tttctttttt	tttttttgg	agacagagtt	cactcttatt	gccaggetg	gagtgcaatg	14520
gcgtgatctt	ggctcactgc	aacctctgcc	tcccagggtc	aagcaattct	cctgcctcag	14580
cctcccag	agctgggac	acaggcgct	accaccatgc	ccagctaatt	tttgacttt	14640
tttagcagag	acgggctgct	gccacgttgg	cctggctggt	ctcgaactcc	tgacctcagg	14700
tgatccgccc	acctcgccct	cccaaagtgc	tgggagtaca	gacatgagcc	accgtgccc	14760
gccaagatgt	ttttcttaac	acaaaaagtt	tttgtctggg	tgtgggtggct	cacgcctgta	14820
ctcccagcac	tttgggaggc	cgaggcgggg	agatcacttg	caatcaggag	ttcgagacca	14880
gcctggccaa	cgtggcaaat	acaaaaatta	cctgggcatg	gtggcgcttg	cctgtaatcc	14940
cagttattta	ggaggctgag	gcaggagaat	tgcttgaatc	cgggaggcgg	aggttgcagt	15000
gagctgagat	caagccactg	aactccagcc	tgggcgacag	agtaagactc	catctcaaaa	15060
ataaaaaaaaa	atttctaag	caagcgcttg	ggctgttctg	atgtcaacat	acagtagctg	15120
gccctacctt	taaccaggga	taaggggcaa	aagtataccc	aaagatacat	gtaatcaaag	15180
ttgctgggtg	cagtggccca	cgctataat	cccagtgatt	tgggagctg	aggtgggagg	15240
attacttgat	cctggagggt	gagaccagcc	tgggtaacac	agtgagacct	tgtctctgaa	15300

-continued

---

acctaaaata	aaataaaaata	aaataaccact	gtgctctatc	ctgagcaaca	gagcaagacc	15360
ctgtctcaaa	tataataaaa	ataaaaataa	tcagtccttg	ggtttagcat	ctttggacta	15420
atggtaccag	catgagggaa	agcaggctct	tgtagctctg	ataagtgaac	tttgacactt	15480
cttagtgttt	ttctctaact	gtggtgacat	acgaataaca	tataattaac	catttaaaaa	15540
taagcgggtc	ggtagcattt	agtacatcac	agtgttgtgc	aaccaccacc	tctaggtagt	15600
tccaaaactt	tttctttctg	tttttttttt	tgagacagag	tttcgctctt	cttgcccggg	15660
caggagggca	atgacacgat	ctccactcac	cgccacctct	gcctcccagg	ttcaaatgat	15720
tgtcctgcct	cagcttcccg	agtagctggg	attacaggca	tgtgccaccg	caccocggcta	15780
atthtgtatt	tttagtagag	atgaggttct	tccatgttgg	ccaggctggg	ctcaaatctc	15840
tgacctcagg	tgatccaccc	gcctcggcct	ctcaagtgtc	gggattacag	atgtgagcca	15900
ccatgcctgg	ccccaaaaa	ctttcctaac	tctaaaataa	agtcccataa	gcaggtattc	15960
cccactccct	cctcctcccg	gctgtccat	ccacaaatga	atggattaaa	caatattggt	16020
tatccataca	atggagtata	atccagctgt	aaaaggggct	tggcgcagtg	gctcacacca	16080
gtaatctcag	cactttggga	ggccgaggcg	ggcagatcac	ttgaggccag	gagtttgaga	16140
ccagcctggc	caacatgggt	aaaccaggtc	tctactaaaa	atacgaaaa	tagccaggcg	16200
tgttagtgca	cacctgtaat	cccacctact	caggagactg	aggcatgaga	atcacttgaa	16260
tttaggaggc	agagaagtgt	cagttagctg	agatcctgcc	actgcactcc	agcctgggca	16320
acagagcaag	actctgtctc	aaaaaaaaaa	aaaaaaaaa	ggaatgagat	accgacacat	16380
tataccatga	ggataaacct	tgaaaacaac	atgctcagta	aaagaagcca	gcacacaaaa	16440
ggttacatat	tataaatgt	aattttat	tagttttga	aaagctggtc	tcctgggctc	16500
aagcgatcct	cccttcttgg	cctcccaaac	tgctgggatt	acagggtgtga	gccactgtgt	16560
ccggcctatg	atthtttttt	tttaatgaaa	tacctggaaa	agataaatcc	agagaaacag	16620
acggcagatt	acaggctctt	tttaaatgg	ttctgacac	tatcacaaga	taaaaatgtg	16680
gtttaaatt	gttgcttgg	atgtcttatt	cacctctaaa	gatatactgt	tcactaggcc	16740
gggtgcagtg	gctcacacct	gtaatcccag	cactttggga	ggctgaggcg	ggaggatggc	16800
ttgaaccag	gagttctagg	ctgtaatgtg	ctctgccaat	tgggcatcca	cactaagttc	16860
ggcatcaata	tggtgacctc	ccaccagggt	gcctaagaag	tggggaaatg	gtctagggtg	16920
aaaatggagc	aggcmetaat	tttcatgctg	gctgggcaca	gtggctcaca	catgtaatcc	16980
cagcactttg	ggaggccaag	gcagatggat	cacctgagggt	caggagtttg	agaccagtct	17040
ggccaacatg	gtgaaacctc	gtctctacta	aaaatacaaa	aaaaaaaaat	agctgggcat	17100
ggtagcatgt	gcctataatc	ccagctat	gggaggctga	ggcaggagag	ttgcttgaac	17160
ccaggaggca	gaggttgtag	tgagccggga	tcacgccact	gcactctaac	ctgggcgaca	17220
gagtgagact	ccatctcaaa	aaaaaaaaaa	aaaactttca	tgctgatcag	tagtgaatc	17280
agcttgtgaa	ttgccctoca	gctgagcaa	cacagactgc	ctcttactaa	tcccagcact	17340
ttgggaggct	gaggtgggag	gatggcttgt	gcctaagact	ttgagactag	cctagccaaa	17400
atcccttctc	tacaaaaaat	gcaaaaatta	gctgggatg	gtagtgtgca	cctgtagtcc	17460
cagttactca	ggaggcttag	gtgagaggct	cacctaggcc	caggaggtta	aggctgcatt	17520
gagctatgat	tttgccactg	cactccaggc	tgggcctagg	cctttgtagt	cacagctact	17580

-continued

---

tgggggcaaa	tgtaggagga	tcaacttgagc	ccagtaggtc	gaggctgcag	tcagctgtgt	17640
tttttgagac	atagcaagac	cctgtctcaa	aaagaaaaaa	aaaagtagct	acaagctcat	17700
ttatgcгаааg	gctaaccact	gtcacaagta	gagatgtgca	gaactgagat	tcaaattgat	17760
ggaatggcaa	gaaaaactgc	cacttctgtg	aacctgaagt	caaactgccc	ttgtcgtcaa	17820
gataaaaggt	atacatggtg	tgagcctggg	catctgaaag	gtgttgacgc	tttttctttt	17880
atTTTTTTga	gatggagtct	cactcctgtc	accaggtctg	gagtgagtg	gtgcatctc	17940
agctcactgc	aacctctgcc	tctggggtc	aagcaattct	cctgectcag	cctcctgagt	18000
agctgggatt	acaggtgccc	accaccacac	ccagctaatt	ttcgtatTTT	tagtagagat	18060
ggggtttcgc	catgttggcc	aggctggtct	cgaactcctg	acctcaggtg	atccgcctgc	18120
ctcagcctcc	caaagtgtctg	ggattacagg	tgtgagccac	ctgtaattag	ccaggttgg	18180
tggTgggtgc	ctgtaatccc	agctactggg	aaggctgagg	caggagaatt	gcttgaacct	18240
gagagggcgg	ggTtgtctgtg	agccgagatc	gtgccactgc	actccagcct	gggtgacaga	18300
gtgagactcc	atctctaaat	aaataaataa	ataaataaaa	tgagatgatt	tctgagtgag	18360
ttaactaaat	caggatatgc	agaacaatgc	caagcatata	ttagccacta	aagaatatat	18420
aagTtgctg	aaagcccctt	tagggTttaa	acctggactt	cattattcac	aatcacattc	18480
ccggtcccca	ttacggagcc	tggtcacctg	ggtgcttgtt	agatatggaa	atcatcagat	18540
cccaccccag	accgagtcag	aaacgttgag	ggcaggagtt	caagaccagc	ctggccaaca	18600
tggcgгаааc	tccgtctcta	ctaaaaatac	aaaaattagt	caggagtggT	ggcacaggcc	18660
tgtgatctca	gctactcggg	aggctgagac	atgagaatcc	cttgaacctg	ggaggcagag	18720
gctgcagTga	gccaaagatg	tgtcattcgc	ctccagcctg	ggtgacagag	tgggactctg	18780
tctcaaagaa	aaagaaaaaa	agaaaagaaa	ttgcagcttc	tgctcaggaa	gtctggagtg	18840
ggccaggatt	ctgcatttta	acaactocca	ggagtgttag	tggggctggT	ttgtggactc	18900
gcctttgagt	cgttggctct	cgctcaatca	atattagata	aaatgacagt	attgggagaa	18960
atccaggggg	ctctggagga	ccgagggatc	atattggagg	cagatagggc	agagaaaggT	19020
ggaggaggTg	ggagtcgggt	gtggctgtgg	aggaagctac	ttaaaccggg	attgatctt	19080
tgctagTtct	tatccctgga	cctgaaccca	ggcgcacatc	tggattagaa	gatgccaggc	19140
tcagaggatc	ttcgtaaagg	taagccagaa	aaaatgagaa	ccgaagcaaa	gacacgtgaa	19200
gaagtggaaa	gcagctggcg	gcgggaaaag	gcagagggac	caggcggccc	aagctggTgc	19260
ttcgtccacg	tgggtggcag	ggacttocca	cagaggtctg	catcgTtttt	gTtgtgtTtT	19320
ttttgtttTg	ttttgtttgt	cttttgagac	agtctcactc	tgtcgtcag	gctggagTgc	19380
agtggcacga	tttcggctca	ctgcaacctc	cacctcccag	gttcaagcaa	ttctcctgcc	19440
tcagcctccc	gagtagctgg	gatgacaggc	acacgccacc	acacctggct	aatTTTTTTT	19500
ttttttgtat	ttttagtaga	gcccggggTt	tcacatatt	gaccaggtctg	gtctcgaact	19560
cctgacctTg	tgatccgtct	ggctcagcct	cccaaagtgc	tggggTgaca	ggcgtgagcc	19620
actgcacccg	gcccagTtt	tgtatcttta	tagagatggg	gtttcaccat	gttagctagT	19680
ttgTctcaa	gcccctgacc	tcatgtgatt	ggctggcctc	ggcctcccaa	agtgctggga	19740
ttacaggcat	gagcctcggT	gcccggccgc	ggctgtcatc	tgacagcaca	ggcaaTgca	19800
gggaagcctg	tttctgcctt	caaatccgaa	atcttctccc	tcgtagtTgt	gtcctaattc	19860

-continued

---

ttcccacccc	gatgcttgtt	cttgagcaca	ggggaatctg	attcctatga	ggatgattag	19920
gtcctagata	gaatataggc	ttagccaagc	tggaaatctc	atgttcatga	gcacttacta	19980
gactctggag	ctgctgcaa	accattttca	ggcatgatgc	gattcagatc	ttttagagcg	20040
aggcatgcbg	tggctcatgc	ctgtaatccc	agcactttgg	gaggccgagg	tgggcagatc	20100
gcttcagccc	aggagttaa	gaccagocctg	ggcaacaaaa	caagacgttg	tctctacaaa	20160
aaatacaaaa	attagccggg	catgtcagtg	ttgtgtagtt	ccagctactc	gggaggctga	20220
ggtgagagga	tcgcttgagc	ctggggaggt	tgaggctgaa	gtgagctgtg	atcatgccac	20280
tgggcaacac	agcagtacac	tgtctcaaga	aaaagaaagt	aaaaggtgac	atccgtgaca	20340
gcagtgatgt	tattttctg	cttatttct	tgctatattc	ctaaaagaat	atacttaatg	20400
aacattgaat	aatgataag	aataaaacca	tgtccatcca	tttcacctg	gattgagttg	20460
cctatttcta	cacaaagaaa	atagaacca	agaggttaag	cacaagcgat	cccttattta	20520
cgtatttatt	tatttattta	tttattattt	tcttgagaca	gggtctccct	ctgtctcagg	20580
ctggagtgca	gtggcataat	ctcggctcac	cacagocctc	gcctctgagg	ttcaagcgat	20640
tctcctgct	cagcctcccg	agtagctggg	actacaggcg	tgcaccatca	cgcccagcta	20700
atttttgtac	ttttagtaga	gacagggttt	caccatgta	gccagaatgg	tcttgatctc	20760
ttgacctcat	gatccgcccg	ccttgocctc	ccaaagtgt	gggattacag	gcatgagcca	20820
ctgtgcccgg	ccaaattttt	gtgtttttaa	tagagatggg	gtttcaccat	gctggccagg	20880
ctggtctcaa	actcatgacc	tgatgatgac	tgcccgcct	ggcctcccaa	agtgtctgga	20940
ttacaggcgt	gagcaaggga	tcccatattt	aatgataac	agaaaaaag	gatggaggaa	21000
ccaaggggga	aaggaacaac	cttttctat	gaaatgaca	aatgaggctt	ggaaaaaaca	21060
ggacaaaagg	cagatcaagt	tgtcctcccg	cttcagcctc	ccacagtact	gggactgcag	21120
cctgaggcac	gaccccggcc	agcagtgct	ccatatctaa	gaacctcagt	cacggccggg	21180
cacagtggct	cacgatgta	atcccaacac	tttgggaggc	cgaggcgggt	ggatcacctg	21240
aggctcaggag	ttcagagacca	gcttagccaa	catggtgaaa	ccctgtctct	gctagaaata	21300
caaaaattat	ccgggcatgg	tggcgtgcgc	ctgtaatccc	agctactcgg	gaggctgagg	21360
caggagaatc	gcttgaactc	aggagtgga	ggttgcatg	agctgagatt	gtgccactgc	21420
actccagcct	cggtgacaga	acctcagtca	cttgatcatc	acgttgatc	tcagtggaaa	21480
ggaaaggaaa	gctcaggctt	ttgagaatgg	agttgttagc	atttccatt	tgtgtctttt	21540
tcctcctctt	tcaaggcaag	gaccagatgc	atcacacag	gaaacgaacc	atgttacta	21600
agaagcaact	ggaagatctg	aacatcttgt	tcaatgagaa	ccataccca	aaccccagcc	21660
ttcagaaaga	aatggcctcg	aaaatagaca	tacaccaac	agtactgcag	ggtgaaaaat	21720
gatccctctt	ctcactaaac	tgccctcctg	atctaacta	aattcagagt	ccctctagga	21780
taattcctga	ggtctcattc	caatcgocaa	tattcccaa	accacactc	tctactcac	21840
gtcccgttaa	acctttcttc	aaccccctag	agcaagaatg	ggaaaatttt	tccagtaaag	21900
gaccaggtag	taaataatg	aagctttgtg	ggccataccg	tctctctagc	aactatttta	21960
actatgccac	cacagtgcga	aggcagccac	agacaacgta	aacaagaggc	ccatctgtgt	22020
tcccagaaac	tcttttactc	aggttggagc	acggtggtgc	aatcacagct	cactgcagcc	22080
tcgacctccc	gggctcaagc	aatcctacca	cctcagcacc	ccaagtagct	gggactacag	22140

---

-continued

---

gtctacaggt	gcacactacg	cctcccaaaag	tgttgggatt	acaagcatga	gcccggctgt	22200
atthttatthtt	ttgtagagat	ggggtttcgc	tatattgccc	aggaggctga	tcttgaactc	22260
ctggtctcaa	gtgattcacc	tgccctggcc	tcccaaagtg	tcaggattat	aggcataagc	22320
cactgcgcct	ggcctgaagt	ttatacaatt	ttcacattac	aaaatagtgt	tgthttgttt	22380
tgthtttaaga	cagggtgttg	ctcttgocca	cattggagtg	cagtggcacg	atcatagctc	22440
actgcagctt	tgaattcctg	ggctgaagcc	atcctcccac	tcagattccc	aagtaggtgg	22500
gactacaggt	gtgtggtact	acagcctccc	gagcagctga	tactactggt	gtgtaccacc	22560
aggcccagcc	aatthtgtgtg	thttthttag	agatggggtt	tcgtcatgth	gcccaggctg	22620
gactcaaaact	cctgaaatca	agtgatccac	ccacctcagc	ctcccagagt	cctgggatta	22680
taggcatgag	ccactgtgcc	tggccagtag	tattctthta	thttctctct	thttctthtc	22740
agtcccaca	cacatacaac	acaaaatagt	actcttattg	tgthttgtth	thctcaacca	22800
thttaaaaacg	taaagcctat	tcttagtgca	tgggtgatac	aaagacaggg	ggtggtcaga	22860
thtggccacc	agccttagct	ggctggcctg	agcccagag	cagcccctgc	gactgatccc	22920
cttgtctctcc	tatcccctgc	tctgggttht	ctgaccctg	tctcaatthc	tgthcccaca	22980
atctctcatt	tctgctcctt	cctgggagta	gattgagtag	ggtthccaca	agaggatgta	23040
agtggccaag	ctgtggcact	agctgttctc	acctagaagt	actcatatta	tcaactaaaa	23100
ggaaaaacttg	ggttgggtat	ggtggctcat	gcctgtaatc	ccagcagtht	gggaggccga	23160
ggtgggcgga	tcatgaggtc	aggagtthca	gaccagcctg	gccaatatgg	tgaaccctg	23220
tctgtactaa	aaatacaaaa	attagccagg	catagtggtg	tgagcctgta	gtcccgccta	23280
ctcaggaggc	tgaggcgaaa	gcctgccttg	aacctgggag	gctggagtht	cagtgcagccg	23340
agatgggtgcc	actgaaactc	agcctgggctg	acaaggtgag	actccatctc	aaaaataaaa	23400
taaaataaaa	taaaataaaa	taaaataaaa	aatattagga	gagthtaagg	gccccaaaaa	23460
ggaaaaaaa	agaaaagtta	aaaacttaaa	ggttaaaaa	agaaataaaa	ataaataaaa	23520
tacgtthtaac	aaaataaaaa	thaaaaagta	aaaatthttt	aaaaatagaa	tgacaagtca	23580
tctgaattcc	acccattctc	cttctctctc	thcccttcag	gtctggtthca	agaatcacag	23640
agcaaaaactc	aagaaagcga	aatgcaagca	tattcatcaa	aaacaagaaa	ctccacaacc	23700
gccaatacca	gagggtgggg	tctccaccag	tgctggcctg	agaaatgcag	acacactacc	23760
cagattgccc	aacgtgctc	acccgatcgg	cctggtgtac	acgggtcctc	gagthccctc	23820
attccagctc	atcctgtacc	ccaacctcaa	ggtccctgca	aatgactthca	thggccacag	23880
aatagtccat	thtggctgct	gcccagatcc	taatatatac	tgctctacc	ccatthttgga	23940
atcccagtht	tgcctcccaa	gctthcattc	tggctctcct	gcctgthcat	ctaaccaaa	24000
tcgagagaga	tgataaatac	aaaaagtcac	atgthtgaat	gatgtgtgtg	tggtactgtg	24060
acatthtgcgt	thgtctctcg	tgctgtthtc	ctggaaaagca	gctccagagt	thcatggagt	24120
ctccaaaagtg	ccatctthtt	gtatthttgtg	tgctaatgth	gaccgatagc	thcaggatgg	24180
ggactggtct	ctgaaaagac	cccagtagga	thtagagggca	aactthctggg	aggggaagga	24240
agctgagggt	gaggctgctc	accattggcc	agtgtthtca	tcagthcatg	ctgggtaaag	24300
aagcatccat	caaaaccctg	gaggacaggg	thtgaagaga	thccctgacag	ctaaagctgc	24360
ggagctacct	ggagggtggc	atathccgggg	agggcatgga	agctccgggc	ccctctcat	24420

---

-continued

---

acgcctcatc ctagcagggt gcggtggctc atgcctctaa tcccagcagc ttgggaggcc 24480  
aaggcaggcg gatcacctga ggtcaggagt ttgggaccag cctggccagc atggcgaagc 24540  
ccatctctac taaaagtaca aaaattagcc gggcggtggtg gcttgtgect gtaatccag 24600  
ctactcggga ggctgaggca ggaggatggc gtgaaccggg gaggcagagg ttgcagtgag 24660  
ctgaggggat tgtgccactg cattccagcc tgggtgacag agcaagaatc tgtctcaaaa 24720  
aaaagaaaca agaaagcaca gaggaccagc tggaaatatt ggaagaccag aaaatgtcct 24780  
taaaactcaa aatgcctggg catataggtc aggtccacct agccttttga atcaatgcga 24840  
acccttcctc aaggcctgga ggttggcaac acaaaatcac cctgtggaga acctaaagca 24900  
ttccctctct gagagttgag tcaattggga ttccaccccc aaaattccta aaaatctcaa 24960  
gttctagaa aattctcaga aaaagcaagc tctctatac ctccctgggt gtactctgat 25020  
gcaacttggc aaccatcaga gaatctccat ccccttgaac cttggctctc tgccaatgtt 25080  
cctcacgcct gtaatccag cactttggga ggctgaggcg ggcggatggc ttgagcccag 25140  
gagttcgaga ccagcctggc cagcatggtg aaacctcatc tctacaaaa acatcaaaat 25200  
tagccagtct catatactgg tctcaaaata aataaataga ttaaaattta aacataaaat 25260  
aaacatgagt gtgtagaaa gaacctactg gcccgcgctg gtggctcaca cctgtaatcc 25320  
cagcactttg ggaggcagag gcaggcggat catctgaggt tgggagttcg agaccagccc 25380  
gaccaacatg gagaaccccc gtctttacta aaaatacaaa attagccagg catggtggcg 25440  
catgcctgta atcccagcta ctggggaggc tgaggcagga gaattgcttg aaccgggaa 25500  
ggggaggttg ccatgagccg agattgogcc attgcactcc aagcctcctg ggcaagaaga 25560  
gcaaaactcc atctcaaaaa aaaaaaaaaa aaaaaggaac ctactgtagg atttggagtt 25620  
gagtaatttc agatagaatc aaaggaagag aaaggtctgg attgggtggt gccagcggca 25680  
gcttctatga ctgagtatct caatacatct tatctatagg acggctgact agaaagagga 25740  
caaacctata atagataaat gggcggcagc cattgcttag ccataggcga atatttgatg 25800  
ggttggggct caggacaaat gttaaaaaca atcttaataa cagcatgccg gcccgggcggc 25860  
ccacacctgt aatcccaggg gatttcagag gtggaggggg aggcggaagg attgcttgag 25920  
cccaggaggt tgaggctgca gtgagctgtg attgcaccgc tgcactccag cctgggtggc 25980  
agagcagacc cctatatcaa aacaaacatt atcaagaaaa attattaaat gaataacaaa 26040  
aacaggctgg gcacgggtggc tcacgcctgt aatccaagta ctttgggagg ctgaggcagg 26100  
tggattgctt caactcagga gtttgagacc agcctaggca acacggtgaa accctgtccc 26160  
tacaaaaaca caaagaagga gtctcgcttt gtcgcccagg ctggagtaca gtggtgtgat 26220  
ctcggctcac tgcaacctcc tccatctcct gggttcaagt gattctcctg cctcagcctc 26280  
ccaagtagct gggactacag gcattgcacca gcacacctgg ctaatttttg tatttttagt 26340  
agagatgggg tttcatcatg ttggccaggc tgggtctaaa ctectgacct cagggtgatcc 26400  
acctgcttca gcctcccaaa gtgctggaat tacaggcttg agccaccatg cccagcctct 26460  
acaattaatt aaaaaagaac cataacccca aaacttgtac aaccaccagt ccaagaaacc 26520  
aagtcacaat ttctgcagca atcagcccca aatgcccagg gcttgatcca tcaactcgtag 26580  
cttcctagat ttttgtgccc atcccccaac cttgatttca atttaggacc aaccagagaa 26640  
acccaatggt tggctaaaca atcccacagg atcctacttc tggttagctc cctggcgccc 26700

-continued

---

tcccaacgtc	agcagccttt	ggtcaggaca	tatctgaaga	cttcgTTTT	tttctgctat	26760
aaagctttct	ttcctTTTT	ttttttctcc	tgaggtgaag	tctaactctg	tctcccaggc	26820
tggaatgtag	tggcatgac	tcggtcact	gcaacctccg	cctccctggg	tcaagcgagt	26880
ctcacacctc	agcctcctga	gtagctgaga	ttacaggcat	gcaccaccac	acctggctaa	26940
tttttatggt	gttttttttt	gtttgttttt	ttgtttcttt	ttgtagagac	ggggTTTTc	27000
catgttgccc	aggtggtct	cgaactccta	acctcaaatg	ttctgcccc	cteggcctcc	27060
caaagtgtg	ggataacagg	cgtgagccac	tgccctggc	catggaacct	cactctttaa	27120
agtgtgcagg	gaccccagtc	attccccact	gtgtcgcggt	tcccataaca	gtgcctgtca	27180
ccaagtatgt	tttcaaaata	catttttTga	agagagagag	aaacagaagg	ggaggggTta	27240
ggaagagaaa	gtaggggaag	aggaaagtga	gagagggaga	caggaaggga	gagggaaagg	27300
agacacagag	atgaagacaa	agggaagag	acagaggccg	ggtacagtgg	ctcatgcctg	27360
taatcccagc	actttgggag	gcccaggtgg	cggatcacct	gaggtcagca	gttccagacc	27420
agcctggcca	acatggtgaa	acccccgtct	ctaccaaaaa	tacaaaaatt	atctgggagt	27480
gatggtgtg	gcctgtaatc	ccagctactc	gggaggctga	ggcaagagaa	tcacttgaac	27540
ctgggaggtg	gaggttTgTg	tgagccgaga	tcgcacctt	gaactccatc	ctgggcaaca	27600
gaacgaggct	ctatctcaaa	aaaaaaaaaa	aaaacagaaa	gaaaagaaaa	gaaaaggAAC	27660
agcttccaag	catctttTga	gaagggcttc	actaacatca	aatcctgtct	tcctctcatc	27720
accttctagc	ccagtatttc	cccaacgtga	gaataataag	aatcatctgg	ggagctgtta	27780
aaaccagac	tctgagacca	gacaggggca	tgcttcccag	gtgtgggcat	gatttttccc	27840
tggggtTgta	tttaacaaag	ttcaaaacc	aggaggtaca	atcaaaacct	gagccgtctg	27900
gagactcaag	acttcttagg	gaagacgaaa	aagagaaatt	ccggccaggt	gcagtggctc	27960
tcgcccgtaa	tcccagcact	ttgggagtcc	aaggcaggag	gatcgcgtga	tcccaggagt	28020
tggagaccag	cctggccaac	atgggtgagac	cctcatctct	acaaaaaaaa	aaaaaaaaaa	28080
agagagagag	agagaaagaa	gttcccagag	aaagttccca	gaggaaacag	gagggaaaag	28140
ggcgaggact	gcaccagcc	agctagggta	tgagtgtgaa	ccatagtcta	gggggctggg	28200
tgtgaattcc	cagtcagggg	gctgtgaata	cgtggagaca	ccgatgctgg	ccctgcacct	28260
agcctcctcc	ctggggcaac	tattgactga	agccacctct	cgtgtcccc	ctgttctctg	28320
tctcaacttc	ctcacctgat	gaatgggagg	ggagggtaat	tcccctacgg	tggggctttt	28380
ctcactctgt	tatgtgttct	tacaaaatgt	gctctctgat	atcatctata	tctccctaga	28440
aggaatcatt	agtttatctt	tttttttttt	tgtgggacag	ggtttcactc	tggctgcccc	28500
ggccggagtg	cagtggTgGg	atctcggctc	actgtaacct	ccacctcctg	ggttcaagcg	28560
attctcccac	ctcagtctcc	caaggcctgg	tgccgtggct	tacgcctgta	atcccagcac	28620
tttgggaggc	caaggtgggc	ggatcacttg	gggtcaggag	tttgagacca	gcctggccaa	28680
tatggtgaaa	ctccctcttt	actaataata	caaaaattgg	ccaggcgtgg	tggcgggag	28740
gtgtaatccc	agctactcgg	aaggctgagg	caggagaatt	gcttgaacct	agaaggcgga	28800
ggttgcaagt	agccgagatc	gtgccactgc	actccagcct	ggggacagag	tgaaactgtg	28860
tctcaataaa	taataataat	aataataata	ataatTtagg	ccagggtcag	tggctcacgc	28920
ctgtaaaccc	agcactttgg	gaggccgagg	cgggtggatc	acgaggtcag	gagttcaaga	28980

---

-continued

---

ccagcctggc taacatggtg aaaccccatc tcaactaaat atacaaaaaa attagccggg 29040  
cgtggtggca catgcctgta atcccagcta cttgggaggc tgaagcagga gaatcgcttg 29100  
aacccaggag ggggaggttg cagtgagcca agaccgtgct actgcactcc agcctggcaa 29160  
cagagcaaga ctccgtctca aataataata ataataataa tttaaaaaaa aaataaaaaa 29220  
taagaaataa aagaatgaac cacaatgtcc ctttgttcta caggccactc ttgtgctatc 29280  
cacagttgcc aaaaaccccc acctgccttg tctatggacg cccatcgggt gataccacaa 29340  
acacctttga tcctacagat accagggtaa attcagcatc caagtccttg aattcttccc 29400  
gtgagtataa gctgccctgg ctccagccctc ttctttgcca ggaacccaat ccttcaaact 29460  
tccctcaaag actgggtact tttagcatga ctgctctaga gattctgggt ggggctcaaa 29520  
gtttaacctt cagggtcagc aacattttat ggaaagagcc acagagtaaa tatttgaac 29580  
attctcgtac actgacactc agctggactg gcaaagcaga atatctgtgt gtcagtgtgc 29640  
gttttattca gccgtgtgtt gggtcagggt ctgtggcgcg cccctggcag ctaatgccct 29700  
cctgtgagga acaatacctc accatcaagc acagtcgctc acatattctt gccctggctg 29760  
ctcgtctttt ctttcttttc tttctcttct ttctttcctt tctttctcat tttcgtttct 29820  
ttctttcttt ccttcttttc tttttcttct tgtctctctt tatctatttc tgtttcttct 29880  
tctctctctc acctttcttt ctttcttctc ttctctcttt ctcttctttt ctttctctat 29940  
ctctctttct ttctttcctt ccttctttct ttgtttcctt ctttcttttc ttttctttct 30000  
ttttctttct ttcttttctt tctttctctc tctctcttct cttttcttct tctctctctc 30060  
tctctcttct tctctttctt tctttctgac agggctctgc tgtgtcacc caggctggaat 30120  
gccaagatgc actcataggt cactgcagcc caaataaatt tccccaggct cagggtgatcc 30180  
tcccacctca ccttccaag tagctaggac caacaggtag atgccaccat gcacgtctaa 30240  
tttttatttt tattttttga gactggtctt gctctgtcac ccaggctgga atgcagtggc 30300  
acgatcacag ctccactgag cctcgacaac ccggccccct caagcaatct cccccctcac 30360  
cctcccaagt agctgggacc tcaggcatgt accaccatgc cctgctaatt ttttattggt 30420  
tgtagaggcg gggctcctct atgttgogca ggggtgctt gaacacctgg cctcaagcaa 30480  
tcctcctgcc ttggccaccc aaaatgctgg gatcatgggc gtgagccact gtgcctggtc 30540  
tggctcttct cctttcatcc tcttagtctt tgacctgtcc ctcttctaga gtcctcctc 30600  
ttcatgacct tctccccctt gttggggctc agaaactgat acctctaaat acagcatggt 30660  
aaaggtgctt caagggccgg gtcagtggtc tcatgcctgt aatcccagca ctttgggagg 30720  
ccgaggcagg cagatcactt gaggtcagga gttcaaggcc agaccgacca acatgcaaaa 30780  
ccctgtctct actaaaaata tggaaaaaga aaattagttg ggtgctgtga cacacgctg 30840  
taatcccagc tacttgggag gctgaggcag gagaatctgg gaggcggagg ttgcagtgag 30900  
ccgaggctac accactgcac tccagcctgg gcaacagagc gagactctgt ctcaaaaaat 30960  
aataagaat aaataaatga gctcaaggt ctctgacctc ccccgatcat ctcttccaaa 31020  
gcacaggcct ttatctgtgt aagatccaga cctgccaaga ggaataattg tttttcttct 31080  
tcctccctgt gagacaaaga atgtaaccac acctgaacag atcccacac tgtcaatagg 31140  
aatgatttcc aggaccatt catgctctct agtaatcctt tattgcctc aatggaatc 31200  
ctctagcccc ctcccataat cagtttgcca ggagaacata taagcttctg aacccccctg 31260



---

-continued

---

gggatgggc gatcactggc tctccccatg ctcagggttaa agacatttgt aagccttttc 31320  
tctgctaata ctgcttecta tcagttcttt tcagccaacc ttcagagagc caaaggcagc 31380  
cttcaccttg gcctcaaacac cttccatgcc ttttgcttct cctcctcccc tgcaaagcat 31440  
tccccactec ttgggttccc cactttcaag catccccccc tcctgttat atgtcatcct 31500  
cctcattctc tgcttttata acccttttaa aattatgggc ccagccaggt gcagtgatgc 31560  
atgcctgtaa tcccagctct ttgggaggct gaggcaggca gttcactga gctcaggagt 31620  
cctacacagc tggggcaaca tggtagagacc cccatctcta ccaaattgca aatattagcc 31680  
gggtgtgggt gtgtgagcct gtattcccag ctactcagga ggctgaggta ggagaatggt 31740  
ttgaccccag gagatggaag atgtagttag ccaagatcac gacactgcac tccagcctgg 31800  
gcaacagagc aagatcgagc ctaaaaaaaaa aaaaattagg tggggtgagg tggtcacac 31860  
ctgtaatccc agcactttgg gaggtcgagg caggtggaac acctgaggtc aggagtttga 31920  
gaccagcctg gccaacatgg caaaacccca tctctactaa aaatacaaaa aaattagctg 31980  
agtgtggtgg cgggtgacct taactctggc tacttgggag gctgaggcag gagaatcact 32040  
tcaacctggg agccagaagt tgcagtgatc tgagataatg ccattgcact ccagcctggg 32100  
tgatagagtg agactctatg tcaaaaaaaaa aatacataaa aaaattaaaa attaaaaatc 32160  
aatttaaaaa atgccagcta gtatactttt cctctctccc ttcctttttc tatctctctc 32220  
tctttttttt tttttttttt tttttttttt tttttttgag acagtttcac tcttgctgcc 32280  
caggctggag tgcaatggcg tggggatctt ggctcactgc aacctccacc tccactactc 32340  
aatgatcct tctgccttag cctcctaagt agctgggatt acagatacaa gcaacaaatc 32400  
ctaattcttg tatttttctg agaggcaggg ttttgccatg ttctocaggc tggctcmeta 32460  
gogaatgctg gccaggctca tttttttaat ttgaattgtg ggaaaactga ggctggatcg 32520  
aatggtcctg gacatgcctt ggaacaaaca acatttagct gtgcaaggca cagtgtcagt 32580  
gtctggattt ggggtgcccc agtctcaagt cccaagaaaa agacaaggca gacctgaat 32640  
tttgtgtggc tccaactcag ttttcttcat ctggtgcttc acttgacgtg ccagaccaga 32700  
atcactttga cctaaaaacta gctacgataa ttaacattca gtatgactca ttacctaa 32760  
aattcaaaat gtaaggaact gtcttttagaa cttgttctat ataaacatgt tattaaggct 32820  
tgctgaggct gttctatgca gctctttttt ttttttttct ggagatagga tctcactcta 32880  
tcgccaagc tggagagcag tggcatgatc acagctcact gcagcctcaa cctcctgggc 32940  
tcaagcaatc ctccccctc agcctcccaa agtgcctgga ctacaggcgt gcaccctgc 33000  
acccaactag ttttgatatt tttgtagaga tggagtgtca ctatggtgc caggctggtc 33060  
tccaactcct ggctcaagc aatccaccaa ctcgccctcc caagtgcctg gattacaggc 33120  
ggacgccact gctcccagcc ccagattttt ttctcattta tatttccgca aacctcaaaa 33180  
aaacccccaa aggtccctag gtcagtcact tcccactagt aaataagtca gcatctttgc 33240  
aaagatcaaa ggaaaagcaa ttttcttac cacagagcct cttacaggaa agagagctct 33300  
gattttctat atgttcccc accatgctag gatgttctg tgcctgatg gcattcttac 33360  
taaccattg tccattcct tccagccct ccttctgta acgtaagtgc aggtgggagt 33420  
tggggattgg tccgtaact gggtagag aaaacagatg ggtatgctat tctcagtaag 33480  
ggagctctg tctgggaaa aatgtggcct ctccaaagga accctatccc attgaatcac 33540

-continued

---

cctgattcac	ttttttttt	ttttttttt	ttttttttt	agatggagtc	ttgctctgtt	33600
gcctaggctg	gagtgcaatg	gtgtgatctc	ggctcactgc	aacctctgtc	tcccggttct	33660
agtgattctc	ctgcctcagc	ctcccaagta	gctgggacta	taggcataca	ccaccaagcc	33720
tggctaattt	ttttttttt	ttttttttt	tttgagacgg	agtcttactc	tgtgccaggc	33780
tggagtatag	tggcgtgatc	ccggcccgcct	ggctcactgt	aacctccgcc	tcctggattc	33840
aagtgatttt	cttgccctcag	cctcttgaat	agctgggact	ataggcgccc	accaccacac	33900
ccagctaatt	tttgattttt	tagtagaaac	aggttttcac	catgttggcc	aggatggctc	33960
cgatctcttg	acctcgtgat	ccacacgcct	tggcctccca	aagttctggg	attacagggc	34020
tgagccactg	cgcccggccc	taatttttgt	gtttttagta	gagatggggg	tttgccatgt	34080
tggccaggtc	ggtctggaac	tcctggcctt	aggtgatctg	cccacattgg	tcttccaaag	34140
tggcgagatt	acaggcaaga	gccactgtgc	cctgcctctc	acattttctc	tcttcccaga	34200
tttggttcaa	gaacttaaga	gctaggccat	gtgcgggtggc	tcacgcctgt	aatcctagca	34260
ctttgagagg	ccaaggcagg	cagatcgctt	gaactcaaga	gttccagacc	accctgggca	34320
acatgggtgag	atccctgact	acaaaaatc	gccagggtgtg	gtggcatgtg	tctgtagtcc	34380
ctgctattca	ggaagctgag	gcaggcggat	cgcttcagcc	tgggaggtea	agactgcagt	34440
gagctgagat	ggagacacag	cactccagcc	tgagcgacag	agccagacc	tgctcaaga	34500
aaacaaaaca	aaacgataac	actggagagc	cagagcagga	accagtctcc	tctccaatct	34560
ccaaacctga	gagagacatg	agtcacactg	acggttttgc	ctgcctgcga	tctctctatg	34620
tgtgttgatt	cttgccgaac	aaggcgcttc	gagcatctcc	tctgccccta	cgcccgtgac	34680
cctgtcccctc	ttcttgtctc	cattgcccc	caagcgggta	catttgccta	ccttctcacc	34740
tgggacaccc	tggcgtgga	tctcctcacc	tgacgcgcta	ggtgtgctcc	cagggtctcc	34800
acatccctaa	cccccgcaag	gctggcctct	ttacctgcaa	agccccccgc	cgcgccctcc	34860
tccctctacc	atacccctaat	gccaggctca	cttctctcgg	cctgcctgga	acggggctgc	34920
tcatgcatcc	cccacgcctc	ctgaagcccc	cccggcgcac	tccacgcctc	ctcgcctgac	34980
ccctgtttcc	gctgccggcg	tctccacacc	ccctgacgcc	gccacgcctc	ggaccgaggt	35040
ctctagagct	gcgcgcggcg	tgacagctcc	ttaggagttt	ccgtgcgcca	cgaggcgctg	35100
gcgcgcgtct	cccggcccat	ccaccccggg	cccggcgaca	cctttctttg	ccacctggaa	35160
ccaacatctt	ggttcccttt	tgagggatca	gaacttgttt	aattggaata	cgcaaaaatt	35220
ctgaattttt	ctgccgtctc	tattccaact	tcagagtctt	gccgtccagc	cctgcgacaa	35280
tcttccggtg	ccaacgcggc	aggtcagtat	gtatccccca	cgatgcccc	cgggccacgg	35340
gcccctagtt	aacaggtttc	cctttcgccc	gctgcctgga	agtatcgcca	cctcgcccc	35400
cccaaccccc	caccagacag	ctctgcagcc	acagcccctc	atccaaccag	gaagtccagg	35460
gcccctctgg	cccctagac	ctcgggaaac	cacggcgta	gagcaccat	taagaggggt	35520
ccaggccggg	cgcggtggtt	cgcatcaggg	cgcccattaa	gaggggtcca	ggctggggac	35580
ggtggttccc	atcagggcgc	ccattaagag	gggtccaggc	cgggcgcggt	ggttcgcatc	35640
agggcgccca	ttaagagggg	tccaggctgg	gcacgggtgt	tcccatcagg	gcgcccatta	35700
agaggggtcc	aggctgggca	cggtggttcc	catcagggca	cccattaaga	gggttccagg	35760
ccgggcgcgg	tcgttcgcat	tagagcacc	attaagaggg	gtccaggctg	ggcacgggtg	35820

-continued

---

ttcccateag ggcgccatt aagaggggtc caggccgggc gcggtggttc gcatcagggc	35880
gccattaag aggggtccag gctgggcacg gtggttccca tcagggcgcc cattaagagg	35940
ggtccaggct gggcaecggtg gttcccatca gggcacccat taagaggggt ccaggccggg	36000
cgcggtcggt cgcattagag caccattaa gaggggtcca ggctgggcac ggtggttccc	36060
atcagggcgc ccattaagag ggttccaggc tgggcacggt ggttcgcatc agagcaccgc	36120
ttaagagggg tccaggctgg gcacggtagt tcgcatcgga gcaccagtta agagggatgc	36180
aggccgggca cgggtggtct aatccgagca ctttgggagg atcaccggag gtgaggagt	36240
cgagaacagc ctggccaacg tggtgaacc cegtctttac ggaaaaaac aaaatttatc	36300
agggcggtgt ggcgggcgcc tghtaatcca gctattcggg aggctgagggt gggagaatcg	36360
gttgaacgag ggagggcgag gttgcagtga gccagtgagc cgagattgtg ccgctgcact	36420
tccagcctgg gcggcagagt gggactccgt cttggggaaa aaaagggtag tccaggccgg	36480
gcgtggtggc tcaggcctgc aattccagca ctggaggagg ccgcggcagg aggatcgctt	36540
gagaccagga gttaagagac ctgcctgggc aatatagtga gaccctgtg tttgtttgtt	36600
tgttgagacc cttgtgttaa agcaactaa atatggcctg agaaggactc cgtaattcta	36660
tatttgagtc cttgtggatg aactgcaacc taacttaata ggtacaaaag attgaaaacc	36720
taagttaggc cctgcgtggt ggctcacgcc tgtaatccca gcaacttggg aggccgaggc	36780
gcgcgaatca cctgaggtcg ggactttgag actagcctga ccaacatgga gaaacccctg	36840
ctcttctaaa aatacgaat tagccagacg tgggtactca tgctgtaat cccagctact	36900
cgggagggcg aggggggagg atagcttga cccggaaggc ggaggttga atgagccgag	36960
attgcgcat tgcacactct agcctggtca acaagagcgg gaaactccat atcaaaaaa	37020
aaaaaaagga agcctaactt acgttttatg cgcctgtaac cgccactgag tgttgccaa	37080
tcccagcagc ccagcagctg tacttcatcc actcacaggc tgctgagcat tcaactgtg	37140
ttcaataag gcaaacgctg agcggtaacc aatccagctc tttctgtacc tcaactccga	37200
tttctgtatg tcaacttctt tttctgtcc ataaattgt tctgaccacg aggcaccctt	37260
ggagtccgtc tgaatctgcc gtgactttcg gagctgcccg atttgcaaga ggttcattgt	37320
tcagttgaac tcctttacat ttatatttt tatgtattt atttattta ttttatgtat	37380
tttatttat tttatgtatt ttgtatttt atttatttt atttattta ttttatttt	37440
gtttcatttt ttttttatt ttatttatt tttatttca ttttttgag acggagtctc	37500
gctctgtggc ccaggcggga gtgcaatggc accatctctg cgcactgcaa cctccgcctc	37560
ctaattcaag tgattctccc gctcagcct tacgagtagc tggattaca ggtgcccacc	37620
accacacctg gttaattttt tctgtttta gtagagatgg ggattcacca cgttgccccg	37680
gctggtcttg aactcctgac ctcaagtgat ctgcccacct cagcctccca aagtgctggg	37740
attacaggtg tgagccactg tacctggccc cetttaaatt taattcggct gaagttttc	37800
ttttaacaga tgggtgcaga agcggagtcc agagtagagc ttctaggaac cttcgggagt	37860
gctgagtga cagcaaggt gctcgcgaa cccactgtg tccattgacc tctccgagt	37920
gccgggatc gtgggtaagt tccctctcgg atttcagagc tccacagatt tgtgtttga	37980
gctctccgag tttcattgag caaatatctg atccaaactg ggtttgaag ctgtgacaga	38040
aactggactg gttctgggaa tggatctgat gtgtaatta gctggcttg acccagttag	38100

---

-continued

---

aggcctctta catgtgactg ggtcagaaaag aaactggtag caaatggtaa tattgcagga 38160  
ggtgtaaaat ttggctttta aaaattaaca gggatgtttg tgttctaccc ctttgtttca 38220  
ttttctctgt gcacttaggt attaaaaaaa aaattactgg gtaagttaat caaggaacc 38280  
tgagagtaat gaatgccaat attttaggta aaaatgggat cttttttttt ttttttttga 38340  
gatgaagtct cgtttggctg cccaggctag agtgcaaggc cgcgatctcg gctcactgca 38400  
agctccacct cccaggttca cgcacttcta ctgcctcagc ctccccagta gctgggacta 38460  
caggcgcocg ccaccacgce cggctaattt tttttttttg tattttcagt agagacgggg 38520  
tttactgtg atggccagga tggctctgat ctccctgacct cgtgatctgc ccgcctcggc 38580  
ctcccaaagt gctgggatta caggcatgag ccaccacgce ctgccccaaa tgggatcctt 38640  
aaattctgaa aaactgagtt ccttctggct tatacattag gcacgggaag gagcaaagac 38700  
ttacagaaat ggcaaaatct gcctgagcgt ggtggctcac gcctgtaatc ccagcacttt 38760  
gggaggctaa ggtgggtgga tcacctgagc tcaggagttc gaaaccagcc tggccaacat 38820  
ggtgaaacc atctctacta aaaagacaaa aattagtggg gcgtggtagc ttgtgcctgt 38880  
agtccagct acttatgagg ctgaggcacg agaattgctt gaaccagga ggccgagttt 38940  
gcagtgagtg gagattgcac cactgtactc caacctgggt gacagagcga gactctgtct 39000  
caaaaaataa aaatggctgg gcgcagtggc tcacgcctat aatcccagca ctttagaagg 39060  
ccaaggcagg tggatcacct gaggtcggga gtttgagacc agcctggcca acatggtgaa 39120  
actctgtctc tactaaaaat acaaaaaaatt agccaggtgt ggtggcatgc acctgtaatc 39180  
ccagctactt gggaggctga ggcgggagaa tcttgaacct aggaggctga ggttgcagtg 39240  
agccaagggt gctccattgc actccagcct gggcaacagg agcgaaacac tgtctcgaaa 39300  
ataataaat aataataata aaattaataa attaaaaatga gggctcccga aagttaaatc 39360  
tgctaactct tcagcttctg tactatctct atccaaagga agcagactgc agcaccagtt 39420  
ggctgacttt ggataagtaa tggggtccat tttacctgag taaagtatgg gatggggctca 39480  
gaggccctcc cctcagtaaa gtcccccttg gttaaaaatg gggtaaagat gacagggccc 39540  
agctggggtc aagtttgagc cttgcgagtt cagtattggg tgctaagcac agtggccagt 39600  
gtctgtgttt tgtcacgtat tttgctttgg cgcctgatg aaaaaatgtt aattggctta 39660  
ccccacgcaa ccccttcggc cacacttgca aaactaagag gcttttgctt aaggttccat 39720  
aaaaacagaaa aagaatttcc tttgtgatgc cgcaggcttg gccctcagga ctatagtgtg 39780  
gcaagcagag tcactaggac cacctgggca aagggaacct agaagcctgg catgctggca 39840  
aaaggtaaag tatttcttac caattagact gtggcccctc tgtgcaaaact ggttagatga 39900  
acggtaaaaa tcactgttta tctcctctgt aatgctttga ttaatacaaa aaagaattct 39960  
gaggttggtc ttaggaagct gtaataaatc tggtatgctt tgtgtcttcc tgtattctgt 40020  
cacgaagagg ggtacctctg gatgaaatgc gtgccaggg ccgcataagc ccgctgttca 40080  
agacggccca gcaaaactgg caatcatgct cttggaagct taacctccta ataccatgtg 40140  
gccctgcttt ctcttttccac aacggcaggc caggttcagg gttccattcc cggcttactc 40200  
agcagtagt ttctgggtgc acctttacca tgtgttgatt ctctccctc tgtttcttat 40260  
agaacacaga aatattagct gtttgcccta gcccaaggtg ggtaataaaa gatttaaaag 40320  
gactttttaa aacaagcgtc atagttaaaa ctcaggtaga ttaaaagtgg atatttggcc 40380

-continued

---

aggcatcgtg gctcatgctt gtaatcccag tacttgggga ggctgaggca ggtggatcac	40440
ttgaggtcag gaattcaaga caagcctggg caacatggca taactctatc tctactaaaa	40500
aaaaaaaaatt agctgggcat gttggtgcac gcctgtaatc ccagctattc aggaaggcgg	40560
gaaaattgct tgaacccggc aggcggagct tgcagtgagc caagatttca ccaactgcgct	40620
ccggcctggg tgacagagcg agactccgtc tcaaaaaata aaaataaaat aaaaataaaa	40680
taaaataaaa taaataaaat aaaagtgtag tgctcgcttc agcagcacat atactaaaat	40740
tggaatgcta cagagaagat tagcatggcc cctgcacaag gatgacatgc aaattcatga	40800
agcgttccat attttgtgca tcctggcaag atcattttctg tatctgctaa ctagcactaa	40860
agaaatagtg tgaatctaag caaaaatgag tggcaccocaa aaacaaaatt gtggttttca	40920
ttaaaaata taaatattta tataataaaa tatatatgat atataaaaa taaaatatgt	40980
ataataaaat atacataata tatataaaat aaaaagtat ataaaaata tatatgtgtg	41040
tgtatattca aattcttttt tttttttttg agacggagtt tcaactctgt caccagget	41100
ggagtccaat ggcacgatct cggttaccg caacctccac ctctggggt caagtgactc	41160
tcctgcctca gcctcccag tagttgggat tacaggcacc tgccaccacg cccagctaat	41220
ttttgatcc ttagtagaga cagggtctcg ccatgtaggc caggctggtc tgaactctg	41280
accttgggtg atccaccgc ctcggcctcc caaagtgtg ggattacagg tatgagccac	41340
cgtgcccgcc aatgtatata ttcaaattct aacagcctgg gactccttg gaaaaacagg	41400
aggcaccaga gacgccattt tggaaaaaaa cctgttttcc tcatggaacc acaggaattg	41460
gaaatggata gattcccctt cagaaatcta aggcctctgtt ctttttggga ttcaggatct	41520
ggtataaaaa tgggaccctt aatttttggga gacctgtgtt gctttctgct gtgccactt	41580
attatattgg gcctagaaa ctgcatgctt tcctggctct ttttgtccaa ggactccacc	41640
ctaaagccag taatctcaaa taaataaata aacacctaaa tcaaatattt tgaagaaca	41700
ataaaaaact atgcctttta gttcacataa ctttagtaat ctttgggaaa taaaaagttt	41760
taaagattat tgggaaaaat gaagacattt agtctaattt aggcaggta gatattaggt	41820
ttgttcgatg ctttaaggtc atcaactgct tcttaggctt ttgaaaattg ttcagtttac	41880
ctacttggga gcattagatt ctagataagg cctgggaaca tgtggaatta gccatgcact	41940
ctatctatgc aaagggtata aagaaaagag attttttttt taattaacaa aaaccacagg	42000
tggttgtgct ccgcctaccc agcacagcag gtgagatggt gcacctcag tggactgaag	42060
aggccatggg atccccctc agccggatag cacgctggcc ttcacctca ttgtgccatg	42120
gcagctttcg tgtgagccac tgactcgtgt acatgttaga ctcttgggtc tataagaaa	42180
catcttgat ggtaaattgt tgttctaaag taaaataact ggtttgttca aaaaggggat	42240
gctaaggaga agtcagaaag tcaaacatg ttgtagatgg tctgggaaaag tcgtgaaagg	42300
gttcgtgaaa ggaaatttaa gccacaaaa gtaaaagttg ctagttagca ttataacata	42360
tgattgaaac tactgaaaa atagttttac atggaaagtg tgtgagaaga gtgaaacatg	42420
tttttggtaa aatattttta aaagccagga gaatgtcaaa tttcacctag ttgagaggtt	42480
tatgtgattt ttaaattaga taagaataag ctcacggttt gaacaagttg tggaaagttt	42540
gtaaaaacta atcttgcaaa aaaaattctg tgtgcaaca cgttgactaa atttaagggt	42600
gtattttcca gttttccata aattaaacat tgaaatgaaa ggacaaaacag ggtttctttt	42660

---

-continued

---

tttgtttttt tgttgcccag gctatgggca actatgtagc taggeatggt ggtgcatgcc 42720  
tgtaatccca gctactcagg aagctgaggc aggaaaattg cttgaaccca agaggcagag 42780  
gttgacagta gcccaagatcg caccactgca ttccagcctg ggtgacagag caagacccta 42840  
tctcgaaaaa aaagaaaaaa gaaaagcaat agctccctgg gtgtcaggta tcagtgagaa 42900  
tgggaagtca ggtcttctct gactcctagg acattcctct ctctgtcttt gggggttgaa 42960  
ttccttgta gaactccatc ttgttaaagg ggcctcgac ctgcccttgc cttctgcagc 43020  
agccctcctt aatcctctcc aaacttccat ctccagacca ccgattctc ctcatgagtg 43080  
ccctgggtgg acattggtga aaggctcactg ccttcaggac acaccatagg tacagtcacc 43140  
gaggtaaccc agttcaaaga agagcaggat gttcagtatt tacaaggga tctagcaatt 43200  
ggtccaaacc agtcagtgtc ggcattgcacc gttcatcgtg ccatcagtgg caagatggag 43260  
atctggcaat gcattggctca cagtaagata cacgccctgt gccattccac cctatcatta 43320  
gaaaaggagt cttctttttc tttctttctt tctttttttt ttttttttgg agacagggtc 43380  
tcaactctgt gccaggttg tagtgtaatg gtgcaatctt ggctcactgc agcctctgcc 43440  
tcctggggtc aagtgatcct ctcacctcag cctcctgagt ggctgagatc acagatgccca 43500  
gccaccacgc ctggctaata tttttgtttg tttgtgttat gttttttgag actgagtctt 43560  
gctctgttgc acaggctgga gtgcaatggc gcaatctcgg ctcaactgcaa cctccactc 43620  
cctggtacaa gcaattctcc tgtctcagcc tctcaagtag ctgggattac aggcgcctgc 43680  
cactacgccc gcctaatttt tgtattttta gtagagacga ggttttgcca tgttgccag 43740  
gaatggccag acctcaaatg atctgcccgc ctaggcttcc caaagcctg ggattacagg 43800  
tgtgagccac tgcaccacgc caatttttgt attttttttt tttttttttt ttgtagagac 43860  
agggttttgc cgtgttgccc aggctgatct cgaactcctg acctcagggtg atcaccttcc 43920  
ttggcctccc aaagtgttgg gattacagggt gggagccacc atgtccagcc gctttttctt 43980  
tttaaaaaaa attttttttg acataacaga caacaccact ctcttttatt tttttataga 44040  
gacggggtct cattatgttg accagctcgg tcttttttaa ttttattttt ttgagatgga 44100  
gtctcactct gttgcccagg ctggagtgtg gtggcgggat cttggctcac tgcaactct 44160  
gtaccccaga ttcaagttag tctcctgcct caggcttcca agtagctggg attacaggct 44220  
catgccacat cgtggcttaa tttttttttt ttgtatgttt ttaaatttta tcttttaagt 44280  
agagacaggg tttcccatg ttggccaggc tggctcctgaa ctctgactt caggatgatcc 44340  
accctcctca acctcccaaa gtgctgggat tacaggcatg agccaccata cccagccttc 44400  
ctgctatttt tgaactacct gtaccaggct ggtttctctg ggtgagggga gtggtcaggc 44460  
agaggcaggc cccgtcatgg taagcagcta ggagactgct agagattgac agggcactca 44520  
tgagtgcctt ggggtggacac tggtgaaagg tcactgcctt caggacacac cataggtaca 44580  
gtcaccaagg taaccagtt caaagtagag caggatgttg ggtatttaca aaggagatct 44640  
agcaattggt ccaaaccagt cagtgtggc atgtaccgtt catcgtgcca tcagtggcaa 44700  
gatggagatc tggcaatgca tgggctcaca gtaagataca cgccctgtgc cattccgtag 44760  
acgtagatca agcattatt actgcagaaa tctccgtgga cgtagagcaa gcaattatta 44820  
ctgcagaaat tgcaggagca ggttctgcag catgtccat ccaagaagc ttccttgca 44880  
agttggaac cttgagggtc tcaataccac acagagtgg tctaggtgat ggctgacct 44940

---

-continued

---

ccaggcataa taatttgggg aacaattcca ggatggaggt tatgttgcta gacttgtttg 45000  
tccgggaaag tggtagacag gaagttcctg tctgcacacg tctcctggct ccagcccttt 45060  
cccctgtcca tctgtectac agactccgcc tcaggcatgt tgtcttgag gacgtgcaga 45120  
aaggcagcca tgcactttct aggtttogat gccgtcttag agtcactggt caccaggtct 45180  
gggtcaaacg ggagtctctg gctgtcaaga ctggactggg aggaatcaca tcgcttcttc 45240  
accatcagct ttatctgctt tgccttttcc gacttcagct ttctctgcag ggggtatcag 45300  
tggggttgac aaagattgac atctttttgt taccctcacc cctaactctg ccaactgacat 45360  
tcttcagtgc ctaggcagat ctggcattct ccacaaagat gtgggcctgc attttctcat 45420  
agcgaactg aatcaggagg aaggggcatt gcattgactc tgaatcaaat tcagcagcca 45480  
cttctcattt tatgcagatc ttgaactagc agctccctaa ggtccgatct ggcctgtttc 45540  
cctctgttct tttctctgga ggtttttggc gctttctctg tgtaaacatg ggtttggtct 45600  
tgtttatggc aagtgcctct ccatggctgg gtgcggtggc tcacgcctgt aatcgcagca 45660  
ctttgggagg ccaaggctgg cgaatcacca gaggtcagtt cgagaccagc ctagccaaca 45720  
tggcgaaacc ccgtctctac taaaaatata aaaaaattag ccagggtatg tggcgggagc 45780  
ctgtggctcc agctactcag gaggtcaggg caggagaatc gcttgaaccc gggaggcggg 45840  
ggttgcagtg agctgaaatt gtgccattgc actccagctt gggtagcaga gtgagactct 45900  
gttaaaaaa aaaaaagta agtaataaaa taaatgtga tattatgtag ccatgttatg 45960  
tagttttgca tagcctttct ctgtcttata gctatgaaag acaatttcca aaacatagcc 46020  
tagaatggag aattgaagat aaagtgagaa ctggtgggca tagtaacctc aaaagggatc 46080  
ccctctggtg tggaaagatt gttccaacgc aaaagggact gagatccaga gatggcagtt 46140  
gtttgagatc tggaaatctc agaagaggta gatcagactt gctcaggaaa taatgggtcc 46200  
taccatcaca gcgggtacgg atggggctac aagatgagag aggctggata ggagagtatt 46260  
taaggaaaaa aaaaagacag aaaaggacca aaggacagtc tgtgagacc cagagaatgc 46320  
attaaacctg aagaatttct gaacaatgac gtctgatatt caggcttccg ttgtttcttt 46380  
ttgtgctgta atcttccgtg tttctctgac acatagctca gtaaagctct attcaccagt 46440  
taacctagag tctgtcttga gataagcagg gagggctgtg acggctgcac aaggcgggag 46500  
tggttgtgag acctgaaaag gaacttgtaa gagctggcag atcttaacca ggagagggag 46560  
cccctttcca cagcctagaa gcttctgaag tcatttaaat ggaactgaat tatatgaagt 46620  
caaatgtcag ttggggaaaa agtcaaacct tattatttat ttatttattt gtaattgtgc 46680  
gtatacatat atatataat atatataat atatataat atatataat aatttttttt 46740  
aaattatgat ctccgtgata gtaccaaact aaactttttt tggagacaga gtcttgcctc 46800  
gtcaccagc ctggagtgca gtggcgtgat ctccgctcac tgcaacctcc gcctcccagg 46860  
ttcaagcaat tctcctgctc cagcctcctg aagagctggg attacaggcg cgtgccacca 46920  
tgcccggtc atttttgtat ttttagtaga gatagggttt caccatggtg gccaggctgg 46980  
tcttgaactc ctgacctcag gtgatccacc cgccttgccc tcctaaagtg ttggaattac 47040  
tggcatgagc gaccacgctg gcccaaaccc tgctttttac tggagagacg aggtagccct 47100  
aagttaaaaa aaaaaaaaaa aagaccctgt ttcacttctt ttggatatac ccggggtgac 47160  
attgctagat cattctgcaa ttcctccttt tttttttttt tttttttgct gggggtggga 47220

---

-continued

---

tagagtctca ctcccaggct ggagtgcaat ggtgtgatct tggctcactg caacctccgc 47280  
ctcctgggct caaacgactc tctgcagtg aggagctggg attacagtg cctgccacca 47340  
caacctgcta attttttttt tttttttgt atttttagta cagacggggt ttcactatgt 47400  
tggccaggct ggtcttgaac tctgacccc gtgatccgcc cgccacagcc tctcaaagtg 47460  
ctgggatgac aggcatgagc ctccgcgccc agtagatcat tctgtaattc tgtgtttaac 47520  
tttttcccc ctaaaactta ctgaagtgat atttaacttt ctgaggaatc accaaatcaa 47580  
aggtgacttt tgagacaaat acaggaagtg gaggtggttt tcctcatgta gatgaagaca 47640  
ttctaaaccc agaactgaaa acacacatgg aatcctttta agtatcagga tgccttggtg 47700  
gacaaaatgg atacatccaa cttctcaagg agcttaatat tcagtattaa agctgaggtg 47760  
agctcaggtg attcacgct gtaatcccaa cttttggga ggccaaggca ggcggatcac 47820  
ttgagcccag gagtttaaga ccagcctggg caacatagtg agacccctcc cccctgcccc 47880  
cgtctctaca aaaaaataaa aaattacaga cgcaggtgt agtcccagct acttggcagt 47940  
caaaggtaga aggactgttt gaaccagga gtgggtttaa gctgcagtga gccttgattg 48000  
taccagtaaa ctttagcttg ggaggcagtt gagaccctgt ctcaaaaaa aaaagaaag 48060  
aagaatttct ctctcccaac ttccttgggt ttctctcgc ccccggcta aaaagtatt 48120  
ggggaccttt taaaaactt cctgctctcc acagaatggg attacagccc cgagatgatc 48180  
cataaaagat tttcaggaag aatgaagagt ttagggagtg aaggttctaa aacagtaaat 48240  
agagtgtcac aaagaaatcc attcatctct ttgaaggctg ggtatttggg aaaagagaga 48300  
aagaaagctt cattcagaga gcgctcgcct gtatttaggg gtgtttggag ggggcggggt 48360  
gactatagaa ttagggtaaa gttcagtgtc ttgcaaatca gccctgaaat agccctgatc 48420  
cctgcaggcc tgtctggttt cccaaacct ccactagctt tcaaatttgc attaaaaagc 48480  
ttttggcttg ttcatctgt tctttcttc ttttcttct tttatttatt ttttttttt 48540  
gagacggagt ctggcactgt caccagact ggagtgcaat ggcgcatct ccgctcactg 48600  
cagctctac ctcccgggt caagcaatc tctgctca gcctcccag tagctgggat 48660  
tacaggcgc caccgccaca cctggcttat ttttttaatt ttaatagag atggggttc 48720  
tccatgttg ccaagctgt ctcaaaactc tgacctgtg atccacctgc ctacagctcc 48780  
caaagtgtg ggattacagg cgtgagccac tgcgccaggc cctcattctg ttacttctt 48840  
ctttctttt tcattaattt aagtcttggg atacacatgc gggatgtgca ggtttgctac 48900  
ataggtaaat gcgtgcctg gtggtttgct gaacctattg acctaggat taagcctcac 48960  
agccattagc ttttctct gatgccctc tgcctctgc ccattctttg ttatttcttc 49020  
atattccaat taatgttcat tttgaggacc tggctctggc caggcaagg tccagtctgg 49080  
agtcaaacg aggaagat tacctttcac aaacacttag accacgttg gaggggagaa 49140  
tgattgtcct ccacatcgt atgggtgtgt tataaacccc aggaaggtaa atactaagca 49200  
aaggcgtgca cagataatta ttgcaactga tgattccag tcaattgtac tgtactgtga 49260  
gtaggttat aggctgccc gacaggggcc atcacctggg tacgaggggt ctggcttct 49320  
cttgaagac tgactttaa attgtgagtt gaatagatgc aaggatattg gccagtgga 49380  
ggaacttga ggggagggg cagggtatcc tggttgggag gaaattacat acagaaattg 49440  
gggagtggg acaacattga ctctccagc aattgtctgg gtgtggtaac tcaggactgt 49500



---

-continued

---

aatcccagca ctttgggagg ctgagatggg aggatgtgctt gagcttggga gttccagatc 49560  
agcctaggta acacgaggag atctaaaatt gaaaaaaaaac gtagctgggt gtggtggctc 49620  
attcctataa tcccaacaac tttgactcag gaggtgaag tgggaggatc ccttaaggte 49680  
aggaggttga ggctgaagtg agctagcact ttgggaggcc gaggtatgtg gattacttga 49740  
ggccaggagt tccgagaccag gctggctaac atggtgaaac cccatctcta ctaaaaataa 49800  
aaaaattagc caggcatggt ggtgcgcgcc tgtaatccca gtgactcggg aggctgaggc 49860  
aggatgaatca cttgaccocct ggaggcagag gctgcagtga gccaaagatca taccactgca 49920  
ctctagcctg gacaaccaga gtgaaactct gtctcaaaaa aacaataata attttaaaaa 49980  
aattttttaa ataaaaaat taacaaatga cccgcacatc tggggtgaag taagacgagg 50040  
ctggcagcat agctctgtca cctgtgggta ggattaatta agctcagctt taaaggctgg 50100  
atcttggcct cctgggtttt aattttgact tctccacttc tcagccatgt tttgtttgt 50160  
tttgtttgct tgaggaggga caaatcaggc cagcattgag cctctttccc cegtgtgtca 50220  
actgagattg ataattacaa gattaaatga tgcttgtctg tgattttagc atctgttcag 50280  
cccatcattc atttcaagag tattgactgg gcttcagggt aggttccatg ttagtactgg 50340  
ggacgcccgtg ggtgggaggg agactgggtc tccaccctcc tagagttata gtctaggcct 50400  
gcggttaagc agatttttgt gcaggaatca aaccactac actacctgtc agaaatcaag 50460  
ccctgttcca ggcactggga aactcagaat ttaaagggga tgtaccagggt ctctgtcctt 50520  
goggagcatt atcgatcagt agaagagaga aaataaacia gcaaacacct gagacaattg 50580  
taatagcaat aatgtgatat caataaaatg aaacagagca acagaaatag ggtagatggg 50640  
ccgggcgcgg tggctcacc cgtgaatccc agcactttgg gaggccgagg tgggcggatc 50700  
acgaggtcag gagatcgaga ccatcctggc taacacgggtg aaaccccgtc tctactaaaa 50760  
atacaaaaca ttagccgggc gtggtggcgg gcgcccgtag tcccagctac tcgggaggct 50820  
gaggcaggag aatggcgtga agccgggagg cggagcctgc agtgagccga gatggcgcca 50880  
ctgcactcaa gcctgggcaa cagagtgaga ctgtctcaac aaaaaaagaa aagaaaagaa 50940  
acagagtaga tggctctaga aatgacaagg aatcccaatg agaggttcta cctgggacaa 51000  
aatagaaaaa tgggaaatca taataagctc tgggaattggg gcagtgggat tgtttatttc 51060  
ctagttgtgg caaatctaata gtaaaatag gacattaaag aaaactgggt ggagaacata 51120  
gagaactttc tgtacttttt gcaacttttc tgtaagtcta aatttattcg aaggccgggc 51180  
gcagaggctc ctgcctgtaa tcccaaaaac ttaggaggct gaagcaggta gatcacttga 51240  
gcttggtagt ttgagaccag cctgggcaaa aaagtgagac ttcactcca ttaaaaattt 51300  
aaaaaattag ctggccttgc tggtagcac ctgcaccaga ctggttagcc tgggcagcat 51360  
agtgagaccc cgtttctata aataagataa aaatcagctg ggtgccaggc gtgatggctc 51420  
atgcctgtaa tcccagtgct tcgggaggcc gagggggcg gatcacctga ggtcgagagt 51480  
ttgagaccag cctgaccaac atggagaaac cccgtctcta ctaaaagtac aaaaattagc 51540  
tgggcgtggt ggcacgcgcc tgtaattcca ggtactaggg aggctgaggc aggagaatca 51600  
cttgaacctg ggaggcggag gttgcagtga gctgagatca ctccactgcc ccccagcatg 51660  
gtacagagc aagactccgt agcgggatat tgcatgcatg taatccagc tactctggag 51720  
actgaggcag gagaatcatt tgaacctggg gggcggagggt cacagtgagc caagatcatg 51780

---

-continued

---

ctattccagc ctgggtgaca gagtgagact acctctcaaa aaaaaaaaaa agaaaaagaa 51840  
aaagaaaaag aatgcatatt acagaagcta ggaaaatcaa attcaggag gaggtggag 51900  
ggcaaaagagt ggggtgagcc agactttaat ccattctcca tctgtgggtt ggtccctagg 51960  
gtataaaaga gctccagggc cctgcctctg cctttcatcc tcaggatggg aagtcctcac 52020  
agagttcagt aagttatggc ttcccatggt gtttctgcac ttccccggg gtcatatgag 52080  
cctcacattt aggttgaag actcccccta aaatctccaa cactgagtc tctctattt 52140  
tagtcatgac tccgacaact tgattctctg ccctaatac tcttttttt tttttgagac 52200  
ggagtttcaac tcttgttggc caggctgcag tgcagtggg tgatcttggc tcaactgcaac 52260  
ctctgcctcc eggattcaag caattctcct gcctcagcct cccgagtagc tgggattaca 52320  
ggcatgcaac accatgcca gttgattgtt tttgtattt tagtagagg ggggtttcac 52380  
catgttggcc aggtctcaga ctccaagcct cgagtcaccc gccctctca gcctcccaaa 52440  
gtgctgggtt tacagggtg agccaccatt cctggaccgc attattgatt ttttaaaatt 52500  
tttgatttt gttcaattag tgattgagtc tcaactgtgt gccagatgg gcttgtctcc 52560  
caggctggag tgcagtggg agatcgtgac tcacagtagc ctcaacctcc ctcaacctcc 52620  
cgtcccggt agttgggatg gcaggcatac aggaccatgc ttagctaatt ttttttttt 52680  
ttttagggg tgggtctctc caccattgtc taggctggc atcaaacctc gggcacaac 52740  
atcctctcac cccggcctct gagccactgc acccagtagg ttttaggtc attttattt 52800  
ttatttaggt gtcacaaaag gcagctttt cctttctctt attttttaa gagacagggt 52860  
ctcactctgt tgcccagggt ggagtgcagt gccagatct tggctctctg caacctctgc 52920  
cttcagact caagtgatcc acctctgtct ccagagtagc tgggactata ggtgtgcaca 52980  
aacacaccca gctgagttt aaatctttt tagagaagg ggcctcagta tgtttccag 53040  
gctggtttt aagtcctgtg ctcaagcaat ccttctgcct tggcttcca aactgctagg 53100  
attacagggt agccaccaca ccgggcctgt ccacgtaatt taaaagggtc tggacgtgtg 53160  
cgggtggctc cgtctgtaat cccagcactt tgggaggctg aggtgggagg atcacagggt 53220  
caggagtctg agaccagcct ggccaatat gtgaaacct gtcttacta aaaatacaaa 53280  
aattagccag gtgtggtggc aggcgcctgt aatcccagct tctcaggagg ctgaggcagg 53340  
agaattgctt gaaccagga ggcggaggct gcagtgagct gatgatcgt ccatggcact 53400  
ccagcctggg caacagagca agactaagaa aaaaaagaa agaaaaagaa aaagaaaaca 53460  
aagtaatgta aaagggtgta ttccagctgg ggaccccaa agtgctggga ttacaggcat 53520  
gagccccagg gcaggcctag gatttgcatt acaaggctct gcattgttcc tgagaactgg 53580  
agagagtgt caatctacct ttcgtattg agcaacattc agaagtcagt tttaaatctc 53640  
ttatctctg catagaggat gtcctgcag tttccaggta ctggacaata cagggagggt 53700  
acttctcagt ctgtggcact cagccttgag ggcactttct ggtgccagaa tgaaagtgtc 53760  
gtcatagctg aggtccaatg actgaggcga gcaccgaaga aacaccatgg gggggagggg 53820  
gggcgggggg ctccaggagc cactgcaggt aaaagctaaa ccgtggtgct tgttctgcgc 53880  
cataaactgg acttcagccc agctttaagg aaatgaccac ggtctctggg ttgtgaggct 53940  
gggttccgta gcagctataa tgcttgatt caggatagc ctgggtcaca ccattgccag 54000  
agaagaggca accaatccag accccaaaag cgggttcttg gatctctgc tggaaagaat 54060

-continued

---

ttcgaggcaa	gtcacaacac	agcgaaagaa	gcaagctgag	gcctgggctc	aatcctcctg	54120
cttcgtcctc	ccaaagtgct	gggattacac	gcatgatccc	ctgtgccctg	ccaatatttg	54180
gtaattataa	ctgggtgca	gcttacaatg	tggtatttc	cagaccataa	gtaccaactc	54240
tataggtgoc	ttgtgagtg	gtgccttgct	acttcaagca	gttactttcg	tgtgttatta	54300
aaccagaggc	ctgctaagcc	tctgtgocct	gtaaagatta	caatttgga	tgtcagcccc	54360
cagctgtcct	gtgtgattgg	caggtaggt	ccttggtgaa	ccagaagcaa	ctggccagtc	54420
gtacagatgc	aactttcgga	ccagtagaaa	atttctatgt	caacctggag	acatagggat	54480
tgtaccttcc	tgatacctc	ttagtaata	aatagtattt	atttataaat	tatgtataat	54540
agtatttata	tgaatatata	ccaagcagcc	caagtgtggt	ccagacataa	catttttatt	54600
tacatttaaa	tatcactaag	attagagata	cacatctaac	tcaggtttcc	aactagtctt	54660
accattgaaa	gaactattgt	ggcaggacgc	agtggcgcac	gcctattatc	ctagcacttt	54720
gggaggccga	ggaggggcga	tcacaaggcc	aggagtccga	gaccagcctg	gccagcatgg	54780
tgaaacccca	tctctactaa	aaatacaaaa	aaattagctg	ggcatgatgg	cacaggcttg	54840
cagtcccagc	tactcggtag	gctgagggcag	gagaactgct	tgaacccggc	agacggaggt	54900
tgcaatgagc	cgagatcgcg	ccaccgaact	ccagtctggg	caacagagca	agacgcttgt	54960
cttaaaaaag	agagagaaag	aactacttgt	tctctgtaag	ccatgctggt	ttagccaaaa	55020
tgctgcagtt	gtgtatggcc	agggacgttg	aggctgcagt	gagccgacgg	ctgtgttgcc	55080
gctctgcagt	ctgggggaca	gagcaagaac	ctgtctcaaa	aaaacaagaa	gttagtgaga	55140
cagacatgcc	gttctgttac	ttttccctt	gctggttcaa	agctaggtag	ttgccaatta	55200
aatgtaatct	tgtagagcaa	aaatgtttt	cattttttga	gacaggatct	cactctattg	55260
cccagcctgg	agtgacgttg	tgggaactca	cagcaacctc	cacctcctgg	gtttaggcag	55320
ttcttctgca	tcagtctccc	gagtagctga	gactacaccg	gtgcccagag	ggcagtgccc	55380
agatcttggc	tctctgcaac	ctctgccttc	cagattcaag	tgagccacct	ccgcctcctg	55440
agtagctggg	actataagta	cgtaccacca	taccagttta	atthttgcat	ttttttaga	55500
taagggggct	aagtatgttt	cccaggctgg	tttcgaagtc	ctgtgctcaa	gcaatccttc	55560
tgccctggct	tcccaaacctg	ctaggattac	agggtgagcca	ccacaccggg	cctgtccacg	55620
taatttaaaa	gggtctggac	gtgtgctgtg	gctcaogtct	gtaatcccag	cactttggga	55680
ggctgaggtg	ggcggatcat	gaggtcggga	gttcgagacc	agcctggcca	atatggtgaa	55740
accctgtctc	tactaaaaat	acaaaaatta	gccagggtgtg	gtggcaggcg	cctgtaatcc	55800
cagtttctca	ggaggctgag	gcaggagaat	tgcttgaacc	caggaggcgg	aggctgcagt	55860
gagctgatga	tcgcccctag	gcactccagc	ctgggcaaca	gagcaagact	aagaaaaaaa	55920
aaagagaaaa	agaaaaagaa	aacaaagtaa	tttaaaaggt	gttattcagg	ctggggatcc	55980
ccaaagtgct	gggattacag	gcatgagccc	cagggcaggc	ctaggatttg	cattacaagg	56040
ctctgcattg	ttcctgagaa	ctggagagaa	tgctcaatct	acctttcact	attgagcaac	56100
attcagaagt	cagttttaaa	tctcttatct	tctgcataga	ggatgtgctc	gcagtttcca	56160
ggtactggac	aatacagggg	gggtacttct	cagtctgtgg	cactcagcct	tgagggcact	56220
ttctgggtgc	agaatgaaag	tgctgtcata	gctgaggtcc	aatgactgag	gagagaccg	56280
aaaaaacacc	atggggggga	ggggggggcg	ggggctccag	gagccactgc	aggtaaaagc	56340

---

-continued

---

taaaccgtgg tgcttgttct gcgccataaa ctggacttca gccagcttt aaggaaatga 56400  
ccagggtctc tgggttgga ggctgggttc cgtagcagct ataatgcttg gattcagga 56460  
tagctgggt cacaccattg ccagagaaga ggcaaccaat ccagaccca aaagcgggt 56520  
cttgatctc ttgctgaaa gaatttcag gcaagtcaca acacaatgaa agaagcaagc 56580  
tgaggccggg cgcggtggct cagcctgta atcccagcac tttgggaggc tgaggtgat 56640  
ggatcacctg agatcactat tttcttttt atttctgag atggagtctc actctgttg 56700  
cccaggctag agtgcaatgg cacgatctc gctcacagca acctctgct cccgggttca 56760  
agccattctc ctgctcagc ctccggagta gctgggatta ctggcatgcg ccaccacgcc 56820  
cagctaattt tgtattttta gttagagcgg ggtttctcca tgttggtcag actggtctc 56880  
aactcccaac ctgaggtgat ccgcccgtct cggcctcaca aagtgtagg attacaggcg 56940  
tgagccaccg caccagcct gttttctgca ttttagtag agacagagtt tctactatgt 57000  
ggccaggtg gtctcaaac ccgaccttg tgatctgcc gcctcggatt cccaaagtgc 57060  
tgggattaca ggctgagcc accgcgccg gccttattt tcttttttt ttttgagac 57120  
aggatccac tctattgcc agcctggagt gcagtgcagt gatctcagct cactgcaacc 57180  
tctgctccc gggttcaagc aattctctg catcagccgc ccaagtagct gagattacag 57240  
ccgtgcctgg cttatgttt gtgttttag tggagatggg gtgccaccat gctggccagg 57300  
ctggtcttaa actcctgacc tcagttgatc ctcccacctc agtctccaa agtgcaggga 57360  
ttacaggtg gagccaccg gccagcaag cataagatt tttgacacat ggaggatcac 57420  
ttgctggatg tgcactgaga agtaatgtc ccatttcca gccacactct cccaaaggct 57480  
ttacaggcg ctgtcccctg gaggtggtag aacagaatg cagaattcaa cacattcaa 57540  
cactgtctc tgttgagctg taggaggact gcctgtggg ggacatgggt tctatgtac 57600  
cttgagggt tccctgggg cttgtgatc ctgtctcct ggtgacatgc aatctgggag 57660  
tgctttctg agtctgataa gaacatactg gcacattgcc tgtgacgtg gggaccagc 57720  
cattttcagt gctgaggta gtccttgatt gtaactgatg gggactggta tcttaactc 57780  
aggttactga agactaggaa tttctgcct tacagtaaaa ttgcaaagaa gagtagcata 57840  
agaggtagat cagaagactg cagaatagat taacaaatga atgccaaat gaggatgcta 57900  
aactgggatt tgcacaaaga agacagatat tggcggggc tgggtggctc cgctgtaat 57960  
cccagcactt tgggaggctg agcgggtgg atcatcctgg ctaacacggg gaaaccccgt 58020  
ctctactaaa aaaatacaaa aaaattagc gggcgtggtg gcaggcgcct gtagtcccag 58080  
ctgctgggga ggtgaggca ggagaatggc atgaaccag gaggcggagc ttgtagttag 58140  
ccgagatcgt gccactgcac ttcacctgg gcgacagagc gagactctgt ctcaaaaaa 58200  
aaaaggacag gtattagat agttttgaag cccacttgc cctatcatgg cattgaagca 58260  
tcagtttct gccaatcact ccttctctg tgttcataga caggactgtg gaaatgtaca 58320  
cttgattct ttcacaggta atgctgagaa atttaaaacc aaaaacggc gggtgccgtg 58380  
gctctgcct gtaattctag cactttggga ggctgaggcg ggcggatcac aaggtcagga 58440  
gttcgagagc agcctggcca atatggtgaa accccatctc cactaaaaat acaaaaatta 58500  
gcctggcata gtggcggcc cctgaagtcc cagctactca ggagactgag tagacagga 58560  
gaatggctg aacatgggt gcagaggtg cagtgagctg agatgcacc gctgcactcc 58620

---

-continued

---

agcctgggca	acaagagtga	aactctgtct	caaaaaaaaa	aaaaatttg	aaattaaagt	58680
gtatgattag	agtgcatgat	tggttctgac	tggatgtgta	acatgtgcat	agccttctca	58740
taaatcaaag	gtttttatgt	gaaacctacc	actagtgatg	taactgaatt	tgtgtaaagt	58800
ctggtgtgtc	tgccttttcc	tagcaactcc	ctgggcagcc	tgaggattct	ttgaggttat	58860
tttttttcaa	gatctggctg	ggagcttctg	catgagtgtc	gtgtgaacgt	cctccatctg	58920
cagtgtgagg	acagcgaacc	ctagtgtgag	ttaaccacgt	aggaagagt	tgaagtcaga	58980
catgacattc	agactgaggt	cctcaaaact	gaggggcatt	ttctgtggtt	tgaaggaaa	59040
gtgacccag	ttttgggat	gtcaattgtg	aatcctcacc	ataaccacc	cccagtcacc	59100
catcgattg	caccacatgg	atgcacccag	tggactggcc	tttgcttttc	tattgtttct	59160
ttttctctcc	actgcaatca	gctttctcac	gttgaatgca	ttccattttc	taagcctct	59220
cctaggcaaa	aatccctcta	atgcaaagca	aaaatgtctg	ttatgcaaca	ttgttctgag	59280
acccagcaa	ttgcagttaa	cttggctcct	tagtatgtgc	ttcctaaggc	gggtggggtg	59340
gctcgcgct	gtagtccag	cactttggga	ggcaggcgag	gcaactgaaa	cctgtctct	59400
actaaaaata	caaaaattag	ctggacatgg	tggcatgtgc	ctgtaatccc	agctacttgg	59460
gaggtgcaga	caggagcacc	gcttgaaccc	aggaggcaga	ggttgcagtg	agccaagata	59520
atggcactgt	actgcaacct	gggtgacaga	gcgagactca	aaaaaaaaaa	aaagtgttc	59580
ctgtgaaggt	ttcctttccc	ttctgcccc	cataccagtc	catctattta	gtagatgtcc	59640
tgtttctac	ccaggatata	atggaccagg	ggttctgtct	tccagccttg	agtacaatgg	59700
tgcgactata	gctcactgca	gtctcaacct	cctgggctca	agtgatcacc	ctgcctcagc	59760
ctccaagtag	ctggtattac	agatgcacgt	gccccattc	ccagaggttc	ttaaatttat	59820
gacaaaaacc	cagaagcttg	gctgaagcag	cttgttgggg	cccaccacaca	gattttgttt	59880
ggtgccatag	acctgggttg	ggatctgggg	agccattttt	cttagtctca	atgtaaatgt	59940
ctaagcattt	tcttttttcc	ttctttttt	tttttttgag	acagggtttc	gctcttggtg	60000
cctaaactgg	agtgacgtgg	cacaatctcg	gctcactgca	acctctgctc	cctgggttca	60060
agtgattctc	ctgcctcagc	ctcccaagta	gctgggatta	caggtgtgca	ccaccatgcc	60120
eggctaattt	ttttttat	ttttttttt	ttttttttt	gagatggagt	cttgetctgt	60180
tgcccaggct	ggagtgcagt	ggtgtgatct	cggtcactg	caagctccgc	ctccttgatt	60240
catgccattc	tctgcctca	gcctcccagc	tagctgggac	tacaggtgcc	cgccaccacg	60300
cccagcta	ttttttgat	tttttagtag	gacgggggtt	cactgtgtta	gccaggggtg	60360
tctcggctc	ctgatctcgt	gatctgctc	cctcggcctc	ccaaagtgtc	gggattacag	60420
gcttgagtca	ctgcccctgg	ccaattttt	gtatttttag	tagaaatgga	gtttcaccat	60480
gtttcctgcc	tatctctcta	tgtatttaga	caggtctca	ctatggtgcc	caggttggtc	60540
tcaaaactcct	ggactcaagc	aatcctctg	cctccacctt	ccaaagtgtc	gggactacag	60600
gcttgagcca	tcctgcctga	ccatttgaga	gtttttttt	tttgagatgg	agtctctctc	60660
tgtcaccat	gctgtagtgc	agtagtgtga	tcttgctca	ctgacacctc	tgcctcccgg	60720
gttcaagcaa	ttctcctgcc	tcagcatccc	cagtagctgg	gattacaggc	gcccggcact	60780
acaccagct	aatttttgta	tttttagtag	agacagggtt	tcaccatgtt	ggccaggctg	60840
gtctcgaact	cctgacctca	ggtggtctgc	ccacctccgc	ctcgcaaagt	gctgggataa	60900

---

-continued

---

gaggcgtgag ccaccgtgcc tgtcttcaac aatgatttct aattgcattt tatggtggtg 60960  
attgaacata atgtactttg gtccttctcc attgtatgcc tcgtgtatta tgtgtctcat 61020  
aacgtctgtc ccgtcctatg ctatgtgtgc atttgaatgt tggggagggt tcagtagatg 61080  
tccattgagt tggtttgcaa acttatttga aacttctact tacttctgcc taattctgct 61140  
tattattgag agtggactgc tctgggatgc cttttgtttg cactctgatt tcagatggac 61200  
cctgagaatg ctcaagcccc aaacctcct tgggaagtga agctcaggct gtgatttcaa 61260  
gccagggggc gttttctat aactggatga aaagcacctc cagagcttga agctcacagt 61320  
ttgagagcaa tcgtctaagg aagttagtgg caatgttaat agttttttaa acaagcatga 61380  
aatcagattc ctgtgtttac ttctggatgc tgttgatcca ggaaatgtac ttagaaaatt 61440  
cattttaocg gaaatagtca taagcgtctt ggtaatttca tgaagctaca gtgagtaaat 61500  
tgcctgagaa tttccctgcc tgaaggctct tcaggagtgt aatttttttt taatatagct 61560  
tatttaatac aaatagagat gcggtctcac tcttgctag actggtgtgc agtgtcatgt 61620  
tcacagctca ctgcagctc tcaacctccg gggctcaagc atcctctgc ctcagctcc 61680  
caaagtgtg gaattacagg tgcagccac cactccctac tcatactgt atatttctct 61740  
ttaaattctg ttgaggtttt atggcctagc ctgtggtcta tcctggagaa tttttgtgtg 61800  
catgacaatg tgtatatata tatatatata tatatttttt ttttttttc tttttttga 61860  
gatggagttt cactcttgtt gccctagctg gactacagtg gcatgaatct cagctcactg 61920  
caacctccgc ctccgggtt caagcgattt tccctgctca gcctcccgag tagccgggat 61980  
tacctccac cacaccggc taattttgt attttagta gaggtgggtt ttcgccatat 62040  
tgaccaaggt ggtcttgaac tctgacctc aggagtcccg cctcgccctc tcaaagtgtc 62100  
gagattacag gcgtgagcta cctgcccag gctgaocatg tatattccta atttttgtac 62160  
ttttttttt ttgagacgga gattcaactc tgtggccaa gctggagtgc aatggcatga 62220  
tctcggtca ctgcaacctc tgctcctgg gttcaagcaa ttctcctgcc tggcctccc 62280  
gagtagctgg gattacaggt gtgcaccacc acgctgact gacaatatat attcttaaac 62340  
agctcagatt ccattttgga tcctcccatc aggactggaa cttaggtgta ctggaactta 62400  
ggtgaacact tggctcaaaa ttcattgtg ttctctataa atctagccag ttctcttgg 62460  
taaatttaag gtatgtatag tagtgcctgc tttttcttc gggggacaaa actcaggagg 62520  
attgcttctt gattcataag ggcaacctgt tgagatttc acgcaaggaa cccgagatgt 62580  
tcatttaatg ggcttataat ttgggattcc agaacacatg caaacagggc aatgaatgt 62640  
ttggtgtat ctttattttt gtgttcattt cagcctggtc aaggttttag aatccaagga 62700  
aaccaataaa caccagagt gctggagcaa gactgtctcc tgctgtgacc ctcaagatgg 62760  
aagcagtttc tgtgtctga aaggaaagaa agtgcttcc tttgagggt tactgtttga 62820  
gaaaagcaac cttgaggttg atgctgatgt ttgtaacaca cctgcagagt atacttataa 62880  
tcagacttgg gtgatgtgag gttttgttt tactccaaga tgagggtctc caccaggtc 62940  
ggaatgcagt tgccttcca acctagaact cctgggatga actggtcctc tatgcctcag 63000  
cctgccagat agctgggact ataatatagg ggtgtgccc catatttgg agattttca 63060  
attttttga gagatggggc ctaccctgg ccaggatggt ctcaactcct gagctcaagc 63120  
aatcctacag gtgtgagcca ccgtgccc atttaagata gttgacatga tcaagcatag 63180

---

-continued

---

tgggacacac agccccagct actgcagagg ctgggggtggg agagtctctt gatttcaatg 63240  
ctataccgtg cactaatgac acctttgaat agccactgca ctccagcctg ggccaacata 63300  
gcaagatccc atctcttaaa aaaaaataca ttacatggca cctgggtcca gagacacat 63360  
ttgtgttggg caaacaatgg cctcctataa atttagttta atgaatccaa accatgtttc 63420  
cttcattaag agagtaaata agcctccaag tctatccagt ctttttgaga cagagcttgg 63480  
ctctgtgca ctaggctaga gtgcaatgg gcaatctcag ctcaactgcaa cctctgctc 63540  
ctgagttcaa ggagttctct cacctcagcc tccaagtag ctagaatgac aggcgcctgc 63600  
caccatgacc agctaatttt tgtgttttta cttagatgg ggtttcacca tgtcggctcag 63660  
gctgtctcg aactcctgac ctcctgtgac caccacctc agcctcccaa agtgccggga 63720  
ttacagacga gagccaccac gcccgctctg tccagtcttg ttctgcagtc cccaatgggg 63780  
atTTTTTTTT tctgttctcat ttgtcttttt atTTTaatct acttgctcct gacactgaaa 63840  
atTTTTcctt cctaacagct taccatcatt tctcagaata gacctgett cctctgtgaga 63900  
agcttatagt tgattcaacc ctcaaccact aatgccaaca accctagtga gttcttttga 63960  
ctacagctgg accatttctc ctgtttctct tgggtagcgg ttccaatgta ccattccaac 64020  
aggcaaaaacc tcgctctgca atacaggttg ctgggcaaga tctaaaatgt ttgctgtgcc 64080  
taataataac tattgtaaag aaaatccatc tcaatcacag tgacaaatgt cacatgagac 64140  
aaaaccacag atattttctc aaaaataggg tcttttagaa ccctagaagg gtctctctag 64200  
taacaggtgg gatgttcagc agctcttggg gttgccacag tgagcagatc ctgttctgctc 64260  
agcccttaac acctcttact ccatggaagt tctgcctgca ctgctttata gaacacctct 64320  
tgggttgagg tagagttgga ggggacctca gtgtcccttg ctgatgggat gtgcaactgct 64380  
tagcaagcgc acggaggtgg agtgcagggg ctctgagttt ttattgggta aatgcagccg 64440  
aaatgtagtg tgcataaaca ggtcaaaaaa ttgcacattt gatttaattt ttaaatttta 64500  
gagatggggg tctcaactgt tcaaccagac taaactgggc tgtgctccta tgcgtaccct 64560  
agtagctggg acttcagggt aatattaacc catgcatagg caaggagaga ggaaggctct 64620  
gacagtctgt gatctccct cactgcaacc tccacctct ggactgggaa cgtcagggca 64680  
ctgcaccgat gcaggcagga tgagccgagg gaaaggaga gccaggcac actggtggg 64740  
gacattttgg gtttgatctg gatggagcag gtgtctctct gagagagagc cctggggatt 64800  
ttcactctgc tccctggctg tcttagtcat ggaatctgac aacagagact cctgcccagg 64860  
gccacttcat ttggtttctg gaccccagtg gtcttctct cctggactta ggatcttttg 64920  
gggaagtttg ggatctggca gggcatctgc ataatccata gaaatccctg agagtcactt 64980  
cccttgctg acatctccat gttcctacc attacctcc aaaggagacc cttaactgaa 65040  
ttaccaaaagg gggcttccca gagcagggaa acccggttaa cttctattt cagggtcaaca 65100  
gtatacttga gatgtacttg aactagaaat gattggttgt ttaggtgtgg gcatttgttt 65160  
ttcctaactt agtctccaag aaaaaaaaa attgaggttt tacagcctag cctgtggtct 65220  
atcctgaaga atgtctgtgt gtgtgacaat gtacattctt tttttcccc cagctctgtc 65280  
aaatcttact gaggagcttt tacggcctag cctgtggtct gtctggagg gtatttgtgt 65340  
gtacaacaat gtatatctt aaacattatc ttagattcca ttttgatgt tccatcagg 65400  
actgtgtgtt tctgtgctgg aactcaagt aacactggct caacatcctt agaaatccag 65460

---

-continued

---

cccaattctc ttggttaaag ataaggtatg tgtggtaggc attgcttttt ctctttgggg 65520  
acaaaactca ggaggattgc cccttgatga acaaggctaa cctgctaagc ctttgaagca 65580  
aggaactgga gatggtcott tcaggggttt atgttctgga ttcataaaa catgcaaaca 65640  
ggggcaatga atgcaccttt tttattttta tttttatttt tttttgagat ggagtcttac 65700  
tcttgccagt ctggagtgca gtggcacgat ctcggtcac tgcaacttct gcctcctggt 65760  
tcaagtaatt ccctgcctc agcctcccga gtagctggga ctacaggtae atgccaccac 65820  
aggcggcaaa tgggtgtatt tttagtagag acggagtctc accatgttgg ccaggatggt 65880  
cgtggtctct tgaccagcct cccaaagtgt tgggattcca ggctgagcc accgcgcctg 65940  
gccaatgaat gcactcttat ttttgtgtc attttaatct ggtaaggtaa attccaaca 66000  
aaaaccaga gtttggagt gagaagatct catgcagtca ttctccaaa gaaagcactt 66060  
tctgtgtct gaaagcagag tgcctctttt tggagcgtta ctgtttgaga aaaaccactg 66120  
tgaagtgtat gctgatcttg gtaacacatt tgcagagcgt gcttatcacc agacttgcat 66180  
gatgttgggg ttctgttttt gtttagtttt tttgcaaac agggctctct gccccaggctg 66240  
gagtgcgggtg acacttccaa cctagacctc ttgggctcag ttggtccctg cccccacccc 66300  
ctcccccttt tttttctctt gagacagtct ctctctgtgg cccaggctgg agtgcagtgg 66360  
tatgttctct gctcactgca acctctgctt cccagtagc tggattaca ggcacatgcc 66420  
accacgcctg gctaattttt gtattttttag cagagacgga gtttcatcat gatggccaga 66480  
ttagtcttga actcctgacc ttaggtgatc cacctgcctc ggctctgcaa agtgcctggga 66540  
ttacaggcat gagccactgt gcctggocca caacgtatat tcttaaatat catcttagat 66600  
tccattttgg ttgctcccat cgggactgtg tgtccctgtg ctggaactca agtgaacaca 66660  
tggtcaaaa tccattgctg ttctctagaa atccagccca attctcttgg ttaaatataa 66720  
ggtatgtgtg gtaggctttg cttttctctt ttggagacaa tactcaggag ggttgcccct 66780  
tcgtgaacaa ggctaacctg ctgagccttt gaagcaagga actggagatg gtccttttag 66840  
gggtttatgt tctggattcc agaaaaatc caaacaggga caatgaatgc atctttattt 66900  
ttgtgtccat tttaacctgg taaggaaaat tccaacaaaa acccagagtt ttggagcgag 66960  
aagatctcat gcagtcattc tccaaaaggg agcactttct gtttgaaga aaacaaagt 67020  
cctcttttta gagtgttact gtttgagaaa aaccacgttg aagttgatgc tgatcttgg 67080  
aacgcatttg cagagcgtgc ttatcatcag acttgcatga tggtaggggt ctgtttttgt 67140  
ttagtttttt tgcaacacag ggtttctgtt gcccgggcag gagtgcgggt gcgcttccaa 67200  
cctagacctc ttaggctagt tggccccccc tacttttttt gttgtttttg ttcttgagac 67260  
agagtctcac tatgtgggccc aggcgggag gcagtgacac attctctgct cactgcaacc 67320  
tcggcctccc aagtagctgg tattataggc acgtgccacc acgcctggct aatttttgta 67380  
tttttagcag agatggagtt tcaccacatt ggcagggtta gtcttgaact cctgacctca 67440  
ggtgatctgc ccgctctgc tttccaaagt ggtgggatta caggcatgag ccaccctgct 67500  
cggactgcag ggtgtttttt tttttttttt taattattat ttgtattttt ttgtgctgcc 67560  
aaagcaagca cttgtgtgta ggaattttgt ttgtttgttt gttgtttgt ttgagatgga 67620  
gtctcattct tgtegccag gctggagtgc agtggcatga tctcggtca ctgcaacct 67680  
cgccttcgg gttcaagcga ttctcctgcc tcagcctcct gagtagctgg gatttcaggt 67740



---

-continued

---

gcatgccgcc accccgggcta atttttgtcc ttttggtaga atcggggttt tgccatggtg 67800  
gtccggctgg tctcaaacctc ctgacctcaa ctaatccacc tgcctcggcc tcccaaacctg 67860  
ctgggattac aggcgatgagc caccgcaccc ggtgaggagt tatttttaat gtgagcaaac 67920  
agtatattct tttttttttt tttcatagac agggctctcaa caatatatga tgtatattta 67980  
atcatatagt cttatcatgt atataatgta gtcatatgta caccaaaccc tgttctacac 68040  
acggagaata ctctgtatc actttgggta tttatttact tgtttcttcc tgtgttttcc 68100  
ttgtttgttt gtttgttttg ttttgagaca aggtctagct ttatcaccca ggctggagtg 68160  
cagtgggtgcc atgtcgactt actgcaacct ccacctgcca cctcagcctc ctgagtactt 68220  
gtctacaggt gcgcaccacc acaccagct aacttttcta ttttttgtgc ataaggttcc 68280  
accatattac ccattgctggt tgagctcgaa ctctgagct caagtgatcc tctgccttg 68340  
ccctctttaa gtgctggggt tattggtgtg agccaccacg cccaccat acttgtgtat 68400  
ttctgtatct attgaggagc ttatacagca taccctgtgg tctatcctgc aggatgtttg 68460  
tgtgtgagac agtgtatatt cttgaacata gtagattcca ttttgatgc tcccatcggg 68520  
actgtgtgct cctgtgctgg aactcgagtg aacacttggc tcaaaatcca ttgctgttct 68580  
ctagaaatcc agctcaatc tcattggttaa atataaggta tatgtggtag gcattgcttt 68640  
ttctcttttg ggacagaact caggaggatt gcccttgat gaacaaggct aacctgctga 68700  
ttctttgaag caaaggactg gagatggctc ttttaggggt ttatgttctg gattccagaa 68760  
aacatgcaaa caggggcaat aaatgcatc ttttgtttg ttttgtttg tttttgagat 68820  
ggagtctcgt tctgtcacc caggctggagt gcagtggcac aatcttggct cactgcaagc 68880  
tcagcctcct gggttcaccg cattctcctg cctcagcctt ccaagtagct ggggctacag 68940  
gtgcccacca ccacgctagg ctaatttttt gtatttttag tagaggcggg gtttcaccct 69000  
gttagccagg atggtcttga tctcctgacc tcgtgatctg cccgcctcgg cctcccagg 69060  
tgctgggatt acaggcatga gccactgccc ccggcccaaa taaatgcac tttattttt 69120  
tgtccattta aacctggtca aggaagattc ccacaaaaa tccacgggtc tggagcaaga 69180  
ggatctcagg ctgtgacct ctaaaggaa gcgctttctg tggtcagaaa gaaaagcaag 69240  
tgcttctctt tagagggtta ccgtttggga aaagcaatgt tgaagttgat gctgatctt 69300  
gtaaaatatt tgcagagcgt gcttatcacc agacttggat gatgggtggg ttttgccttt 69360  
gttttgttgt attccaagac aaggctcctg ttgcccaggc tggagtgcgg tgacacttca 69420  
acctacatct cttgggctcc ggtcgttttt gtttgtttgt ttgtttgttt gacagggagt 69480  
ctcactgtgt gtctcagcaa tgcagtggca ctatcttggc tcaactgaaac ctcagcctcc 69540  
tgagttagct ggatcacagg tgcgtgcaac cacgcccac taatttttgt attttttga 69600  
ttttcagtag agacgggggt tcacctgtt agccaggatg gtctogatct tctaacctc 69660  
tgatccgccc gcctcggcct cccaaagtgc tgggattata ggctgagcc accgcgccc 69720  
gccgagaaac taatcttttg agatgaactc tgagatgtgg attttagctt gtttgcagcc 69780  
accaccactc tagttttgga agattttcat caccocgaag aggttatac tcatttgcag 69840  
tcagtaccca cccacctctt ccaccagac cgtggcaacg actcccacac tctctagctc 69900  
tggatctgcc tctttaggc cgttcacgta gaccaactct gtatgggtgt ccagttgagg 69960  
ataatgggtt ggtcctgggt gtctgcaatg tgaatcttac cactgaaagg tggctcctgg 70020

-continued

---

```

aggaagcag gagcctggga gaactgggcg gaacatcctt tgggaatgga gtggggcggg 70080
cagaccctga tgtctgggaa gctcacaagg gtggaagacc ccatcttctt ccctgagaac 70140
tgcaaggatg ccctcctggg gcaactggaag gagtgaagcc ctctgggctg ggaacgtcag 70200
ggcactgcac cgatgcagge aggatgagcc gaggggaaag gagaagcagg catcattctc 70260
tggggacatt ttgggtttga tctggatgga gcaggtgtct tctgggagag agagccctg 70320
ggattttcac tctgctccct ggctgtctta gtcattggaat ctgacaacag agactcctgc 70380
ccagggccac ttcatttggg ttctggagcc cagtggctct tctgctctgg acttgggatc 70440
ttttgggaa gtttgggatc tggctgggcg tctgcataat ccatagaaat ccctgagagt 70500
cacttccctt ggctgacatc tccatgttcc ttaccatta ccttccaaag gagaccctta 70560
tctgaattac caaagggggc ttcccagagc agggaaacct gggttaaattt gtatttcaga 70620
ttaacagtat acttgagatg tacttgaagt agaaatgatt ggctgtgggt gtcggcattt 70680
gttttttcta attttaaata tgggaccatc atgaatttgg gtgtcacttt gtgcagggga 70740
cgtgggaatc gctgtcattt tttttttttt ttaacatatg ctgccagaga aggcacttag 70800
gtggagaaat tactcttctg gtgagcattc agtatataga acttcccttt ctggggcag 70860
tgtcttatat atgatacaca ttttatcata tcatcttcta tagataatat aatgattaac 70920
acaaaacact cttctacaca cacagaatac tcttgtatca ctttgggttt tttttccttc 70980
gtgtgtgtgt gtgtgtgtgt gtgtgtgtgt gtgtgtgtgt gttatgagac aaggtctggc 71040
tctgtcacc caggctgcagt gcagtggtgc agtcttggcc catgcccac cgcagcctct 71100
ggaatagctg tctgcaggcc aggcacggta gctcaggcat gtcgtctcag cactcttggg 71160
gaccaaagca ggctaatac cctggagtcag gagtttgaga ccagcctggc caagatgggtg 71220
aaacctcatt tctactaaaa gtacaaaaat tagccgggcg cgggtggctca cgcctgtaat 71280
cccagctctt agggaggcag aggcaggagg atagcttgag cccaggagtt tgagacctgc 71340
ctgggcaata cagtgcagcc ctgttctcca caaaaagaaa agaaaaaaaa gaaaaaaaa 71400
ttttaaaaat gcaaaattag gtgggcatcg tggcacgtgc ctgtaatccc aggtacccca 71460
gaggctgaga caggagaatt gctggaacc tggaggcaga gcttgcagtg agctgagatc 71520
acggccctgc actacagcct gggcaacaaa gtgagacttg tttcaaaaa aaaaaaaaa 71580
tttattgagg agcttttatg gcttagcctg tgttctatcc tggagaatgt gtgtacaaca 71640
gtgtatattc ttaaacatca tcttagattc cattttggat gcttgcattg ggaactgtgtg 71700
tccctgtact gggacttatg tgaacacttg gcttcaaatc cattgctggt ctctagaaat 71760
ccagcccaat tctcatggtt aaatataagg tatgtgtggg aggcattgct ttttctcttt 71820
ggggacagaa ctcaggagga ttgtctcttg atgaacaagg ctaacctgct gagcctttga 71880
agcaaggaac tggagatggg ccttttaggg gtttatattc tggattccag aaaacatgca 71940
gagagagtca ataaatgat ctttattttt gtgtccattt taaccagggtg aggaaaaattc 72000
cgtcaaaaaa cccagacttt tggagcagga agatctcatg cagtcatctt ccaaaagaaa 72060
gcactttctg ttgtctgaaa gcagagtgcc ttcttttggg gcgttactgt ttgagaaaaa 72120
ccacgttgaa gttgatgctg atcttggtaa cacatttgcg gagcgtgctt atcatcagac 72180
ttgcatgatg ttgggttctt gtttttgggt agttgttttg catcatgggg tctctgtgtg 72240
ccaggctgga gtgcgggtggc gcttccaacc tagatctctt gggtcaagt ggtccctgct 72300

```

---

-continued

---

ttgctttttt	ttttttctt	gaaacagagt	ctctgtctct	ggcccagget	tgagcgcagt	72360
ggcatgttat	ctgctcactg	caacctctcc	tccaagtag	atgggattac	aggtgcacgt	72420
gccacgacgc	ctggctaata	tttgcatttt	tagcagagat	gcagtttcat	catgatggcc	72480
aggttagtct	ccaactcctg	acctcaggtg	atccgcctgc	ctcagcctcc	caaaatgctg	72540
agattatagg	tgtaagccac	ccagcctagc	ctccaatttt	ttttaatgtg	tgctgccaat	72600
gcaagcacat	atgtgtagga	attatttttc	atgtgagcac	atagtatatg	gaacttaatt	72660
tttattgatg	tacggctca	aaaatatata	ttttatcata	ttcttattat	acatgtaaca	72720
tagtcatata	cacacaaaac	actcttctat	acacagagaa	tactctcgta	tcactttggg	72780
taattttttg	tttgtgtgtg	tatgtttttg	tttttttttt	agataaggtc	tgggtctgtc	72840
accaggcta	gagtgacgtg	gtgccatctc	agcttattgc	aacctccacc	tgccacttca	72900
gcctcttgag	tagctgtcta	caggcgccaca	ccaccacgcc	cggttaactt	ttctgttttc	72960
tctacacatg	aggatcacc	atgttgccca	ggctggctctc	aaactcttga	actcaagtga	73020
tactcctgoc	tcagcctcct	aaagggctgg	gtttagaggt	gtgagccacc	acacctcacc	73080
tgtacctgtg	tgtttctgct	cattttattg	aggagctttt	acagcctggc	ctgtggtctc	73140
tcctggaggg	tgtttgtgtg	tgtgacaatg	catattcttc	aacatcgtag	attccatttt	73200
ggatgcccc	gtcgggactg	tgtgtcactg	tactggaact	cgagtgaaca	cttagctcaa	73260
aatctattgc	tgttctctag	aatccagccc	aattctcatg	gttaaata	aggtatgtat	73320
agtcggcatt	gctttttgaa	acaaggaact	ggagatggcc	ctgatagggg	tttatgttct	73380
ggattccaga	aatcatgcaa	acagggccaa	taaataatc	tttatttttg	tgtccatttt	73440
aacctggtca	aggaaaattc	caacaaaaaa	tcaatgggtc	tggagcaaga	agatctcagc	73500
ctgtgacct	ctagagggaa	gctctttctg	ttgtctgaaa	gaaaagaaag	tgcatctttt	73560
tagaggatta	cagtttgaga	aaagcaacgt	taacgttcat	gctgatctcg	gcaatacatt	73620
tgcagagcgt	gcttatcctc	agacttgat	gaggggtggc	ttttgttctc	ggtttgtttg	73680
ttttctaaga	cggggctctc	tttgcccagg	ctggagagca	gtggcacttc	caacctagct	73740
ctcttgggct	caggtggtcc	tctttgcagg	gtcacgatct	ctgctcacta	caatctcccc	73800
ttcccgggtt	gaagtgttcc	tcccatctca	gtctcctgtg	ttgctgggag	tacaggccca	73860
tgccaccaog	cccggcta	ttttgtattt	ttagcagaga	tggggtttca	ccgtgttgac	73920
caggatggtc	tccatctcct	gacctcgtaa	tccacctgcc	tcggcctccc	aaagtgtctg	73980
gtttacagtc	atgaaccact	gcacctggcc	tttgatctta	attttcaata	tgagaccat	74040
catgaatttg	ggcatcact	ctgcacaggg	gccatgggtga	tctctgtcac	tccattcatt	74100
tcttatgtgt	ggagcaaaaca	tttatgtgta	ggagtaattc	tttatgtgag	catacagtat	74160
atggaacttt	cttttttttt	gagataggg	ctgaaaaata	aatgatgtac	agccaggcgc	74220
atgagtatat	gagcagtttt	tgtgtgtata	cgacatgagc	gggtggctcat	gectgcaata	74280
tcaacacttt	ggcaggttga	ggcgagtggga	tcacttgagg	tcaggagttt	gagaccagcc	74340
tgaccaacat	ggtgaaacc	tgtctctact	aaaaatacaa	aaaattagcc	agctatggtg	74400
gcgacgcct	gtattcccat	ctgctgggga	agttgagggga	ggagaatcac	ttgaacggac	74460
agatggaggt	tgcagtgagc	caagatcacc	ccaccacact	ccagcctggg	cgagagaata	74520
agactgtctc	aaaaaaaaaa	tatatata	catatatatt	tatatagaga	gagagactct	74580

---

-continued

---

gtctcaaaaa	aaaaaatata	tatatgggtg	tgtttggtg	tatatatata	ttatatatga	74640
tgtatatttc	atcatatagc	catatatata	attatataca	caaaaaatac	tcttctacac	74700
acagagatga	ctgatatcac	tttgggggtg	tttttgcttg	tgtgttcttt	taaatttttt	74760
tttgcaacaa	gatctggctc	agtcgcccag	gttgagtg	agtgtttcag	tcttggtcca	74820
ctgcaacctt	cgcctcccac	cccagcctcc	tgaattagtg	tctacaggca	tgtaccacca	74880
cacctggcct	acatttgtat	ttttttacag	acagggtttc	accgtgtgtg	acacgctggt	74940
cttgagctcc	tgagctcaag	tgaatctcct	gccttggcct	cctgatgtgc	tgggattaga	75000
ggatagagcc	accacacca	actggtactt	gtgtattcct	gttcaaat	tattgaggag	75060
cttttaccac	ctagcctgtg	gtctatcctg	gaggatgttt	gtgtgtgcga	caatgtatat	75120
agttcaacat	cttagatcac	attttggatg	ttccaatgg	gactgtgtgt	ctccgactg	75180
gaactcaaat	gaacacttgg	ctcagaatcc	atttgctgtt	ctctggaat	ccagtccaat	75240
tctcttggtt	aagataaag	tatgtctagt	aggcattgct	ttttctgttt	gagaacaaaa	75300
ctcgggagga	ttgtcccttg	atgaacaagg	ctaactgct	gagccttga	agcaaggaac	75360
tggagatggt	ccttttcagg	cgttttattc	tggattccag	aaaacatgca	aacagggcca	75420
ctaaatgcat	ctttattttt	ctgtccattt	aaacctggct	aaagaaaatt	ccaacacgaa	75480
accagagtg	ctggagcaag	aagatctcaa	gctatgagtc	tacaaaggaa	agcgtttct	75540
gttgtcagaa	agaagagaaa	gcgcctccct	tttgagggtt	acggtttgag	aaaagcagtg	75600
ttgaagtga	tgctgatcct	ggtaatacat	ttgcagagca	tgcttatcat	cagacttga	75660
tgatagcggg	gttatgtttt	ggttttgtgt	ttttctaaga	cagggctctcc	gttgcccagg	75720
ctggagtgcg	gtggcacttc	caacctagct	ctcttgggct	caagtgatcc	tctttttatt	75780
tatttatgta	ttcatttttg	agatggagcc	tggctctgtc	accagggctg	gagtagagtg	75840
ggatgatctc	cactcattgc	atcctctgcc	tcccaggttc	cagaaattct	cccacctccg	75900
tgtcactagt	agctgggatt	acaatgctc	accactatga	cctgccagtt	tttgactttt	75960
tggcacagac	gggttttcc	catgtttgcg	gggctggctc	caactcctga	cctcaagtga	76020
tctgcctcct	tggcctccca	cagtgtctgg	gattatagat	ataagccacc	gtgccggcc	76080
cattcctgtc	tttttaattt	aatctgctcg	tccctgacat	cgaaaatttt	tcttgettaa	76140
cagcttccac	ttatttctcg	gaatagacct	ttttctgcag	gaaggggtga	gttgattcaa	76200
ccctcaccca	ctcatgcca	ccgtagttag	tgctgtgact	gcagctgcac	tgtttatcct	76260
gttttctgca	ggtaattttt	ccagtgtacc	attccaacct	gcaaaacctc	acatttaaat	76320
gcaaatttct	tggtaagctg	tgaatgttg	gctgtggcta	atatgagaaa	caagctatta	76380
tagacaagat	gaatctcagt	tgcaagtata	aatgtcacat	gggacaaaac	cacagatact	76440
ttcacaacaaa	ccttgaggac	cctagaaggg	cctccctagt	aacaggtggg	atgcgcatcc	76500
gctcttgttg	ccatagttag	tgatgcctgt	tcgtccagcc	ctcaacctt	ttcactccgt	76560
ggaagttag	cctgcactgg	tttacagaac	ctcccttgac	ttgacttgag	gtagagttga	76620
agggaaacctc	agtgtccctt	gcagatggga	tgtgcattgc	ttcgcaagag	cacagaggtg	76680
gagtgcattg	gctttgagtt	tttattgggt	aatgaagct	gaaatacagg	gtgtatgacc	76740
acgttatcaa	cgcacacttg	atntaggttt	tgtattttag	agacgggggt	gtgagctgcc	76800
aaagcaagga	cttatgtgta	ggaattattc	tttctgtgag	catacagtat	atggaacttt	76860

-continued

---

```

ctttcttttg agacagggtc tcaaaaaat atgatgatg gccaggtgcg gtggatcacg 76920
cctgtaatcc cagcagtttg ggaggcogag gcgggtggat aacctgagat caggaggggcg 76980
agaccagact ggccaacatg gtgaaacat gtctctgcta aaaatacaaa aaattagcca 77040
gggctggtag cgcacgcctg tagtctcagc tactccggag ggtgaggcag gagactatca 77100
ctttgagtgt gtgtctttgt gtgtgtgtgt gtgtgtgtgt gtgtgtgtgt atgtgtttct 77160
agtttttaca agacacagcc tgactatata accgaggctg gagtgcagtg gtgcaatgtt 77220
ggctcactgc aacctccacc tgccaccgca gcctcctgaa ttagtgtcta caggatgca 77280
ccaccacacc tggctcactt ttgtatTTTT tgtacagatg aagcttcacc atgttgccca 77340
ggcttgctg gaactcttga gctcaagtga tctctcactc tcggcgtcct gaagtgtggt 77400
ggtagagat gtgagccacc gcaccaaca ggtacttggt tattttttta ttgaggagct 77460
ttacagcgt agcctgtggt ctctcctgga ggatgtttgt gtgtgcgaca atgtacattc 77520
ttcaacatct tagattccat ttggatgcc cccatgggta ctacatgtgc ctatactgga 77580
actcaagtga aactttggct caaaatccat tgctgttctc tagaaattca gttcgttctt 77640
cttggttaaa gataaggatg gagtagtagg cattgctttt tctctttggg ggcaaaactc 77700
aggaggattg cccttgatg aacaaggcta acctgctgag cctttgaaag aaggaactgg 77760
agatggctct tttagggggg ttatattctg gattccagaa aacatgcaaa cagggccagg 77820
aaaaatgcat ctttatTTTT gtgtccattt aaacctggtc aagghaaatt ccaacaataa 77880
accagagtg ctggagcaag aagatctcag gctgtgacct tccagaggga agtactttct 77940
gtgtctgag agaaaagaaa gtgcttcctt ttgactggtt tcggtttgag taaagcagcg 78000
tgaaagtga tgctgatctt ggtaatacat ttgcagagca cgctcatcat cagactcgga 78060
tgatgttggg gttctgattt tgtttttctc caagacaggg tctctgttgc ccaggctgga 78120
gtgcagtggc agttccaacc tagctctcct gggcccaaga gacctctat ttatttattt 78180
atattttat ttattttatt attttttat tcatcattc atttagagat ggaatctggc 78240
tctgtgacct aggtggagtg gcagtaggac aatctccact cactgcaacc tccatctccc 78300
aggttccagc agttctgcca cctcagcctc ccatgtagct gggattacag gcgcccacca 78360
ccatgtcatg ctaatttttg tatttttagc agagatgggg ttacaccatg tttgctgggc 78420
tgttctcaac tcctgacttc aagtgatttg cctccctggc tccccaaagt gctggtatta 78480
caggcgtgag ccactgtgtc cggcctcaag tggcttcctt gagtacgctt cccaagtagt 78540
tgggattaca tggggcgtga cacaacactt ggttcagctt ttaatttttg gtagagatgg 78600
ggctctggtt gctcaggagc gtctcaactc ctgagctcaa gcgacacctc aggtgtgagc 78660
caccttgctc tgatgaccca tttcaagat agttgacttg gccaggcact atggggcaca 78720
cagtcaccag tactgcaggg gccggggcgg gaggggtgctt tgattttaag gctataaccg 78780
gcacagatcc cacctttgaa tagccactgc actccagcct gggccaacat agcaagatcc 78840
catttcttta aaaacagatt acatagcacc tggctccaca gatttcattt gggttggtca 78900
tgtacataca tggcctccca tcaatttagt ataataatc caaacatgg ttccttcatt 78960
aagagagtgg gtaatcctcc aagtcaccc agtctattct gtaatcccca gtgggtgctc 79020
gtattgatac aatttctttt tgttctctgt cactcgtgct tttttagtgt aatctgcttg 79080
tccgtaacac tgaattttgt ttttcccaaa catcttgcca tcatctctcg gaatagacct 79140

```

---

-continued

---

gctttctctg caggaagggg gtagttgatt caaccctcac ccactaatgc caaccaccagt 79200  
gagttctttg actgtagctg ccatgtttat cctattttct ttgggtaacg attccaaggt 79260  
accattccaa tgggcttaaa ccttgcatct aaatgccagt tacttgctaa gatgtcaaat 79320  
gtgtcttata ttagctgtgg ctaatataag aaactgtgtg agacaagatg aatctcagtc 79380  
acagtgataa atgtagcatg caacaaaacc agttgttttc acaaaaatct tgaggaccct 79440  
agaaggggct ccctcgtaac agtggaatg cacagcagct cttcttgttg ccatagttag 79500  
cgatgcatgt tcttccagtc ctcaacacct tttatttatt tatttattta tttatttatt 79560  
ttattattat tatttttttt tgagacagag tctcgcctcg tcacccaggc tggagtgcaa 79620  
tgggtgtagc tcagctcact gcaaccactg cctcccgggt tcaagcgatt ctcttgctc 79680  
agcctcacgt gtcgctagga ctacaaccgt gcaccaccac gcccgctaa tttttgtatt 79740  
tttaatagag acagggtttt gccatgttg ccaggttggt ctggaactcc tgacctcagt 79800  
tggteccact gcctcagcct cacaaagtgc tgtgaataca ggtgtgagcc aacacgccc 79860  
gctatcaaca acttttccta cgtagaaatt attcgggcac tggtttatag aacctcacgt 79920  
gggttcacgt agaattgaag gggacctcag cgtcccttgc agatgggatg tgcaatgat 79980  
ttgagatgta ctgcaacatt gctggtgagg tgtgggcatc ttttctttt tectaatttt 80040  
aaatatggga ctagtctggg tatggtgact tccaccagta attctagcac tttgggaggc 80100  
tgagacagga ggatcacctg aggtcagttg ttcgagacca gtctggccag catggtgaaa 80160  
ccccgtctct actaaaaata caaaaattag ccgggtgtgg tggcactcac ctgtaatccc 80220  
agctactcgg gaggtgagg caggagaatc acatgaatct gggaggcggg ggttacagcg 80280  
agcagagatc acaccgttac actcctgcct gggcaacagt gtgagactct gtctctaaat 80340  
aaataaataa ataaaaataa aaataattag gtgaatatgg gaccagcatg gacttggtg 80400  
tcgcctttgt gcagtggccg ggatattcta tgtcatttaa atttttttat gtgtacttcc 80460  
aaagcaagca gttatgtata ggaattatc ttcctataag catgcaatat ttggaacttt 80520  
ctttgagaca gggctcctaaa aatcatgat gtatatttca ttttatatc ttatatatta 80580  
tgtacacaca aaatactctt ctaaacacag agaactctcc gatatcacct aggggtgtgtg 80640  
tgcgtgtgcg tgtgtgtgcg tgtgtgtgtg gttcttttct gagacaatat ctgcctctgt 80700  
caccacaagat ggagtgtggt ggtgcaatct cggcttactg caacctccac ctcccaccta 80760  
agcctgctga attagtctct acaggcatgc accaccacac ctggctaact tctgtaattt 80820  
ttgtacacat ggggtctcgc catggtgccc gggctggtct cgagctcctg aggcagggtga 80880  
tcctcctgcc tgggctcctc aaagttcgag gagtttaggg tctgagccac tgggccccac 80940  
ttgtacttgt gtatttctgc tcaaattta ttgagttagt tttacatcct agcctgtgat 81000  
ctactctgga gagtgtttgt gcatatgaca gtgtatattc ttcaacatcg tagactccat 81060  
tttgatgct ccctctgta ctgtgggtcc tgtactggaa ctcgagtga cacttggtct 81120  
aaaatccatt gctgttctcc agaaatcctg cccaatttct tcggttaaag gtacgtgtag 81180  
taggcattgc tttttctctt tggggacaaa actcaggagg attgccctt gatgaacaag 81240  
gctaaccctgc tgattctttg aagcaaggaa ctggagatgg tccttataga gttttatatt 81300  
ctggattcca taaaacatgc atacagggtc aataaatgca tctttatttt tgtgtctatt 81360  
ttaacttggg caaagaaaat tccaggaaaa aatccacggc atcagagcaa gaagatgtca 81420

-continued

---

ggctgtgacc	ctcttgaggg	aagcactttc	tgttgtctga	aagaagagaa	agtgcttcct	81480
ttagagggct	tactgtctga	gaaaagcaac	gtttagttg	atgctgatct	ttgtaatatc	81540
tttgagagc	acgcttataa	tcagacttgg	atgatgttgg	ggttttgttt	ttcttttgtt	81600
ttttatcta	agactgggtc	tctgttgccc	aggctgaagt	gcagtggcac	aatcttggct	81660
caccacaacc	tccgcctccc	gggttcaagt	gattcttctg	cctcagcctc	ccaagtagct	81720
gggattatag	gactgcgcca	ccatgcctgg	ctaattttgt	atTTTTtagta	gagacaggg	81780
ttcttagga	gcttttaagg	cctcccttgt	agtctatcct	ggaggatgtt	tgtgtgtgca	81840
acaatgtata	ttcttcaaca	tggtagattc	cattttgact	gctctaata	ggactgtgtg	81900
tccctgtgct	ggaaatcaag	tgaacacttg	gctgaaaatc	cactgctgtt	ctctagaaat	81960
ccagcccaat	tctcttggtt	aaatataagg	tatgcatagt	aggcattgct	tttctttct	82020
ggacacaaaa	ctcaggagga	tttcccttg	atgaacaagg	ctaacctgct	gagcctttgt	82080
aggaaggaac	gggagatgg	cttttaggg	gtctatgttc	tggattccag	aaaacatgca	82140
aacagagcca	ataaataggt	ctttatttt	gtctctattt	taacctggtc	aaggaaaatt	82200
tctacaaaaa	accaggggtg	ctggagcaag	aagatcccat	gctgtgaccc	tctagagggga	82260
agcgtttct	gttgtctgaa	agaaaagaaa	gtgcatecct	ttagaggttt	actgtttgag	82320
gaaagcaaca	gtgaagtga	tgctgatctt	ggaatacat	ttgcagagca	tgcttatcat	82380
cagacttggga	tgatgggtgg	attctgtttt	tattttgttt	ttttttctaa	gacagagtct	82440
ctcttgccca	ggctggagta	gggtagcact	tccaacgtag	atcttttagg	ctcaaacggt	82500
cctctttttt	ttttttttt	ttttgaggcg	gagtcttctg	ctgtgaccca	gacgagagtg	82560
caatggcgcg	atcttgtgtg	caagctcacc	tcttgagttc	aagcaattct	tctgccccag	82620
cctcccaagt	agctgggact	acaggtgctt	gccaccactt	ccagctaatt	tttgtatttt	82680
tagtagagac	agggtttcc	cacgttggcc	aggctggtct	caaaactactg	acctcaagat	82740
ccaccacact	cagcctccca	aagtgtctgg	attacaggcg	tgggccattg	tgcccagcgg	82800
tctctttttt	tgagatggag	tcttctctg	tgaccaggcg	tggagtgcag	tggcagggaac	82860
ttcgctccct	gtaccctcca	cctcccagat	tcaagccatt	ctctcctgag	tcagcctccc	82920
tagtagctga	gatcgcagac	atgagccacc	ataccagct	aatttttgta	ttttatttat	82980
ttattttttt	actcatcgat	ttttgaaaca	gagtcttact	ccgtccatca	ggctggaggt	83040
cagtggcaca	atcccacggt	caagcaattc	tctgctcca	tcctcccagag	tagctgggat	83100
cacaggcgca	caccaccaag	cccggctaat	ttttgtgttt	ttttgtttg	ttcgtttttt	83160
ttttttttgt	agagacaggg	tttcaacatg	ttggccagcc	cagtctccaa	ctcctgacct	83220
taagttagcc	catacacaat	caagaagaga	gagagacctg	ttcttttttt	ctgtctttga	83280
ctatttgaga	cagtcttctg	ctgtcaccgg	agatggagta	cattagtgtg	atcttggctc	83340
actgcaacct	ctgctctctg	gactcaagca	attctctttt	tttttttttt	ggagaaagag	83400
cctctctgtg	tctcccaggc	tggactgcag	tgggtgtgatc	tcagctcact	gcaacctcag	83460
ccttccaagt	agctgggatt	gcagacatgt	acccccatac	cagctatata	tatatatgta	83520
ttttagacac	agtttcacca	tgttagccag	gccattcttg	aatcctgacc	tcaggtgatt	83580
tgccgacgta	ggcctcccga	agtgtctggga	ttacaggtat	gagccactgc	actcagcctt	83640
ttttccta	tttgaatatg	ggaccatta	tgaatttggg	tgteacctat	gtgccccggc	83700

---

-continued

---

tatggaaatc tctgtcacc ccttcatttg tgtgtgctgt caaagcacca atatgtggga 83760  
attatgcttt atgtgagcat atagtatatg gaactttggt tttttttat acagggcttc 83820  
aaaaaaaaat gagtatatct catcacaatg ttctgtgtat aattocatac acacaaaata 83880  
gtcttctata cacagagaac actcttatat cactttggag ttgtttttgt ttgtgtattt 83940  
tgttttaatt tttatgagac agggcctggc tatgtcgcctg aggctggagg gcagtggtga 84000  
gatcttggt cactgcaacc tccacctgcc acctcagcct cctggattag tgtctacagg 84060  
caggcaccac caccctggg taagtctgt atttttggtta ctgatgagg ttcagcacgt 84120  
tccacaggct ggactcttaa ctctcgcgat caagtgatcc tcccgcgtgt caaatttac 84180  
tgaggagctt ttaaggctc gctctgggtc tgtcctgtag tgtccctgct ctggaactca 84240  
agtgaatact tggtttaaaa ttgattgctg ttctctagaa atccagccca attctcttgg 84300  
ttaaataaa ggtatgtgta gtaggcactg ctttttcttt ctggaggcga aactcaggag 84360  
gattgccctt tgatgaacaa ggctaacctg ctgagccttt gaagcaagga actggagatg 84420  
gtcgttttag gggtttatgt tctggattcc agaaaacatg gaaacagggc caataaatgc 84480  
atctttatct ttgtgtccat ttttaaccag tgaaggaaga tttcaaccaa aaaccacgg 84540  
tgctggagca agaagatctc aagctgtgac tctccagagg gatgcacttt ctcttatgtg 84600  
aaaaaaaaga aggcgcttcc ctttagagcg ttacggtttg ggtaaagcaa cgttgaagtt 84660  
gatgctgac ttgtaatat atttgagag catgcttata attaagactt ggatgatggt 84720  
gggtttctgt tttgtttttt gttttaaatc agagtctcac tctgtcacc aggctggagt 84780  
gcaatggcgc aatctcggct cactgcaact tccccctcct gggttcaagt gattctctctg 84840  
ctcagcctc ctgagtagtt aggattacag acatgcgcca cctcaccgg ctcagttttt 84900  
gtatttgggt gagatgggtt ttcaccatgt tagtcaggct ggtcttgaac tctgatctc 84960  
aggatgacca cctgcctcag cctcccaaag cattgggatt acaggcgtga gccaccacgc 85020  
caggcctggt caacatctta gatttcattt tggatgttcc tgtgaggact gcgtgtccct 85080  
gtgctggaac tcaagtgaac gcttggctca aaatccattg ctgttctcta gaaatccagc 85140  
caaattctat tgggtgaaata taaggtatgt ctagtatgca ttgctttttc tctttggaga 85200  
caaaactcag gaggatgccc ccttgatgaa caaggctaac ctgctgagcc ttgaaacaa 85260  
ggaaactggag atggtccttt caggggttta tattctggat tccagaaaa atgcaaacag 85320  
ggccagtaaa tgcactctta tttttgtgtt cattttaacc tggtaagga aaattgctac 85380  
aaaaaaccca ggggtgctgga gcaagaagat ctcatgctgt gaccctctag agggaagcgc 85440  
tttctgttgt ctgaaagaaa agaacgcgct tccctataga gggttaccct ttgagaaaag 85500  
cagcattgaa gttgatgctg atcttgctaa tacatttgca gagcatgctt atcatcagac 85560  
ttggatgaag gtggggttct gttttttttt tttttctaag acaggatctc tgttgccag 85620  
gctggaatgt ggtggcactt ccaacctagc tctcttgggc tcaaatggct ctctctttt 85680  
ggatagagtc ttactctgtg acccaggtct gagtgacgtg gcgtgatctc agcttactgc 85740  
cacctccacc tcccagtttc aagccgttct cctgcctcag attcctgagt atctgggatt 85800  
ataggtacct gacaccacgc ctggctaata cttgcatttt tctttctttt ttctttctt 85860  
ttttttttt ttttttttga gatggagtct tactctgtca ccaggctgga gtgcagtggt 85920  
gcgatctctg cttatttcaa cctccgcctc ccagtttcaa gtgattctcc tgcctcagcc 85980



---

-continued

---

accgactaa ctaggatttc aggcgatgcac cacacgcctg gctaattttt tgtattttta 86040  
gtagagacag ggtttcacca tgttggtcag gctggtctcg aactcccagc ctctggtgat 86100  
cttcccgcct tggcctccga aagtgtggg attgcagga ttagccacce cgcccggcca 86160  
ttatatattc ttatatatat aataccatat acgtgcaaaa tactcttcta catgaagaga 86220  
atactottat atcactttgg ggtttttttt gtttgtttgt gtgtgtgtga gtgtatgttt 86280  
tatttgtttt tggataaggt ctggtctgt caccagctct agagtgcagt tgtgccatct 86340  
ctctcagctc actgcgactt ctacctcca cctaagcctg ctgaattagt gtctacaggc 86400  
atgcaccacc acacctggct ccgtttttgta ttttttatac acatgggctt acaccatggt 86460  
gccgagactg gtctcgaaca cctgagctca ggtgatactt cagtttcagc ctctaatgt 86520  
gctgggatta gaggtgtgag ccaccgtgcc ccaactgtag ttgtgtgttt ctgttcaaat 86580  
tttattgagg agtttttagg gcctagcctg tgatctaccc tggaggatgt ttgtgtgtac 86640  
aacaatgtat attctttaac atcgtagatt ccattttgga tgetcccate gggactgtgt 86700  
gtcccctgtc tggaaactctg gtgaacacct ggctcaatat ccatttctct tctctagaaa 86760  
tccagcccag ttctcttggg taaatataag gtacatatgt ctatgaggca ttgcttttgc 86820  
tctttgagaa caaaactcag gaggattgct ctttgatgaa caaagctaac ctgctgatcc 86880  
tttgaagcaa ggaactggag atggctcctt taggggttta tattctggat tccagaaaaac 86940  
atgcaaacag ggccaataaa tgcactcttg tttttgtgc cattttaacc ggggtgaagga 87000  
aaattccaac aaaaaacca gagtgttga gcaagaagat ctcatgctgt gaccctctag 87060  
aggaagcac tttctctgt ctaaaagaaa agaaagcct tctctttaga ggattactct 87120  
ttgagaaaag caacgttga gttgatgctt atcttggtaa taaatttga gagaatgctt 87180  
ataatcagac gtggatgatg ttgggtttc atgtttgttt tgtttgttt ttaatacagg 87240  
gtgtctgttg cccaggctgg agtgtggg tccctctcca acctagatct cttgggttca 87300  
agtggccctc ttttttggg cagagctctg ctctgtggcc ctggctggag tgcagtgtca 87360  
ggatctctgc tcaactacaac ctctgcctcc tgggtaaaag cgattctcct gcctcagcct 87420  
cccaagcaac tgggattaca ggcatgtgct acctgccc gctaattttt gtaatttctt 87480  
ttatttattt ttgagacaga gtcttactct ttcgccagg ctggagtga gtggtgcaat 87540  
ctcggctcac tgcaacctcc aactcccacc tcagcctcct gaatagctgt ctacaggcat 87600  
gcaccaccac acctggctaa cttttgtatt tttgtacag acatggtttc tccatgttgc 87660  
ctgggctggg cttgaaactcc tgaactcaag tgatectccc acctcggcct cctaaagtgc 87720  
tgtgattaga ggtatgagcc accgtgcccc acctgtactt gtgtgtttct gctcaaattt 87780  
tattggggag cttttatggg atagcctgtg gtctctctgg agaattttg tgtctatgac 87840  
aatgtatatt cttcagatg ttatgttcca ttttgatgc ttgcatggg actgtgtgtc 87900  
cctgtactga aactcagggt aacacttggc tctcctcca ttgctgttct ctagaaatcc 87960  
agcccagttc ccttgggtta agataaggta tgtctagcag gtattgctct ttctcttga 88020  
gacaaaactc aggaggattg ccccttgata aacaaggcta acctgctgat tctttgaagg 88080  
aaggaaactg agattgtcct ttaggggtt tatattctgg attccagaaa acacacaaat 88140  
agaaaacagg gcaataaat gcactttct tttcgagtcc attttaacct ggttaaggaa 88200  
gattccaaca aaaaatccac ggtgccacag caagaagatg tcaggctgtg tccctctaca 88260

---

-continued

---

gggaagcgct ttctgttgc tgaagaaaa gaaagtgctt ccttttagag ggttaccgtt 88320  
taagaaaagc aacgtttagg tggatgctga tcttggaat aatacatttg cagagcatgc 88380  
ttatcatcag agttggatga tggtaggggtt ctgttttttt gttttttttt ttctgagaca 88440  
gagtgtctat tgcccaggct ggagtgcagt ggcactttta acctagatct cttgggctca 88500  
agtggctctg ttttttggga taatctcaca ctgtgaccca gtccggagta cagtggcatg 88560  
aacaccactc attgcatgct ttgcctccca ggttcaagtc attcttatga cccagcttcc 88620  
agagcagctg ggattacagg catgagccac cacactggct aatttttgta tttttaatag 88680  
agatgggggtt caccatgttg gccaggctgg tctccaacta ctgacctcat gatccacca 88740  
cgtcggcctt ccaaaagtct gggattacag acgtgagcca ctgtgcccg ccaacacaga 88800  
gaatactctt atatcacttt ggggttgttt ctgtttgtgt attttttaa tttttttga 88860  
gacacagtct ggcgctatta cctaggttg agtgacgtg tgtgacctg gctcacagca 88920  
acctctacct cccagctgag cctcctgagt tagcatctgc aggcataaac cacaaacact 88980  
ggtaaccttt gtatttttg acacatgagg tttcaccatg ttgccaggc tagtcttga 89040  
ctcctgagct caagtaatcc tctgcctcc gactcctaaa gtgctgggat tacaggtgtg 89100  
agccactgca cccacactgt acttgtgat ttctgttcaa attttattga ggagctttta 89160  
cggcctagac agtagtctat cctggagaat gtttgtgtg atgacaatgt atattctttt 89220  
tttttatttt tattttttgg agacggagtc tcaactctgc acccaggctg gagtgcaatg 89280  
gcatgatctc ggttcaactga aaacctcgcc tcttgggttc cagcgatcct cctgtctcag 89340  
cctgctgagt agctaggatt acaggtgggc gcctggctaa tttagattcc attttggatg 89400  
ctcccacagg gactgtgtgt cctatgttg gaaactcagg gaacgcttgg ctcaaaaatc 89460  
cattgctggt ctctagaat cctgcctaat tctcttgggt aaagataagg tatatgtagc 89520  
aggcattgct ttttctcttt ggggacaaaa ctcaggagga ttgccccttg atgaacaagg 89580  
ctaacctgct gagccttga agcaaggaac tggagatggt ccttttaggg gtttatgttc 89640  
tggattccag aaaacatgca aacagggcaa ataaatgcat ctttattttg tgtccatttt 89700  
aacctggtca aggaaaatc caacagcaac atcaaaaaac cagtgttga gcaagaatat 89760  
gtcatgctgt ggcctccag agggaagcgc tttctgtgt ctgaaagaaa acaaagcgt 89820  
cccctttaga ggtttacgg ttgagtaaag cagcgttga gttgatgctg atcttggtaa 89880  
tacatttga gagcgtgctt atcatcagac gtggacgatg gtgggttct gttttggtt 89940  
tgtttttttc taagacaggg tctccgttgc ccagactgga gtgcggtggc acttctacct 90000  
agatctcttg ggtcagatg gtctctttt tatttcattt ttttaattgt ttgagatgga 90060  
gtctcactct gtcaccaggt ctggagtaca gtggcaggat ctccacaact acagcctccc 90120  
aggttccaga cattctccca cctcagcctc ccgagtagct ggaattataa gcaccaccg 90180  
ccatgccctg ctttttgtat ttttagacaa gaaagggttt caccatattg gccaggctca 90240  
tctcaactct tgcccttaag taatctctct ccttggcctc ccaaagtgt gagattacag 90300  
gcgtgagcca ccgcccag cctcaagtgg tcctcttgag tcagcctctc aagttagttg 90360  
gactacgtgg ggcgtgccac catacttggc taagtttta attttggta caattgggg 90420  
ctctttttcc caggatagtc tcatctccac agcttatgtg gtccctacag tgtgagccac 90480  
ctcgtcttga tgaccattt caaagagagt tgacatggcc aggcattgtg gggcacacag 90540

---

-continued

---

tcccagccac tgcagaggcc agggctcggag ggacctttga tttccagact gtaccatgca 90600  
ctgatcacac cttegaatag ccaactcgcct ccagcctggg ccaacatagc aagatcccat 90660  
ctctttaaaa acagattaca tggcacctgg ttacagaggc tccatttggg ttggttattt 90720  
gaaatgggtc tcccataat ttagtgtaat caatcgaat catttccttc attaagagag 90780  
taagtagccg gggcatggg cctcatgcct gtaatcccag cactgtggga ggcaaaggca 90840  
ggcggatcgc ctgaggcag gaggttcaaga ccagcctggc caatatggg aaacctatc 90900  
actactaaaa atacaaaaat tagccgggtg tggggcgtg aacctaggag gctgagggtg 90960  
cagtgagctg agattgcacc attgcactcc aacctgggag actgagctgg acttaaaaaa 91020  
aaggtaagta agccttcaag tctatccaat cttaatttgt aatctcaaat ggatgtccat 91080  
attaacaaaa ttttctgtt tttcctggtt gtgtcttttt agtttaatct tcttgtcctt 91140  
gacactgaaa ttttttctc tccaacaact tgccgtcgtt tctcgggaata gagctgcttt 91200  
ctctgcagga aggggtgtagt tgattcaacc gccaccact cacgccagcc ccgggtgagtt 91260  
ctttgactgc agcttccctg attatgctat tttctcggg taatgaacct aaggtacctc 91320  
gcatttaag gctagtgtct tgtaagctg tgaaatgtg gctgtggcta atatgagaaa 91380  
caaaactatg tagacaagat gagtctcagt ggcagtgata attgtcacat gggacaaaaa 91440  
cacagatact tttcacaaaa accttgagga ccctagaagg gcctctctag taacaggtgg 91500  
gatgcgccgc agctctcgtt gttgccgtag tgagcgatgc ctgttcgtcc agccctcaac 91560  
accttttact ccgtggaagt tatgcctgca ctggtttaca gaacctcctc tgactgggtt 91620  
tgaggtagag ctgaagggaa cctcagtgtc ccttgcaagt gggatgttca ctacgtagca 91680  
agagcacaaa ggtggagtg gttgggcttt agtttctatt gggtaaatga agctgaaatg 91740  
tagggcacat gagcacgta tcaatgtaca attgatttaa tttttgtatt ttagaaaacgg 91800  
aggtctcgt atgccgcca gggtagaatg tgctctctcc ctctcctctt cctagtatct 91860  
gggactacag gtgaatat ttaactatgc acaggcaaga agagggcaag gagggttctt 91920  
ttgtctgtc tttgactttg tgaggcagtg tcaactctgtc actcaagctg gagtgaata 91980  
atgtgatctc ggctcactgc aacctctgcc tcctgggttc aagcaat ttttttttt 92040  
tttttttgag tcagtatctc actctgtccc tcagggtgga gtgcagcggc ccagtctctg 92100  
ctcctgcaac ttctgactcc caagtaggta caattgcaga cacgtgtcac cacgcttggc 92160  
aaaatttttt ttgtat tttt agactggga ttttaccttg ttggcagggc tggctctggaa 92220  
ctcctgacct cagggtgactc gccacccttg gcctcccaac aagttatgct gatcttggtg 92280  
ataacttcgc agagcgtgct tccatcagac atggaggatg gtggggtcct gttttgtgt 92340  
tgttgttttt ctaagatagg gtctcttgcc caggctggag tgtgttgga cttccaacct 92400  
aggtgtcttg ggctcaaatg gtctcttttt ttcggacagt ctgtctctgt gacctatgct 92460  
ggagtgtagt gacgtgatct cagctcactg caacctccc ctcccagttt taggcagttc 92520  
tctgcctca cattcctgag tagctgggat tatagggtgc tgacaccatg cctggctaat 92580  
atttgcagt tattttattca tgtatttatt tgttttgaga tggagtctca ctgtcactca 92640  
ggccagaggg cagtggcagg acctcggctc actcaaacct ttgcctctca ggttcaagca 92700  
agtcttctgc ctcaacctcc tgagtactg gaatcacagg caccogtccac cacgcccggg 92760  
tacttttgta tttttttttt caccatgttg gccaggctgg tctgaaacct ctgacttcat 92820

-continued

---

gtgagccgcc	cgccctcagcc	acccaaagtg	gtgggattac	aggcataagc	cactgcgccc	92880
ggccaacaat	gtatattttt	caacatggga	gattcagttt	tgaatgctcc	catcgggact	92940
gtgtgtccct	gtgctggaac	tcaagtgaac	gcttggtcca	aaatccattg	ctgttctcta	93000
gaaatccagc	ccaattctct	tggttaaatg	taaggtatgt	gtagtaggca	atgctttttc	93060
tggagacaga	actcaggagg	attgtccctc	gatgatctag	gctaacctgc	tgagactttg	93120
aagcaaggaa	ctggagatgg	tccttttagg	gttttatggt	ctggattcca	gaaaacatgc	93180
aaacagggcc	aataaatgca	tcctcatttt	tgtgtccatt	ttaacctggg	gaaggaaaat	93240
tccaacaaaa	aaccacagct	gctggagcaa	gaagagctca	ggctgtgacc	ctctagaggg	93300
aagcactttc	tgttgcttga	aagaagagaa	agcgcttcct	tttagaggat	tactctttga	93360
gaaaaacaac	attgaagtta	atgctgatct	tggagatcat	gcttataatc	agacttggat	93420
gatgttgggg	ttttgtgggg	tttttttggg	tttttttccct	aagacagggt	gtctgttgcc	93480
caggctggag	tatggtggcc	cctccaacct	agatctcttg	ggttcaagtg	gccctctttt	93540
ttgggacaga	gtcttgctct	gtgaccctgg	ctggagctca	gtatcaggaa	ctttgctcac	93600
tgcaacctct	gcctcccagg	ttcaaatgat	tctcctgcct	cagcctcccg	agcagctggg	93660
attacaggca	tatgccacca	cgcccageta	atttttgtat	tattggtatg	tatttatttt	93720
ttaacttatt	catttttagag	acagagtctc	actctgtcgc	ccaggctgga	gtgcagtggg	93780
gcgatctcgg	ctcactgcaa	cctccaactc	ccagctcagc	ctcctgaata	gctgtctgca	93840
ggcatacacc	accacacctg	gctaactttt	ggtttttttg	tacagatgtg	gtttcccocat	93900
gttgcccagg	ttggtctoga	actccttagc	tcaggtgatc	ttccaccttg	gcctcctaaa	93960
gtgctaggat	tagtggtgtg	agctgtttgt	ccccacctat	actcgtctgt	ttctgctcag	94020
attttattga	ggagcgttta	cagggtagcc	tgttgtctac	cctgcaggat	gtttgtgcct	94080
acaacagtgt	atattcttca	acatcttaga	ttccatttcg	gatgocccca	tgaggactgt	94140
gcgctcctgt	actggaactc	aagcgaccac	ttggctcaaa	atccattgct	attctctaga	94200
aatccagccc	aattctcttg	gttaaagata	aggtatgtgt	agtaggcatt	gcctttttctc	94260
tttgggaaca	aaactcagga	ggattgcccg	ttgatgaaca	aggctaacct	gctgattcct	94320
tgaagcaaag	aactgcagat	ggctccttta	gggatttatg	ctctggattc	cagaaaaacat	94380
gcaaacaggg	caaataaatg	catctttatt	tttgcgtcca	ttttaacctg	gtcaaggaag	94440
attcccacaa	aaaatccaca	gtgccagagc	aagaagatct	caggctgtcg	tcctctagag	94500
ggaagcactt	tctgttgtct	gaaagaaaag	aaagtgcctc	cttttagagg	gttaccgttt	94560
gagaaaagca	acattgaagt	tgatgctgat	cttggttaata	cattttcaga	gcatgcttat	94620
catcagagat	ggatgatggg	gggcttctgt	ttttgttttg	attttttctt	tttttttttt	94680
ttgagatgga	gtttcgttct	tgctgcccac	gcaactagat	gtaggaatta	ttctttatgt	94740
gagcatatag	tacatggaac	tttgtttttt	tgagacaggg	tctccaaaat	atatacatgt	94800
tatcatataa	tcttctatgt	ataattatat	tcacacaaaa	tagtcttctg	cacacagaga	94860
atactcttat	atcactttgg	ggttgttttt	gtttgtgtat	tttttttttt	tttaattttt	94920
tttgagacac	catctggctc	tattgcccag	gctggagtgc	agtgttgtga	cctcaactca	94980
ctgcagcctc	tacctcccac	ctcagcctcc	tgaattagtg	tctacaggca	tgaaccacta	95040
cacctggeta	tcctttgtat	ttttacagat	gaggttttac	tatgttgggc	aggctagttt	95100

---

-continued

---

tgaactcgag ctcatgtaat tttcccgcct tcgactccta aagtgcctggg attagagggtg 95160  
taagccactg cactccaccc gtactctctgt acaaatgtta ttgaggagct tttacggcct 95220  
aggcagtgct ctatcctgga gaatgtttgt gtgtaagaca atgcatatcc tttttttctt 95280  
tcctgtcaacc caggctggag tgcattggca cgatctcgtc tcaactgcaac ctccgcctcc 95340  
cgggttcaag caattctcct gcctcagcct cctgagtagc tgggattaca ggtgggcacc 95400  
accacgcctg gcaaatntag attccatttt ggatgctccc atcatgactg tgtgtccctg 95460  
tgctggaact caagtgaoca tgtgactcaa tccattgctg ttctctagaa atccacctca 95520  
attctcttgg ttaaggtaa ggtatgtgta gtgggcattg cttttttctc ttggagacaa 95580  
aacttaggag gattcccctt gatgaacaag gctaactcgc tgagcctgga gattgtcctt 95640  
ttagagggtt atgttctgga ttccagaaaa cggtaaaaa gcgaataaat gcatctttat 95700  
atltgtgtcc atcttaacct ggtcaaggaa aatttcaaca aaaatcccag atggctggag 95760  
cgagaagatc tcattgctgt actctctgga ggggaagcact ttctgttgc tgaagaaaa 95820  
caaagcgctt ctctttagag tgttacggtt tgagaaaagc aacgttgaag ttgatgctga 95880  
tcttggaat acattcgcag agcatgctta tcaggcttgg atgacggcag ggttctgttt 95940  
tggttttatt tttttccaa accagtcctt gttgccagg ctggagaggg aggggttga 96000  
ctccaaacta gatctcttgg ggtcatgtct tgctctatta ttattattaa ttcttatttt 96060  
tgtgtgtgtg tgagacggag tctcgtctcgc tcaccaggtt ggagtccagt ggcggaatct 96120  
cagctcactg caacctccga ctccgtggtt caagcgatcc tctgcctca gcctcctgag 96180  
tagctgggat tacaggcacg caccgccaatg ccgagcctaa ttttgatttt ttagtagaga 96240  
ccgggtttca ccacgttggc caggatggtc tcaaacctct gacctcatga tccaccgcgc 96300  
tcggcctccc aaagtgcctg gattacaggt gtgagcctcc gtgcccagcc tgttatttta 96360  
ttttgtttta ttttatttat tttattttat tttgagatgg agactggctc tgtogcccag 96420  
gctggaatgc agtggcagga tctccactca ctgtaactcc cacctctgct gccccaggctg 96480  
gagtgacagt gcaggatctc cactcaccgt ggagttccag tgattcttcc accttagcct 96540  
cgcaaatagc tggattatac agcaccacc aacacaccct gccaattttt gtatttttag 96600  
acaagaaagg gtttcgcat gttggccagg ctggtctcga ctctgacct taagtgatcc 96660  
acctccctgg cctcccaaag tctggtggat acaggcgtga gccaccacgt ccagcctcaa 96720  
gtggtcttct tctcagcctc gcaagtagtt gggctcaggt ttaatttttt ggtagagatg 96780  
gggtctcttt tgctgggat ggtctcagct gagcttaagt gatcctaaat gtgtgagcca 96840  
ccttgccca tttcaaagat aggtgacacg gccaggcatc ctgggacaca cagggtccca 96900  
gttactgcaa aggctagggt gggagggctc tttgatttta aggctatacc atgcaactgat 96960  
cacacctttg aatagccact gcactccggc ctgggccaca tagcaagatc ccatctcttt 97020  
aaaaacgcag attacatgcc atctggttcc tgaggctcca tttgggttgg tcaactcaaa 97080  
tacaggcctt tcatcagttt agtttaatac atccaaacca tgtttccttc attaggagag 97140  
taagggccag gtgtgtaatc caagcacttt gggagactga agcaggcggg tcaggaggtc 97200  
aggagtctga gaccagcctg accaatatgg tgaaacccc tctctactaa aaatacaaa 97260  
attaagtggt cgtggtggtg cgtgcttcta atcccagcta ctcaggaggc tgaggcagca 97320  
gaatctcttc aaccaggag gcggaggttg cagtgaacca agatcgcgca ggtgcactcc 97380

---

-continued

---

agcctgggag acagagcgag gctccatctc aaaacaaaac aaaacaaaaa atataggcct 97440  
ccacatctat ccagtcctatt ctgtaatccc aatggatgtc aatattaata caatgttctt 97500  
atTTTTtcta tttatttga tctTTTTtagt tgaatctcct tgtccctgac actaaatTTT 97560  
TTTTatTTTT atTTatTTat TTTTTtgaa acagtcttgc tctgtcgccc aggetgcagt 97620  
acagtggcgc aatctcggct tactgtagcc tctgtctccc gggttccagt gattctcctt 97680  
ccccaaactcc cgggtaactg ggattttcag gcacacacca ccaccccagc taatTTTTTT 97740  
gtacgtttag tagagacagg gtttccocat attgggcagg ctggccttga actcctgaac 97800  
taagtgatc cgcacactc ggctcccaa agtgctggga ttagggataa ggctaacctg 97860  
cttattcttt gttagcaagg actggagatg gtcattttag gggtttatgt tctggattcc 97920  
agaaaacatg caaacagggc caataaatgc atcctcattt ttgtgtccat ttaacctgg 97980  
gcaaggaaaa ttccaacaaa aaaccagag ttctggagca agaagatctc atgctgtgac 98040  
cctacaaaagg gaagcacttt ctcttgcca aaggaaaaga aggcgcttcc cttggagtg 98100  
ttacggtttg agaaaagcag cgttgaagt gatgcttacc tcggtaatac attttagag 98160  
catgcttacc atgaggcttg gacgatggcg gggttctgtt ttggTTTTgc TTTTTattc 98220  
taagacagga tctctgttgc ccagctgga gtgctggggc acatccaacc taggtctttt 98280  
ggattcaaat ggTTTTTTta gcggacagag tctctctacc acccaggctg aagtgcagtg 98340  
gtgtgatctc ggctcactgc aaectccacc tcccaggttc aagcagatct cctgcctcag 98400  
cttcccaagt aggtgagatt acaggtgccc atcaccacac ctggataata ttttctttt 98460  
ttaaattca tttatttatg tttttgagat ggagtctcac tgttaccag gctggagggc 98520  
cgaggcgtga tctctgtca gtgcaacctc tgcctccgg attcaagcaa ttcttctacc 98580  
tcagcctcct gagtagctag aattacggga gcccaaccacc acacctggct actTTTTgtt 98640  
TTTTgtTTTT tgtTTTTTTT ttagtagaga tgggatttca ccatgtttgc caggctggtc 98700  
tcaaacctc gacctcaagt tagccaccgg cctctgcctc ccaaagtgtc gggattacag 98760  
gcatgagcca ccacgcttg cctaattttt atattttcag cagaggcggg gtttcccat 98820  
gttgccagg ctggttgca actcctgacc tcaggtgatc tgcccacctc agcctcccaa 98880  
agtgctaaga ttacagcgt gagccaccac acatggccat taacacctt tagtccatgg 98940  
aaattattct ggcactgatt tataaagcct catgtggggc caggtagagt caaaggggga 99000  
cctcagtgtc ccttgcagat gggatgtgct cagcaagagc acggaggtgg agtgcattgg 99060  
gtttgagttt tcaactggga aatgaaacca acatcttggg tgcattacca ggtcatatat 99120  
gcagtcatat atgcaatat catgggtggg ggtgctcta atcccagcta ctcaggaggc 99180  
tgacgcagaa gaatcgcttg aaccaggag gcagaagttg ccatgagccg agatcccacc 99240  
accgcatcca gcctggcgg cagagtgaga ctccgtgtca aaaaaagaa gatctcaggc 99300  
agtgacctc tagatggaag cactgtctgt tgtataaaag aaaagatcgt gcatccctt 99360  
agagtgttac tgtttgagac aagcaacgtt gaagatgctg ctgatcttgg taatacattt 99420  
gcagagcgtg cttatcatca gacttgcatt atgtcggggc tctgtttgtg atttgaatt 99480  
tttcaagac aggttttcta ttgccaggc gtgggtggat agcaccttcc accaagattt 99540  
cttggcctta agtggctctc tttttatttt ttgatttttt gagacacact cttgtttcgt 99600  
tgaggagtga gtagcaggat ctctgtctac cggaaactcc acctctcggg ttccagtgat 99660

---

-continued

---

tctcccact cagcctgccg aattgttggg aattcaggca tcaggcacc accatcgtgt 99720  
cctgcactct tgctgcccat cctggagagc actggcatga tctaggctca ctgcaacctc 99780  
cgctcctgg gttcgagtga tgettctgcc tcagcctccc aggtagtgg gattacaggc 99840  
acctactgcc ccaccagct aatttttatg tttttagtag agacggggtt caccatgttg 99900  
gccaggctag tcttgaactc ccgctttcag gtgatccact agcctgtgg ctatcctgga 99960  
ggatgtttgt gtgtgtgaca atgtatattc ttcaacatct tagactccat tttggatgct 100020  
cccatcggaa ctatgtatcc ctgtgctgga actcaagtga aactcagct caaagtccat 100080  
tgctgttctc tagaaatcca gcccagttct ctgggttaa tataaggtat gtgtagtagg 100140  
cattgctttt tctctttaga ggcaaaactc aggagggttg ccccttgatg aacaaggcta 100200  
acctgcagag ccttgaaga aaggaactgg agatggctct tttaggggtt tatgttctgg 100260  
attctagaaa acaggcaaac agggccaataaatgcattc tattgttggg gccattttaa 100320  
cctggtcaag gaagatttca acaaaaaacc cagagtgtct gagcaagaag atcccatgct 100380  
gtgacctcc aaaggaagc gctttctgtt tgtttctct taaacaaagt gcctccctt 100440  
agagtgttac cgtttgggaa aagccacgtt gaagatgatg ctgatcttg taatacatt 100500  
gcagaccatg cttgtaatca gacttggatg atgttgggag tctgtttttt tgtttgttg 100560  
tttggttgg tttttgttt gttaggttt tgtttttgt tttgggtgt gtgtttgtt 100620  
ttgtgtttt tttttttct aagacaaggt ctctgttgc caggagagac tagagaagca 100680  
cttttaaga taggcctgtt gggctcagat ggtccttta tgggatacag tcttgcctg 100740  
tgaccagac tggagtgcag tggcgcgatc ttggctcaat gcaacctcca cctcccgggt 100800  
tcgagtgatt ctctgcctc agcttctctg gtactggga ttacagatgc ctgacatcac 100860  
actcgctaa tattgtatt tttcttttt atcattcat tcatttttga gatggagtgt 100920  
tgctgtcacc cagcctggag ggcagtggca tgatccggc tgactccaac ctctgcctc 100980  
caggttcaag ccattctcct gcctcagct cctgagtagg tggaaatca ggcaaccacc 101040  
actacaacca gctacttttt gattttgatt ttttttttt ttttttttt ttagtaaagg 101100  
tgggtttca ccatgttggc caggctagtc tcaaacctc gacctcaagt gagccgctgg 101160  
cctcggcctc ccaaaagtgt gagaatacag gcgtgagcca ccgggcacag ccatcagcac 101220  
ctttacttt atgaaaattt ttctggcact ggtatagaac ctacgtggg gtcagggtga 101280  
gttgaggga cctcagtgtc cctgcagatg ggatgagcaa gagcacggag gtggagtgca 101340  
tggggcttca gtgtttattg gggaaatgaa gctgaaatct ggggtgatga ccaggagata 101400  
aatgcatgag acggcggctc cactatgctg ccttggctga agtgggctta gatcctcctg 101460  
cctctgcccc tccccagtc ttggtagatg ggaccacatg tgaatattaa cccccatgc 101520  
acagacaaga agaaaatgag gactgttctt tggttcctac ctgacccag ttaaacttgt 101580  
attttagata aacaatgtat ttgagatgta cttgaacaac aaacgatttg ctgttcagg 101640  
gtggcatct ttgtttgtt ttttttttc ctaattttaa atatgggact agtgtgcata 101700  
tgggtgctct tgtctgtaat tctgcactt tgtgaggctg agacaggagg atcacctgag 101760  
atcagttgtt cgagaccagc ctggccaaca tgaagccagg aggtgagct ttcagtgagc 101820  
tgaatcttc tgctgcactc caccctgggc aacagagtga gactcagct caagaaagta 101880  
aaaaataggc cgggcggctt ggcgcagtc tgtaatccca gcactttggg aggccgagac 101940

---

-continued

gggaggatca cctgaggtca ggagttcaag accaacaggg ccaacatggc aaagcctcgt 102000  
ctctactaaa aatacaaaaa ttagctgggt gcaatgggtc acatctgtaa ttccagctac 102060  
tccggaggct gaggcaggag aatcccttga acccaggagg aggagatttc agtgagctga 102120  
aatcaagcca tggcattcca gcttgggcca gagagcaaca ttccgtctca aaaataaatg 102180  
aataaataaa ataataaaaa ataataagat aaatatggga catcataaat ttgggtgtca 102240  
cctttgtgta gcagccagcg taatctctgt cattccaatt tttttttatg tgaactgcc 102300  
aagcaagcac ttgtgtagga atttttcttc ctgtgagcat acaatatatg gaactttctt 102360  
tgacacaggg tctcagaat atagtgtata tatttcgtta tatatatact tatatataat 102420  
ataatcatat acacacaaaa tactgttcta aatacagaga ataactctgat ataaccttg 102480  
gtatTTTTTT ctttcttTgt gtgtgtatgt tttttatttg tttggctggg tttttttgt 102540  
ttttgttttt tgtttttTgt tttttgtttt tgtttttTgt ttgagacaga gtctcactct 102600  
gtcgcagagg ctggagtcca gtgacaggat ctggggtcac tgcaagetcc gectaccggg 102660  
ttcacgccat tctcctgect cagcctcctg agtagctggg accacaggca cccaccacca 102720  
cacctggcta attttttttt gtatTTTTtag tagagacagg gtttcgcat gtttagccag 102780  
atgatctcga tctcctgacc tctgtatcca cccgcctcgg cctcccaaag tgctgggatt 102840  
acaggcgtca gccaccgcgc ccggccagtt ggttatTTTT gagacaaggt ctggctctat 102900  
caccaggtct ggagtgtagt ggtgcgatct tggctcactg caacctccac ctccaccta 102960  
aacctgctga attagtgtct acaggcatgc accaccacac ctggctcact tttgtgtttt 103020  
tcatacacat gggtttacac catgttTctg gggctggTct caggaactcc tgagctcagg 103080  
tgatcctccc gtcttggccc cctaagtTgc taggattaga ggtgtgagcc aaccacccc 103140  
accatactt acgtatttct gttcagattt tattgagttt ttatgaccaa gcctatggtc 103200  
tatcctggag aatattTgtg tatgtgacaa tgtatattct tcaacatcgt agactcgatt 103260  
ttgggtgctc ccctcgggac tgtgtgtacc tgtcctggaa ctcaagtcca cccttggctc 103320  
ataatccatt gctcttctcc agaaatctta ccaattctcc tgcttaaata taagctacgt 103380  
gtagtaggca ttgttttttc ttagcagata cgaaactcag gaagattgtc ctatgataaa 103440  
caaggctaac ctgctgattg tttgaagcaa ggaactggag atggctcctt taggggttta 103500  
tgttttggat tccagaaaac gtgtaaacag ggccaatacg tgcattctta ttttTgttcc 103560  
agttagcct ggtcaacaaa aatgtcaaca aaaaaccag agtctgggag taagaaggtc 103620  
tcgggctgtg actctccaaa ggaagaatt ttctctTgtc taaaagaaaa gaacgcactt 103680  
cccttagag tgttaccgtg tgagaaaagc aatgtgaag ttgatgctga tcttgcaaat 103740  
aaccttgcag agcctgctta taatcagact ttgacaatgg tggcgtctg ttttttttt 103800  
tctaagacag gatctctgtt gcccaggctg gagtatggg gcacttccaa cctaggtctc 103860  
ttgggctcaa atggtctct tttttgggac agagtctTgc tctgtgacce aagctagacc 103920  
acagtggcac gatcttggct cacggcaatc tctgcctccc agtttcaagt gattccctg 103980  
cctcaacttc ctgagtagct gggattatag gtgtctgaca ccatgactgg ctataatTTT 104040  
cattttctt atttatttat ttttgagtct cgctgtctct caggctggag tgcagtggca 104100  
gcctttgcct cttgggttca agcaatTTTc ctgcctcagc ctcccaagta gttggaatta 104160  
tatgtgtcac catcatgcc tttttgtttt tttttagtag aaaatgggtt tcaccacgtt 104220



-continued

---

ggccaggcta gtctcaagcc cctgacctca agtgatcctc ccgcctcaga ctcccaaagt 104280  
gctgaaaatg caggcgtgag ccaactgcacc gagccatcaa caccttctac tccatggaaa 104340  
tgatactggc gctggtttat agaacctcac ttggggtcgg gcagatttaa aagggaacctc 104400  
aggctgggtg tgggtggtga cgcctgtaat cccagcaactt tgggaggccg aggcggtggg 104460  
atcacgaggt caggagatcg agaccatcct ggctaacatg gtgaaacctt gtctctacta 104520  
aaaatacaaa aaattagcca ggcgtggtgg cgggtgcctg tagtccagc tactcgggag 104580  
gctgaggcag gagaatggtg tgaaccggg aggcggagct tgcagtgagc cgagatggca 104640  
ccactgcact ccagcctggg cgacagagca agactctgtc tcaaaaaat aaataaataa 104700  
ataaggggtt gggggacctc attgtccctt gcagatggga tgtgccctgc ttagcaagag 104760  
cacggaggtg gagtgcattg ctttgagttt tcaactgggc acggaggtgg agtgcattggc 104820  
tttgagtttt cactgggtaa atgcagctga actcttggtt gcacgaccag gtcattatgtg 104880  
caacgagaca ggggtctcac tatgctgcc ccagctaaaat gggcttaggt ccttttgctt 104940  
ccacctctcc ccagtcctta gtactggtga ctacatgtga atattaacca tgcacaggca 105000  
agaggaaaaga aaggaccgtt ctttggttca cacctagccg ccagtcaaat tagtatttta 105060  
gatgaagact gcatttgaga catactttaa caacaaatga tttgctgttt aggtgtgggc 105120  
atctttcttt tttcctagtt ttaataatgg caccaggcag agtacagtgg cccacgctg 105180  
taattccagc actttgggag gctgagacag gaggatcacc tgaggtcggg aatttgattc 105240  
cagcctggcc aacatggtgc agcccatct ctactaaaaa taaaaatta gccagcatg 105300  
gtggtggtat atgctttaa tcccagctac tctggaggct gaggcaggag agtcgcttga 105360  
agctggaagg ctgatctttc aatgagctga gatcaccca ctgcaactca gcctcggca 105420  
aaagagttag actccatctc aaaaacataa aaaataggcc agacacggtg gtccactcct 105480  
gtaatcccag cactttgaga ggccaggaca ggcgatctc ctacagtcag gagtccaaga 105540  
ctagctgggc aaacaaggca aaacctctc tatactaaaa ttaggaaaaa tggctgggaa 105600  
cagtggtgga cacctgtaat ctacagctact tgggaggcca cggcaagaga atctctttaa 105660  
cctgggaaaa ggagattgca gtgagacgaa atcacacctt tgtactccat cctgggtgac 105720  
agagtggatg tctgtttcaa aaattaataa aataggcaga gcacagtgac tcatgctctg 105780  
aatcccagaa ctttgggagg ccgaggtggc ggatcacctg aggtcgggag ttcaagacca 105840  
gcctaaccac cacgtagaaa ccccatctct actaaaaata caaaattagc cgggcatggt 105900  
ggcgcatgcc tgtaatccca gctgctcggg aggttgaggc aagagaatca cttgaacccc 105960  
agggggcgga ggttgtggtg agccgagatt gtgccattgt attccagcct gggcaacgag 106020  
tgaaactctg tctctaaata aataaataaa actattaaat aaacattaaa cgtaaaaaa 106080  
taaaaaataga taaatatgag atcatcatga atttgagtg cacctttgcg cagggeccat 106140  
ggtaatcttt gtcattccaa ttttttcctg cgtgctgcca aagctagcac ttgtgtgtag 106200  
gaagtattct tcctgtgagc atacaatata tggaaagtctc ttttattatt attatttttt 106260  
atgtttttgc gactgagttt tgcctctgtc gcataggctg aagtgcaatg gtgtgatctg 106320  
ggctccctgc gatgtccacc tcttggggtt aagcgactct cctacctcag cctcctgagt 106380  
agctgggatt acaggcatac acttccaggg ctagctaatt tggttgattt tagtagacgg 106440  
gatttctcca tgttggctcag gctggtctca aactccgac ttcaggtgat ctgcccacct 106500

-continued

---

tggctttcca aagtactggg attgcagaca gccaccgagg ctggccttca tatattctta 106560  
tatatataat atcatgtaca cacaaaagac tcttttacac cctgagaata ctcttatatc 106620  
actttgggca tttttttggt ggtgtgtgca ttttttggtt gttegttcgt ttgtttttga 106680  
gacaagatct ggccctgtca cctatgctgg agtgcagtgg tgtgatctcg gctcccggca 106740  
acctcaacct cccacctcag cctcctgaat tagtgtctac aggcattgca ctctatacct 106800  
ggctaacttt tgtattttta cagatgaggt tttaccatgt ttcccaggct ggtgtctaac 106860  
tcctgagaat ataaggtata tgtagtaggc gttgcttttt ctctttgaag acaaaaacca 106920  
ggacagttgt ccctcgatga acaaggctaa cctgctgaac gtttgaagca aggaactgga 106980  
gatggtcttt gtatcggttt atgttctaga ttccagaaaa tatgcaaaca ggaccaataa 107040  
atgcatcttt atttttgtgt ccattttgac caggccaagg aaaatttcaa caagaaacct 107100  
agagtgcagg agcaagaaga tctcaagctg tgagtctaca aagggaagcc ctttctgttg 107160  
tctaaaagaa aagaaagtgc ttctctttgg tgggttacgg tttgagaaaa gcaacgttga 107220  
agttgatgct gatttcggta atacatttgc agagcatgct taccacactt ggacgatggt 107280  
ggggttctgt tttggttttg cttttttatt ctaaggctct gtgttgetca tgctggagtg 107340  
cagtgacatg tccaatatat ctcttggtt caaatggta gcctgggcaa cacagggaaa 107400  
ttctgtctca aaaaataaac aaatgaataa aaatacaaaa taaagccggg catggtggct 107460  
catgcctgta atcccagcac tttgggaggc cgatgcagg agatcatctc aggtcaggag 107520  
tttgagacca gtctgaccaa cgtggtgaaa atccgtctct actaaaaata caataacaac 107580  
aaaaattagc ccagtgtggt ggtgggcacc tgtaatccca gctacttagg aggctgaggc 107640  
aggagaattg cttgaaccgc ggaggcagag gctgcagtga gccgagattg tgccacagca 107700  
tccagccagg atgacagagt gagattccgt ctgaaaaaaaa aaaaaaaaaa aaaaagctgg 107760  
gcgctgtggc tcacgcctgt aatcccacca ctttgaaagg ccgaggcggg tggatcacga 107820  
ggtcaggaga tcgagaccat cctggctaac acggtgaaac cccatctcta tttaaaaata 107880  
caaaaaatta gcgaggcgtg gtgggtgggt cctgtagtcc cagctaccgc ggaggctaag 107940  
gcttgagaat ggcttgaacc caggaggcgg agcttgcagt gagccgagat cgtgccattg 108000  
cactctagcc tcggcaacag agcaagactc cgtcaaaaag aaacaaaaac aaaaacaaaa 108060  
aaaagaacct tacagtactg gagcaagaag acctcatgct gtgacctct agatggaage 108120  
actgtctgtt gtctaagaaa agatcgtgca tccctttaga gtgttactgt ttgagaaaag 108180  
caacgttgaa gatgctgctg atcttggtaa tacatttga gagcgtgctt atcatcagac 108240  
ttgcatgatg ttggggttct ctttggtttg tttttttcca agacaggttc cctggtgccc 108300  
aggcgggagt ggggtggcacc tccaaccgag atctcttggg ctcaagtggg gatcttttta 108360  
tttttgattt tttgagatgc gctctcattc cgtttcccag gctggagtgc agcggcagga 108420  
tccctggtga ccgaaaactc cgcctcccag cttegggcca ttctcccacc tcagcctgcc 108480  
gaatagttgg gaatagagat gcccgccatc gtgtcctgct agttattatt tttattggtg 108540  
ttgttgtgtg tgagatggag tttcactctt gatgtccagg ctggagtgca gtgttgcaat 108600  
ttaggctcac tgcaacctcc acctcctggg ttcaagcagat tctcctgccg cagcctcctg 108660  
ggtagctggg attacagggt cctactgccc caccagcta atttttgtgt tttgaaataga 108720  
gactgggttt caccatggtg ggcaggctgg tctcaaaactc ccgacctcag gtgatccacc 108780

-continued

---

agccttgcc tcctaaagtg ctgggattac aggcgtgagc caccgcccct aatctcacgt 108840  
ggctccttag agtcagccta gactctggtc tatcctggag gatgtttgtg tgtgagacaa 108900  
tgtatattct tcaacatcag cccaattctc ttagctaaat gtaaggatg agtagtaggt 108960  
attccttttt ctctttgggg acaaaactca ggacgatcgc cccttgatga acaaggctaa 109020  
cctgctgagc ctttgaagca aggaattgga gatggtcctt tcaggggttt atgttctgga 109080  
ttccataaaa catgtaaaaca gggccaataa atgcattttt atttttgtat cegttttaac 109140  
ctggccaagg aaaattccaa caagaaacc agagtgtgag agcaagaaga tcccatgctg 109200  
tgacctcta gaggaagcac tttctgtttg ttgtctgaga aaaaacaaag tgcttcctt 109260  
tagagtgtta cegtttggga aaagcagtgt tgaagttgat gctgatgttg gtaatatatt 109320  
tgcattgctta ttatcagact tggatgatgt tggggttctg tttgttttt gttttctaag 109380  
acagggcttc tgtggccag gctggagtac agaggcactt ccaacctagg tctcttgggc 109440  
tcatatggtc ctttttggga cagtcttct ctgtgaccca ggctggagtg cagtggcacg 109500  
atcttggctc actgcaatct ccacctcgcg ggttcaagct attctctgc ctcagcttcc 109560  
tgaatagctg ggattgcagg ggcggacat cacacttggc taatattgt atttttctt 109620  
tttattcatt tattttttt tgagatggag tctcgttctc ccagctggag agcgggtgca 109680  
tgatcccagc tgactccaac ctctgcctct caggttcaag caattctct gcctcagcct 109740  
ctgaagtgc tgaaactaca ggtggccgcc accacgcctg gctacgtttt gaatttttt 109800  
ttttttttt ttcagtagag atggggctta ccatgttggc caggctggtc tcaaacccct 109860  
gacctcaagt gagccactca ccttggcctc cgaaaatgct gagaatacag gcatgagcca 109920  
ccaccgcgcg cctccaaag gcgtgagcca tgggtcgtgg ccatcaaac ctcttactt 109980  
atggaaattt ttctggcact ggtatagaac ctccatggg gtcaggtgga gttgagggga 110040  
cctcagtgtc cctgcagatg ggatgagcaa gagcacggag gtggagtgca tggggcttca 110100  
gtgtgtattg gggaaatgaa gctgaaatct tgggtgcatg accaggagat aaatgcatga 110160  
gacgggggtc tcaactatgct gccctggcta aagtggctt agatcctct gcctctgccc 110220  
ctcccaggcc ttgttagatg ggactacatg taaatattaa cccatgcaca ggcaggaaga 110280  
aagtaaggac ctttttttg ttcgtcccgg ccctcagtta aacttgtgtt ttagataaac 110340  
aatgtatttg agatgtgctt aaacaataaa tgatacgtta tttaggtgtg ggcattttg 110400  
tttccccta attttaatga tgggactagt ccaggtatgg tggctcctgc ctataattcc 110460  
agcacttttg gagccgaga caggaggatc acctgaggtc agttgttca gaccggcctg 110520  
gccaacatgg tgaaccccg tccatactaa aaatacaaaa atcagccagg cctggttga 110580  
cacacctgta atcccagcta ctccggaggc tgaggcagga gactcgttg aagccaggag 110640  
gctgagcttt cagtgagctg agattgcgcc actgcattcc agcctgggca actgagtgag 110700  
tctcagtgtc aacaaagtaa ataatagtct aggcacagcg gcacacgctt gtaatccag 110760  
cactttagga ggctaagacg ggaggatcac ctgaggtcag gagttcaaga ccaacggggc 110820  
caactgggca aagcctgtc tctactaaaa ctacaaaaat tagctgggtg cgggtgtgca 110880  
catctgtgat tccagctact cgggaggcca agacaggaga accacttga cccaggagga 110940  
ggcgatttca gtgagctgta atgaagccat ggcattccag cctgggccac agagcaagat 111000  
tccgtctcaa aaataaataa aacaaataaa aatacgtaga taaatacggg accgtctgta 111060

-continued

---

atttgagtgt cacctttgtg gagcagccac ggtaatctct gtcattccaa tttttttat 111120  
gtgcactacc aaagcaagaa cttgtgtagg aattattctt cctgtgagta tgcgatgtat 111180  
ggaactttcc ttgagacagg gtctcaaaaa tatatcatgt atattttata tattcttate 111240  
atataataa taatcatgta cacacaaaat actcttctaa atacagagaa tactctgata 111300  
tcaccttgog tattttttgt ttgcatgtgt ctgtgtttgg ttgttttttt tttgtcatat 111360  
ttttgtatcc ctacttatat atttttttt aattttatta ttatacttta agttctaggg 111420  
tacatgtgca caacgtgcag gttagttaca tatgtataca tgtgccatgc tgggtgtgctg 111480  
caccattaa ctcacatcatt agcattaggt atatctccta atgctatccc tccccctac 111540  
cccccccaa caacagtccc cgggtgtgga tgttcccctt cctgtgtcca tgtgttctca 111600  
ttgttcagtt cccacctatg agtgagaaca tgcggtgttt ggttttttgt ccttgcgata 111660  
gtttgctgag aatgatgggt tccagtttca tccatgtccc tacaaggagg ttggttattt 111720  
ttgagacaag gtctgactct atgcgccagg ctggagtgta gtggtgccat ctggetcac 111780  
tgcaacctcc acctcccacc taactctgct gaattagtgt ctgcaggcat gcacaaccac 111840  
atctggctca cttttgtatt ttttatacac atgggtttac accatgttgc aggcgctggt 111900  
ctcaaaactcc ctcccaagct cagggtgatcc tctgtctcag cctcctaaag tgetgggatt 111960  
agagggtgta gccaccacac cccactggta tttgtgtgtt cctgttcaaa ttttattgag 112020  
gagtttttat aaccaagcct gtgggtccatc ctggaggatg tttgtgtgca tgacaatgta 112080  
tattcttcaa catcgtagac tcatgtttgg atgctcccat cgggactgtg tgtccctgta 112140  
ctggaactcg agtgaacact tggctctaag ttcattgctg tttctagaa atccagccca 112200  
attctcttgg ttaaatataa ggtgcacgta gtaggcattg ctttttcttt ctggagacaa 112260  
aactcaggag gattgcccct tgatgaacaa agctaacctg ctgagacttt gaagcaagga 112320  
actggagatg gtccttttaa gggtttatat tctggattcc agaaaatgtg caaacagggc 112380  
caataaatgc atctttattt ttgtgtccat ttaacctag tcaaagaaaa ttacaacaaa 112440  
aaatccacag tgetggagca agaagatctc atgatgtgac catctggagg taagaagcac 112500  
tttgtgtttt gtgaaagaaa gtgcttctt tcagaggggt actctttgag aaaagcagca 112560  
ttgaagtga tgetgatcct ggttaatacat ttgaagacga tgettatcat cagacttga 112620  
tgatcttggg gttttgtttt tttctaagac aggggtgctg tagcccagge tcatgtgagg 112680  
tggcacttcc aacctagatc tcttgggctc aacaagtagc cctcttttcc ggacagagtc 112740  
tcgctgctgt accctagctg gagtgcagtg gcaggaactt ggctcactgc cacctctgcc 112800  
tcttgggttc aagcaattct cctgctcag cctcccagc agggttatag gcatgtgcca 112860  
ccacacctgg ctaatttttg cattttatta tcatgtgatt gattgattgt tgagacagag 112920  
tctcactctg ttgccagggc tgtagtgcag tgggtgtgac tggctcact gcaacctcca 112980  
cctcccact cagcctctg aatacctgtc tacaggcatg caccaccaca cctcgccaac 113040  
ttttgtgttt tttgtacaga tgaggtttca ccatgttgc caggctggtc ttgaaccct 113100  
gagctcaagt gatcctccca cctcggctc ctaaagtgtg agtcactatg tcccgcctca 113160  
cttgtgtgtt tctgcttaca ttttattgag gcgatttttt ttttttttt gagacggagt 113220  
cttggctctg tacctaggtc ggagcgcagt ggccgatct tggctcactg caagctccgc 113280  
ctcccaggtt catgccatc tctgctcctc gctcctgag tagctgggac tacaggcgc 113340

---

-continued

caccaccaag cccggctaata ttttttgat ttttagtaga gatggagttt caccttgta 113400  
gccaggatgg tctagatctc ctgacctgt gatcctccc cctcggcctc ccaaagtgt 113460  
gggattacag gcatgagcga cegtattgag gcgcttttac aacatagcct gtggtctatc 113520  
ctggggaatg tttgtgtgtg tgacaatgta tattcttaga catcttagat tccattttg 113580  
atgctcccat cggactatg tgttcctata taggaactca agtgaacact tggcttaaaa 113640  
tccattgtc ttgtctagaa atttagccca gttatcttg ttaaagataa ggtgtgtctg 113700  
gtaggcatg attttcttt cggagaaaa aacttaggag gatttctct tgatgaaca 113760  
ggctagcctg ctgagcctt gaggcattgg acctggagat gatcctgtga ggggtttatg 113820  
tttttgatt caggaaacac accagcagga caaataattg catctttatt tttgtgtcta 113880  
ttttcaccag gctaaggaag attccaaca catatccatg gtgctgaagt aagaagatct 113940  
cgtgctgtga ccctctagag ggaagcactt tctgttgaaa gaaaagaaca tgcactctt 114000  
cagagggta ctctttgaga agagcaactg ttagtttgat gttgatctg gtagtacatt 114060  
tgcagagcat gctttatca tcagacttg ctgatggtg tgtctgttt tttgtgttg 114120  
ttttctaaa caggatgtct gttgccagg ctagggtgtg gtggcactta caacctagat 114180  
ctctagggt caaatgttc tctattttg ggcagagtct tctctgtga tccaggctg 114240  
agtgcagtgg caggaactct gctcactgca acctccgct cccgggttca agtgattttc 114300  
ctgccttgg tttctgagta ggtgggatta caggcgcaca ccaccacacc cagctagat 114360  
ttgtagttt ctctattatt ctctttttta ttttaattt tgagacgaag tctcgtgtt 114420  
gcctacggtg gagtgcagt gcgtgatct ggctctctac aacgtctgct tcccaggttc 114480  
aagcaattct gctgcctcag cctcccagat agctggaatc aacaggaaca caccaccatg 114540  
cctggctact ttttgattt ttttttagta gagacggagt ttcaccatgt tggccaggct 114600  
ggtctcaaac tcctgacct atgtgagcca cccacctcgg ccttccaaag tgctggaatt 114660  
acaggcatga accacgact ctggcctaata tttgtattt ttagaagaga cagggtttca 114720  
ccatgttggc caggctggc tcagctctg acctcaagt atctctccc tggcctccc 114780  
aaagtgtgg gattacaggc gtgagccacc tcgcccagcc tcaagtggc ctcttgactc 114840  
agcctcccat gtatgtggga ctacatgggg cgtgccacca cacttgcta agttttta 114900  
ttttcataca gatatgatct ctgttctca ggaaggctc aacacctgag ctcaaggatt 114960  
ccacaggcgt gagccacatt ctctgtgga cccttttcaa agatagtga catggccagg 115020  
catcatggg cacacagtc cagccaccgc agatcccgg gtgggagggt cctttgatt 115080  
ccagactatt ccatgactg atcacactt gttttttgt ttgtttgtt gttgtttgt 115140  
ttgtttgaca gagtctcagt ttgttgcctg gcgggagtgc aatgatgtga tctcgggtga 115200  
ctgcaacctc tgctccaag gttcaagtga ttctctgctc tcacctcca aagtagctgc 115260  
ggttacaggc atgaccacc acaccagct cagtttttgc atttgtaga gacaggttt 115320  
caccatgtg gtcaggctg tctcgaactc ctgatttcag gtgatccacc tgctcagcc 115380  
tccccaaag ctgggattat agcgcttagc ctatgcgccc ggtctgtatt tcttaattt 115440  
aaatatggga cccatggtga atttgggtg cactgtgtac aggggacatg ggaatctctg 115500  
tcattccaat ttttttaag catgctgttc tgtgtaggaa ttattcttcc tgtgacaaa 115560  
caacatagag agctttctt ttttgacacc gggctcaaa aatatatcat atacattta 115620

---

-continued

ttataatgtc tgatattgat aatataatca tacacacaca aaatactctt ctgtacacag 115680  
agaatactga taccactttg gggttttttt gtttgogtgc gttttttggg attttggggt 115740  
gttttttttt ttttttttga gacaacatct ggctctgttg cccatgctgg agtgcagtgg 115800  
tgcaattggc tcctgcaac ctccacctcc cacctcccac ttcagcctcc taaagagctg 115860  
aatacaggca tgcaccacca cacctgacta acttttgtat tttttgtaca cacagggttt 115920  
accatgtttc ccaggctgga ctggaactcc agagetcaag tgatcctccc gacttggcct 115980  
ccttaagtac tgcagttaga ggtatgagcc gccgagaccc accgtaactg tgtttttcta 116040  
ttcaaatatt attgaggagc ttttatggcc taacctgtgg tctatcctgg aggttgtttg 116100  
tgcgtacaat acatagtctt caatatcttt tttttttttt tcattttttg agagggagtt 116160  
tcgctcctgt cacctaggct ggagtgcaat gacatgatct cagttcactg caacctccgc 116220  
ctcctggggt caagtgatc tcctgcctca gctcctgag tagctgggat tacaggcacc 116280  
cgccaccatg cctagetaag tttgtatttt cagtagagac gggcttctcc atgttggtca 116340  
ggctgggctc agactcctga cctcagggtga tccgcccgcc tcggcctccc aaagtgccgg 116400  
gattacaggc gtgagccacc gcgcccagtc atcatatatt cttatcatat atatagtagg 116460  
atgtttgtgt atataacaat gtacattttc aacattgtag attccatttt ggatgctccc 116520  
attgggactg tgtgtccctg tgctggaact caagtgaaca cttggctcaa aatccattgc 116580  
tgttctctag aaatccagcc caattctctt ggttaaatat aaggtatgtg tagtaggcat 116640  
tgctctttct ctttagagac aaagctcagg attgcccctt gatgaacaag gctaacctgc 116700  
tgattccttg aagcaaggaa ctggagatgg tccttttagt ggtttatgtt ctggattcca 116760  
gaaaacatgc aaacagggcc aatacatgca tctttacttt tgtgtccatt ttaaccgggt 116820  
gaaggaaaat tccaacaaaa aaccacaaat gctggagcaa gatctcagge tgtgacctc 116880  
tagagggag cgctttctgt tggctaaaag aaaagaaagc gcttcccttc agagtgttaa 116940  
cgctttgaga aaagcaacgt tgatcttggg aatacacttg cagagaatgc ttataatcaa 117000  
ccatggaagg tgggtggggt ttgtgtttgt ttgttttggg ttgttttcta agacaggggtg 117060  
tctgttgccc aggctggagt gtggcggccc ctccaacctc gatctcttgg gttcaagtgg 117120  
ccctcttttt tgggacagag tcttgcctcg tgacctgcc ctggctggag tgcctgtca 117180  
ggatctccac tcaactgcaac ctctgcctcc tggggtcaag ggattctcct gcctcagcct 117240  
cccagacagc tgggattaca ggtatgtgcc acccacctg ccttatttat ttatttattt 117300  
atgagacaga gtcttctgtg gtcacccatg ctggagagca gtggtgcaat ctgggctctc 117360  
tgcaacctcc acctcccacc tcagtctcct gaattagtat ctacaggcat gtaccacat 117420  
acctggctaa cttttgtatt tttacagatg aggttttacc atgtttcccg ggctgggtgc 117480  
taactcctga gctcaagtga tcctcctgcc ttggcctacg taagtgtgc ggtagaggt 117540  
gtgagccacc gcgccccacc tgccttctgt tatctctgtt caaatgttac tgagaagcat 117600  
ttacgggata atgcccggag gatgtttgtg tgtgtgacag tgtacattct tcaacatctt 117660  
agattccatt ttggatgctc cctcggggac tgtgtgtctc tgtcctggaa ttcaagttaa 117720  
cacctggctc tccatccatt gctgttctct agaaatccag cccaattctc ttggttaaat 117780  
ataaggtagg tgtagtaggc attgcttttt ctctttgggg acaaaaactca ggaggattgc 117840  
cccttgatga acaaggctaa cctgctgatt ctttgaagca aagaactgga gatggctcct 117900

-continued

---

ttaggggttt ttattcagga ttccagaaaa catgcaaaaa gggccaaaaa ttgcattctt 117960  
atTTTTgtgt ccattttgac ctggTcaagg aaaatttcaa caagaaaccc agagtgccgg 118020  
agcaagaaga tctcaagctg tgactgcaaa gggaaagccct ttctgtgtgc tgaagaaga 118080  
gaaagcgctt ccctttgctg gattacgggt tgagaaaaac aacctgaag ctgatgccga 118140  
tcgtggtaat acatttgagc agcatgctta tcatcaggct tggacaatgc cggggttctg 118200  
ttttcggttt tgctttttta ttctaagaca ggatctctgt tgcccaggct ggagtgcagt 118260  
gacatgtcca acccaggctt cttgaattca aatggctcct tttagggggc agagtctttc 118320  
tctgtcacc aggctgatat gcagtgaggc gatctcggct cactgcaacc tctgcctccc 118380  
aggttcaagc aattctctg cctcggcttc ccaagcagct gagattacag gcgttcatca 118440  
ccatacctgg atgatattg tattttttaa aatttattta tttatttatt tttgagacgg 118500  
agtctcgtg tcaccagtc tggagggcag tggcacaatc tcggctcact gcaacctctg 118560  
cctccccggg tcaagcaatt cttctgctc agcctctga gtagctggaa ttacagaagc 118620  
acaccaccgc acctagttac tttttgtata tttttttaa gtagagactg gatttcaccg 118680  
tgttggctag gctggtctca aattctgac ctcaagtgat ccaccacct ctgactcca 118740  
aatttctggg atcacaggta tgcgccccca tgcctggcct aatttttga tttttagcag 118800  
agacgtgggt tcaccatggt gccaggctg aactcagctc ctgaccttag gtgatctgcc 118860  
cgcctgggcc tcccaaagtg ctgagaatac aggcgtgagc caccgtgctt ggccattaac 118920  
accttttggg ccacggaaat tattctggca ctggtttata gaacctcgtt tggggtcagg 118980  
tagagttgaa ggggacccca atgtccttgc aggtgggatg tgactgctt agcaagaaca 119040  
cggaggtgga atgcatggg tttgagttt tattggagaa ataaagccaa aatcttgggt 119100  
gcatgaccag gtcgtatatg caacaatac ggcgtctcac tatgcccgc aggctaatgt 119160  
gggcttagat cctcctgct ctgcccctcc ccagctccta gtagctggga ctacatgta 119220  
atattaactc acctacagga agaggaaagt aaggactgtt ctttgattca cgtcccacc 119280  
ccagttaaat ttgtatttata gataaacaat gtatttgaga tgtacttga caacaatga 119340  
tttctgttt agatgtgagc atctttttt gctcctgatt ttaacatag gacaaggta 119400  
ggatggtgg ctacgcctg taattccatc attttggtag gcagagacag gaggatcacc 119460  
tgaggtcagc tgetttagac cagcctggcc aacatgggta aacccatct gtactaaaa 119520  
tacaaaaatt agccatgctt ggtgtgctg cacgcctgta atcccagcta ctcaggagga 119580  
tgaggcagga gaatccttg aagccgggag gcagagggtg cagtgcagctg agatcgcgc 119640  
agtgaactac agcctgggca aaagaataag attcaatctc aaaaaataa aaaaataggc 119700  
aggcacggtg gcacacacct gtaatgctag cacttttga ggtcagagac ggggcatcac 119760  
ctcaggctag gagttgaaga ccagctcgg catcacgca aagcctcctc tctacgaaa 119820  
ataaaaaat tagccagggt cagtggcagg tgcctgtaat accagctact cgggagacca 119880  
aggcaggaga atcgttccaa ctggggcgca gaggttgag tgagccaaga tctgtccact 119940  
gcactgcagc ctgtgcagag agtaagactt ggtctaaaa aaaaaataa ataataaat 120000  
aaaagataa tatggaacca tcatgaattt ggggtgcacc tctgtgtggg ggccagggtg 120060  
atctctgca atccaatttt tttttatgtg caccagcaa gcaagcactt atgtttaggt 120120  
attattctc ctgtgagcat acaatatgta gatctttatt ttctttgaga catggtctca 120180

-continued

---

aaaatgatg atgtggctgg gcacagtggc tcaagcctgt aatcccagca ctttgggag 120240  
ctgaggcgtg tggatcacc gaggtcagga gttcaagacc agcctggcca acatggtgaa 120300  
aatccgtctc tacgataaat acatatatat atatatgtat atatgccggg catggtggca 120360  
ggtacgggta atcccageta cttgggagcc tgaggcagga gaatcgcttg aacctgggag 120420  
gtagaggta ctcatatcac tatgagattg tttttgttc ttgtgtgtg ggtttttgtt 120480  
tgtttttgag acaaggtctg gctctgtcac ccaggcaaaa gtgtagtagt gcgatctcg 120540  
cttactgtaa cctccatctc ccacctatgc gtccctgaatt agtgtgtcta caggcatgca 120600  
ccaccacagt gggctacctt tttttttga gaggaattt tgctcttgtt gcacaggctg 120660  
gagtacaatg gcaagatttc agatcactgc aacctccgcc ttccgggttc atgtgattct 120720  
cctgcctcag cctcccaagt agtgcgatt acaggcatgc accatcacac ttggctaatt 120780  
ttgtattttg agtagatata ggtttcccca tgctgtcag gctggtctcc aactcctgac 120840  
ctctagtgat ccacctgctc cggactccca aattgctggg attacaggca tgagctacca 120900  
caccagcca cctggctaac tttttagtt tttctacaga ctacaaaatg gtttcacct 120960  
tttacctgag actacaaaat ggtttcacca ttttacctga gactacaaaa tggtttcacc 121020  
attttacctg agctggtctc caacacctga gctaaagtga tcctcctgcc teggctcat 121080  
aaaatggttg gattagaggt gtgagccacc gtgcctcacc cgtactgtg tatttcttta 121140  
ttttattga tttatttatt ttgagacaga gtttactct tgttgcecaa gctggagtgc 121200  
aatggcacia tctcggtca atgcaacctc cttctcttag gttcaagcga ttctcctgcc 121260  
tcagcttccc gggtagctgg gattaaagc gtcccacc acaccagct aatttttgtg 121320  
tttttagtag agacagggtt tcagcatgtt ggcagactg gtctcaact cctaacctca 121380  
ggtaatccac ctgctcagc cttccaaact gctgggatta caggcatgag ccaactgcgc 121440  
tagcctcaag tggctctctt aagtcagcct aaactgtggt ctatcctgga ggatgcttgt 121500  
gtgtgtgaca atttatattc ttcaactct tagattctat tttggaggct cccaagggga 121560  
ttgtgtgtcc ctgtgctgga actcaagtga acaactggct gtacatccat tgetgttctc 121620  
tagaaattca gcccaattct cttggttaa gataaggtat gtgtagtagg cattgctttt 121680  
tctttccaga gacaaaactc aggaggattg ccccttgatg agcaaggcta acctgetgat 121740  
tctttgaagc aaagaaccag agatggtcct tttaggggtt tatgttctgg attccagaaa 121800  
acaggcaaac aggaccaata aatataattt tatttttcta tccactttaa cctggtaag 121860  
gaaaattcca acaagaaacc cagagtgtg gagtgagaag atcccatgct gtgacctct 121920  
agaggggaagc actttctgtt gtctgaaaga aaccaagcg cttccctttg gagcgttacg 121980  
gtttgagaaa ctcaatgttg aagttgatgc tgacttcagt aatacattg tagaggatgc 122040  
ttatcatcag acttgatga tatcggggtt ctgtgctttt tttttttt tctcctaag 122100  
acaaaactg tattttccag gctggagtcc ataagcactt ccaacctagg tctcttgccg 122160  
tcagatagtc ctcttttttg ggacagagtc ttgctctgtg acccaggctg gagtgcagtg 122220  
gcgtgatctc ggctcactgc aacctctgtc tcctgggctc aagcaattct ccttctgag 122280  
cttctgagg agctgggatt acaggcgcct gacatcatcc ttggtaaca tttgatttt 122340  
tctttttat tcattgattt atttactttt cagatggagt ctgctgtcg accaggetag 122400  
agggcagtgg cacgatccg gctgactaca acctgtacct ctcaggttca agcaattctc 122460



-continued

---

ctgcctcagc ctctggagta gctggaatta caggaacaca ccaccaggcc cggtacttt 122520  
ttgtattatt attattatta ttattttttt tttttttcac taaagagggg gtttcacat 122580  
gttgccaga gaatacaagc atgagccact gcgcagccat caacaccttt tactgcatgg 122640  
aaattattct ggcactggta tagaacctca catggggctca ggtggagtgg aggggacctc 122700  
agtgtocctg cagatgggat gagcaagac acggaggtgg agtgcattgg gcttcagtgt 122760  
ttattgggga aatgaagctg aaatcttggg tgcattgacca ggaataaat gcatgagaca 122820  
gggtctcac tgtgccgcc tggctaaagt ggtcttagat cctcctgct ctgccctcc 122880  
ccagtcctag gtagatggga ctacatgtga atattaacct atgcacagac aagaagaaag 122940  
taaggactgt tattttgttc gtaccagcc cccagttaa tttatcatat atataatata 123000  
tcatatata aacataatca tatacacaca aaatgctgat ttgaatacag agaatactct 123060  
gatatcactt tgggtatttt ttggtttgt tctgtgtgtg tgtgtttat ttggttggt 123120  
ggttatttt gagacaaggt ctggtctat caccaggt ggagttagt ggtgcttct 123180  
cagctcactg caacctcgc cttccacct agcctgctgc attagtgtct acaggcatgc 123240  
accaccacac ccggtcact tttgtatttt ttgtacacat ggggttacac catggtgcc 123300  
gggtggtct cgaactcctg acctcaggtg attctccgt cttggcctc taaagtgcta 123360  
gaattagagg tgtgagccac cgtgccccac ctgacttgt gtatttatgt taaaattgtg 123420  
ttaaggagtt tttatgacca agcctgtgat ctattctgga gaattattgt gcgtatgaca 123480  
atgtatattc ttcaacatcg tagattocat tttggatgct cccactggga ctgtgtgct 123540  
atactggaac tcaagtgaac acttggtca aaatccattg ctgttctcta gaaatccagc 123600  
ccaattctct tggtaaaata taaggatgt gtagtaggca ttgcttttc tttctagaga 123660  
caaaactcag gaggattgcc ccttgatgaa caagtaacc tgcgtattct ttgaaacaag 123720  
aaactggaga tggctcctt aggggtttat gttctggatt ccaggaaaca tgcaaacagg 123780  
gcccacaaat gcactttat gtttgtgtcc attttaacct ggtcgaaga cattccaaca 123840  
aaaaatccac catgcaccga gcaagaatat ctccaggtgt gaccatctgg aggtaagaag 123900  
cactttctgt tttgtgaaag aaaagaaagt gcttccttc agagggttac tctttgagaa 123960  
aagcaacggt gaagtgtatg ctgatcttg taatacatt ggagagcatg cttatcatca 124020  
gacgtggatg acggttgggt tttgttttg ttttatttt tatcttaggc agggctctctg 124080  
ttgccaggc tggagtgtgt tggcacttc aacctagatc tcttggctt aaatggtcct 124140  
ctttttggg ggcggagtct cactctgacc caggtggag tgcaatggca ggaactcccc 124200  
tcaactgcaac ctccacctc cgggttcaag cgattctct gctcagttt tccgagtgc 124260  
taggattaca ggctcactcc tccacacctg gctaatatt gtagttttct ttattattca 124320  
tttattatg tgtttttgag aaggagtctc gctgtgccc aggctggagt gcagctgcac 124380  
aatctcagct cactgcaact tctgccactg gagtaactgg gatttcaggt gcgtgccacc 124440  
acactggcc aattttttat gtgtgtatt ttagaccgg ggttttcca tgttgccag 124500  
gctgtctgg aactcctgac ctccagtgac ccatgcacct cggcctcca gagtgcctgg 124560  
attacaggca tcagccaccg caccggccc tgtctctgac ttttgcgaac tgaggaagta 124620  
acctttgaa atttactctg aagtgtgat gattttagca tattttcaac caccaacatt 124680  
ctagttcagg agattttcat caccocaaag aggttatct ccatttgcag tcagttcca 124740

---

-continued

ccccactctt ccaccagac cgtgacaaac actttgcatc tctctagctc tggatctgcc 124800  
tcttggtggc atgtcacata gatcagtttt gaatagggtg cctggttga cactgtaat 124860  
tgaggataat ggggtgtgctc tgggtgtctg cagtgtgaat cttaccactg aagggtggtc 124920  
cctggatgga agcaggaggc tgggagaact gggcggaaca tcctttggga atggagtcgg 124980  
gcgggcagac cctgatgcct ggaagctca caagggtgga agaccacatc ttctccctg 125040  
agaactgcaa ggtgaccctc ctgggtact ggaaggagtg aaggcctctg gactgggaa 125100  
accaggcat tgcaccggg caggcaggat gagccaagg gaacggagag ccaggcatcg 125160  
ctaactggcg acaatttggg tttgatctgg acggagtctg tgtcttctgg tagagagaac 125220  
ccctgggatt ttcgctctgc tctggctgt ctttcagtca tggaaatctga tgacaaagac 125280  
tccccccag agccaagaca tttggtttct ggacccagc ggtcctttct gcctggactt 125340  
gggatctttt ggggaagtgt gggatctggc agggcatctg cataatccat agaaatccct 125400  
gagagtcctt tcctttgct gacatctcca tgttctacc tattagcttc caaaggagac 125460  
tcctatctga attgccgaag gcagcttccc aggccaggga taccagtta aatttgtatt 125520  
tcagatcaat agtatattc agatgtactt gaacaagaaa tgatttctg tttaggtgtg 125580  
ggcatttcta tttccccctt tttttttttt tttttttttt tttgacagag ttttgetctt 125640  
cttaccagg ctggaatgca atggcacaat cttgactcac tgcaacctcc acctcccagg 125700  
ttcaagcgat tctcctgcct cagcagcccg agtagctggg attacaggca tgcgccacca 125760  
caccggctc agtttttgca tttagtgag atgggggttc accatgttag ccaggctggt 125820  
ctcaaacctc tgacctcaag tgatttcct gcctcggcct cccaaagtgc tgggattata 125880  
ggcatgagcc tccacgccta gcctcaagt gtctctctga gtcaacctag actacagtct 125940  
atgctagaga atgtttgtgt gtgtgacaat gtatgttctt gaacatcata gattccactt 126000  
tggatgctcc tgtcgggact gtgtgtcct gtgctggaac tcaagtgaga gttggctgaa 126060  
aatccattgc tgttctctag aaatccagcc caagtctctt ggtagagat aaggatgctc 126120  
tagtgggcat tgetttttct ttttggggac aaaactcaga aggattgccc cttgatgaa 126180  
aaggctaacc tgctgattct ttgaaggaag gaactggaga tggctttta ggggtttata 126240  
ttctggattc cagaaaactt gcaaacagg ccaatacatg catctttata tttgtgtccg 126300  
ttttgaactg gtttaaggaaa atttcaacaa gaaaccaga gtgcccggagc aagaagatct 126360  
caagctgtgg gtctgcaaag ggaagccctt tctgtgtctt aaaagaagag aaagccttc 126420  
cctttgctgg attacggttt gagaaagcga cgttgaagtt gatgcatttg cagagcatgc 126480  
ttatcatcag gcttggaaca tggcggggtt ctgttttggg tttgcttttt cattctaaga 126540  
caggatctct gttgccagg ctggagtgcg gtggcagtgg catgtccaac ctaccctct 126600  
tggattcaaa tggcctttt ttcaagcaa agtctctctc tctcaccag gctggagtgc 126660  
agtgatgta tctcggtctg ccgcaacccc cgcctcctgg gttcaagcga ttctcctgct 126720  
tcagcttccc aagtagctga gattacaggc acctatcacc acacctggat aatatttga 126780  
tttttaaaaa ttcatttatt tatttatgag acggagtctc gctgtcacc atgctggagg 126840  
gcagtgaac gatctcggct cactgcaatc tctgcctcct gggttcaagc aattctcct 126900  
cagcctcctg actagctgga attacaggag cacaccaccg cacctggcta ctttttggat 126960  
tttttttata gtagaaatgg gatttcacca tgttggttag actggtctca aactcctgac 127020

-continued

---

ctcaagtcac cgcgccacct ctgactcttt ctgggattgc aggtatgccc ccccacgcct 127080  
ggcctaattt ttgaatgttt agcagagatg gggtttcacc atgttggeca ggctgaactc 127140  
agctcctgac cttaggtgat ctgcctgcct cggcctccca aagtgcctgag aatacaggcg 127200  
tgagccacog cgctgggeca tcaaacacct ttaccccaca gaaattattc tggcactggt 127260  
ttatggaact tcacttgggg tcaggtagag gtgaagggga cccaatgtc ccttgcatat 127320  
gggatgtgta ctgctcagca agagcatgga ggtggagtgc atggggtttg agttttcatt 127380  
ggggaaatga agctgaaatc ttgggtgcat gaccaggctg tatatgcaac gagacgggog 127440  
tctcactatg cgcgccaaagc taaagtgggc ttagatcctc ctgcctctgg ccctcccag 127500  
tccttagtag ctgggactac atgtgaatat taactcatgt acaggaagag gaaagtaagg 127560  
actgttcttt gattcatgoc ccaccccccac ttaaatttct atttcagata aacaatgat 127620  
ttgagatgta cttgaacaac aaatgatttg ctgtttaggt gtgggcatct tttttgttc 127680  
ctaattttaa gtataggaca aggctgggta ccacggctca cacctgtgat tccatcattt 127740  
tgggaggcca agacaggagg atcacctgag gtcagttggt tgagaccagc ctggccaaca 127800  
tggatgaatcc ccactctctac taaaaataca aaacttagcc cagtgtgggtg gtggtacacg 127860  
cctgtaatcc cagctactca ggaggtgag gcaggagaat cacaggaagc cgggaagctg 127920  
agctctcagt gagctgagat cgcaccactg aactccagcc taggcaacag tgagactcaa 127980  
tctcaaaaaa ataaaaaata ggcggggtgc ggtggcacac gcttgaatc ccagcacttt 128040  
gggaggtcga gacgggtgga tcacctcagg tcagagttca agagcagccc cgccatcaag 128100  
acaaaacctc ctctctacta aaaatgcaaa atatatgctag gcgtgggtgt acacacctgt 128160  
agtctcagct acgtgggagg cggcagcagg agaatctctt gaaccctgga gaaggagatt 128220  
gcagtgagct aaaatcacac cattgcactg cagcctgggc gactccatct caaaaaataa 128280  
atacataaat aataaatac ataaatacat aaaaaataac ccagagtact ggagcaagaa 128340  
gatctcaggc agtgaccctc tagatggaag cactgtctgt tgtctaagaa aagatcgtgc 128400  
atccttttag agtgttactg tttgagaaaa tcaacgttga agatgctgct gatcttggtg 128460  
acacatttgc agagcgtgct tatcatcaga cgtgcatgat gttggggttc tgtttgtttt 128520  
gttttttttt tccaagacag tgtctctgtt gcccagacta gactgggtgg cacctccaac 128580  
cgagatctct tgggtcgaag tggctctctt tttatttttt gattttttga gaccactct 128640  
ggtttctact ggagtgcagt agcagaatct ctggtgaccg gaaactccac ctctcaggtt 128700  
ccagtgtttc taccacctca gctgcccga tcatgggaa ttcagttgce tgccatcagg 128760  
tcttgctaata tattattgtt tttttgtttt ttttttttga ggccggagttt cgtctctgtt 128820  
gcccaggctg gagggcaata gcgcgatctc ggctcaccgc aacctcggcc tcccgggttc 128880  
aagtgattct cctgcctcag cctcccagat agctggaatt acaggtgctt accaccccac 128940  
ccagctaatt tttgtgtttt cagtagagat ggggtttcac catgttgggc aggtctgtct 129000  
caaaactctg acctcaggtg atcccaccagc cttggcctcc caaagtactg ggattacagc 129060  
tgtgagccat caccctaat ctcaaatggt cctgtagagt cagcctagac tgtggtctat 129120  
cttgaggat gtttgtgtgt gagacaatgt atattcttca acattgtaga ttccattttg 129180  
gatgcttcca tccggactgt gtgcccctgt cctggaactc agctgaacac ttgggtcaaa 129240  
atccattgct gttctctgga aattctgccc taatctcttg gttaaatata aggtatgtgt 129300

-continued

---

agtaggcttt gctttttctc tttggggaca aaactcagga gggttgcccc ttggtgaaca 129360  
aggctaacct gctgagcctt tgaagcaagg aactggagat ggctccttta ggggtttatg 129420  
ttctggattc cagaaaatat gcaaacaggg ccaataaatg catctttatt ttgtgtgat 129480  
tttaacctgg tcaaggaaaa ttccaacaag aaaccagag tgctggagca agaagatccc 129540  
atgctgtgac cctctagagg aagcactttc tgtttgtgt ctgagaaaa acaaagtgct 129600  
tccctttaga gttactgttt gggaaaagca gtgttgaagt tgatgctgat gttgtaata 129660  
tatttgcatg cttatcatca gacttggatg atgttgggt tctgggtttt tttgttttc 129720  
taagcaggg tctctgtggc ccaggctgga gtacagaggc acttocaacc taggtctctt 129780  
gggctcaaat ggtccttttt gggacagagt cttgctctgt gactcaggct ggagtgcagt 129840  
ggtgcaatct cagctcactg caccctccac ctctgggtt caagtgattc tctgcctca 129900  
gcttctggg attacaggca cctgacatca tgcccagcta atatttgtat tttcttttt 129960  
tattcattca tttatttatt ttttaggtgg agtcttctg ttgccaagtc tggagggcca 130020  
tggcacgatc ccggtgact ccaacctctg tctctcaggt tcaagcaatt ctctgctc 130080  
agcctcctga gtactgtgaa ttacagggc ttaccaccac gcctgactgc ttttcgaatg 130140  
tgtgcgtatg tgtgtgatg tgtgttagag agaaagagag agagagagat ggagtctcac 130200  
tcttgttgc caggctggag ggcaatgaca tgatctcggc ccatacaacc tcagcctcct 130260  
gggttcaagt gattctctct cctcagcctc ctgagtagct aggattacag gcatgtgcca 130320  
ccacacctgg ctaattttgt attttttagta gatatggggc tccccatgt tggtcaggct 130380  
ggtctcgaac tctgacctc aaatgattca cctgcctcag tctccaaag tgctgggatt 130440  
acagggtgga gccaacatgc ccggcctgaa tttttttttt tttttttttt ttttcaagta 130500  
aagacggggg ttcaccatgt tgaccaggct ggtctcaaac ctctgaacte acgtgagctg 130560  
ctgcctcgg cctcccaaag gcatgagcca tgggtgcgtg ccatcaacac ctcttacttt 130620  
atcgaattt tcttggcact ggtatagaac ctacgtggg gtcagggtga gttgaaggga 130680  
cctcagtgct cctgcagatg ggatgagcaa gagcacggag gtggagtgca tggggcttca 130740  
gtgtttattg gggaaatgaa gctgaaatct tgggtgcgtg accaggaaat aaatgcatga 130800  
gacgggggct tcaactatgc accctggcta aagtgggctt agatcctcct gcctctgccc 130860  
cccgcagtcc ttgctagatg ggactacatg tgaatattaa cccatgcaca gacaagaaga 130920  
atgtaagaac cattatttgg ttcacaccgg gccctcagtt aaacttgtat ttagacaaa 130980  
caatgtatct gagatgtcct tgaacaacaa atgatttctt gttcagggtg gggcatcttt 131040  
gttttttccc taattttaat gatgggacta gtctgggtac ggtggctccc gcctgtaatt 131100  
ccagcacttt gggaggctga gataggagga tcacctgagg tcagttgttt gagaccagcc 131160  
tcgccaacat gatgaaacct cgtctgaact aaaaatatag atattagcca gacgggggtg 131220  
tgggtgcacc ctgcaatccc agtactcag gaggetgagg caggagaatc acttgaagcc 131280  
aggaggctga gctttcagtg agctgagatt gagccactgc actccagcct gggcaacaga 131340  
gtgagactca gtctcaaaaa agtaaaaaat aggctgggtg tgggcccggc gcggtggctc 131400  
acgcctgtaa tcccagcact ttgggaggcc gaggtgggtg gatcacaagg tcaggagact 131460  
gagaccatcc tggctaacac ggtgaaacct tgtctctagt aaaaatacaa aaaaaaaaaa 131520  
aaaattagcc agacgtgatg gtgtgcgctt gtactcctag ctactcagaa ggctgaggca 131580

-continued

---

ggagaatggc ctgagcccg gagcgaggc ttgcagttag ctgagatcgc accactgcac 131640  
tccagcctgg gtgacagagc aagactccgt ctcaaaaaa aaaaaaaaa aaaaaaggcg 131700  
gggtgtgta gtgcacatct gtaatcccag catttcggga ggccaagaca ggaattacct 131760  
gaggtcagga gttcaagacc aacagggcca acatggcaaa acctcgtctc tactaaaaat 131820  
acaaaaatta tctgggtgca gtggtacaca tctgtaattc cggctacca gaggtctgag 131880  
caggagaata gcttgaacc aggaggagga gatttcagtg agctgaaatc acaccattgc 131940  
acttcagcct gggccacaga gcaagattgt gtctcaaaaa taaataaata ataaaaatga 132000  
cataaaatca ataaaaata ataaatcat aaatacagga acatcattaa tttggatgtc 132060  
acctttgtgc agggggcagg gtaatctctg tcattccaat ttttttatg tgcactgcc 132120  
aagcaagcac tcatgtagga attatcctc ctgtgagcat ataatatatg gaacattctt 132180  
tgagacaggg tctcaaaat atgatgtgta tttcatcata tatataat atcgtatac 132240  
acacaaaata ctgtttaat acagagaata cctgatatc acctgggta ttttctttg 132300  
tttctgtgtg tgtgtgtgtg tgtgtgtgtg tgtgtgtgtg tgtgtttgtt tggttatttc 132360  
tgagacaagg tctggctcta tcgcccaggc tggagtgtag tgggtgtgac tcaactcact 132420  
gcaacctcgg cccccacct aaacctgctg aattagtgtc tacaggcatg caccagcaca 132480  
cctggctaac tttgtatatt tttgtacata tggggttaca ccatggtgcc ggggctggcc 132540  
tctaactcct gagctcaggt gatcctcccg cctcagcccc taaagtctg ggattagagg 132600  
tgtgagccac cgcacccag ccatacttgt gtatttctat tcaaattta ttgaggagtt 132660  
tttaccgccc agcctgtggt ctatcctgga gaatgtttgt gtgtgcgaca atgtatattc 132720  
ttcaccatcg tagattccgt tttggatgct cccatcgga ctgtgtgtcc ctgtgctgga 132780  
actcgagtga acacttggt caaaatccac tgcgttctc tagagatctg tagggtccag 132840  
cctactggg cctgtgggt tttctctcog tgagcagata ggagagattg tagaaataa 132900  
gacacaagac aaagagagag aagaaaaggc agctgggct gggggaccac taccaccaag 132960  
acgtggagac cggtagtggc ccggaatgcg tggccgccc gttatttatt gtatacaggg 133020  
caaaagggca gggtaagaag tgtgagtctt ctctaagat aggtaagatg acgagagtca 133080  
cgtgtccacc ggacaggggg ccctctccct atttggtagc ttaggcggag agagattggg 133140  
gacagcttac gtcattatct cttctatgta tttctcgag agatcaaaga ctttaatact 133200  
ttcacttatt ctgctaccgt tatctagaag gcggagccag gtgtgcagag cggaactgta 133260  
aagtggacca ggagcgtgac cgtgaagca cagcatcaca gggagacgtt taggccacca 133320  
gacggctgcg ggcgggcttg actgatgtca ggcttccac aagaggtggt ggagcagagt 133380  
cttctctaac tcccctggag aaaggagac tccctctccg ggtttggaa ggttaagggg 133440  
tcctcccag gcactggcgc taccgctgtg ctaagtgaag ggtgcctcc cctggtgtt 133500  
accgctggac cagggagccc tctagtggc gtgtccggc atgacagagg gctcacgctc 133560  
ttgtctctg gtgcctctc accgtgtccc ttcagctcct atctctgtat ggctgggtt 133620  
tccctagggt atgattgtag aacaaagatt attataatat tggaaataag agtaatgcta 133680  
caaaactaatg attaataata tccatatata atcatatcta taatctattt ctagtataac 133740  
tagtcttatt ctatatattt tctttgttat actggaacgg cttgtggtga gtttctttat 133800  
tataccgaa cagcttgtgc cttcggtctc ttgcctcggc acctgggtgg cttgccacc 133860

-continued

---

acagaaatcc tgccccgttc tcttggttaa atataatgta tttctagtag gcattgcttc 133920  
ttctttccag agacaaaact caggaggatt gtgctatgat aaacaaggct aacctgctga 133980  
ttctctgaag caaggaaact gagatggtcc ttctaagggt ttatattctg gattccagga 134040  
aacatgcaaa caggacccat aaatgcatct ttattttggt gccattttg acctggtcag 134100  
gagaattcca acaaaaaatc cacggtggtg gagcaagatc tcaggctctc aggctgtggc 134160  
catctagagg taagaagcac tttctgttgt cttaaagaaa agaaagtcc tttttttttt 134220  
tttttttttt tttgagacaa tgtctcgtc tgcgcccag gctggaatgc agtggcgtga 134280  
tcttggtcca ctgcaagctc cgcccccgg gttcatgcca ttctcctgcc tcagcctcct 134340  
gtgtagctgg gactacaggc gcccgccacc aagcccggt aattttttgt attttttagta 134400  
gagacggggt ttcactctgt taggcaggat ggtctcgatc tcctgacctc atgatccacc 134460  
cgccctcgcc tcccaaagtg ctgggattac aggcgtgagc caccacgccc gccagaaaag 134520  
tgctttcttt cagaggggta cgttttgaga aaagcagcat tgaagttgac gctgatcttg 134580  
gtaatacatt tgcagagcat gcttatggtc agacgtggat gatgggtggg tttgttttt 134640  
gttttgtttt ttatctgaga cagggtgtct ctggtgccc ggctggagtg cagtggcaca 134700  
tccaacctag atctctggg ctcaagtggc cctctttttg aaacagagtc tcaactctgtt 134760  
accttggtg gagttcagtg gcaggaactt ggctcactgc aatctctgtc tcctgggttc 134820  
aagcaattct ctggcctcag cctcccagc agggttacag gcatgtgcca ccacgcccg 134880  
ctaatttttg cattttttta attgatttat ttgttgttg ttgagacagt ctaactctgt 134940  
tgcccaggct gtagtgcagt ggtgtgatct cagctcaccg caacctccac ctccatgtc 135000  
agcctcctga atacctgtct ccaggcatgc acccccacac ctggctaact tttgcatttt 135060  
ttgtacagat gaggtttcac catggtgccc aggcgtgtct tgaaccctg agctcaagtg 135120  
gtcctcccac ctcggcctcc taaactgctg tgattaatgg tgtgagccac cgtgccacac 135180  
cgtacttgt ttgtttctgc tcaaatgta ttgaggagct tttacatcct agtctgtggt 135240  
ctatcctgga gtagtgttgt gtatataaca atgtacattt tcaacatttt agattccatt 135300  
ttggatgctc ccacgggac tgtgtgtccc tgtgctgaa ctcgagtga cacttggtc 135360  
aaaatccatt gctgttctct agaaatcctg cctattctc ttggtgaaat ataaggtatg 135420  
tctagtcggc attgattttt ctttctggag acaaaaactca ggaggggtgc cctgcatga 135480  
acaaggctaa cctgctgagc ctttgaagca aggaactgga gatggttttt ttaggggttt 135540  
atattctgga ttccagaaaa catgcaaaaca gggacaatga atgcatcttt atttttctgt 135600  
ccattttaac ctggtaaaacg aaaatttcac caaaaaacc agagtctgg agcaagaaga 135660  
tctcaggctg tgaccctcca aaggaagaa ctttctgttg tctaaaagaa aagaacgcac 135720  
ttcccttag agtgttaccg tgtgagaaaa gcaacgttga agctgatgct gatcttggtga 135780  
ataagtttgc agagcctgct tatcatcaga cttggacgac ggtgtagttc tgttttggtt 135840  
ttgagttttt tgtttgtttg ttttgtttt cttttgagat ggaggttgc tctgtcggc 135900  
aggctggagt gcagtggcgt gttctcagct cactgcaacc tccgctccc aggttcacgc 135960  
cattctctg cctcttgagt agctgggact acaggcggcc gccaccacgc ctggctaatt 136020  
ttttgtattt ttagtagaca cagagtttca ctgtgttagc caggatggtc ttgatctcct 136080  
gaccttgtga tccaccggc ttggcctcca aaagtgtgg gattacaggc gtgaaccact 136140

-continued

---

gcgcccgcc ttaatttttg tatttttagt agagacagga ggctgagctt tcagtgagct 136200  
gagttcgttc cactgcactc cagcctgggc aacagagtga gactccatct caaaaaata 136260  
aaaaataggc cgagcgtggt ggcacatgcc tgtaatccca gccctttggg aggccgagac 136320  
aggtggatca cctgaggtca ggagttaaag gctggctggg ccaacaaggc aaaacctcga 136380  
ctctactaaa aatacaaaat tacacctgta atcttagctg cttggggggc tgtggcagaa 136440  
gaacctcttg aaccaggaag gaggagattg cagtgagacg aaatcatacc attgcactct 136500  
agcctgggog acagagcgag attctgtctc aaaaaataa taagtagggc agacagggtg 136560  
gctcacgtct gtaatcccag cactttggga ggcaaggcgg gtaaatcaca aggtcaggag 136620  
ttcgagacca gccctggcaa catggcgaaa ccccatctct actaaaaata caaaaaagta 136680  
gctgggcatg gtggctggca cctgtagtcc cagctacttg ggaggctgag gcaggagaat 136740  
cgtgtgaacc caggaagcgg aggttcagat gagccgagat cgggccattg cactccagcc 136800  
tgggcgacag tgcgagactc tgtatcaaaa ataagtaaat aaataaaca aataaaagta 136860  
aaaagaatta aatagataaa tatggtacca ttatgaattt gagtgtcacc tttgtgcagg 136920  
ggtcatggta atctttgtta tttcaatttt tttatgcgta ttgcaaagc aagcacatat 136980  
gcgtaggaat tatacttctc gtgagaatac aatatatgga gctttctttt ttgtttttt 137040  
tgtttgtttg tttttgaga cacagtttca ctcttggtgc ccaggctgga gtgcaatgtc 137100  
acgatctcag ctcacggcaa cctctgcctc ctgggttcaa gcgattctcc tgctcagcc 137160  
tcccagtag ctgggattgc ttgcatgtgc caccaagcct agctaatttt ttgtatttag 137220  
agtagagatg gggtttctcc atgttggtca ggctggtctc gaactcctga cctcagatga 137280  
tccatccacc tcagcctccc aaagtgtctg gattacagat gtgagccacc atgcccgcc 137340  
atgatataat tttatataat taatatcaca tacacacaaa atactcttct atgcacagag 137400  
aatagtctta taccactttg ggtatttgtg tgtgtgtgtg tgtgtgtgtg tgtgtgtgtg 137460  
tgtgtgtgtg tgtttgtttt ggttggttat ttttgagaca aggtctggct ctgtcatcca 137520  
ggctggagtg tagtgggtgt atctcagctc actgcaacct ccacccccga cctaagccta 137580  
ctgaattagt gtctacaggc acgcactacc acacctggct cacttttcta tttttgtac 137640  
acatggggtt tcacaatggt gccggggctg gtctcaaaact cctgtgetca ggtgatcctc 137700  
ccatcacggc ctctaaagt gctggaatta gaggtgtgag ccgccacgcc ccacctgtac 137760  
ttgtgtatct ctgttcaaat gttactgagg agcttttaca gcgtaacctg tggctctatcc 137820  
tggaaaatgt ttgtgtgtga gacaatgtac attcttcaac atcttagatt gcagtttga 137880  
tgctcccgtc aggactgtgt gtccctgtgc tgggactcaa gtgaacctg ggctctccat 137940  
ccattgctgt tgtctagaaa tccagcccaa ttctcttggg taaatatgag gtatgtgtag 138000  
taggcattgc tttttcttctc tggagacaaa gctcaggagg attgcccctt gataaacaaa 138060  
gctaacctgc tgattctttg aagcaaggaa ctggagatgg tccttttagg ggtttatatt 138120  
ctggattcca gaaaacatgc aaacaggacc aataaatgcy tgcttatttt tgtgtctgtt 138180  
ttaacctggt caaggaaaat tccaacaaaa aatccacgat gctggagcaa gaagatctca 138240  
ggctgtgtcc ctctagaggg aagcgcttctc tgtgtctga aagaaaagaa aatggttccc 138300  
tttagagtgt tacgcttga gaaaagcacc gctgatcttg gtaacacatt tgcagagaat 138360  
gcttataatc agacgtggat gatgttgaag ttttgcgttt gttttgtttt gttttttttc 138420

---

-continued

ctagacaggg tgtctgctgc ccaaactgga gtgcggtggc acttccaacc tagacctctt 138480  
gggtttaagt ggccctctat tttgggatag agtcttgctc tgtggccctg gctggagtgc 138540  
agtgtcagga actctgctca ctgcgaacctc tgcctcctag gttcaagcga ttctcttgcc 138600  
tcagcctcct gagcagctgg gattacgggc atgtgccacc atgcctggct aatTTTTgta 138660  
TTTTTTatta tttatttatt ttttttttt tgagacagag tctcgtctcg tcaccaggc 138720  
tgaagtgcag tgggtgcgac ttggctcacc gcaaccteta cctccacct cagcctcctg 138780  
aacagctgtc tccaggcgtg caccaccaca cctggctaac ttctgtattt gttttacagt 138840  
catggttcca ccatgttgcc cgggctcacc ttgaaactct gagctcaagt gatcctcccc 138900  
cctcagcctc ctaaaagtct gtgagccacc gtgtcccaac agtacttggt tgtttccgtt 138960  
caaattgat tgaggagctt ttacagcata gcctgtggtc tctccgggag aatgTTTTg 139020  
tttacgacaa tgtatattct tcaacatcgt agattccatt ttggatgcc tcattgggac 139080  
tgtgtgtccc tgtactggaa ctcaagtga cacttggtc aaaatccatt gctgtctctc 139140  
agaaatccag cctaattctc ttggttaaag gtaaggatg agtagtaagc attgctttt 139200  
ctctttggga acaaaactca ggaggattgc cccttgatga acaaagctaa cctggtgatt 139260  
ctttgagga aggaaactga gatggctcct ttaggggttt atgttctgga ttctagaaaa 139320  
cacacaaacc ggacaaataa atgcatctt atttttgtgt ctattttaac ctctcaagg 139380  
aagattccaa caaaaaatcc acagtcccgg agcaagaaga cctcaggctg tgacctcta 139440  
gaggaagcg ctttctgttg tctgaaagaa aggaaagtgc atccttttag agtgttactg 139500  
tttgagaaaa gcaacattga agctgatgct gatcttggtg ataaatttgc agcgaatgct 139560  
tataatcaga cttggatgat gttgggcttc tgagttttt tttgtttgt tttgtttagt 139620  
tttggggttt ttctgtttt tgtttttgt tttttttt tttgaggccg agtcttgctc 139680  
tttcgcccag gctggagtgc agtggcgcta tctcggctca ctgcaagttc tgctcccgg 139740  
gttcacgcca ttctcctgcc tcagcctcct gtgtagctgg gactacaggt gccgccagc 139800  
acaccggct aattctttgt attttttagta gagacgggg ttcaccgtgt tagccaggat 139860  
ggtctcgatc tcctgacctc gtgatccacc cgcctcagcc tcccaaagtg ctgggattac 139920  
aggcgtgagc caccgctcc agccttgta ttgttttga gactgagctc tgctctgtgg 139980  
cccaggctgg agcgcagtgg cgtgatctcg gctcaactga acctccatct cccaggctca 140040  
agcaattctc ctgctcagc ctctgagta gctgggatta caggcctgtg ccaccatgcc 140100  
cggctaatta tttgtattt tagtagagac agggtttga ccatggtggc caggctggctc 140160  
tcgaactcct gacctcaggt aatccacca cgtcgatctc ccaaagtct gggattacaa 140220  
ctgtgagcca ctgcgccgg cctgttttc tctaccacag ggtgtctgt gccagcgtg 140280  
gagtgcgggtg gcatttttaa catagatctc ttgggctcga gtggtcctt tttttggctc 140340  
agtcttgctt tgtgaccag gctggagggc agtggcagaa actctcctca ctgcaacctc 140400  
cgcctcctag gttcaagcca ttctcctgac tcagcctcct gagcagctgg gattaccggt 140460  
gtgagccacc acaccagct aatTTTTgta tttttattta tttgtttatt tatttttta 140520  
ttgttgagac ggagtcttgc tgtgtctccc aggctggagt gcagtggcgc gatcgtggct 140580  
tactgcaacc tcctcctcct tggttcaacc aattctcctg cctcagcctc ctgagaagct 140640  
aggattacag gcattgacca ccatgcctgg ctaattttaga ttccattttg gatgctccca 140700



-continued

---

tcaggactgt gtcacctgtac tggaaactcag gtgaacactt ggttcaaaat cegtcgcttt 140760  
tctctagaca tccagctcag ttctcggtaa agataaggta tgtgtagtag gcattgcttt 140820  
ttcccttttag agacaaaact caggaggatt gcccttgggt gaacaaggct aacttgacaga 140880  
ttctttgaag caaggaactg gagatggctc ttttaggggt ttatgttctg gattccagaa 140940  
aacatgcaaa cagggccaat acatgcatct ttatttttgt gtccgttttg acctgggtcaa 141000  
ggaaaatttc aacaagaaac ccagagtgcg ggagcaagaa gatctcaagc tgtgactgca 141060  
aaggaagcc ctttctgttg tctaaaagaa aagaaagtgc tccctttgg tgaattacgg 141120  
tttgagaaaa gcaacgttga agttgatgct gatctcggta atacatttgc agagcatgct 141180  
tatcacactt ggacgggtgt ggggttctgt tttggtttg cttttttatt ctaagacagg 141240  
gtctgtgttg cccatgctgg agtgcgggtg cacatccac ctaggtctct tggattcaaa 141300  
tggctccttt tgggggcaga gtctctctat caccgaggct ggagtgcagt gatcccatct 141360  
tggctcacta caacctcgc cteccagggt caagcaattc tctgcttcg gcctcccaag 141420  
tagctgagat ttacaggtgc ccatccccc acctggataa tatttggtt tattcatgta 141480  
tttatttatt ttaagatgg agtctcactg tcaccagac tggagggcag tggcacgatc 141540  
tcggctcgct gccacctgcg cttccctgg tcaagtaatg cttctgcctt agcctcctga 141600  
gtagctggaa ttacagaagt acaccaccac acctggctac tttttatatt tcatttttaa 141660  
tacagactgg atttcaecat gttggctagt atgatata ttttgcata tattcttata 141720  
tatataatca tatacacaca aaatactct ctgcacacga agagtattct tatatcgctt 141780  
tgggtttttt tgtttgtgtg tttgtttgt gtttgtttct ttgtttttga gacaacgtct 141840  
ggctctgttg ctcagggtaa agtgtagat tgcaagctca gctcactgca acctccacct 141900  
cccacctaaa gtcccctgaa ttagtgtcta caggcatgca caccacacac tggctcactt 141960  
ttttttctga gaaggaattt tgcttttgc gctcaggctg gagtgcaatg gggtgatttc 142020  
agctcactgc aacctctgac tcccggcttc aagcaattct cctgcctcag cctcccaagt 142080  
agctgggatt acaggcatgc accaccacac ctggctaatt ttgtattttt agtagagatg 142140  
ggtttcacct tctttctcag gctggtcttg aactcctgac ctcaagtgat ccacctgcct 142200  
cgacctcca aagtgctagg attacaggtg agagacattg cacctggcca cctaactttt 142260  
gtagttttt tacagacagg gcttcccat attgcccag ctggtctcca gctactgagc 142320  
tcaagtgatg ctcctgtctc ggccactgtc cctcacccaa acttgtgtat ttcttttctt 142380  
ttctttttt ttttttttt ttgagatgga gtctggctct gtcaccagg ctggagtgca 142440  
gtggcacgat cttggctcac tgaagctcc gcctcccag ttcatgatat ttttctgcct 142500  
cagcctcca agtagctggc actacaggca cccgccacca cgctggcta attttttga 142560  
tttttagtga agacggggtt tcaactggatt agccaggatg gtcttgatct cctgagctcg 142620  
tgatctgct gccttgctt cccaaagtgc tgggattaca ggcttgagcc accgcacca 142680  
gctttttgt tttttgttt tgttttttg agatggggtc tcgctctgtc acccagcctg 142740  
gagtgcaatg gcacgatctc ggttcaactgc atcctacccc tcccgggttc aagcgattct 142800  
cctgcctcat cctcccaagt aactgggatt acaggtgccc accaccgcgc ctggctaatt 142860  
ttttgtattt ttagtagaga cggggtttca cgtatttagc caggatggct ttgatctcct 142920  
gacctcgtga tctccctgcc tcagcctccc aaagtgctgg gattacaggt gtgagccact 142980

-continued

---

gcacccggcc tttttttttt tttttttttt tttgagatgg gatctcgctc tgtcacccag 143040  
gctggagtgc aacggcatga tctcagctca cggcaacctc cccctcccgg gttcaggatga 143100  
ttctactgcc tcagcctccc aagtagctgg gattacaggt gcccacgacc acgcttggtt 143160  
aatTTTTgt atttttagta gagatggggg ttcatacaagg tggccagggt ggtctcaaac 143220  
tctgacctc atgatctact ggctcggcc taccgaagtg ctgggattac aggcatgagc 143280  
caccgcccc agcttctgta tttcttttca aatTTTattg aggatttttt atgtcctagc 143340  
ctgtggctca tcctggagga tgtttgtgtg tgagacaatg tatattcctc aacatcttag 143400  
attccatttt gattgcttcc gtgaaactg tgtgtccttg tgctggaact ccggtgaaca 143460  
cctggctcaa tatecattgc tcttctctag aaatccagcc cagttctctt ggttaaatat 143520  
aagatatgtg tagcaggcat tgctttttct ttccagagac aaaactcagg aggattgcc 143580  
cttgatgaac aaagctaacc tgctgattct ttgaagcaag taactggaga tcctcctttt 143640  
aggggtttat attctggatt ccagaaaaca tgcaaacagg gccaaataat gcatctttat 143700  
gtttctgtcc attttaactt gatctagtaa aattccaaca aaaaaccac ggtgctggag 143760  
caagatctca ggctgtgacc ttctcgagga aagaagcact ttctgttctc tgaagaaaa 143820  
gaaagtgtt cctttcagag ggttacggtt tgagaaaagc aacgttgaag ttgacgtga 143880  
tcttggaat acatttgag agcgtgctga tcatcagacg tggataatgg tggggttttg 143940  
tttttatct aagacaggtt gtctgttccc caggctggag tgcggtggca cttccaactt 144000  
agatctcttg ggttcaagtg gccctctttt tgggacagag tctcactctg tggccctggc 144060  
tggagtgcag tggcaggaac ttggctcact gcaatctctg cctcctgggt tcaagcaatt 144120  
ctcctgctc agcctccgga gcagctgggg ttacaggctg tgccaccatg cccagetaac 144180  
ttttgcattt ttattattga tttattgatt tatttttgag acagggctctg gctctgtcac 144240  
ccaggctata gggcagtggt gcgatctcgg ctactgcaa cctccacctc ccacctcagc 144300  
ctcctgaata cctgtctcca ggcattgcaact accacacctg cctaactttt gtattttttg 144360  
tatagatgag gtttcacat gttgccagg ctggctcctg acccttgagc tcaattgctc 144420  
ctcccgcctg ggctccaaa actgctgtga ttaatggtg gagcaagcgt gccctactct 144480  
tgtgtgttcc tgctcaaat ttatggagga gcttttacct cccagcctgt ggtctatcct 144540  
ggagaatgtt tgtgtgtgtg acaatgtata ttcttcaaca ttttagattc cttttggatg 144600  
ctcccatccg gactgtgtgc ccctgtactg gaactcaagt gaacacttgg ctcaacatcc 144660  
attgctgttc tcatgaattc caggccaatt gtcttggtta aagacaaggt atgtgggctg 144720  
ggcgtgggg ctcatgctg taatcccagc actttgggag accgaggtgg gaggatcacg 144780  
aggtcaggag ttcgagacaa gcctgaccaa cacggtgaaa cccatctcta ctaaaaaaac 144840  
aaaaattagc tggcgtgggt ggctccacca gtaatctcag ctacttggga ggctgagga 144900  
ggagaattgc ttgaaccag gaagcggagg ttgcagtgag ctgagatcgc gccactgcac 144960  
tccagcctgg gtgacagagc gagacttcat ctcaaaaaat aaaaaataaa aaggatgtg 145020  
tagtaggcat tgctttttct cttttagat aatactcagg aggactgcct cttgaacaag 145080  
gctaacctgc tgagcctttg aagcaaggaa ctggagatgg tccttttagg gggttatgtt 145140  
ctggattcca gaaaacatgc aaataggac aatgaatgca tctttatttt tctgtccatt 145200  
ttaacctggt caaggaaaat ttcaacaaga aaccagagt gctggagcaa gaagatctca 145260

-continued

---

agctgtgagt ctacaaagga aagcgctttc tgttgtctga aagaaaagaa atcgcttccc 145320  
tttgagtggt tacggtttga gaaaagcagc gttgaagttg atgctgatct cggtaataca 145380  
tttgcagagc atgcttatca cacttggacg gtggcggggg tctgttttgg ttttgctttg 145440  
ttattcctaaa acagggctctg tgttgcccat gctggagtg ggtggcacat cccacctag 145500  
tctcttggat ttaaatggtc ctttttgggg gccagagtct ctctctgtca ccgaggtgta 145560  
agtgcagtca tcccactctg gctcactaca acctccgctt cccaggttca agcaattctc 145620  
ctgcttcagc tccccagta gctgagattt acaggcgccc atccccacac ctggataata 145680  
tttgggtttt ttttttattt atttttaaga tgggtctca ccgtcaccca ggctgtagtt 145740  
cagtggcttg atctcggtt actgcaatgt atgccacca ggatcaagtg attctcctgc 145800  
cccagactcc tgagtagctg gaattacacg cacctgccac tacaccggc tactttttga 145860  
atTTTTTTTT tttttttaa agtaaagatg ggctttcacc atgttgcca ggctggtctc 145920  
aaaccctga cctcaagtca gctgcttggc tcagcctccc aaagtgetga gaatacaaac 145980  
atgagccact gcgtggccat caacacctct tactttatgg aaatttttct ggcactggta 146040  
tagaacctca cgtgggttca ggtggagttg aggggacctc agtttccctt gcagatggga 146100  
tgtgcactgc tcagcaagag cacagagtg gagtgcattg ggcttcagtg tttattgggg 146160  
aaatgaagct aaaatctctg gtgtgtgacc aggagataaa tgcattgagat ggggatctca 146220  
ctatgctgcc caggctgaag tgggcttaga tctctctgcc tctgcccctc cccagtcctt 146280  
ggtacatggg actacatgtg aatattaacc ccccatgcac agacaagaag aaagtaagga 146340  
ctgttctttg gttcatacct gaccccagtt aaacatgtat tttagataaa caatgtattt 146400  
gaaatgtact tgaacaacaa atgatttctt gtttaggtg gggcatcttt tttttcttc 146460  
ctaactttaa atatgggact agtccaggta cggtggttca tgctgtaat tccagcactt 146520  
tgggagggcg agacaggagg atcacctgag gtcagttgtt cgagaccaga ctggccaaca 146580  
tgggtgaaacc tcgtctgtac taaaaataaa aaaattagtg agacgtggtc ttggtgcatg 146640  
cctgtaatcc cagctactcg ggtggatgag gcaggagaat tgcttgagge tgggaggctg 146700  
agctttcagt gagctgagat caagcctctg cactccagcc tgggcaacag agtgagactg 146760  
agtctcaaaa aagtaaaaaa tcagctgggt gcgctggcaa acacttgtaa tcccagcact 146820  
ttgggaggcc gagacgggag gatcacctga ggtcatgttc aagactaaca gggctgaaat 146880  
agcaaaacct catctctatt aaaaatacaa aaattagctg ggtgcagtgg tgtatatctg 146940  
tatttccagc tacttggagg ctaaggcagg agaatcgctt gaaccagga ggaagagatt 147000  
tcagtgagct gaagccatgc cattgcactc cagcctgggc cacagagcaa gattccatct 147060  
caaaaataaa ataataata aaaatgaat taaatagata aaaaataata gataaatatg 147120  
agaccatcat gaatttggat gtcacttttg tgcagggggc agggtaatct ctgtcattcc 147180  
aattttttt atgtgcactg ccaagcaag cactcatgtg taggaattat tcttctgtg 147240  
agcatataat atatggaact ttgagacaga gtctcaaaa tatataatgt atattttatc 147300  
atatattctt tatatataaa atatcatata gacacaaaat actgttctaa atacagagaa 147360  
tactctgata tcaacttggg tattttttgt ttctgtgtgt gtgtattttg tttggttgg 147420  
tatttttgag acaaggtcta gctctatcac acaggctgga gtgtagtggt gcgttctcgg 147480  
ctcactgcaa cctccgctc ccacctaagc ctgctgcatt agtgtctaca ggcatgcacc 147540

---

-continued

accacaccog gctcactttt gtattttttg tacacatggg gttacacat gttgccgggg 147600  
ctggtctcga actcctgagc tcagggtgatt ctctgtctt ggccctcctaa agtgctggga 147660  
ttagagggtg gagccaccat gcccctcgg tacttctgat ttaggttcaa attttgatga 147720  
gtttttatga ccaagcctgt ggtctatcct agagaatgtt tgtgtgtttg acaattcaac 147780  
atcgtagagt tgattttggg tgctccatt gggactgtgt gtccctgtac tggaaactga 147840  
gtgaacactt ggctcataat ccattgctct tctctagaaa tccagcccaa ttctcttgg 147900  
taaatataag gtatgtgtag caggcattgc ttttctctc cagagacaaa actcaggagg 147960  
attgcccctt gatgaacaag gctaacctgc tgattctttg aagcaaagaa ctggagatgg 148020  
tcctttttaga ggtttatatt ctggattcca gaaaacatgc aaacagggcc aataaatgca 148080  
tctttatgtt ttcgtccatt ttaactgat ctaggaaaat tccaaaaaaa aaaaccacg 148140  
gtgctggagc aagaagatct cagggtgtga ccttctcgag gaaagaagca ctttctgtt 148200  
tctgaaagaa aagaagtgc ttccttctcagg aggttacgg tttgagaaaa gcaacgtcga 148260  
agttgacgct gatcttgga atacatttgc agagcgtgct gatcatcaga catggataat 148320  
ggtggggtt tgttttgtt ttatttttt atctaagaca aggtatctgt tgcccaggct 148380  
ggagtgcggg ggcacttota acctagatct ctgggttca agtggccctc tttctgggat 148440  
agagtctctt ttgctctgtg gcctggctg gaggcagtg gcaggaactc ggctcaccgc 148500  
aacctctgcc tcctgggttc aagcaattct cctgctcag cctgtcagc agctgggggt 148560  
acagacatgt gccaccacgc ctggctaatt tttgcattt tattgtcgat cgattgattg 148620  
attttgaga cagagtctgg ctctgtcacc caggctgtcg ggcagtggtg cgatcttggc 148680  
tcaactgcaac ctccacctc cacctcagcc tctgaatac ctgtctacag gcatgcacaa 148740  
ccacacctg ctaactttt tttttttgt acagatgagg tttcaccatg ttgccaggc 148800  
tggctctcga cccctgagct caagtaactc tcaaacctgg gcctcctaaa ctgctgtgat 148860  
taatgggtg agccaccgtg cctactctt acttgtgtgt ttctgtcaa attttattaa 148920  
ggagctttta tggcctcgc tgtggtctgt cctggaggat gtttgtgtgt gtgacaatgt 148980  
atattcttca acatcttoga ttccattttg ggtgcctcca tgggactgt gtgtccctgt 149040  
actggaacgc aagtgaagac ttggctcaga gtccatttgc tgttctctag aaatccagcc 149100  
taatcctctt gtgcaaatat aatataatc tagtaggcat tgcctttctt ttctggagac 149160  
aaaacacagg aggattgccc cttgatgaac aggactaacc tgctgattct ttgaagcaag 149220  
gaactgaaa tggctccttt agggatttatt gctctggatt ccagaaaaa cgcaaacagg 149280  
gccaataaat gcacttttat ttttgtgtc attttgacct ggtcaaggaa gattccaaca 149340  
aaaaatccac agtgccggag caagaagatc tcaggctgtg tccctctaca ggaagcgcct 149400  
ttctgtgtc tgaagaaag gaaagtgcatt ccttttagag tgttactgtt tgagaaaagc 149460  
aacgttgaag ttgatctga ttttgtaat acatttgcag agcatgctta tcatcagact 149520  
tggatgatgt tgggtctctt ttttctttt caagacagtg tgtttgttgc 149580  
ccaggctgga gtgcgggtg acttcccacc tagatctctt gggctcaaga ggtctttttt 149640  
tattttctt tctcaagaga gactctggtg gtgacacca ggctggagtg cagtgggtgca 149700  
ttatcagctc actgcagcct tcccctccc ggtcaagtg attcttctc ctcagcctcc 149760  
cgagtagctg ggattacagg tgtgggctac cacaccggc taatttttgt atttttagca 149820

-continued

---

gagacagggt tttaccatgt tggggaggct ggtctcaact cctgtcctca agcgatccac 149880  
ctccccttgc tcccaagtac tgagattaca ggcgtgagca actgcgcccc gcctcaagtg 149940  
gtcctcttaa gtcagectac caagttttgg gactacatgg ggcagccac cacacttggc 150000  
taagttttta atttttttt ttttttttt ttttttttt gagacggagt ctcactctgt 150060  
cgcccaggct ggagtgcagt ggcaagatct cggctcactg caagctcggc ctccgggggt 150120  
cacgccattc tcctgcctca gcctcccag tagctgggac tacagggtgc cgccaccacg 150180  
cctggctagt tttttgtatt ttttagtagag acgggggttc accctgttag ctaggatggt 150240  
ctcaatctcc tgacctcgtg atccaccgc ctcggcctcc caaagtgcctg ggattacag 150300  
cgtgagccac cgcgccccgc cgatagtttt taatttttga tagaaagga atctctcttg 150360  
cctaagatgg tctcaactcc tgagctcaag ggatcctaaa ggtgtgagcc gccttgcct 150420  
gatgacccat ttcaaacgta gctgacatgg ccaggcatca tggggcacac agtcccagct 150480  
actgcagaag cgggggtggg agggctcctt gatttccagg ctataccatg tgctgatcac 150540  
acttttgatc ccgagtagct gggattacag gcagccaccg ccaggccggc taatttttat 150600  
ttatttactt atttttcag acgggtgttc cctctgttg cccaggctgg agtgcaatgg 150660  
catgatctcg gateactgca acctccacct cctcggttca agegattctc ctgcctcagc 150720  
ctcccagaca gctgggatta caggcatgca tcaccacgcc cggctaattc tttgtatatt 150780  
tagtagagat gggatttctc catgttggtc aggctgatct tgaactccca accttaggtg 150840  
atccaccac ctcggcctcc caaagtgcct ggattacag catgagccat tgtgcccggc 150900  
ccatttcatt tatttttatg tgtgctgctg aagcaagcac ttatgtgtag gaattgttct 150960  
tcctgtgagc atagtgtggc cagcctggac cacataccaa gatccatct ctttaaaaac 151020  
acagattaag tggcacctgg cacctggtcc cagagacttc atttgggttg gtcatttgaa 151080  
acactagcct cccatcaatt tagtgtaatc aatccaaatc atgtgcctt cattaagaga 151140  
ctaagaacgc ctccacgtct atccagtcta ttttgtaatc cccaacgggt gtcfaatatta 151200  
ataaaatttc ttttctttt cctattcatt tgtgtcttta gttttcttc cccaaaaact 151260  
tgccatcatt tctcggaata gacctgctt ctctgcagga aggggtggtg tgattcaacc 151320  
cttaccact aatgccaacc ccagtgagtt cttttatcct attttctatg ggtaacgatt 151380  
ccaaggtacc attccaccgg gcaaaaagctc acatctaagt gtcagttgct cggtaaagatg 151440  
tgaaatggtt gctgtggcta atataagaaa caaactattg tagacaagat gaatctcagt 151500  
ggcagtgata aatgtcgcac aagacaaaac cacagatcct ttttttttt ttttttttt 151560  
ttagacaaaag tttcactctt gttgccagg ctggagtgca atggtgcgat ctccggctcac 151620  
tgcaacctcc gcctcctgga ggcgattcaa gcgattctcc tgctcagcc tcccaagtag 151680  
ctgggattac aggcagtcac caccacgcc aggtaatttt gtatttttag tagagacggg 151740  
gtttcgccat gctggtcagg ctggaactcc tgacctcaga tgatcctccc acctcagcct 151800  
cccaaatgct tgggattaca ggcgtgagcc actgtgccc gccaaccaca gatactttca 151860  
cgaaagcctt tagggccta gaaggggctc cctagtaaca ggtgggatgc gaggcagctc 151920  
tcggtgttgc cgtagtgagc gatgcctgtt cgtccagccc tcaacacctt ttactccgtg 151980  
gaagttatgc ctgcactggt ttacagaacc tcccttgact tgggttgagg tagagctgaa 152040  
gggaacctca gtgcctctg cagggtggat gtgcactgct tagcaagagc acggagggtg 152100

---

-continued

agtgcacggg ctttgagttt ttattgggaa aatgaagctg aaatgtaggg cgcacgacca 152160  
catcataaat gcacatttga ttttaattttt ctattttatt tttattttatt ttttttgaga 152220  
tggagcctcg ctctgttgcc caggetggag tgcaactggcc tgatctcggc tcaactgcaac 152280  
ctccacctcc cgggttcaag caattattgt gcctcagcct cccaggtagc tgggattaca 152340  
cgcatgcttc cacgccgggc cgatttttgt attttttagta gagacggggg ttcacatgt 152400  
tggccaggct gggttcaaaa tctgacctc aagtgatccg cccgcctcgg cctctcaaaag 152460  
tctgagatt acaggcgtga gccaccatga ccagcctaatt tttctattt tagagacagt 152520  
ggtctagcta tgccaccocg gctaaactag gctttagaga tcttctgccc tctgcccctc 152580  
cacggtctct ggtagtttg actacaaatg aacattagca tatttgcaac caccaccact 152640  
ctagtttga agatttttat cccccaaag aagcttatac ccatttgctc tcagtaocca 152700  
ccccctctt ccaactcagac cctggcaact actctacatc tctctagctc tggatttgcc 152760  
tcttggtggc atttcacaaa aaccagtctt gaatgggtgg cctgtgtgta ccacttttaa 152820  
tataatgggt tggttctggt tgtctgaagt gtgaatcttg ccaatgaagg atggtcctcg 152880  
gatggaagca ggaggctggg agaactgggc ggaacatcct ttcggaatgg agtgggggtg 152940  
gcacacctg atgtctggga agctcacaag ggtggaagaa cccatcttc tctctgataa 153000  
ctgcaagtg accctcctgg ggcactggat ggagtgaagg catctggact gggaacacca 153060  
gggcattgca ctggtgcagg caggatgagc cgaggggaaa ggagtgccag gcatcattct 153120  
ctggtgacag tttgggttg atctggatgg agcagggtgc ttctggtaga gagagtccct 153180  
gggattttg ctctgctcct ggctgtctt cagtcatgga atctgatgac aaaggctccc 153240  
actctgggcc acttcatttg gtttctggag cccagtggtc cttctgccc ggactcagga 153300  
tcttttggg aaatttggga cctcgcagga catctgcaca atccatagaa atccctgaga 153360  
gcccctccc tttgctgaca tctccgtatt cctacctatt gccttccaaa aaaagacct 153420  
tatctgaatt gccaaaggg gcttcccaga gcagggaac ccggttaaat ttgtatttca 153480  
gattaacagc atatctagaa tctactgaa caagaagtga tttgtgttt aagtgtgaga 153540  
aattttttc ccctaattt aaatacgaa cccatcatga atttggtgt caccttgccg 153600  
caggggccgt gggaacctat catttcattg ttaaatgtg gctgccaaag caagcactta 153660  
agtgtgggaa ttattcttca cgtgaggata caatagatgg aacgttatta cttttttctt 153720  
tcataattga gattttattg gttgaagatc ggtacagaca tttcaatttg tacacaattc 153780  
ttaacatacg taccgaaat ctaaaaagcc atgtattgta aatcgtttg tttgttttg 153840  
tttttttgag acagagtttc gctctgtgca cccaggtgg agcgcaatga cgcaatctcg 153900  
gctcaccgca acctccgct cccgggttca agcaattctc ctgcctcagc ctcccagta 153960  
gctgggatta caggcaaatg ccaccatgcc cggctaattt ttgtatttt ttttttttaa 154020  
gtagagacag ggcttctgcc tgtcggtcag gctggtctcg aatcccgac ctcaggtgat 154080  
ctgcccgcct cggcctctta aagtgtgag attacaggcg tgagccaccg cccccggcca 154140  
tgtattgtaa ttctctaca aagttattcc ggcgacttcc cagcttaaaa tttggaagca 154200  
cattttcctt aagaggctat caagtaccag tatcttcaca tggatgatcag ctgttacgga 154260  
cgtccctcca atccacaact aaaaatagca tgtaccctac atattcaaat ttttcatctt 154320  
tcacaacgca gaaacaaact tattaggaga acagaactac cacaatcaaa gatgttacag 154380

-continued

---

agtccacaca attctaacag ggagagccat ggtcagggag tggttttctt taggaaacaa 154440  
ttccaaaata cgacaggaga atagaagtaa tttaaaatgt tcaagacact aaatgcagag 154500  
ctgattccat gctgccattt aatatgcttt gtattatagg atataaacac gaaccctggc 154560  
cgggtgcagt ggctcacgcc tgtaatocca gcaactctggg aggccgaagt gggcagatca 154620  
cctgaggtca ggagtcaag accagcctgg cccacatggt gaaaccccat ccctactaaa 154680  
aatatgaaaa ttagccaggc atgggtggtc gcgcctgtaa tcccagctac tccggatgct 154740  
gaggcatgag aatcgctga acccgggagg tggagattgc agtgaactga aatcacgcca 154800  
ctgcctcca gcctgggoga caagaacaag actctgtttc aaaaaaaaa aaaaaaaaa 154860  
agtttctgga actactaaaa aacttgcat taaaaatag ttgataaaaa gattcctctg 154920  
ggttttaca gaagcgagac agggagcact gatgagacgt ggtatacggg gaatcagact 154980  
gggcatcaga ggctgggocct cctcagtttt cctttcccca tttctgcag ataatcttt 155040  
agtttcttgg ttagccactt ctgcccgtt tccctttgct cccctttgcc cttctgttca 155100  
cactttttg tctgaagatg tatccttctg tctgctctt ttcggcttca tttccactgg 155160  
ttttttgtt ttgtttgtt ttgtttgtt tgagacgtag tttcacctg ttgctcaggc 155220  
tggagtgeaa tggcgtgatc tcggetcaca geaacttctg ccttcgggt caagcgatc 155280  
tcttgctca gcctcccag tagctgggct tataggcgcg caccgccatg cccggcttat 155340  
ttttgtattt ttagtagaga cgggggttcc accatgttgg ccaggctggt ctcgaaactc 155400  
tgacctcagg tgatccgcc gcctcagcct cccaaagtgt tgtgattaca agcgtgagcc 155460  
accgcaccgc gccttgcttc cacttttgca ggagcaggt tagctgacaa ccgtgcgatc 155520  
tcctcgtggg ctcttctctg gcggccccta tggcggagct aacctgcctc ttgggcatcc 155580  
tgggtggcga gagggcgcgt gccggctgtc tgcgggcgcg ggctgccgag agccttggcg 155640  
aagctgggct gcctggcggc tgcggctcct cccgcgcgcc gagctgctga gaccacagc 155700  
ggggtcgggt ggagaaccga atggaaccgc aaactttctt attttgagac aggatctggc 155760  
tctgtcacc aggtggaggt gcttggctca ctgcaacgtc tgcctcaagt gatccttcca 155820  
cctcaacctc ccaagtagct gagattacag gcgcgcgtgc cactatgcct ggctaatttt 155880  
tgtactcttt gtatagatgg ggtctctgct atgttgccca cgctggtctt gaactcctgg 155940  
gctcaaatga tcctcctggc ctggcttccc aaagtgctgg ttgtaacgcc agcagtttgg 156000  
gaggccacag tcggcgggat ggattagcta gcaacaaaca tccaggcag agaatggtgc 156060  
tctctcaact ctcagtcagc aaggggctag tatatattga aggggctcag ggcatgtcac 156120  
cccaaagtca tcgcgtcagc atatggatta tttcgacctg gaagcctgtg ggaaaaagca 156180  
gatgcatctg acctccccct tcctacgtaa aagtagattg taaaatttat caagaggaaa 156240  
acgcccttcc tgcgccagga agagaagaat gttcctatca gcaggggcca ggagtccata 156300  
tgctaaacaa ctcagctact aacccttacc ttccttaagt tccccactgt ttcttggtca 156360  
cttcccctag cccaagcctc tttgtcttgt cacatcccca caacttatca ttctttttt 156420  
ttttttgagg tggagttag ctcttgttgc ccaggctaga gtgcgatggc gcaactcttg 156480  
ctcaactgaa cctctgcctc ccgggttcaa gtgattctcc tgcctcagcc tcccaagtag 156540  
ctgggattac aggcgcccac caccacgctc ggctgatttt ttgtattttt agtagagatg 156600  
gggttttgcc atgctggcca ggctggtctt gaactcctga tctccgggtga tccgcccgc 156660

---

-continued

tcagcctccc aaagtgcctgg gattgattac aggcgtgagc caccgcgccc ggccatcatt 156720  
ctcttttttg ttttgttggtg gttgttggtg tttgagacag cgtctggctt tgtcacccaa 156780  
gctggagtgc agtggcgcca tctcagctca ctgcgacctc tgectcccgg gttcaagcaa 156840  
ttctcatacc tcagcctccc gagtagctgg aaccacaggc atgagccacc atgcccggct 156900  
agttacaggg ttttctctatg ctctccaggc tggagtgcag tggcgcaatc atagtccact 156960  
gcagtcctca actcctgggc tcaagcaatc ctcccacctc agcctcttaa actgctggga 157020  
ttacaggtgg tagccatcat gccctgcccc agagaagtct ttaggcttca gccaggcacg 157080  
gtggctcagg ccggtaaacc cagcactttg ggaggctgag gtgggaggat cgcttgtgcc 157140  
caggagtga aggctgcaat cagctatgac tgcaccacag cactccagtc tgggcaaca 157200  
agtgagacc tgtctcaaaa aacaacaccg taggcccagc acggtggctc ctgctgtaa 157260  
tcccagcact ttgggaggcc aaggcagggtg gatcacttga ggccagagt tcaggaccag 157320  
catgaccaac atggtgaaac cccgtctcta ctaaaaatat acaaattagc cagggtgtgt 157380  
ggcagacacc tgtaatcca gctacttggg agactgaggg aggataattg cttgaacctg 157440  
ggaggcggag gttcgggtga gcccaagatc cgccattgca ctccagcctg gttgacagag 157500  
caagaccctg tctcaaaaag aaaggaaaag aaaaagaata caccagaagg taccagaga 157560  
ggccagtgtg gatgtacagc cagcacataa gatgctggtt agggacaggc gcagtggctc 157620  
acgcctgtaa tcccagcact ctgggaggcc caggcagggg gatcacctga ggccaggagt 157680  
tcaagaccag cctggccaac atggcgaaac cccgtctgta ctagcaata caaaaattac 157740  
ttgggcgcgg tggcacgtgc tataatcca gctactccgg aggctgaggg tggaaaattg 157800  
cttgaacctg ggaggctgag gttgcagtga gccgagatcg caccactgta ctccagcctg 157860  
ggcaacaaga gcgaaactcc gtctcaaaaa attaaataa taggcggggc gcggtggctc 157920  
acgcctgtaa tcccagcact ctgggaggcc gaggagggcg gatcacgggg tcaggagatc 157980  
aagaccatcc tggccaacat ggtgaaacct cgcctctact aaaaatacaa aaacttcgcc 158040  
ctgtatggcg gcacacggct gtattcccag ctactcggga ggctgaggca ggagaacggc 158100  
ttgaacctcg gagcagagg ctacagttag ccgggatcac accgctgcac tccggcctgg 158160  
gcagcaagag caaaactctg tctcaaaaa caaaaaacag aaaaacaaa agaatacaagt 158220  
aagtccaagc cacactgata acagccaatt tttgtgaacc aaggagggtg caattcaaga 158280  
attacatag atgtctactt ttgctatctc ctatgtgcca agcaagatac aggctctggg 158340  
caatcagaaa caaaagagac tcaactcgtc ctctcacagt actcagtcct tactgagata 158400  
aggacaaaag aaaatgtcct gtctggaatg cagggaaacc agaacttcag gtcaggggac 158460  
attccattg aattgtgtgg agttgaagct gaaaatactt ttttttttt ttttttttt 158520  
acatcacggc atggtttatt acgtgatttt ttactatata aaacaaaaa tacagaaatg 158580  
caatatgtga atacagctaa atgcagaatg gtgacttttt tctcttcaag aggccatgat 158640  
tcccattct agtaaaataa agagaccgca tacagggtgg ttgtgagatt cacaattttg 158700  
cctagaaatg atctataaat gcatttttcc cccctgctac ctaccgtaaa tcgtaaaaag 158760  
ggagttaaag caaagtttcc ttgttggttc ctaccatag gaagatgcta tattctattt 158820  
tagcagggtc aatatttga aatatctaa attaaatatt attacaaaa tgaagctgta 158880  
atgagattct ggctaagag ggcactaaat gagaataata tatattttaa gaatccaaa 158940



-continued

---

```
caaacaaaca aaaagaggtt attataaaaa gctctaggtg cactgtaagc atatagggtt 159000
tttttttcat gtgttttttt ttaacaatg gaagtgtcaa aaatagggtc aactgtgtta 159060
gactaaatta cattattgta tatgctgcat tgaatggaac ctttgatta taattatcat 159120
agagaagcac agtttgcac atattatggc aattcatcgt caatgaaaac cttccagagt 159180
ccttttattt tggaatctcc tgtaaactat caaaccacca gaacatgact gtacaacagt 159240
aaaatgttct cttgcattaa actgaagaga cctgtttaat aaaaaaagaa aaagaaaatg 159300
taggaaaggt acttagagct gttactttct aagtacacaa caccctagac aattcgaggc 159360
atcttaatct ccatcaagaa caacaacaac aaaaataatt tttgtcatgt tgttaaatcc 159420
atcattatgg atcaaacctg tgaacttgg tcaaatgaat ccaacaaaca ctgatgtcca 159480
agctggcata ttggcaacta atacacaact ggtggtcaat agagagtta aaagatcttc 159540
cctttcttgt tgttcttttc caaggttctc aaagagttct gttgctctaa aatacgttgt 159600
tgagcttccc agtttgtctt ctcatctca aactgacgac gtttctctc taattctttg 159660
tgccgtgctc ccaaattctt tttcagttgc acatggcact gctggagcta aatcacagca 159720
caatatatac ccaagagata ctgccttctc ctgacccttt ttccattaac ttcagtata 159780
atatcaactc ccaccacagc aagaggtaaa cggctcttta tctttttaac acgtttcttt 159840
tcttcttcat catctgttct tggaaattca tatatttta tttatgttc ttggatttct 159900
ttcattatct gttttgtaaa ctgttgacat tctctggtg tgagtgtgtc tgctttggca 159960
gtaagtggga tgatattcac ttttctatgc aaatgttca taaactcaac atccagtgtt 160020
ttaagtctca acaaaaggca atgtcaagta gttacaaaca tgcactacc aatcctgcct 160080
gaaggtggga gtcttcagtt atgtaatgtt cctgttatca ggcactgac gtctgtctac 160140
tcgagattct gcatttaggt agtctcaaa tttactatca atgtaatcga taacaggctg 160200
ccagcaatta ctactatcca ctgcatctcc aaatcctgag gtatcaacta tctgagcag 160260
caactaaaca ccacctctt tgattaaaac tttggattgt tccatccagg cttctatttt 160320
cccatagagg tccaaaaaac gccctgttt gtttaagttg tatatgtaa cttttctcc 160380
aggctgttcc ttgaggttta cataattggg aactcctca agcatctgta aataaacctt 160440
ttcagctgta gatctctcta tttcagttta atttgcagac caccaactat aggagccaag 160500
ttgaaagaga aaaaagtctc tcttcccagc actttcttta ggatgctttt cattgcttcc 160560
caactggagg cctcgccctc ccaccacct gccctagtc tcagctgctc ccagttctgt 160620
ccacttaaat acagactccc ggtagtagag aactttttta aaattttatt attattatta 160680
ttattattat tgacacagtc ttactctgtc gtccaggctg gagagcagtg gcacaatctc 160740
agctcaactgc agcctctgcc tctgggttc cagcgattct cctgcctcag cctcctgagt 160800
agctgggatt acagacaccc gccaccatgc ccgctaatt tttgtatttt tggtagagac 160860
gggggtttca ccattgttgc caggtgtgtc ttgaactcct aacctcaggt gatcctccta 160920
cctcgccctc ccaaagtgtc gggattacag gcgacagcca atgtgtgcac 160970
```

<210> SEQ ID NO 61

<211> LENGTH: 21

<212> TYPE: DNA

<213> ORGANISM: Artificial Sequence

<220> FEATURE:

<223> OTHER INFORMATION: Synthetic oligonucleotide

---

-continued

---

<400> SEQUENCE: 61  
actgggacga catggagaaa a 21

<210> SEQ ID NO 62  
<211> LENGTH: 14  
<212> TYPE: DNA  
<213> ORGANISM: Artificial Sequence  
<220> FEATURE:  
<223> OTHER INFORMATION: Synthetic oligonucleotide

<400> SEQUENCE: 62  
gccacacgca gctc 14

<210> SEQ ID NO 63  
<211> LENGTH: 21  
<212> TYPE: DNA  
<213> ORGANISM: Artificial Sequence  
<220> FEATURE:  
<223> OTHER INFORMATION: Synthetic oligonucleotide

<400> SEQUENCE: 63  
tgcaaggaaa gcattgaaca a 21

<210> SEQ ID NO 64  
<211> LENGTH: 23  
<212> TYPE: DNA  
<213> ORGANISM: Artificial Sequence  
<220> FEATURE:  
<223> OTHER INFORMATION: Synthetic oligonucleotide

<400> SEQUENCE: 64  
gaggagtcac ctggacaatc act 23

<210> SEQ ID NO 65  
<211> LENGTH: 22  
<212> TYPE: DNA  
<213> ORGANISM: Artificial Sequence  
<220> FEATURE:  
<223> OTHER INFORMATION: Synthetic oligonucleotide

<400> SEQUENCE: 65  
cacatgaagc agcacgactt ct 22

<210> SEQ ID NO 66  
<211> LENGTH: 22  
<212> TYPE: DNA  
<213> ORGANISM: Artificial Sequence  
<220> FEATURE:  
<223> OTHER INFORMATION: Synthetic oligonucleotide

<400> SEQUENCE: 66  
aactccagca ggaccatgtg at 22

<210> SEQ ID NO 67  
<211> LENGTH: 20  
<212> TYPE: DNA  
<213> ORGANISM: Artificial Sequence  
<220> FEATURE:  
<223> OTHER INFORMATION: Synthetic oligonucleotide

<400> SEQUENCE: 67  
gcggtggttg cccaacagga 20

---

-continued

---

<210> SEQ ID NO 68  
<211> LENGTH: 20  
<212> TYPE: DNA  
<213> ORGANISM: Artificial Sequence  
<220> FEATURE:  
<223> OTHER INFORMATION: Synthetic oligonucleotide

<400> SEQUENCE: 68

acgaccgctg gtcactttaa 20

<210> SEQ ID NO 69  
<211> LENGTH: 23  
<212> TYPE: DNA  
<213> ORGANISM: Artificial Sequence  
<220> FEATURE:  
<223> OTHER INFORMATION: Synthetic oligonucleotide

<400> SEQUENCE: 69

tagaggatca cgtaattgca gga 23

<210> SEQ ID NO 70  
<211> LENGTH: 23  
<212> TYPE: DNA  
<213> ORGANISM: Artificial Sequence  
<220> FEATURE:  
<223> OTHER INFORMATION: Synthetic oligonucleotide

<400> SEQUENCE: 70

gttgtcaaag ctgagccttc tat 23

<210> SEQ ID NO 71  
<211> LENGTH: 21  
<212> TYPE: DNA  
<213> ORGANISM: Artificial Sequence  
<220> FEATURE:  
<223> OTHER INFORMATION: Synthetic oligonucleotide

<400> SEQUENCE: 71

atgccagacc gtcttgatac a 21

<210> SEQ ID NO 72  
<211> LENGTH: 21  
<212> TYPE: DNA  
<213> ORGANISM: Artificial Sequence  
<220> FEATURE:  
<223> OTHER INFORMATION: Synthetic oligonucleotide

<400> SEQUENCE: 72

tgacccaagt atttcagccc a 21

<210> SEQ ID NO 73  
<211> LENGTH: 21  
<212> TYPE: DNA  
<213> ORGANISM: Artificial Sequence  
<220> FEATURE:  
<223> OTHER INFORMATION: Synthetic oligonucleotide

<400> SEQUENCE: 73

gaacaacggt ttcgctcttt g 21

<210> SEQ ID NO 74  
<211> LENGTH: 23  
<212> TYPE: DNA

---

-continued

---

<213> ORGANISM: Artificial Sequence  
<220> FEATURE:  
<223> OTHER INFORMATION: Synthetic oligonucleotide

<400> SEQUENCE: 74

gcttctacat taggccagac ttt 23

<210> SEQ ID NO 75  
<211> LENGTH: 21  
<212> TYPE: DNA  
<213> ORGANISM: Artificial Sequence  
<220> FEATURE:  
<223> OTHER INFORMATION: Synthetic oligonucleotide

<400> SEQUENCE: 75

acccgcttaa cagcgtcaac a 21

<210> SEQ ID NO 76  
<211> LENGTH: 20  
<212> TYPE: DNA  
<213> ORGANISM: Artificial Sequence  
<220> FEATURE:  
<223> OTHER INFORMATION: Synthetic oligonucleotide

<400> SEQUENCE: 76

ccaaagaggt gcgggagttt 20

<210> SEQ ID NO 77  
<211> LENGTH: 20  
<212> TYPE: DNA  
<213> ORGANISM: Artificial Sequence  
<220> FEATURE:  
<223> OTHER INFORMATION: Synthetic oligonucleotide

<400> SEQUENCE: 77

gccaatgagg gttcgagttc 20

<210> SEQ ID NO 78  
<211> LENGTH: 21  
<212> TYPE: DNA  
<213> ORGANISM: Artificial Sequence  
<220> FEATURE:  
<223> OTHER INFORMATION: Synthetic oligonucleotide

<400> SEQUENCE: 78

aacaacatcc cgtcgttcat c 21

<210> SEQ ID NO 79  
<211> LENGTH: 21  
<212> TYPE: DNA  
<213> ORGANISM: Artificial Sequence  
<220> FEATURE:  
<223> OTHER INFORMATION: Synthetic oligonucleotide

<400> SEQUENCE: 79

acgaatccca gtgtgttttg g 21

<210> SEQ ID NO 80  
<211> LENGTH: 22  
<212> TYPE: DNA  
<213> ORGANISM: Artificial Sequence  
<220> FEATURE:  
<223> OTHER INFORMATION: Synthetic oligonucleotide

-continued

---

<400> SEQUENCE: 80

tgctcaaaaa cggatggac at

22

<210> SEQ ID NO 81

<211> LENGTH: 20

<212> TYPE: DNA

<213> ORGANISM: Artificial Sequence

<220> FEATURE:

<223> OTHER INFORMATION: Synthetic oligonucleotide

<400> SEQUENCE: 81

caaccaagca aatgtgagga

20

<210> SEQ ID NO 82

<211> LENGTH: 20

<212> TYPE: DNA

<213> ORGANISM: Artificial Sequence

<220> FEATURE:

<223> OTHER INFORMATION: Synthetic oligonucleotide

<400> SEQUENCE: 82

ggagacttgc ctggtgaaaa

20

---

1. A method of inhibiting or treating a microbial infection in a subject, comprising:

- selecting a subject with a microbial infection or at risk for contracting a microbial infection; and
- administering to the subject a therapeutically effective amount of one or more inhibitory microRNAs (miRs) encoded by the chromosome 19 miRNA cluster (C19MC), thereby inhibiting or treating the microbial infection.

2. The method of claim 1, wherein administering the one or more inhibitory miRs encoded by the C19MC comprises administering a nucleic acid molecule encoding the C19MC or a biologically active portion thereof.

3. The method of claim 1, wherein the microbial infection is a viral infection.

4. The method of claim 3, wherein the viral infection is an infection by an RNA virus.

5. The method of claim 4, wherein the RNA virus is a coxsackievirus, poliovirus, vesicular stomatitis virus, human immunodeficiency virus or hepatitis C virus.

6. The method of claim 3, wherein the viral infection is an infection by a DNA virus.

7. The method of claim 6, wherein the DNA virus is a vaccinia virus or herpes simplex virus.

8. The method of claim 1, wherein the microbial infection is a bacterial infection.

9. The method of claim 1, wherein the microbial infection is a parasitic infection.

10. The method of claim 1, wherein inhibiting the microbial infection comprises preventing the microbial infection.

11. The method of claim 1, wherein the method comprises inhibiting or preventing intrauterine transmission of the microbial infection.

12. The method of claim 1, wherein the subject is administered a nucleic acid molecule encoding the entire C19MC.

13. The method of claim 1, wherein the biologically active portion of the C19MC, or the one or more inhibitory miRs, comprises:

- (i) miR-517-3p, miR-1323, miR-516b-5p, miR-525-5p, miR-512-3p and miR-515-3p;
- (ii) miR-517-3p, miR-516b-5p, and miR-512-3p;
- (iii) miR-517-3p;
- (iv) miR-516b-5p; or
- (v) miR-512-3p.

14. A method of inducing autophagy in a cell, comprising contacting the cell with an effective amount of one or more inhibitory miRs encoded by the C19MC, thereby inducing autophagy in the cell.

15. The method of claim 14, wherein administering the one or more inhibitory miRs encoded by the C19MC comprises administering a nucleic acid molecule encoding the C19MC or a biologically active portion thereof.

16. The method of claim 14, wherein the biologically active portion of the C19MC, or the one or more inhibitory miRs, comprises:

- (i) miR-517-3p, miR-1323, miR-516b-5p, miR-525-5p, miR-512-3p and miR-515-3p;
- (ii) miR-517-3p, miR-516b-5p, and miR-512-3p;
- (iii) miR-517-3p;
- (iv) miR-516b-5p; or
- (v) miR-512-3p.

17. The method of claim 14, wherein the method is an in vitro method.

18. The method of claim 14, wherein the method is an in vivo method and contacting the cell comprises administering to a subject an effective amount of one or more inhibitory miRs encoded by the C19MC, or a nucleic acid molecule encoding the C19MC or a biologically active portion thereof.

19. The method of claim 18, wherein the subject suffers from a disease associated with a deficiency in autophagy.

20. The method of claim 2, wherein the nucleic acid molecule comprises a vector.

\* \* \* \* \*