



US 20070197546A1

(19) **United States**(12) **Patent Application Publication** (10) **Pub. No.: US 2007/0197546 A1****Giardina et al.**(43) **Pub. Date: Aug. 23, 2007**(54) **QUINOLINE-4-CARBOXAMIDE AS NK-2 AND NK-3 RECEPTOR ANTAGONISTS**(75) Inventors: **Giuseppe Arnaldo Maria Giardina**, Milan (IT); **Mario Grugni**, Domodossola (IT); **Davide Graziani**, Milan (IT); **Luca Francesco Raveglia**, Milan (IT)

Correspondence Address:

GLAXOSMITHKINE**Corporate Intellectual Property - UW2220****P.O. Box 1539****King of Prussia, PA 19406-0939 (US)**(73) Assignee: **SmithKline Beecham SpA, Italy**(21) Appl. No.: **11/691,899**(22) Filed: **Mar. 27, 2007****Related U.S. Application Data**

(63) Continuation of application No. 11/418,274, filed on May 4, 2006, which is a continuation of application No. 11/085,028, filed on Mar. 14, 2005, now abandoned, which is a continuation of application No. 10/721,644, filed on Nov. 25, 2003, now abandoned, which is a continuation of application No. 10/052,925, filed on Jan. 16, 2002, now abandoned, which is a continuation of application No. 09/731,190, filed on Dec. 6, 2000, now abandoned, which is a continuation of application No. 09/424,122, filed on Nov. 17, 1999, now abandoned, filed as 371 of international application No. PCT/EP98/03014, filed on May 18, 1998.

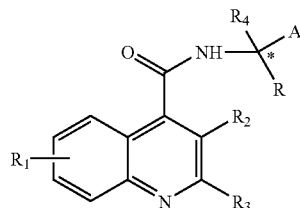
(30) **Foreign Application Priority Data**

May 23, 1997	(GB)	9710750.2
Oct. 17, 1997	(IT)	MI97A002354
Dec. 16, 1997	(IT)	MI97A002775

Publication Classification(51) **Int. Cl.****A61K 31/4709** (2006.01)**A61K 31/496** (2006.01)**C07D 401/02** (2006.01)(52) **U.S. Cl.** **514/253.06**; 514/311; 544/363; 546/167; 546/173(57) **ABSTRACT**

A compound, or a solvate or a salt thereof, of formula (I):

(I)



wherein, Ar is an optionally substituted aryl or a C₅₋₇ cycloalkdienyl group, or a C₅₋₇ cycloalkyl group or an optionally substituted single or fused ring aromatic heterocyclic group,;

R is C₁₋₆ alkyl, C₃₋₇ cycloalkyl, C₃₋₇ cycloalkylalkyl, optionally substituted phenyl or phenyl C₁₋₆ alkyl, an optionally substituted five-membered heteroaromatic ring comprising up to four heteroatoms selected from O and N, hydroxy C₁₋₆ alkyl, amino C₁₋₆ alkyl, C₁₋₆ alkylaminoalkyl, di C₁₋₆ alkylaminoalkyl, C₁₋₆ acylaminoalkyl, C₁₋₆ alkoxyalkyl, C₁₋₆ alkylcarbonyl, carboxy, C₁₋₆ alkoxy carbonyl, C₁₋₆ alkoxy carbonyl C₁₋₆ alkyl, aminocarbonyl, C₁₋₆ alkylaminocarbonyl, di C₁₋₆ alkylaminocarbonyl, halogeno C₁₋₆ alkyl; or R is a group -(CH₂)_p- wherein p is 2 or 3 which group forms a ring with a carbon atom of Ar;

R₁ represents hydrogen or up to four optional substituents selected from the list consisting of: C₁₋₆ alkyl, C₁₋₆ alkenyl, aryl, C₁₋₆ alkoxy, hydroxy, halogen, nitro, cyano, carboxy, carboxamido, sulphonamido, C₁₋₆ alkoxy carbonyl, trifluoromethyl, acyloxy, phthalimido, amino or mono- and di-C₁₋₆ alkylamino;

R₂ represents a moiety -(CH₂)_n-NY₁Y₂ wherein n is an integer in the range of from 1 to 9, Y₁ and Y₂ are independently selected from hydrogen; C₁₋₆-alkyl; C₁₋₆ alkyl substituted with hydroxy, C₁₋₆ alkylamino or bis (C₁₋₆ alkyl) amino; C₁₋₆-alkenyl; aryl or aryl-C₁₋₆-alkyl or Y₁ and Y₂ together with the nitrogen atom to which they are attached represent an optionally substituted N-linked single or fused ring heterocyclic group;

R₃ is branched or linear C₁₋₆ alkyl, C₃₋₇ cycloalkyl, C₄₋₇ cycloalkylalkyl, optionally substituted aryl, or an optionally substituted single or fused ring aromatic heterocyclic group; and

R₄ represents hydrogen or C₁₋₆ alkyl; a pharmaceutical composition comprising such a compound, process for preparing such a compound and the use of such a compound in medicine.

QUINOLINE-4-CARBOXAMIDE AS NK-2 AND NK-3 RECEPTOR ANTAGONISTS

[0001] This application is continuation of Ser. No. 11/085,028 filed 14 Mar. 2005 now pending, which is a continuation of Ser. No. 10/721,644 filed 25 Nov. 2003 now abandoned, which is a continuation of Ser. No. 10/052,925 filed 16 Jan. 2002 now abandoned, which is a continuation of Ser. No. 09/731,190 filed 6 Dec. 2000 now abandoned, which is a continuation of Ser. No. 09/424,122 filed 17 Nov. 1999 now abandoned which is a 371 application of PCT EP98/03014 filed 18 May 1998 which claims the benefit of GB 9710750.2 filed 23 May 1997.

[0002] The present invention relates to novel compounds, in particular to novel quinoline derivatives, to processes for the preparation of such compounds, to pharmaceutical compositions containing such compounds and to the use of such compounds in medicine.

[0003] The mammalian peptide Neurokinin B (NKB) belongs to the Tachykinin (TK) peptide family which also include Substance P (SP) and Neurokinin A (NKA). Pharmacological and molecular biological evidence has shown the existence of three subtypes of TK receptor (NK₁, NK₂ and NK₃) and NKB binds preferentially to the NK₃ receptor although it also recognises the other two receptors with lower affinity (Maggi et al, 1993, *J. Auton. Pharmacol.*, 13, 23-93).

[0004] Selective peptidic NK₃ receptor antagonists are known (Drapeau, 1990 *Regul. Pept.*, 31, 125-135), and findings with peptidic NK₃ receptor agonists suggest that NKB, by activating the NK₃ receptor, has a key role in the modulation of neural input in airways, skin, spinal cord and nigro-striatal pathways (Myers and Udem, 1993, *J. Physiol.*, 470, 665-679; Counture et al., 1993, *Regul. Peptides*, 46, 426-429; Mccarson and Krause, 1994, *J. Neurosci.*, 14 (2), 712-720; Arenas et al. 1991, *J. Neurosci.*, 11, 2332-8). However, the peptide-like nature of the known antagonists makes them likely to be too labile from a metabolic point of view to serve as practical therapeutic agents.

[0005] We have now discovered a novel class of non-peptide NK-3 antagonists which are far more stable from a metabolic point of view than the known peptidic NK-3 receptor antagonists and are of potential therapeutic utility. These compounds also have NK-2 antagonist activity and are therefore considered to be of potential use in the prevention and treatment of a wide variety of clinical conditions which are characterized by overstimulation of the tachykinin receptors, in particular NK-3 and NK-2.

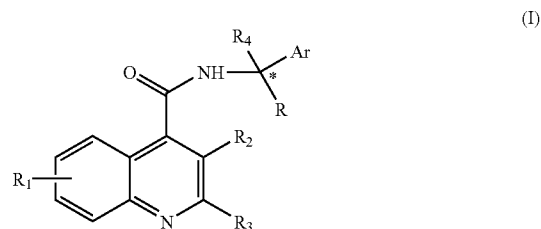
[0006] These conditions include respiratory diseases, such as chronic obstructive pulmonary disease (COPD), asthma, airway hyperreactivity, cough; inflammatory diseases such as inflammatory bowel disease, psoriasis, fibrositis, osteoarthritis, rheumatoid arthritis and inflammatory pain; neurogenic inflammation or peripheral neuropathy, allergies such as eczema and rhinitis; ophthalmic diseases such as ocular inflammation, conjunctivitis, vernal conjunctivitis and the like; cutaneous diseases, skin disorders and itch, such as cutaneous wheal and flare, contact dermatitis, atopic dermatitis, urticaria and other eczematoid dermatitis; adverse immunological reactions such as rejection of transplanted tissues and disorders related to immune enhancement or

suppression such as systemic lupus erythematosus; gastrointestinal (GI) disorders and diseases of the GI tract such as ulcerative colitis, Crohn's disease and urinary incontinence; renal disorders and disorders of the bladder function, (hereinafter referred to as the 'Primary Conditions').

[0007] Certain of these compounds also show CNS activity and hence are considered to be of particular use in the treatment of disorders of the central nervous system such as anxiety, depression, psychosis and schizophrenia; neurodegenerative disorders such as AIDS related dementia, senile dementia of the Alzheimer type, Alzheimer's disease, Down's syndrome, Huntington's disease, Parkinson's disease, movement disorders and convulsive disorders (for example epilepsy); demyelinating diseases such as multiple sclerosis and amyotrophic lateral sclerosis and other neuropathological disorders such as diabetic neuropathy, AIDS related neuropathy, chemotherapy-induced neuropathy and neuralgia; addiction disorders such as alcoholism; stress related somatic disorders; reflex sympathetic dystrophy such as shoulder/hand syndrome; dysthymic disorders; eating disorders (such as food intake disease); fibrosing and collagen diseases such as scleroderma and eosinophilic fasciitis; disorders of the blood flow caused by vasodilation and vasospastic diseases such as angina, migraine and Reynaud's disease and pain or nociception, for example, that is attributable to or associated with any of the foregoing conditions especially the transmission of pain in migraine, (hereinafter referred to as the 'Secondary Conditions').

[0008] The compounds of formula (I) are also considered to be useful as diagnostic tools for assessing the degree to which neurokinin-3 and neurokinin-2 receptor activity (normal, overactivity or underactivity) is implicated in a patient's symptoms.

[0009] According to the present invention there is provided a compound, or a solvate or a salt thereof, of formula (I):



[0010] wherein, Ar is an optionally substituted aryl or a C₅₋₇ cycloalkadienyl group, or a C₅₋₇ cycloalkyl group or an optionally substituted single or fused ring aromatic heterocyclic group,;

[0011] R is C₁₋₆ alkyl, C₃₋₇ cycloalkyl, C₃₋₇ cycloalkylalkyl, optionally substituted phenyl or phenyl C₁₋₆ alkyl, an optionally substituted five-membered heteroaromatic ring comprising up to four heteroatoms selected from O and N, hydroxy C₁₋₆ alkyl, amino C₁₋₆ alkyl, C₁₋₆ alkylaminoalkyl, di C₁₋₆ alkylaminoalkyl, C₁₋₆ acylaminoalkyl, C₁₋₆ alkoxyalkyl, C₁₋₆ alkylcarbonyl, carboxy, C₁₋₆ alkoxy carbonyl, C₁₋₆ alkoxy carbonyl C₁₋₆ alkyl, aminocarbonyl, C₁₋₆ alky-

laminocarbonyl, di C_{1-6} alkylaminocarbonyl, halogeno C_{1-6} alkyl; or R is a group $-(CH_2)_p-$ wherein p is 2 or 3 which group forms a ring with a carbon atom of Ar;

[0012] R_1 represents hydrogen or up to four optional substituents selected from the list consisting of: C_{1-6} alkyl, C_{1-6} alkenyl, aryl, C_{1-6} alkoxy, hydroxy, halogen, nitro, cyano, carboxy, carboxamido, sulphonamido, C_{1-6} alkoxy-carbonyl, trifluoromethyl, acyloxy, phthalimido, amino or mono- and di- C_{1-6} alkylamino;

[0013] R_2 represents a moiety $-(CH_2)_n-NY_1Y_2$ wherein n is an integer in the range of from 1 to 9, Y_1 and Y_2 are independently selected from hydrogen; C_{1-6} -alkyl; C_{1-6} alkyl substituted with hydroxy, C_{1-6} alkylamino or bis (C_{1-6} alkyl) amino; C_{1-6} -alkenyl; aryl or aryl- C_{1-6} -alkyl or Y_1 and Y_2 together with the nitrogen atom to which they are attached represent an optionally substituted N-linked single or fused ring heterocyclic group;

[0014] R_3 is branched or linear C_{1-6} alkyl, C_{3-7} cycloalkyl, C_{4-7} cycloalkylalkyl, optionally substituted aryl, or an optionally substituted single or fused ring aromatic heterocyclic group; and

[0015] R_4 represents hydrogen or C_{1-6} alkyl.

[0016] Suitably, Ar represents optionally substituted phenyl, or preferably unsubstituted phenyl.

[0017] Preferably Ar is phenyl.

[0018] Suitably, R represents C_{1-6} alkyl, for example ethyl or iso-propyl.

[0019] In one preferred aspect, R is ethyl. In another preferred aspect, R is iso-propyl.

[0020] Suitably R_1 represents hydrogen, C_{1-6} alkoxy, for example methoxy, or hydroxy.

[0021] Preferably, R_1 represents hydrogen.

[0022] Suitably, NY_1Y_2 represents an optionally substituted N-linked single or fused ring heterocyclic group.

[0023] Suitable N-linked single or fused heterocyclic groups, include groups in which any single or fused ring is saturated or unsaturated and consists of 5- or 6-ring atoms, said ring atoms optionally comprising 1 or 2 additional heteroatoms selected from O or N and wherein one or two ring atoms are optionally substituted with one or two oxo groups or one or two of hydroxy, carboxy, C_{1-6} alkoxy-carbonyl, C_{1-6} alkyl, C_{1-6} hydroxyalkyl, aryl, arylalkyl, C_{3-7} cycloalkyl, or a single or fused ring aromatic heterocyclic group, or the substituents on adjacent ring atoms form a carbocyclic ring; said aryl or aromatic heterocyclic groups being optionally substituted with one or two C_{1-6} alkyl, alkoxy, hydroxy, halogen or halogenalkyl groups.

[0024] Suitably, the additional heteroatom is N.

[0025] Favoured optional substituents for the N-linked single or fused heterocyclic groups are selected from oxo, C_{1-6} alkyl, aryl and arylalkyl.

[0026] When present oxo substituents are preferably alpha to the point of linkage of the N-linked single or fused heterocyclic group.

[0027] When a hetero atom of the N-linked single or fused heterocyclic group is substituted, preferred substituents are

selected from C_{1-6} alkyl, aryl and arylalkyl, for example methyl ethyl, isopropyl, phenyl, chlorophenyl, trifluoromethylphenyl, benzyl and phenylethylene.

[0028] Fused heterocyclic groups include groups having one or more rings which share one or more atoms, such as spiro fused rings, or one or more bonds.

[0029] A suitable N-linked single ring heterocyclic group comprising a 5-membered saturated heterocyclic ring is a pyrrolidin-1-yl group.

[0030] A suitable N-linked single ring heterocyclic group comprising a 6-membered saturated heterocyclic ring is a piperidin-1-yl group.

[0031] A suitable N-linked single ring 6-membered saturated heterocyclic group comprising an additional heteroatom is a piperazinyl group, for example an optionally substituted 4-phenylpiperazinyl group.

[0032] A suitable N-linked fused ring heterocyclic group includes a 5- or 6-membered saturated or unsaturated heterocyclic ring fused to a benzene ring.

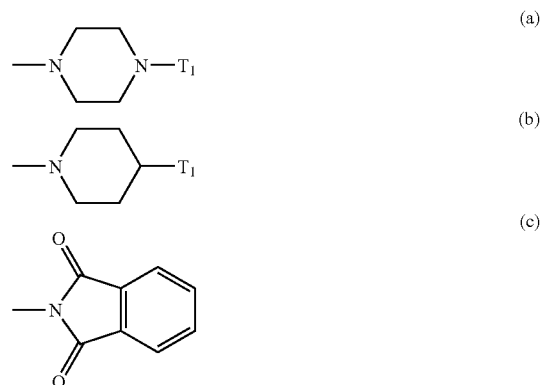
[0033] A suitable N-linked fused ring heterocyclic group comprising a 6-membered saturated heterocyclic ring fused to a benzene ring is a 2-(1,2,3,4-tetrahydro)isoquinolinyl group.

[0034] Suitable, N-linked fused heterocyclic groups include spiro fused groups, for example 1,4-dioxo-8-azaspiro[4.5]decan-8-yl group.

[0035] An example of a spiro fused heterocyclic group is a 8-azaspiro[4.5]decan-8-yl group.

[0036] One preferred value of NY_1Y_2 is a piperazinyl group, especially a 4-phenylpiperazinyl which piperazinyl group may be substituted or unsubstituted

[0037] A particularly preferred value of NY_1Y_2 is a group of formula (a), (b) or (c):



wherein T_1 represents hydroxy, carboxy, C_{1-6} alkoxy-carbonyl, C_{1-6} alkyl, C_{1-6} hydroxyalkyl, aryl, arylalkyl or C_{3-7} cycloalkyl.

[0038] Suitably, T_1 represents C_{1-6} alkyl, aryl and arylalkyl, for example methyl ethyl, isopropyl, phenyl, chlorophenyl, trifluoromethylphenyl, benzyl and phenylethylene.

[0039] In one particular aspect $\text{—NY}_1\text{Y}_2$ is a moiety of formula (a).

[0040] In one particular aspect $\text{—NY}_1\text{Y}_2$ is a moiety of formula (b).

[0041] In one particular aspect $\text{—NY}_1\text{Y}_2$ is a moiety of formula (c).

[0042] Suitably, R_3 is optionally substituted aryl, preferably an unsubstituted aryl group such as a phenyl group.

[0043] Suitably, R_4 is hydrogen.

[0044] Suitably, n is an integer from 1 to 6, favourably 1 to 4 and most preferably 1, 2 or 3.

[0045] Favourably, n' represents 1.

[0046] Favourably, n' represents 2.

[0047] Favourably, n' represents 3.

[0048] Preferred compounds of formula (I) are those wherein: Ar is phenyl, R is ethyl, R_1 is hydrogen, R_2 is a moiety $\text{—(CH}_2\text{)}_n\text{—NY}_1\text{Y}_2$ wherein n is 1, 2, 3 or 4 R_3 is phenyl and R_4 is hydrogen and NY_1Y_2 is:

[0049] (i) an optionally substituted piperazinyl group, especially a moiety of the above defined formula (a);

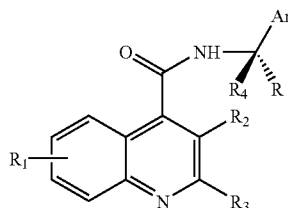
[0050] (ii) a moiety of the above defined formula (b); or

[0051] (iii) a moiety of the above defined formula (c).

[0052] In particular should be mentioned the compounds of examples 12, 13 and 14,

[0053] In particular should be mentioned the compounds of examples 20, 21, 23, 24, 25, 26, 36, 37, 40, 42 and 43.

[0054] The compounds of formula (I) may have at least one asymmetric centre—for example the carbon atom labelled with an asterisk (*) in the compound of formula (I)—and therefore may exist in more than one stereoisomeric form. The invention extends to all such stereoisomeric forms and to mixtures thereof, including racemates. In particular, the invention includes compounds wherein the asterisked carbon atom in formula (I) has the stereochemistry shown in formula (Ia):



(Ia)

wherein Ar, R, R_1 , R_2 , R_3 , and R_4 are as defined in relation to formula (I).

[0055] The compounds of formula (I) or their salts or solvates are preferably in pharmaceutically acceptable or substantially pure form. By pharmaceutically acceptable form is meant, inter alia, having a pharmaceutically acceptable level of purity excluding normal pharmaceutical addi-

tives such as diluents and carriers, and including no material considered toxic at normal dosage levels.

[0056] A substantially pure form will generally contain at least 50% (excluding normal pharmaceutical additives), preferably 75%, more preferably 90% and still more preferably 95% of the compound of formula (I) or its salt or solvate.

[0057] One preferred pharmaceutically acceptable form is the crystalline form, including such form in pharmaceutical composition. In the case of salts and solvates the additional ionic and solvent moieties must also be non-toxic.

[0058] Suitable salts are pharmaceutically acceptable salts.

[0059] Suitable pharmaceutically acceptable salts include the acid addition salts with the conventional pharmaceutical acids, for example maleic, hydrochloric, hydrobromic, phosphoric, acetic, fumaric, salicylic, citric, lactic, mandelic, tartaric, succinic, benzoic, ascorbic and methanesulphonic.

[0060] Suitable pharmaceutically acceptable salts include salts of acidic moieties of the compounds of formula (I) when they are present, for example salts of carboxy groups or phenolic hydroxy groups.

[0061] Suitable salts of acidic moieties include metal salts, such as for example aluminium, alkali metal salts such as lithium, sodium or potassium, alkaline earth metal salts such as calcium or magnesium and ammonium or substituted ammonium salts, for example those with lower alkylamines such as triethylamine, hydroxy alkylamines such as 2-hydroxyethylamine, bis-(2-hydroxyethyl)-amine or tri-(2-hydroxyethyl)-amine, cycloalkylamines such as bicyclohexylamine, or with procaine, dibenzylpiperidine, N-benzyl- β -phenethylamine, dehydroabietylamine, N,N'-bisdehydroabietylamine, glucamine, N-methylglucamine or bases of the pyridine type such as pyridine, collidine, quinine or quinoline.

[0062] Suitable solvates are pharmaceutically acceptable solvates.

[0063] Suitable pharmaceutically acceptable solvates include hydrates.

[0064] The term 'alkyl' (unless specified to the contrary) when used alone or when forming part of other groups (such as the 'alkoxy' group) includes straight- or branched-chain alkyl groups containing 1 to 12 carbon atoms, suitably 1 to 6 carbon atoms, examples include methyl, ethyl, n-propyl, isopropyl, n-butyl, isobutyl or tert-butyl group.

[0065] The term 'carbocyclic' refers to cycloalkyl and aryl rings.

[0066] The term 'cycloalkyl' includes groups having 3 to 12, suitably 4 to 6 ring carbon atoms.

[0067] The term 'aryl' includes phenyl and naphthyl, preferably phenyl which unless specified to the contrary optionally comprise up to five, preferably up to three substituents selected from halogen, alkyl, phenyl, alkoxy, haloalkyl, hydroxyalkyl, hydroxy, amino, nitro, cyano, carboxy, alkoxy carbonyl, alkoxy carbonylalkyl, alkyl carbonyloxy, or alkyl carbonyl groups.

[0068] The term 'aromatic heterocyclic group' includes groups comprising aromatic heterocyclic rings containing

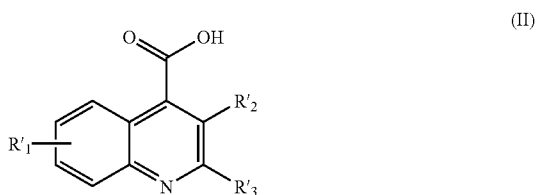
from 5 to 12 ring atoms, suitably 5 or 6, and comprising up to four hetero-atoms in the or each ring selected from S, O or N.

[0069] Unless specified to the contrary, suitable substituents for any heterocyclic group includes up to 4 substituents selected from the group consisting of: alkyl, alkoxy, aryl and halogen or any two substituents on adjacent carbon atoms, together with the carbon atoms to which they are attached, may form an aryl group, preferably a benzene ring, and wherein the carbon atoms of the aryl group represented by the said two substituents may themselves be substituted or unsubstituted.

[0070] When used herein the term "halogen" refers to fluorine, chlorine, bromine and iodine, preferably fluorine or chlorine.

[0071] When used herein the term "acyl" includes residues of acids, in particular a residue of a carboxylic acid such as an alkyl- or aryl-carbonyl group.

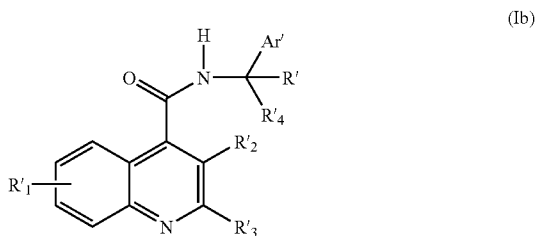
[0072] The invention also provides a process for the preparation of a compound of formula (I), or a salt thereof and/or a solvate thereof, which process comprises reacting a compound of formula (II) or an active derivative thereof:



[0073] wherein R_1 , R_2 and R_3 are R_1 , R_2 and R_3 respectively as defined in relation to formula (I) or a group convertible to R_1 , R_2 and R_3 respectively; with a compound of formula (III):



[0074] wherein R_1 , R_4 and Ar are R , R_4 and Ar as defined for formula (I) or a group or atom convertible to R , R_4 and Ar respectively; to form a compound of formula (Ib):



wherein Ar' , R' , R'_1 , R'_2 , R'_3 and R'_4 are as defined above, and thereafter carrying out one or more of the following optional steps:

[0075] (i) converting any one of Ar' , R' , R'_1 , R'_2 , R'_3 and R'_4 to Ar , R , R_1 , R_2 , R_3 or R_4 respectively as required, to obtain a compound of formula (I);

[0076] (ii) converting a compound of formula (I) into another compound of formula (I); and

[0077] (iii) preparing a salt of the compound of formula (I) and/or a solvate thereof.

[0078] Suitable groups convertible into other groups include protected forms of said groups.

[0079] Suitably Ar' , R' , R'_1 , R'_2 , R'_3 or R'_4 each represents Ar , R , R_1 , R_2 , R_3 or R_4 respectively or a protected form thereof.

[0080] It is favoured if the compound of formula (II) is present as an active derivative.

[0081] A suitable active derivative of a compound of formula (II) is a transient activated form of the compound of formula (II) or a derivative wherein the carboxy group of the compound of formula (II) has been replaced by a different group or atom, for example by an acyl halide, preferably a chloride, or an acylazide or a carboxylic acid anhydride.

[0082] Other suitable active derivatives include: a mixed anhydride formed between the carboxyl moiety of the compound of formula (II) and an alkyl chloroformate; an activated ester, such as a cyanomethyl ester, thiophenyl ester, p-nitrophenyl ester, p-nitrothiophenyl ester, 2,4,6-trichlorophenyl ester, pentachlorophenyl ester, pentafluorophenyl ester, N-hydroxy-phthalimido ester, N-hydroxypiperidine ester, N-hydroxysuccinimide ester, N-hydroxy benzotriazole ester; alternatively, the carboxy group of the compound of formula (II) may be activated using a carbodiimide or N,N'-carbonyldiimidazole.

[0083] The reaction between the compound of formula (II) or the active derivative thereof and the compound of formula (III) is carried out under the appropriate conventional conditions for the particular compounds chosen. Generally, when the compound of formula (II) is present as an active derivative the reaction is carried out using the same solvent and conditions as used to prepare the active derivative, preferably the active derivative is prepared in situ prior to forming the compound of formula (Ib) and thereafter the compound of formula (I) or a salt thereof and/or a solvate thereof is prepared.

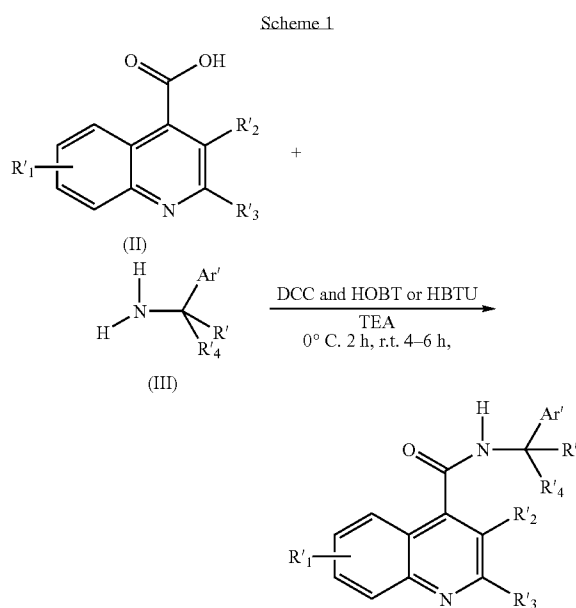
[0084] For example, the reaction between an active derivative of the compound of formula (II) and the compound of formula (III) may be carried out:

[0085] (a) by first preparing an acid chloride and then coupling said chloride with the compound of formula (III) in the presence of an inorganic or organic base in a suitable aprotic solvent such as dimethylformamide (DMF) at a temperature in a range from -70 to 50°C . (preferably in a range from -10 to 20°C .); or

[0086] (b) by treating the compound of formula (II) with a compound of formula (III) in the presence of a suitable condensing agent, such as for example N,N'-carbonyl diimidazole (CDI) or a carbodiimide such as dicyclohexylcarbo-

diimide (DCC) or N-dimethylaminopropyl-N'-ethylcarbodiimide, preferably in the presence of N-hydroxybenzotriazole (HOBT) to maximise yields and avoid racemization processes (see *Synthesis*, 453, 1972), in an aprotic solvent, such as a mixture of acetonitrile (MeCN) and tetrahydrofuran (THF), for example a mixture in a volume ratio of from 1:9 to 7:3 (MeCN:THF), at any temperature providing a suitable rate of formation of the required product, such as a temperature in the range of from -70 to 50°C ., preferably in a range of from -10 to 25°C ., for example at 0°C .

[0087] A preferred reaction is set out in Scheme 1 shown below:



wherein Ar' , R' , R'_1 , R'_2 , R'_3 and R'_4 are as defined above.

[0088] It will be appreciated that a compound of formula (Ib) may be converted to a compound of formula (I), or one compound of formula (I) may be converted to another compound of formula (I) by interconversion of suitable substituents. Thus, certain compounds of formula (I) and (Ib) are useful intermediates in forming other compounds of the present invention.

[0089] Accordingly, in a further aspect the invention provides a process for preparing a compound of formula (I), or a salt thereof and/or a solvate thereof, which process comprises converting a compound of the above defined formula (Ib) wherein at least one of Ar' , R' , R'_1 , R'_2 , R'_3 or R'_4 is not Ar , R , R_1 , R_2 , R_3 or R_4 respectively, thereby to provide a compound of formula (I); and thereafter, as required, carrying out one or more of the following optional steps:

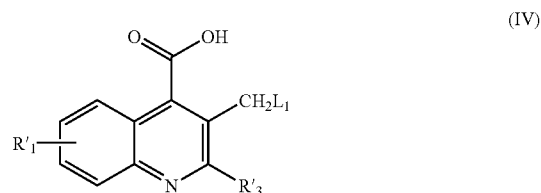
[0090] (i) converting a compound of formula (I) into another compound of formula (I); and

[0091] (ii) preparing a salt of the compound of formula (I) and/or a solvate thereof.


[0092] Suitably, in the compound of formula (Ib) the variables Ar' , R' , R'_1 , R'_2 , R'_3 and R'_4 are Ar , R , R_1 , R_2 , R_3 or R_4 respectively or they are protected forms thereof.

[0093] The above mentioned conversions, protections and deprotections are carried out using the appropriate conventional reagents and conditions and are further discussed below.

[0094] A compound of formula (II) wherein n is an integer 1, is prepared by reacting a compound of formula (IV):



wherein R'_1 and R'_3 are as defined above and L_1 represents a halogen atom such as a bromine atom, with a compound of formula (V):

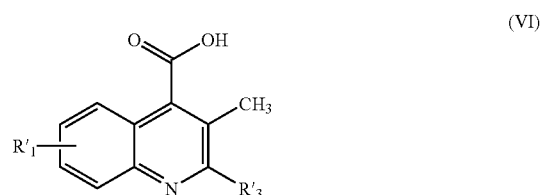


wherein Y'_1 and Y'_2 are respectively Y_1 and Y_2 as defined in relation to formula (I) or protected forms thereof.

[0095] Suitably, Y'_1 and Y'_2 are Y_1 and Y_2 .

[0096] Suitably, reaction between the compounds of formulae (IV) and (V) is carried out under conventional amination conditions, for example when L_1 is a bromine atom then the reaction is conveniently carried out in an aprotic solvent, such as tetrahydrofuran or dimethylformamide at any temperature providing a suitable rate of formation of the required product, usually at ambient temperature; preferably the reaction is carried out in the presence of triethylamine (TEA).

[0097] A compound of formula (IV) is prepared by appropriate halogenation of a compound of formula (VI):



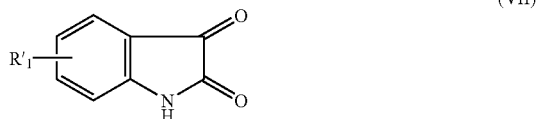
wherein R'_1 and R'_3 are as defined above in relation to formula (II).

[0098] Suitable halogenation reagents are conventional reagents depending upon the nature of the halogen atom required, for example when L_1 is bromine a preferred halogenation reagent is N-bromosuccinimide (NBS).

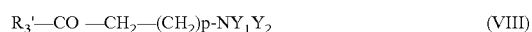
[0099] The halogenation of the compound of formula (VI) is carried out under conventional conditions, for example bromination is carried out by treatment with NBS in an inert solvent, such as 1,2-dichloroethane, at any temperature providing a suitable rate of formation of the required product, suitably at an elevated temperature such as a temperature in the range of 60°C . to 100°C ., for example 80°C .;

preferably the reaction is carried out in the presence of a catalytic amount on benzoyl peroxide.

[0100] A compound of formula (II) wherein R_2 represents $-(CH_2)_{2-9}-NY_1Y_2$, is conveniently prepared by reacting a compound of formula (VII):



wherein R'_1 is as defined in relation to formula (II), with a compound of formula (VIII):



wherein R'_3 is as defined in relation to formula (II), Y_1 and Y_2 are as defined in relation to formula (I) and p is an integer in the range of 2 to 9.

[0101] The reaction between the compounds of formula (VII) and (VIII) is conveniently carried out using Pfitzinger reaction conditions (see for example J. Prakt. Chem. 33, 100 (1886), J. Prakt. Chem. 38, 582 (1888), J. Chem. Soc. 106 (1948) and Chem. Rev. 35, 152 (1944)), for example in an alkanolic solvent such as ethanol, at any temperature providing a suitable rate of formation of the required product, but generally at an elevated temperature, such as the reflux temperature of the solvent, and preferably in the presence of a base such as potassium hydroxide or potassium tert-butoxide.

[0102] A compound of formula (VIII) is prepared from a compound of formula (IX):



wherein R'_3 is as defined in relation to formula (II) and p is as defined in relation to formula (VIII), by first halogenating, preferably brominating, or mesylating the compound of formula (IX) and thereafter reacting the halogenation or mesylation product so formed with a compound of the above defined formula (V).

[0103] The halogenation of the compound of formula (IX) is suitably carried out using a conventional halogenation reagent. Mesylation is conveniently carried out using mesyl chloride in an inert solvent such as methylene dichloride, at a temperature below room temperature, such as $0^\circ C.$, preferably in the presence of triethylamine.

[0104] The reaction between the halogenation or mesylation product of the compound of formula (IX) and the compound of formula (V) is carried out under analogous conditions to those described for the reaction between the compounds of formulae (IV) and (V).

[0105] A compound of formula (IX) may be prepared by reacting a compound of formula (X):



wherein p is as defined in relation to formula (VIII), with a lithium salt of formula (XI):



wherein R'_3 is as defined in relation to formula (II).

[0106] The reaction between the compounds of formulae (X) and (XI) can be carried out in an aprotic solvent, such as diethyl-ether at any temperature providing a suitable rate of formation of the required product, usually at a low temperature such as in the range of $-10^\circ C.$ to $-30^\circ C.$, for example $-20^\circ C.$

[0107] The compounds of formula (III) are known commercially available compounds or they can be prepared from known compounds by known methods, or methods analogous to those used to prepare known compounds, for example the methods described in Liebigs Ann. der Chemie, 523, 199, 1936.

[0108] The compounds of formula (V) are known, commercially available compounds or they can be prepared using methods analogous to those used to prepare known compounds; for example the methods described in the Chemistry of the Amino Group, Patais (Ed.), Interscience, New York 1968 or Advanced Organic Chemistry, March J, John Wiley & Sons, New York, 1992.

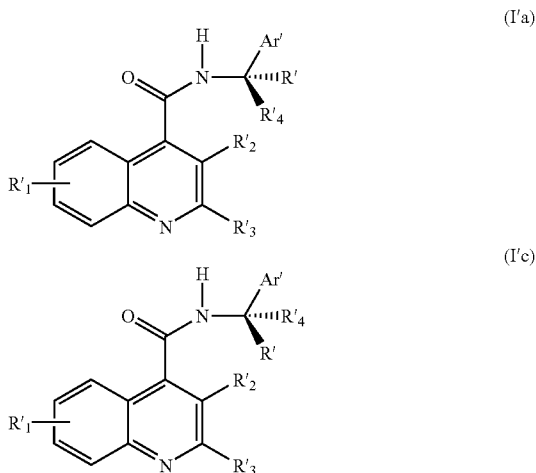
[0109] The compounds of formula (VII) are known compounds or they are prepared according to methods used to prepare known compounds for example those disclosed in J. Org. Chem. 21, 171 (1955); J. Org. Chem. 21, 169 (1955).

[0110] The compounds of formula (X) and (XI) are known compounds or they are prepared according to methods used to prepare known compounds for example those disclosed by Krow G. R. in Organic Reactions, Vol 43, page 251, John Wiley & Sons Inc. 1994 (for the compounds of formula (X)) and Organometallics in Synthesis, Schlosser M.(Ed), John Wiley & Sons Inc. 1994 (for the compounds of formula (XI))

[0111] As hereinbefore mentioned, the compounds of formula (I) may exist in more than one stereoisomeric form—and the process of the invention may produce racemates as well as enantiomerically pure forms. Accordingly, a pure enantiomer of a compound of formula (I) is obtained by reacting a compound of the above defined formula (II) with an appropriate enantiomerically pure primary amine of formula (IIIa) or (IIIc):

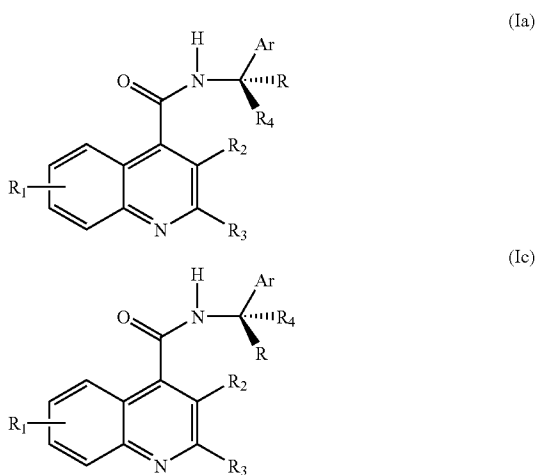


[0112] wherein R', R'₄ and Ar' are as defined above, to obtain a compound of formula (I'a) or (I'c):



[0113] wherein Ar', R', R'₁, R'₂, R'₃ and R'₄ are as defined above.

[0114] Compounds of formula (I'a) or (I'c) may subsequently be converted to compounds of formula (Ia) or (Ic) by the methods of conversion mentioned before:



[0115] wherein Ar, R, R₁, R₂, R₃ and R₄ are as defined above.

[0116] Suitably, in the above mentioned compounds of formulae (Ia), (Ic), (I'a), (I'c), (III'a) and (III'c) R₄ represents hydrogen.

[0117] An alternative method for separating optical isomers, for example for those compounds of formula (I) wherein R₄ is different from hydrogen, is to use conventional, fractional separation methods in particular fractional crystallization methods. Thus, a pure enantiomer of a compound of formula (I) is obtained by fractional crystallisation of a diastereomeric salt formed by reaction of the racemic

compound of formula (I) with an optically active strong acid resolving agent, such as camphorsulphonic acid, in an appropriate alcoholic solvent, such as ethanol or methanol, or in a ketonic solvent, such as acetone. The salt formation process should be conducted at a temperature between 20° C. and 80° C., preferably at 50° C.

[0118] In the case in which other basic functionalities, such as primary, secondary or tertiary amine, are present in the molecule, a wider range of optically active acid resolving agents become available, including tartaric acid, O,O'-di-p-toluoyltartaric acid and mandelic acid.

[0119] A suitable conversion of one compound of formula (I) into a further compound of formula (I) involves converting one group R₂ into another group R₂ by for example:

[0120] (i) converting a ketal into a ketone, by such as mild acidic hydrolysis, using for example dilute hydrochloric acid;

[0121] (ii) reducing a ketone to a hydroxyl group by use of a borohydride reducing agent;

[0122] (iii) converting a carboxylic ester group into a carboxyl group using basic hydrolysis; and/or

[0123] (iv) reducing a carboxylic methyl ester group to a hydroxymethyl group, by use of a borohydride reducing agent.

[0124] As indicated above, where necessary, the conversion of any group Ar', R', R'₁, R'₂, R'₃ and R'₄ into Ar, R, R₁, R₂, R₃ or R₄ which as stated above are usually protected forms of Ar, R, R₁, R₂, R₃ or R₄ may be carried out using appropriate conventional conditions such as the appropriate deprotection procedure.

[0125] It will be appreciated that in any of the above mentioned reactions any reactive group in the substrate molecule may be protected and deprotected according to conventional chemical practice, for example as described by Greene, T. W. and Wuts, P. G. M. Protective Groups in Organic Synthesis, John Wiley & Sons Inc. New York, 1991 (Second Edt.) or in Kocienski, P. J. Protecting groups. George Thieme Verlag, New York, 1994.

[0126] Suitable protecting groups in any of the above mentioned reactions are those used conventionally in the art. Thus, for example suitable hydroxyl protecting groups include benzyl or trialkylsilyl groups.

[0127] The methods of formation and removal of such protecting groups are those conventional methods appropriate to the molecule being protected. Thus for example a benzyloxy group may be prepared by treatment of the appropriate compound with a benzyl halide, such as benzyl bromide, and thereafter, if required, the benzyl group may be conveniently removed using catalytic hydrogenation or a mild ether cleavage reagent such as trimethylsilyl iodide or boron tribromide.

[0128] As indicated above, the compounds of formula (I) have useful pharmaceutical properties.

[0129] Accordingly the present invention also provides a compound of formula (I), or a pharmaceutically acceptable salt or solvate thereof, for use as an active therapeutic substance.

[0130] In particular, the present invention also provides a compound of formula (I), or a pharmaceutically acceptable salt or solvate thereof, for the treatment or prophylaxis of the Primary and Secondary Conditions.

[0131] The present invention further provides a pharmaceutical composition comprising a compound of formula (I), or a pharmaceutically acceptable salt or solvate thereof, and a pharmaceutically acceptable carrier.

[0132] The present invention also provides the use of a compound of formula (I), or a pharmaceutically acceptable salt or solvate thereof, in the manufacture of a medicament for the treatment of the Primary and Secondary Conditions.

[0133] As mentioned above the Primary conditions include respiratory diseases, such as chronic obstructive pulmonary disease (COPD), asthma, airway hyperreactivity, cough; inflammatory diseases such as inflammatory bowel disease, psoriasis, fibrositis, osteoarthritis, rheumatoid arthritis and inflammatory pain; neurogenic inflammation or peripheral neuropathy, allergies such as eczema and rhinitis; ophthalmic diseases such as ocular inflammation, conjunctivitis, vernal conjunctivitis and the like; cutaneous diseases, skin disorders and itch, such as cutaneous wheal and flare, contact dermatitis, atopic dermatitis, urticaria and other eczematoid dermatitis; adverse immunological reactions such as rejection of transplanted tissues and disorders related to immune enhancement or suppression such as systemic lupus erythematosus; gastrointestinal (GI) disorders and diseases of the GI tract such as disorders associated with the neuronal control of viscera such as ulcerative colitis, Crohn's disease and urinary incontinence; renal disorders and disorders of the bladder function, especially chronic obstructive pulmonary disease (COPD), urinary incontinence; renal disorders and disorders of the bladder function.

[0134] As mentioned above, the Secondary conditions disorders of the central nervous system such as anxiety, depression, psychosis and schizophrenia; neurodegenerative disorders such as AIDS related dementia, senile dementia of the Alzheimer type, Alzheimer's disease, Down's syndrome, Huntington's disease, Parkinson's disease, movement disorders and convulsive disorders (for example epilepsy); demyelinating diseases such as multiple sclerosis and amyotrophic lateral sclerosis and other neuropathological disorders such as diabetic neuropathy, AIDS related neuropathy, chemotherapy-induced neuropathy and neuralgia; addiction disorders such as alcoholism; stress related somatic disorders; reflex sympathetic dystrophy such as shoulder/hand syndrome; dysthymic disorders; eating disorders (such as food intake disease); fibrosing and collagen diseases such as scleroderma and eosinophilic fasciitis; disorders of the blood flow caused by vasodilation and vasospastic diseases such as angina, migraine and Reynaud's disease and pain or nociception, for example, that is attributable to or associated with any of the foregoing conditions especially the transmission of pain in migraine.

[0135] Such a medicament, and a composition of this invention, may be prepared by admixture of a compound of the invention with an appropriate carrier. It may contain a diluent, binder, filler, disintegrant, flavouring agent, colouring agent, lubricant or preservative in conventional manner.

[0136] These conventional excipients may be employed for example as in the preparation of compositions of known agents for treating the conditions.

[0137] Preferably, a pharmaceutical composition of the invention is in unit dosage form and in a form adapted for use in the medical or veterinarial fields. For example, such preparations may be in a pack form accompanied by written or printed instructions for use as an agent in the treatment of the conditions.

[0138] The suitable dosage range for the compounds of the invention depends on the compound to be employed and on the condition of the patient. It will also depend, inter alia, upon the relation of potency to absorbability and the frequency and route of administration.

[0139] The compound or composition of the invention may be formulated for administration by any route, and is preferably in unit dosage form or in a form that a human patient may administer to himself in a single dosage. Advantageously, the composition is suitable for oral, rectal, topical, parenteral, intravenous or intramuscular administration. Preparations may be designed to give slow release of the active ingredient.

[0140] Compositions may, for example, be in the form of tablets, capsules, sachets, vials, powders, granules, lozenges, reconstitutable powders, or liquid preparations, for example solutions or suspensions, or suppositories.

[0141] The compositions, for example those suitable for oral administration, may contain conventional excipients such as binding agents, for example syrup, acacia, gelatin, sorbitol, tragacanth, or polyvinylpyrrolidone; fillers, for example lactose, sugar, maize-starch, calcium phosphate, sorbitol or glycine; tableting lubricants, for example magnesium stearate; disintegrants, for example starch, polyvinyl-pyrrolidone, sodium starch glycollate or microcrystalline cellulose; or pharmaceutically acceptable setting agents such as sodium lauryl sulphate.

[0142] Solid compositions may be obtained by conventional methods of blending, filling, tableting or the like. Repeated blending operations may be used to distribute the active agent throughout those compositions employing large quantities of fillers. When the composition is in the form of a tablet, powder, or lozenge, any carrier suitable for formulating solid pharmaceutical compositions may be used, examples being magnesium stearate, starch, glucose, lactose, sucrose, rice flour and chalk. Tablets may be coated according to methods well known in normal pharmaceutical practice, in particular with an enteric coating. The composition may also be in the form of an ingestible capsule, for example of gelatin containing the compound, if desired with a carrier or other excipients.

[0143] Compositions for oral administration as liquids may be in the form of, for example, emulsions, syrups, or elixirs, or may be presented as a dry product for reconstitution with water or other suitable vehicle before use. Such liquid compositions may contain conventional additives such as suspending agents, for example sorbitol, syrup, methyl cellulose, gelatin, hydroxyethylcellulose, carboxymethylcellulose, aluminium stearate gel, hydrogenated edible fats; emulsifying agents, for example lecithin, sorbitan monooleate, or acacia; aqueous or non-aqueous vehicles, which include edible oils, for example almond oil, fractionated coconut oil, oily esters, for example esters of glycerine, or propylene glycol, or ethyl alcohol, glycerine, water or normal saline; preservatives, for example methyl or propyl

p-hydroxybenzoate or sorbic acid; and if desired conventional flavouring or colouring agents.

[0144] The compounds of this invention may also be administered by a non-oral route. In accordance with routine pharmaceutical procedure, the compositions may be formulated, for example for rectal administration as a suppository. They may also be formulated for presentation in an injectable form in an aqueous or non-aqueous solution, suspension or emulsion in a pharmaceutically acceptable liquid, e.g. sterile pyrogen-free water or a parenterally acceptable oil or a mixture of liquids. The liquid may contain bacteriostatic agents, anti-oxidants or other preservatives, buffers or solutes to render the solution isotonic with the blood, thickening agents, suspending agents or other pharmaceutically acceptable additives. Such forms will be presented in unit dose form such as ampoules or disposable injection devices or in multi-dose forms such as a bottle from which the appropriate dose may be withdrawn or a solid form or concentrate which can be used to prepare an injectable formulation.

[0145] The compounds of this invention may also be administered by inhalation, via the nasal or oral routes. Such administration can be carried out with a spray formulation comprising a compound of the invention and a suitable carrier, optionally suspended in, for example, a hydrocarbon propellant.

[0146] Preferred spray formulations comprise micronised compound particles in combination with a surfactant, solvent or a dispersing agent to prevent the sedimentation of suspended particles. Preferably, the compound particle size is from about 2 to 10 microns.

[0147] A further mode of administration of the compounds of the invention comprises transdermal delivery utilising a skin-patch formulation. A preferred formulation comprises a compound of the invention dispersed in a pressure sensitive adhesive which adheres to the skin, thereby permitting the compound to diffuse from the adhesive through the skin for delivery to the patient. For a constant rate of percutaneous absorption, pressure sensitive adhesives known in the art such as natural rubber or silicone can be used.

[0148] As mentioned above, the effective dose of compound depends on the particular compound employed, the condition of the patient and on the frequency and route of administration. A unit dose will generally contain from 20 to 1000 mg and preferably will contain from 30 to 500 mg, in particular 50, 100, 150, 200, 250, 300, 350, 400, 450, or 500 mg. The composition may be administered once or more times a day for example 2, 3 or 4 times daily, and the total daily dose for a 70 kg adult will normally be in the range 100 to 3000 mg. Alternatively the unit dose will contain from 2 to 20 mg of active ingredient and be administered in multiples, if desired, to give the preceding daily dose.

[0149] No unacceptable toxicological effects are expected with compounds of the invention when administered in accordance with the invention.

[0150] The present invention also provides a method for the treatment and/or prophylaxis of the Primary and Secondary Conditions in mammals, particularly humans, which comprises administering to the mammal in need of such treatment and/or prophylaxis an effective, non-toxic phar-

maceutically acceptable amount of a compound of formula (I) or a pharmaceutically acceptable salt or solvate thereof.

[0151] The activity of the compounds of the present invention, as NK₃ ligands, is determined by their ability to inhibit the binding of the radiolabelled NK₃ ligands, [¹²⁵I]-[Me-Phe⁷]-NKB or [³H]-Senktide, to guinea-pig and human NK₃ receptors (Renzetti et al, 1991, *Neuropeptide*, 18, 104-114; Buell et al, 1992, *FEBS*, 299(1), 90-95; Chung et al, 1994, *Biochem. Biophys. Res. Commun.*, 198(3), 967-972).

[0152] The binding assays utilized allow the determination of the concentration of the individual compound required to reduce by 50% the [¹²⁵I]-[Me-Phe⁷]-NKB and [³H]-Senktide specific binding to NK₃ receptor in equilibrium conditions (IC₅₀).

[0153] Binding assays provide for each compound tested a mean IC₅₀ value of 2-5 separate experiments performed in duplicate or triplicate. The most potent compounds of the present invention show IC₅₀ values in the range 0.1-1000 nM. The NK₃-antagonist activity of the compounds of the present invention is determined by their ability to inhibit senktide-induced contraction of the guinea-pig ileum (Maggi et al, 1990, *Br. J. Pharmacol.*, 101, 996-1000) and rabbit isolated iris sphincter muscle (Hall et al., 1991, *Eur. J. Pharmacol.*, 199, 9-14) and human NK₃ receptors-mediated Ca⁺⁺ mobilization (Mochizuki et al, 1994, *J. Biol. Chem.*, 269, 9651-9658). Guinea-pig and rabbit in-vitro functional assays provide for each compound tested a mean KB value of 3-8 separate experiments, where KB is the concentration of the individual compound required to produce a 2-fold rightward shift in the concentration-response curve of senktide. Human receptor functional assay allows the determination of the concentration of the individual compound required to reduce by 50% (IC₅₀ values) the Ca⁺⁺ mobilization induced by the agonist NKB. In this assay, the compounds of the present invention behave as antagonists.

[0154] The activity of the compounds of the present invention, as NK-2 ligands, is determined by their ability to inhibit the binding of the radiolabelled NK-2 ligands, [¹²⁵I]-NKA or [³H]-NKA, to human NK-2 receptors (Aharony et al, 1992, *Neuropeptide*, 23, 121-130).

[0155] The binding assays utilized allow the determination of the concentration of the individual compound required to reduce by 50% the [¹²⁵I]-NKA and [³H]-NKA specific binding to NK2 receptor in equilibrium conditions (IC₅₀).

[0156] Binding assays provide for each compound tested a mean IC₅₀ value of 2-5 separate experiments performed in duplicate or triplicate. The most potent compounds of the present invention show IC₅₀ values in the range 0.5-1000 nM, such as 1-1000 nM. The NK-2-antagonist activity of the compounds of the present invention is determined by their ability to inhibit human NK-2 receptor-mediated Ca⁺⁺ mobilization (Mochizuki et al, 1994, *J. Biol. Chem.*, 269, 9651-9658). Human receptor functional assay allows the determination of the concentration of the individual compound

required to reduce by 50% (IC_{50} values) the Ca^{++} mobilization induced by the agonist NKA. In this assay, the compounds of the present invention behave as antagonists.

[0157] The therapeutic potential of the compounds of the present invention in treating the conditions can be assessed using rodent disease models.

[0158] As stated above, the compounds of formula (I) are also considered to be useful as diagnostic tool. Accordingly, the invention includes a compound of formula (I) for use as diagnostic tools for assessing the degree to which neurokinin-3 and neurokinin-2 receptor activity (normal, overactivity or underactivity) is implicated in a patient's symptoms. Such use comprises the use of a compound of formula (I) as an antagonist of said activity, for example including but not restricted to tachykinin agonist-induced inositol phosphate turnover or electrophysiological activation, of a cell sample obtained from a patient. Comparison of such activity in the presence or absence of a compound of formula (I), will disclose the degree of NK-3 and NK-2 receptor involvement in the mediation of agonist effects in that tissue.

[0159] The following Descriptions illustrate the preparation of the intermediates, whereas the following Examples illustrate the preparation of the compounds of the invention.

DESCRIPTIONS AND EXAMPLES

Description 1: 3-[(S)-2-(Methoxycarbonyl)pyrrolidin-1-yl]-2-phenylquinoline-4-carboxylic acid hydrochloride

[0160] 10 g (37.98 mmol) of 3-methyl-2-phenylquinoline-4-carboxylic acid (CAS [43071-45-0]) were suspended in 1000 ml of 1,2-dichloroethane; 13.67 g (76.80 mmol) of N-bromosuccinimide and 1.0 g (4.13 mmol) of dibenzoyl peroxide were added and the suspension was refluxed for 24 hours.

[0161] After cooling, the reaction mixture was evaporated in-vacuo and dissolved in 150 ml of anhydrous THF. Then 19.63 g (193.99 mmol) of TEA and 19.68 g (118.89 mmol) of L-proline methyl ester hydrochloride were added, the mixture was stirred at room temperature for 6 hours and evaporated in-vacuo to dryness. The crude oil was dissolved in a K_2CO_3 saturated solution, and evaporated in vacuo to dryness. The solid residue mixture was washed with Et_2O , acidified with HCl 6N and evaporated in-vacuo to dryness. The crude solid was triturated in MeOH, the solution was filtered off, concentrated in vacuo, and resulting oil was purified by gradient column chromatography on 70-230 mesh silica gel using a mixture of CH_2Cl_2 /MeOH 90:10 containing 1% NH_4OH (28%) as starting eluent and a mixture of CH_2Cl_2 /MeOH 70:30 containing 1% NH_4OH (28%) as final eluent. The obtained product was dissolved in Et_2O and acidified with HCl/ Et_2O and the precipitate so formed was recovered by suction, affording 0.56 g of the title compound as brownish solid.

[0162] $C_{23}H_{22}N_2O_4 \cdot HCl$

[0163] MW 426.90

[0164] MP > 90° C. (dec)

[0165] IR (neat) 3424, 2968, 1712, 1632 cm^{-1} .

Example 1

(S)-N-(α -Ethylbenzyl)-3-[(S)-2-(methoxycarbonyl)pyrrolidin-1-yl]-2-phenylquinoline-4-carboxamide hydrochloride

[0166] 1.0 g (2.56 mmol) of 3-[(S)-2-(Methoxycarbonyl)pyrrolidin-1-yl]-2-phenylquinoline-4-carboxylic acid were dissolved, under nitrogen atmosphere, in 30 ml of a 80:20 mixture of THF/ CH_3CN . The solution was cooled at 0° C. and 0.38 g (2.81 mmol) of HOBT, 0.36 g (3.58 mmol) of TEA and 0.42 g (mmol 3.06) of (S)- α -ethylbenzylamine were added. The solution was stirred 5 minutes and 0.58 g (2.81 mmol) of DCC, dissolved in 18 ml of CH_2Cl_2 , were added dropwise. The mixture was stirred 2 hours at 0° C., then the temperature was allowed to raise to room temperature and the reaction was maintained under stirring for 3 hours. The precipitated dicyclohexylurea was filtered off and the filtrate was evaporated in vacuo to dryness. The residue was dissolved in CH_2Cl_2 and washed with 1N NaOH. The organic layer was dried over Na_2SO_4 and evaporated in vacuo to dryness. The crude product was purified by gradient column chromatography on 70-230 mesh silica gel using a mixture of hexane/EtOAc 90:10 as starting eluent and a mixture of hexane/EtOAc 70/30 containing 1% NH_4OH (28%) as final eluent. The product obtained was dissolved in Et_2O and acidified with HCl/ Et_2O ; the precipitate so formed was recovered by suction filtration affording 0.29 g of the title compound.

[0167] $C_{32}H_{33}N_3O_3 \cdot HCl$

[0168] MW=544.10

[0169] MP > 127° C. (dec)

[0170] $[\alpha]_D^{20} = 20$ 38.6 (c=0.06; MeOH)

[0171] IR (KBr) 3434, 2932, 1746, 1664, 1552, 764, 704 cm^{-1} .

[0172] MS: A) ESI POS; TSQ 700; solvent: methanol/spray 4.5 kV/skimmer: 60 V/capillary 220 C; B) ESI DAU+508 (Collision gas: Argon). m/z: A) 508 (MH+); B) 508; 373; 261; 244; 220; 119.

[0173] 300 MHz 1H -NMR (DMSO- d_6) (353K): δ 8.75 (d br, 1H); 8.00 (d, 1H); 7.74 (m, 2H); 7.58-7.42 (m, 8H); 7.38 (dd, 2H); 7.29 (dd, 1H); 5.11 (dt, 1H); 3.89 (s, 2H); 3.29 (s, 3H); 2.99 (dd, 1H); 2.46 (m, 1H); 2.26 (m, 1H); 2.04-1.80 (m, 2H); 1.78-1.40 (m, 4H); 0.97 (t, 3H).

Example 2

(S)-N-(α -Ethylbenzyl)-3-[(S)-2-(hydroxymethyl)pyrrolidin-1-yl]-2-phenylquinoline-4-carboxamide

[0174] 1.6 g (3.2 mmol) of (S)-N-(α -Ethylbenzyl)-3-[(S)-2-(methoxycarbonyl)pyrrolidin-1-yl]-2-phenylquinoline-4-carboxamide (compound of Example 1) were dissolved, under nitrogen atmosphere, in 40 ml of t-BuOH, 0.6 g (15.86 mmol) of $NaBH_4$ were added and the solution was heated to 80° C. Then 5 ml of MeOH were added and the solution refluxed 6 hours. After cooling, the reaction was quenched with 10 ml of water and 10 ml of 6N NaOH. The solution was evaporated in vacuo to dryness and the residue was dissolved in EtOAc. 1.5 g of Silica gel were added, the

suspension was stirred 1 hour, filtered off and evaporated in vacuo to dryness, to afford 0.4 g of the title compound.

[0175] $C_{31}H_{33}N_3O_2$

[0176] MW=479.63

[0177] MP 85-89° C.

[0178] $[\alpha]_D^{20}=83.5$ (c=0.12; MeOH)

[0179] IR: (KBr) 3420, 3251, 1638 cm^{-1} .

[0180] MS: A) ESI POS; TSQ 700; solvent: methanol/spray 4.5 kV/skimmer: 60 V/capillary 220 C; B) ESI DAU+ 480 (Collision gas: Argon). m/z: A) 480 (MH+); B) 480; 345; 273; 261; 218; 119.

[0181] 300 MHz 1H -NMR (DMSO- d_6) (353K): δ 8.89 (d, 1H); 7.99 (d, 1H); 7.72 (ddd, 1H); 7.66 (d, 1H); 7.55-7.42 (m, 8H); 7.39 (dd, 2H); 7.30 (dd, 1H); 5.09 (dt, 1H); 4.02 (d, 1H); 3.62 (d, 1H); 3.38 (m, 1H); 2.91 (m, 1H); 2.79 (m, 1H); 2.28 (m, 1H); 2.02 (m, 1H); 2.00-1.81 (m, 2H); 1.68 (m, 1H); 1.45-1.30 (m, 3H); 1.00 (t, 3H).

Example 3

(S)-N-(α -Ethylbenzyl)-3-[(S)-2-carboxypyrrolidin-1-yl]-2-phenylquinoline-4-carboxamide

[0182] The Silica gel filtered in the last step of Example 2 was suspended in MeOH and stirred for 2 hours. The mixture was filtered off and evaporated in vacuo to dryness, to afford 0.24 g of the title compound.

[0183] $C_{31}H_{31}N_3O_3$

[0184] MW=493.61

[0185] MP 188-192° C.

[0186] $[\alpha]_D^{20}=-29.7$ (c=0.5; MeOH)

[0187] IR: (mull oil) 3600-3200, 1640, 1600-1500, 764, 702 cm^{-1} .

[0188] MS: A) ESI POS; TSQ 700; solvent: methanol/spray 4.5 kV/skimmer: 60 V/capillary 220 C; B) ESI DAU+ 494, 308 (Collision gas: Argon); C) ESI NEG; TSQ 700; solvent: methanol/spray -4.5 kV/skimmer: 60 V/capillary 220 C; D) ESI DAU-492, 308 (Collision gas: Argon). m/z: A) 494 (MH+); 516 (MNa+); B) 516; 470; 444, 403; 353; C) 492 (M-H-); D) 492; 448; 287; 218; 204.

[0189] 300 MHz 1H -NMR (DMSO- d_6) (333K): δ 11.85 (s br, 1H); 7.93 (d, 1H); 7.75-7.51 (m, 6H); 7.42-7.35 (m, 7H); 5.10 (dt, 1H); 3.85 (m, 1H); 3.75 (d, 1H); 3.60 (d, 1H); 2.80 (dd, 1H); 2.41 (ddd, 1H); 2.09-1.96 (m, 2H); 1.90-1.80 (m, 1H); 1.70-1.60 (m, 2H); 1.45-1.32 (m, 1H); 0.95 (t, 3H).

[0190] Following the same procedure described in Example 1 and starting from the appropriate aminoacids of formula II (prepared as described in Description 1), and secondary amines of formula PhCH(NH₂)R, compounds of Examples 4, 6-11, 15, 16, 19, 20, 26, 31-33, 36-38, 41 and 43 were prepared.

[0191] Compound of Example 5 was prepared as described in the procedure of Example 2.

Description 2: 4-Phenyl-4-oxobutanol

[0192] 11.2 g (130.01 mmol) of γ -Butyrolactone were dissolved, under nitrogen atmosphere, in 50 ml of dry THF.

The solution was cooled to -78° C. and 21.7 ml (43.4 mmol) of 2 M phenyl lithium in diethyl ether were added dropwise keeping the temperature between -60 and -70° C. The temperature was allowed to rise to room temperature and the solution was stirred 1 hour. The reaction was quenched with 30 ml NH₄Cl 10%, diluted with water, extracted with Et₂O and evaporated in vacuo to dryness. The crude product was dissolved in 100 ml of EtOH, 10 g of KOH pellets were added and the mixture was maintained at room temperature overnight. The solvent was evaporated in vacuo to dryness and the residue, dissolved in water, was extracted with Et₂O. The organic layer was dried over Na₂SO₄, evaporated in vacuo to dryness and purified by flash column chromatography on 230-400 mesh silica gel, utilising a mixture of hexane/EtOAc 7:3 as eluent, to afford 8 g of the title compound.

[0193] $C_{10}H_{12}O_2$

[0194] MW=164.20

[0195] IR: (neat) 3375, 3060, 2952, 1674, 1598 cm^{-1} .

Description 3:

4-(4-phenyl-4-oxo)butyl-1-phenylpiperazine

[0196] 5 g (30.40 mmol) of 4-Phenyl-4-oxobutanol and 4 g (39.51 mmol) of TEA were diluted, under nitrogen atmosphere, in 80 ml of dry CH₂Cl₂. The solution was cooled to 0° C. and 4.12 g (35.93 mmol) of methanesulphonyl chloride were added dropwise keeping the temperature between 0 and 5° C. The reaction was allowed to rise to room temperature and stirred 1 hour. The solution was then washed with 40 ml of cool water and the organic layer dried over Na₂SO₄. The crude oil was dissolved in ml 25 of DMF, 9.82 g (60.80 mmol) of phenylpiperazine were added and the stirring was maintained for 4 hours at room temperature. The reaction mixture was evaporated in vacuo, the residue treated with EtOAc and filtered off. The organic phase was washed with H₂O, evaporated in vacuo to dryness and purified by flash column chromatography on 230-400 mesh silica gel eluting with (i-Pr)₂O/Et₂O 1:1 to afford 2.1 g of the title compound.

[0197] $C_{20}H_{24}N_2O$

[0198] MW=308.43

[0199] IR: (KBr) 3456, 3062, 3020, 2880, 1684, 1600, 1502, 754, 736, 688 cm^{-1} .

Description 4: 2-Phenyl-3-[2-(4-phenylpiperazin-1-yl)ethyl]-4-quinolinecarboxylic acid

[0200] 1.15 g (7.80 mmol) of Isatin were suspended in 20 ml of absolute EtOH and 1.4 g (21.45 mmol) of 85% KOH were added. After stirring 30 minutes at room temperature 2 g (6.50 mmol) of 4-(4-phenyl-4-oxo)butyl-1-phenylpiperazine were added and the mixture refluxed 2 days. After cooling to room temperature, the solution was acidified with 6 N HCl to pH=7 and extracted with EtOAc. The organic layer was dried over Na₂SO₄ and evaporated in vacuo to dryness. The residue was purified by flash column chromatography on 230-400 mesh silica gel eluting with AcOEt/MeOH 80:20 containing 2% NH₄OH (28%). The crude yellow solid was triturated with warm EtOAc to afford 1.24 g of the title compound as a white powder.

[0201] C₂₈H₂₇N₃O₂

[0202] MW=437.55

[0203] IR: (KBr) 3432, 3060, 2600-2200, 1736, 1604, 1498, 760, 700 cm⁻¹.

[0204] Following the same procedure described in Example 1 and starting from the appropriate aminoacids of formula II described in Description 4, compounds of Examples 12-14, 21-25, 27, 29, 30, 35, 39, 40 and 42 were prepared.

Example 17

(S)-N-(α -Ethylbenzyl)-3-[(4-oxopiperidin-1-yl)methyl]-2-phenylquinoline-4-carboxamide

[0205] 0.1 g (0.192 mmol) of (S)-N-(α -ethylbenzyl)-3-[(1,4-dioxo-8-azaspiro[4.5]decan-8-yl)methyl]-2-phenylquinoline-4-carboxamide (compound of Example 9) were dissolved in 20 ml of 6 N HCl and stirred at room temperature for 24 hours. The solution was basified with 6 N NaOH and extracted with EtOAc. The organic layer was dried over Na₂SO₄ and evaporated in vacuo to dryness to afford 0.040 g of the title compound.

[0206] C₃₁H₃₁N₃O₂

[0207] MW=477.61

[0208] MP>95° C.

[0209] [α]_D²⁰=-44.0 (c=0.36; MeOH)

[0210] IR: (KBr) 3299, 3059, 2964, 2933, 1714, 1634, 1533, 1492, 763, 701 cm⁻¹.

[0211] MS: A) ESI POS; TSQ 700; solvent: methanol/spray 4.5 kV/skimmer: 60 V/capillary 220 C; B) ESI DAU+478(Collision gas: Argon); m/z: A) 478 (MH+); 510 (MN+); B) 343; 314; 273; 261; 244; 220.

[0212] 300 MHz ¹H-NMR (DMSO-d₆): 8.87 (d br, 1H); 8.02 (d, 1H); 7.79-7.72 (m, 2H); 7.59 (dd, 2H); 7.52-7.42 (m, 5H); 7.36 (dd, 2H); 7.28 (dd, 1H); 5.11 (dt, 1H); 3.65 (s, 2H); 2.39-2.22 (m, 4H); 1.99-1.92 (m, 4H); 1.89 (dq, 2H); 0.98 (t, 3H).

Example 18

(S)-N-(α -Ethylbenzyl)-3-[(4-hydroxypiperidin-1-yl)methyl]-2-phenylquinoline-4-carboxamide

[0213] 0.38 g (0.79 mmol) of (S)-N-(α -ethylbenzyl)-3-[(4-oxopiperidin-1-yl)methyl]-2-phenylquinoline-4-carboxamide (compound of Example 17) were dissolved in 15 ml of MeOH. The solution was cooled to 5° C. and 0.095 g of NaBH₄ (2.5 mmol) were added portionwise. The reaction was stirred 3 hours at 5° C. and quenched with 6 N HCl. The solvent was evaporated in vacuo and the crude oil suspended in 6 N NaOH and extracted with CH₂Cl₂. The organic layer was dried over Na₂SO₄ and evaporated in vacuo to dryness. The crude oil was purified by column chromatography on 70-230 mesh silica gel, eluting with a mixture of EtOAc/hexane 60:40 containing 1% NH₄OH (28%), to afford 0.32 g of title compound.

[0214] C₃₁H₃₃N₃O₂

[0215] MW=479.63

[0216] MP=203-207° C.

[0217] [α]_D²⁰=-48.7 (c=0.4; MeOH)

[0218] IR: (KBr) 3400, 3294, 1640, 1536, 1492, 1132, 1062, 764, 700 cm⁻¹.

[0219] MS: A) ESI POS; TSQ 700; solvent: methanol/spray 4.5 kV/skimmer: 60 V/capillary 220 C; B) CID OFFset=-49V; m/z: A) 480 (MH+); B) 480; 345; 261; 244; 216.

[0220] 300 MHz ¹H-NMR (DMSO-d₆): (373 K): 8.69 (d br, 1H); 8.00 (d, 1H); 7.71 (m, 2H); 7.58-7.27 (m, 11H); 5.11 (dq, 1H); 3.79 (d, 1H); 3.50 (s, 2H); 3.32-3.22 (m, 1H); 2.47 (m, 2H); 2.30 (m, 2H); 2.01-1.82 (m, 2H); 1.80-1.70 (m, 2H); 1.43 (m, 2H); 0.99 (t, 3H).

Example 28

(S)-N-(α -Ethylbenzyl)-3-[(piperazin-1-yl)methyl]-2-phenylquinoline-4-carboxamide

[0221] 1.75 g (3.2 mmol) of (S)-N-(α -ethylbenzyl)-3-[(4-benzylpiperazin-1-yl)methyl]-2-phenylquinoline-4-carboxamide (compound of Example 26) were dissolved in 50 ml of EtOH. Then, 0.5 g Pd(OH)₂ and 0.8 g (12.6 mmol) of ammonium formate were added. The mixture was heated to 80° C. and 0.12 ml (3.2 mmol) of formic acid were added. The solution was refluxed 1 hour and, after cooling, the catalyst was filtered off. The solution was evaporated in vacuo to dryness, dissolved in H₂O and extracted with EtOAc. The organic layer was dried over Na₂SO₄ and evaporated in vacuo to dryness. The crude oil was purified by flash column chromatography on 230-400 mesh silica gel, utilising a mixture of EtOAc/MeOH 90:10 containing 1% NH₄OH (28%) as starting eluent, and a mixture of EtOAc/MeOH 80:20 containing 1% NH₄OH (28%) as final eluent. The obtained oil was triturated in Et₂O to afford 1.1 g of the title compound.

[0222] C₃₀H₃₂N₄O

[0223] MW=464.62

[0224] MP=94-98° C.

[0225] [α]_D²⁰=-43.7 (c=1; MeOH)

[0226] IR: (KBr) 3400-2700, 3285, 1636, 1535, 1490, 1350, 1292, 1028, 763, 701 cm⁻¹

[0227] MS: A) ESI POS; TSQ 700; solvent: methanol/spray 4.5 kV/skimmer: 60 V/capillary 220 C; B) ESI DAU+465(Collision gas: Argon); m/z: A) 465 (MH+); B) 330; 287; 261; 246; 216.

[0228] 300 MHz ¹H-NMR (DMSO-d₆): (353 K): 8.81 (d br, 1H); 8.00 (d, 1H); 7.78-7.69 (m, 2H); 7.59-7.41 (m, 8H); 7.39 (dd, 2H); 7.29 (dd, 1H); 5.10 (dt, 1H); 3.50 (s, 2H); 2.39 (m, 4H); 2.00-1.80 (m, 6H); 0.98 (t, 3H).

Example 34

(S)-N-(α -ethylbenzyl)-3-[(3-oxo)pyrrolidin-1-ylmethyl]-2-phenylquinoline-4-carboxamide

[0229] 0.075 ml (0.86 mmol) of oxalyl chloride were dissolved, under nitrogen atmosphere, in 2 ml of dry CH₂Cl₂. The solution was cooled to -55° C. and 0.135 ml (1.9 mmol) of DMSO, dissolved in 1 ml of dry CH₂Cl₂ were added dropwise, keeping the temperature at -55° C. The solution was maintained under stirring for 2 minutes, then

0.4 g (0.86 mmol) of (S)-N-(α -ethylbenzyl)-3-[(3-(S)-hydroxy)pyrrolidin-1-ylmethyl]-2-phenylquinoline-4-carboxamide (compound of Example 32) dissolved in 2 ml of dry CH_2Cl_2 were added dropwise, maintaining the temperature between -55 and -50°C . After 15 minutes, 0.56 ml (4.0 mmol) of TEA were added dropwise and the temperature was allowed to raise to room temperature. 5 ml of H_2O were added, the organic layer was separated and washed with sat. sol. NaCl, dried over Na_2SO_4 , filtered and evaporated in vacuo to dryness.

[0230] The residue was purified by gradient flash column chromatography on 230-400 mesh silica gel using as starting

eluent a mixture of hexane/EtOAc 70:30 and as final eluent hexane/EtOAc 50:50. The crude product was triturated with pentane/*i*-Pr₂O to yield 0.25 g of the title compound.

[0231] $\text{C}_{30}\text{H}_{29}\text{N}_3\text{O}_2$

[0232] M.P.=142-145 $^\circ\text{C}$.

[0233] M.W.=463.58

[0234] $[\alpha]_{\text{D}}^{20} = -50.4$ (c=0.5, MeOH)

[0235] The compounds of the Examples are summarised in Tables 1 and 1A, while in Table 2 spectroscopic data of compounds of Examples 4-16, 19-27, 29-43 are reported.

TABLE 1

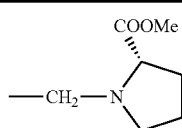
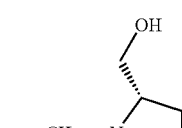
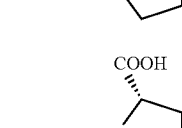
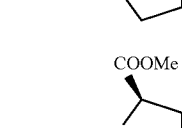
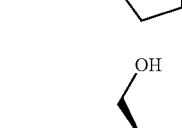
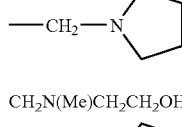
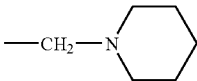
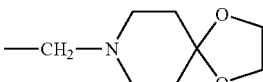
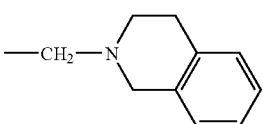
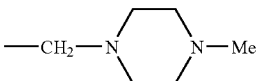
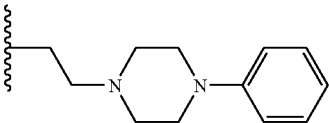
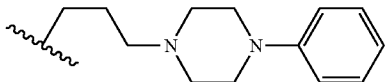
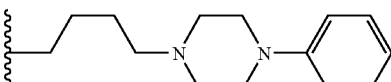
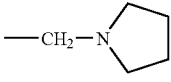
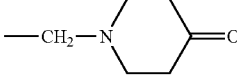
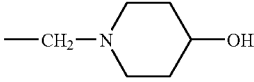
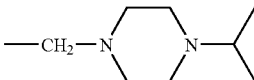
Ex.	Ar	R	R ₁	R ₂	R ₃	R ₄	*	Molecular formula	Melting point, $^\circ\text{C}$.	$[\alpha]_{\text{D}}^{20}$, MeOH
1	Ph	Et	H		Ph	H	(S)	$\text{C}_{32}\text{H}_{33}\text{N}_3\text{O}_3 \cdot \text{HCl}$	127 (dec.)	-38.6
2	Ph	Et	H		Ph	H	(S)	$\text{C}_{31}\text{H}_{33}\text{N}_3\text{O}_2$	85-89	-83.5
3	Ph	Et	H		Ph	H	(S)	$\text{C}_{31}\text{H}_{31}\text{N}_3\text{O}_3$	188-192	-29.7
4	Ph	Et	H		Ph	H	(S)	$\text{C}_{32}\text{H}_{33}\text{N}_3\text{O}_3 \cdot \text{HCl}$	154-157 (dec)	+16.0
5	Ph	Et	H		Ph	H	(S)	$\text{C}_{31}\text{H}_{33}\text{N}_3\text{O}_2$	83 (dec.)	0
6	Ph	Et	H	$\text{CH}_2\text{N}(\text{Me})\text{CH}_2\text{CH}_2\text{OH}$	Ph	H	(S)	$\text{C}_{29}\text{H}_{31}\text{N}_3\text{O}_2$	167-170	-40.9
7	Ph	Et	H		Ph	H	(S)	$\text{C}_{30}\text{H}_{31}\text{N}_3\text{O}$	103-106	-41.0

TABLE 1-continued

Ex.	Ar	R	R ₁	R ₂	R ₃	R ₄	*	Molecular formula	Melting point, ° C.	[α] _D ²⁰ , MeOH
8	Ph	Et	H		Ph	H	(S)	C ₃₁ H ₃₃ N ₃ O•HCl	140 (dec.)	+22.5
9	Ph	Et	H		Ph	H	(S)	C ₃₃ H ₃₅ N ₃ O ₃	170-173	-51.3
10	Ph	Et	H		Ph	H	(S)	C ₃₅ H ₃₃ N ₃ O	93-96	-25.8
11	Ph	Et	H		Ph	H	(S)	C ₃₁ H ₃₄ N ₄ O•HCl	195-198	-35.2
12	Ph	Et	H		Ph	H	(S)	C ₃₇ H ₃₈ N ₄ O•HCl	206 (dec.)	+16.0
13	Ph	Et	H		Ph	H	(S)	C ₃₈ H ₄₀ N ₄ O•HCl	180 (dec.)	-6.6
14	Ph	Et	H		Ph	H	(S)	C ₃₉ H ₄₂ N ₄ O	151-153	-18.9
15	Ph	i-Pr	H	CH ₂ NMe ₂	Ph	H	(R,S)	C ₂₉ H ₃₁ N ₃ O	168-171	—
16	Ph	i-Pr	H		Ph	H	(R,S)	C ₃₁ H ₃₃ N ₃ O	130-135	—
17	Ph	Et	H		Ph	H	(S)	C ₃₁ H ₃₁ N ₃ O ₂	>95	-44.0
18	Ph	Et	H		Ph	H	(S)	C ₃₁ H ₃₃ N ₃ O ₂	203-207	-48.7
19	Ph	Et	H	CH ₂ N(Me)(CH ₂) ₃ N(Me) ₂	Ph	H	(S)	C ₃₂ H ₃₈ N ₄ O•2HCl	184-186	+2.6
20	Ph	Et	H		Ph	H	(S)	C ₃₃ H ₃₈ N ₄ O•2HCl	178-182	-51.6

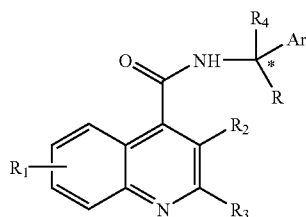
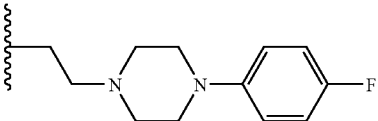


TABLE 1-continued

Ex.	Ar	R	R ₁	R ₂	R ₃	R ₄	*	Molecular formula	Melting point, ° C.	[α] _D ²⁰ , MeOH
30	Ph	Et	H		Ph	H	(S)	C ₃₇ H ₃₇ FN ₄ O	96-98	—

[0236]

TABLE IA

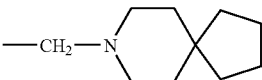
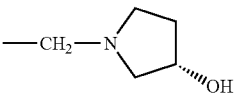
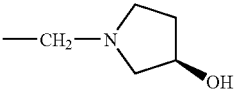
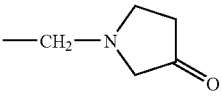
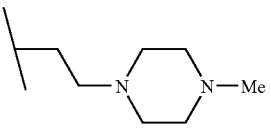
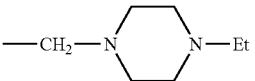
Ex	Ar	R	R ₁	R ₂	R ₃	R ₄	*	Molecular Formula	Melting point, 0° C.	[α] _D ²⁰ , MeOH
31	Ph	Et	H		Ph	H	(S)	C ₃₅ H ₃₉ N ₃ O	156-160	-44.9
32	Ph	Et	H		Ph	H	(S)	C ₃₀ H ₃₁ N ₃ O ₂	90-95	-49.1
33	Ph	Et	H		Ph	H	(S)	C ₃₀ H ₃₁ N ₃ O ₂	100-105	-45.4
34	Ph	Et	H		Ph	H	(S)	C ₃₀ H ₂₉ N ₃ O ₂	142-145	-50.4
35	Ph	Et	H		Ph	H	(S)	C ₃₂ H ₃₆ N ₄ O	224-225	-12.2
36	Ph	Et	H		Ph	H	(S)	C ₃₂ H ₃₆ N ₄ O	75-78	-48.7

TABLE IA-continued

Ex	Ar	R	R ₁	R ₂	R ₃	R ₄	*	Molecular Formula	Melting point, 0° C.	[α] _D ²⁰ , MeOH
37	Ph	Et	H		Ph	H	(S)	C ₃₈ H ₄₀ N ₄ O	158-160	-49.1
38	Ph	Et	H		Ph	H	(S)	C ₃₃ H ₃₇ N ₃ O	90-96	-49.2
39	Ph	Et	H		Ph	H	(S)	C ₃₄ H ₄₀ N ₄ O	—	—
40	Ph	Et	OMe		Ph	H	(S)	C ₃₉ H ₄₂ N ₄ O ₂	187-189	-1.6
41	Ph	i-Pr	H		Ph	H	(S)	C ₂₉ H ₃₁ N ₃ O	117-120	-63.0
42	Ph	Et	OH		Ph	H	(S)	C ₃₈ H ₄₀ N ₄ O ₂	198-200	-27.9
43	Ph	i-Pr	H		Ph	H	(S)	C ₃₄ H ₄₀ N ₄ O	125-130	-69.2

[0237]

TABLE 2

Spectroscopic data of compounds of the Examples 4-16, 19-27, 29 and 30				
Ex. IR	m/z	conditions ms	nmr(ppm)	
4	IR: (oil mull) 3298, 3060, 1732, 1642, 1550, 1492, 764, 702cm ⁻¹ .	A) 508(MH ⁺) B) 508; 373; 261; 244; 216	A) ESI POS; TSQ 700; solvent: methanol/ spray 4.5 kV/skimmer: 60 V/capillary 220 C. B) ESI DAU + 508(Collision gas: Argon)	DMSO(343K): 8.79(d, 1H); 7.99(d, 1H); 7.74(ddd, 1H); 7.67(d, 1H); 7.58-7.43(m, 8H); 7.39(dd, 2H); 7.29(dd, 1H); 5.10(dt, 1H); 3.90(s, 2H); 3.30(s, 3H); 2.91(m, 1H); 2.59-2.46(m, 1H); 2.44-2.35(m, 1H); 2.00-1.80(m, 2H); 1.80-1.45(m, 4H); 0.97(t, 3H).

TABLE 2-continued

Spectroscopic data of compounds of the Examples 4-16, 19-27, 29 and 30			
Ex. IR	m/z	conditions ms	nmr(ppm)
5 (KBr)=3400, 3274, 1635, 1551, 763, 701cm ⁻¹ .	A) 480(MH+); B) 480; 379; 345; 273; 261; 218; 119	A) ESI POS; TSQ 700; solvent: methanol/spray 4.5 kV/skimmer: 60 V/capillary 220 C. B) ESI DAU + 480(Collision gas: Argon)	DMSO(353K): 8.86(d, 1H); 8.00(d, 1H); 7.74(ddd, 1H); 7.72(d, 1H); 7.58-7.42(m, 8H); 7.36(dd, 2H); 7.29(dd, 1H); 5.11(dt, 1H); 3.98(d, 1H); 3.60(d, 1H); 3.35(m, 1H); 2.93-2.85(m, 1H); 2.79-2.70(m, 1H); 2.40-2.32(m, 1H); 2.29-2.18(m, 1H); 2.05-1.96(m, 1H); 2.00-1.80(m, 2H); 1.59-1.49(m, 1H); 1.40-1.25(m, 3H); 0.98(t, 3H).
6 IR: (KBr) 3320, 3247, 3060, 1634, 1539, 1238, 768, 700cm ⁻¹ .	A) 454(MH+); 476(MNa+) B) 454; 319; 275; 261; 244; 216; 119; 91	A) ESI POS; TSQ 700; solvent: methanol/spray 4.5 kV/skimmer: 60 V/capillary 220 C. B) ESI DAU + 454(Collision gas: Argon)	DMSO(333K): 8.98(d, 1H); 8.10(d, 1H); 7.75(dd, 1H); 7.69(d, 1H); 7.58-7.42(m, 8H); 7.39(dd, 1H); 7.29(dd, 1H); 5.09(dt, 1H); 3.70(t, 1H); 3.60(s, 1H); 3.12(dt, 2H); 2.10(t br, 2H); 2.01-1.81(m, 2H); 1.81(s, 3H); 0.98(t, 3H).
7 (KBr) 3265, 3060, 1642, 1536, 1491, 1454, 765, 701cm ⁻¹ .	A) 450(MH+); 315 B) 315; 273; 244; 216	A) ESI POS; TSQ 700; solvent: methanol/spray 4.5 kV/skimmer: 60 V/capillary 220 C. B) ESI DAU + 450(Collision gas: Argon)	DMSO(373K): 8.70(d, 1H); 8.00(d, 1H); 7.79-7.70(m, 2H); 7.60-7.40(m, 8H); 7.37(dd, 2H); 7.27(dd, 1H); 5.10(dt, 1H); 7.70(s, 2H); 2.18-2.10(m, 4H); 2.02-1.82(m, 2H); 1.47-1.40(m, 4H); 0.98(t, 3H).
8 (KBr) 3272, 3060, 3020, 1635, 1537, 762, 699cm ⁻¹ .	A) 464(MH+) B) 464; 329; 273; 261; 216	A) ESI POS; TSQ 700; solvent: methanol/spray 4.5 kV/skimmer: 60 V/capillary 220 C. B) ESI DAU + 464(Collision gas: Argon)	DMSO(353K): 9.90(d, 1H); 8.11(d, 1H); 7.90(ddd, 1H); 7.85-7.52(m, 9H); 7.43(dd, 2H); 7.32(dd, 1H); 5.15(dt, 1H); 4.50-4.20(m, 4H); 2.80-2.40(m, 2H); 2.12-1.90(m, 2H); 1.60-1.40(m, 6H); 1.05(t, 3H).
9 (KBr)=3322, 3060, 3032, 1633, 1573, 1521, 1183, 1088, 769, 701cm ⁻¹ .	A) 522(MH+); 544(MNa+) B) 522; 387; 273; 261	A) ESI POS; TSQ 700; solvent: methanol/spray 4.5 kV/skimmer: 60 V/capillary 220 C. B) ESI DAU + 552(Collision gas: Argon)	DMSO(353K): 8.78(d, 1H); 8.00(d, 1H); 7.72(ddd, 1H); 7.71(d, 1H); 7.57-7.42(m, 8H); 7.38(dd, 2H); 7.29(dd, 1H); 5.11(dt, 1H); 3.79(s, 4H); 3.59(s, 2H); 2.18-2.04(m, 4H); 1.99-1.79(m, 2H); 1.30(t, 4H); 0.97(t, 3H).
10 (KBr) 3276, 1634, 1538, 1492, 758, 700cm ⁻¹ .	A) 512(MH+) B) 377; 349; 273; 261; 218; 119; 91	A) ESI POS; TSQ 700; solvent: methanol/spray 4.5 kV/skimmer: 60 V/capillary 220 C. B) ESI DAU + 512(Collision gas: Argon)	DMSO(343K): 8.91(d, 1H); 7.81(d, 1H); 7.78-7.70(m, 2H); 7.59-7.51(m, 3H); 7.45-7.40(m, 5H); 7.33(dd, 2H); 7.25(d, 1H); 7.05-6.95(m, 3H); 6.81(m, 1H); 5.06(dt, 1H); 3.70(s, 2H); 3.22(s, 2H); 3.00(m, 2H); 2.33(m, 2H); 1.95-1.75(m, 2H); 0.90(t, 3H).
11 (KBr) 3398, 3277, 1637, 1536, 1290, 764, 701cm ⁻¹ .	A) 479(MH+); 344 B) 479; 344	A) ESI POS; TSQ 700; solvent: methanol/spray 4.5 kV/skimmer: 60 V/capillary 220 C. B) ESI DAU + 479(Collision gas: Argon)	DMSO(373K): 8.69(d, 1H); 8.00(d, 1H); 7.72(m, 2H); 7.60-7.42(m, 8H); 7.38(dd, 2H); 7.29(dd, 1H); 5.12(dt, 1H); 3.51(s, 2H); 2.09-1.80(m, 10H); 2.02(s, 3H); 0.99(t, 3H).
12 (KBr) 3436, 3028, 2800-2000, 1650, 1600, 1544, 1494, 764, 702cm ⁻¹ .	A) 555(MH+) B)555; 392; 288; 275; 245; 119	A) ESI POS; TSQ 700; solvent: methanol/spray 4.5 kV/skimmer: 60 V/capillary 220 C. B) ESI DAU + 555(Collision gas: Argon)	DMSO(333K): 12.00-11.10(s br, 1H); 9.42(s br, 1H); 8.10(d, 1H); 8.00-7.20(m, 12H); 7.00-6.83(m, 3H); 4.10(dt, 1H); 3.70-2.40(m br, 12H); 2.00-1.80(m, 2H); 0.99(t br, 3H).
13 (KBr) 3438, 2800-2200, 1656, 1602, 1544, 1496, 764, 702cm ⁻¹ .	A) 569(MH+) B) 569; 381; 289; 263; 220; 201; 175; 119	A) ESI POS; TSQ 700; solvent: methanol/spray 4.5 kV/skimmer: 60 V/capillary 220 C. B) ESI DAU + 569(Collision gas: Argon)	DMSO+TFA(333K): 9.22(d, 1H); 8.05(d, 1H); 7.95-7.25(m, 15H); 7.00(d, 2H); 6.90(dd, 1H); 5.12(dt, 1H); 3.75-2.40(m, 12H); 2.00-1.50(m, 4H); 0.99(t br, 3H).
14 (KBr) 3244, 3058, 1634, 1602, 1542, 1496, 1236, 762, 726, 698cm ⁻¹ .	A) 583(MH+) B) 583; 420; 316; 303; 258; 215; 201; 160; 119; 91	A) ESI pos; TSQ 700; solvent: methanol/spray 4.5 kV/skimmer: 60 V/capillary 220 C. B) ESI DAU + 583(Collision gas: Argon)	DMSO(333K): 9.04(d, 1H); 8.00(d, 1H); 7.71(t, 1H); 7.55-7.40(m, 10H); 7.39(dd, 2H); 7.29(dd, 1H); 7.20(dd, 2H); 6.90(d, 2H); 6.76(dd, 1H); 5.11(dt, 1H); 3.07(m, 4H); 2.50(m, 4H); 2.30(m, 2H); 2.10-1.77(m, 4H); 1.40-1.12(m, 4H); 0.99(t, 3H).
15 (KBr)=3267, 3062, 3021, 1626, 1538, 770, 699cm ⁻¹ .	438(MH+); 289	ESI POS; TSQ 700; solvent: methanol/spray 4.5 kV/skimmer: 60 V/capillary 220 C.	DMSO(353K): 8.79(d, 1H); 8.00(d, 1H); 7.72-7.62(m, 2H); 7.60-7.25(m, 11H); 4.90(dd, 1H); 3.42(s, 2H); 2.20-2.08(m, 1H); 1.72(s, 6H); 1.10(d, 3H); 0.82(d, 3H).
16 (KBr)3265, 3057, 3020, 1630, 1536, 763, 700cm ⁻¹ .	A) 464(MH+); 486(MNa+); 315 B) 315	A) ESI POS; TSQ 700; solvent: methanol/spray 4.5 kV/skimmer: 60 V/capillary 220 C. B) ESI DAU + 464(Collision gas: Argon)	DMSO(353K): 8.80(d, 1H); 8.00(d, 1H); 7.72(ddd, 1H); 7.69(d, 1H); 7.60-7.40(m, 8H); 7.36(dd, 2H); 7.28(dd, 1H); 4.92(dd, 1H); 3.65 and 3.60(ABq, 2H); 2.20-2.05(m, 1H); 2.09-2.00(m, 4H); 1.42-1.37(m, 4H); 1.09(d, 3H); 0.84(d, 3H).
19 (KBr) 3600-2400, 1662, 1536, 1246, 766, 706cm ⁻¹ .	A)495(MH+) B)495; 450; 381; 263; 261; 220; 119, 86; 58	A) ESI POS; TSQ 700; solvent: methanol/spray 4.5 kV/skimmer: 60 V/capillary 220 C. B) ESI DAU + 495(Collision gas: Argon)	DMSO(353K): 9.70(d br, 1H); 8.12(d, 1H); 7.90(dd, 1H); 7.72-7.30(m, 12H); 5.14(dt, 1H); 4.42 and 4.28(ABq, 2H); 2.81(m, 2H); 2.72(m, 2H); 2.66(s, 6H); 2.29(s, 3H); 2.09-1.87(m, 2H); 1.84-1.73(m, 2H); 0.99(t, 3H).
20 (KBr) 3600-2400, 1652, 1540, 1494, 1452, 764, 704cm ⁻¹ .	A) 507(MH+) B) 507; 372; 354; 346; 287; 261; 126; 91	A) ESI POS; TSQ 700; solvent: methanol/spray 4.5 kV/skimmer: 60 V/capillary 220 C. B) CID Offset = -43 V	DMSO: 8.92(d, 1H); 8.04(d, 1H); 7.79(dd, 1H); 7.60-7.40(m, 11H); 7.30(dd, 1H); 5.10(dt, 1H); 3.68 and 3.62(ABq, 2H); 3.24(m, 1H); 3.10-2.93(m, 2H); 2.50-2.30(m, 6H); 2.00-1.80(m, 2H); 1.20(d, 6H); 0.99(t, 3H).

TABLE 2-continued

Spectroscopic data of compounds of the Examples 4-16, 19-27, 29 and 30			
Ex. IR	m/z	conditions ms	nmr(ppm)
21 (KBr) 3328, 3060, 3030, 2968, 1774, 1714, 1636, 1584, 1526, 1394, 1354, 1018, 888, 766, 704cm ⁻¹	A) 554(MH+); 576(MNa+); 592(MK+) B) 554; 419; 374; 272; 244	A) ESI POS; TSQ 700; solvent: methanol/ spray 4.5 kV/skimmer: 60 V/capillary 220 C. B) ESI DAU + 554(Collision gas: Argon)	DMSO: 8.95(d, 1H); 7.97(d, 1H); 7.88-7.80(m, 4H); 7.70(dd, 1H); 7.50-7.15(m, 12H); 5.05(dt, 1H); 3.29(m, 2H); 2.70(m, 2H); 2.00-1.80(m, 2H); 1.65(m, 2H); 0.98(t, 3H).
22 (KBr) 3263, 3060, 2967, 2878, 1634, 1609, 1530, 1493, 1320, 1022, 759, 729, 699cm ⁻¹	A) 623(MH+) B) 623; 460; 395; 356; 275; 119	A) ESI POS; TSQ 700; solvent: methanol/ spray 4.5 kV/skimmer: 60 V/capillary 220 C. B) ESI DAU + 623(Collision gas: Argon)	DMSO(353K): 8.98(d, 1H); 8.01(d, 1H); 7.72(dd, 1H); 7.70(m, 1H); 7.58-7.50(m, 7H); 7.48(d, 2H); 7.38(dd, 2H); 7.28(dd, 1H); 7.10(d, 1H); 7.05(s, 1H); 7.03(d, 1H); 5.04(dt, 1H); 3.02(m, 4H); 2.90(m, 2H); 2.39(m, 2H); 2.11(m, 4H); 2.02-1.79(m, 2H); 1.00(t, 3H).
23 (KBr) 3259, 3065, 2967, 1635, 1611, 1532, 1494, 1355, 1320, 1166, 1126, 783, 757, 730, 698cm ⁻¹	A) 637(MH+) B) 637; 381; 252; 289; 269; 220	A) ESI POS; TSQ 700; solvent: methanol/ spray 4.5 kV/skimmer: 60 V/capillary 220 C. B) ESI DAU + 637(Collision gas: Argon)	DMSO(373K): 8.92(d, 1H); 8.00(d, 1H); 7.71(dd, 1H); 7.69(m, 1H); 7.54-7.35(m, 11H); 7.28(dd, 1H); 7.03(d, 1H); 7.08(s, 1H); 7.02(d, 1H); 5.15(dt, 1H); 3.08(m, 4H); 2.29-2.00(m, 2H); 2.22(m, 4H); 2.03-1.80(m, 4H); 1.55-1.45(m, 2H); 1.00(t, 3H).
24 (KBr) 3257, 3061, 1634, 1597, 1527, 1494, 1230, 815, 757, 700cm ⁻¹	A) 603(MH+) B) 625; 603; 381; 353; 263; 235; 220; 209	A) ESI POS; TSQ 700; solvent: methanol/ spray 4.5 kV/skimmer: 60 V/capillary 220 C. B) CID Offset = -46 V	DMSO(373): 8.79(d br, 1H); 7.99(d, 1H); 7.70(dd, 1H); 7.68(m, 1H); 7.55-7.45(m, 8H); 7.37(dd, 2H); 7.28(dd, 1H); 7.19(d, 2H); 6.86(d, 2H); 5.14(dt, 1H); 2.99(m, 4H); 2.74(m, 2H); 2.20(m, 4H); 1.99(m, 2H); 1.98-1.80(m, 2H); 1.54-1.40(m, 2H); 1.00(t, 3H).
25 (KBr) 3262, 3060, 1632, 1530, 1492, 1130, 844, 760, 700cm ⁻¹	A) 568(MH+) B) 568; 433; 289; 220;	A) ESI POS; TSQ 700; solvent: methanol/ spray 4.5 kV/skimmer: 60 V/capillary 220 C. B) ESI DAU + 568(Collision gas: Argon)	DMSO(373K): 8.81(d br, 1H); 8.00(d, 1H); 7.71(dd, 1H); 7.55-7.43(m, 9H); 7.42-7.34(m, 3H); 7.33-7.23(m, 3H); 7.19(d, 2H); 5.14(dt, 1H); 2.80-2.61(m, 4H); 2.48-2.36(m, 1H); 2.13-1.79(m, 6H); 1.74-1.44(m, 6H); 1.00(t, 3H).
26 (KBr) 3280, 3061, 3030, 2933, 2807, 1639, 1537, 1492, 1453, 1289, 1132, 1010, 741, 700cm ⁻¹	A) 555(MH+) B) 555; 420; 377; 329; 312; 287; 261; 246; 174; 119, 91	A) ESI POS; TSQ 700; solvent: methanol/ spray 4.5 kV/skimmer: 60 V/capillary 220 C. B) ESI DAU + 555(Collision gas: Argon)	DMSO(353K): 8.79(d br, 1H); 8.01(d, 1H); 7.76-7.00(m, 2H); 7.58-7.41(m, 11H); 7.38(dd, 1H); 7.29(dd, 2H); 7.21(d, 2H); 5.11(dt, 1H); 3.50(s, 2H); 3.34(s, 2H); 2.12-2.01(m, 8H); 2.02-1.79(m, 2H); 0.99(t, 3H).
27 (KBr) 3268, 3058, 1640, 1597, 1493, 1451, 1236, 819, 760, 701cm ⁻¹	A) 589(MH+) B) 589; 454; 426; 322; 275; 245	A) ESI POS; TSQ 700; solvent: methanol/ spray 4.5 kV/skimmer: 60 V/capillary 220 C. B) CID Offset = -45 V	DMSO(353K): 9.00(d, 1H); 8.00(d, 1H); 7.72(dd, 1H); 7.58-7.50(m, 7H); 7.49(d, 2H); 7.39(dd, 2H); 7.29(dd, 1H); 7.19(d, 2H); 6.86(d, 2H); 5.13(dt, 1H); 2.98-2.82(m, 6H); 2.41-2.30(m, 2H); 2.18-2.02(m, 4H); 2.00-1.79(m, 2H); 1.00(t, 3H).
29 (KBr) 3282, 3059, 30030, 2932, 1632, 1513, 1491, 1237, 812, 761, 700cm ⁻¹	A) 569(MH+) B) 569; 395; 302; 275; 245	A) ESI POS; TSQ 700; solvent: methanol/ spray 4.5 kV/skimmer: 60 V/capillary 220 C. B) ESI DAU + 569(Collision gas: Argon)	DMSO(353K): 9.00(d, 1H); 8.00(d, 1H); 7.72(dd, 1H); 7.58-7.50(m, 7H); 7.49(d, 2H); 7.39(dd, 2H); 7.29(dd, 1H); 7.00(d, 2H); 6.72(d, 2H); 5.11(dt, 1H); 2.92-2.80(m, 6H); 2.41-2.30(m, 2H); 2.20(s, 3H); 2.18-2.02(m, 4H); 2.00-1.79(m, 2H); 0.99(t, 3H).
30 (KBr) 3262, 3057, 1632, 1507, 1452, 1235, 817, 756, 701cm ⁻¹	A) 573(MH+) B) 573; 411; 396; 307; 275; 245;	A) ESI POS; TSQ 700; solvent: methanol/ spray 4.5 kV/skimmer: 60 V/capillary 220 C. B) ESI DAU + 573(Collision gas: Argon)	DMSO(353K): 9.00(d, 1H); 8.00(d, 1H); 7.72(dd, 1H); 7.58-7.50(m, 7H); 7.49(d, 2H); 7.39(dd, 2H); 7.29(dd, 1H); 6.99(dd, 2H); 6.84(dd, 2H); 5.13(dt, 1H); 2.92-2.80(m, 6H); 2.41-2.30(m, 2H); 2.18-2.02(m, 4H); 2.00-1.79(m, 2H); 1.00(t, 3H).

[0238]

TABLE IIA

Spectroscopic data of compounds of the Examples 17-43			
Ex IR	m/z	MS conditions	NMR(ppm)
31 (nujol) 3265, 3062, 1631, 1538, 1453, 758, 738, 698cm ⁻¹	A) 518(MH+) B) 383; 273; 244; 216	A) ESI POS; TSQ 700; solvent: MeOH/spray 4.5 kV/skimmer: 60 V/ capillary 220 C. B) ESI DAU + 518(Collision gas: Argon)	(DMSO, 353K): 8.80(d br, 1H); 8.00(d, 1H); 7.72(m, 2H); 7.60-7.40(m, 8H); 7.38(dd, 2H); 7.29(dd, 1H); 5.10(dt, 1H); 3.45(s, 2H); 2.03-1.80(m, 6H); 1.55-1.45(m, 4H); 1.29-1.05(m, 8H); 0.98(t, 3H).

TABLE IIA-continued

Spectroscopic data of compounds of the Examples 17-43			
Ex IR	m/z	MS conditions	NMR(ppm)
32 (KBr) 3600-3100, 3061, 3030, 2965, 2874, 1633, 1544cm ⁻¹ .	A) 466(MH+) B) 331; 303; 261; 216; 91	A) ESI POS; TSQ 700; solvent: MeOH/spray 4.5 kV/skimmer: 60 V/capillary 220 C. B) ESI DAU + 466(Collision gas: Argon)	(DMSO, 353K): 8.82(d br, 1H); 8.00(d, 1H); 7.72(m, 2H); 7.60-7.42(m, 8H); 7.38(dd, 2H); 7.29(dd, 1H); 5.10(dt, 1H); 3.98-3.89(m, 1H); 3.94(s br, 1H); 3.71(d, 1H); 3.61(d, 1H); 2.33-2.20(m, 2H); 2.12-2.04(m, 2H); 2.00-1.80(m, 2H); 1.78-1.62(m, 1H); 1.39-1.29(m, 1H); 0.96(t, 3H).
33 (KBr) 3600-3100, 3059, 3030, 2964, 1634, 1535cm ⁻¹ .	A) 466(MH+) B) 331; 303; 273; 261; 216	A) ESI POS; TSQ 700; solvent: MeOH/spray 4.5 kV/skimmer: 60 V/capillary 220 C. B) ESI DAU + 466(Collision gas: Argon)	(DMSO, 353K): 8.82(d br, 1H); 8.00(d, 1H); 7.72(m, 2H); 7.60-7.42(m, 8H); 7.38(dd, 2H); 7.29(dd, 1H); 5.10(dt, 1H); 3.98-3.89(m, 1H); 3.94(s br, 1H); 3.71(d, 1H); 3.61(d, 1H); 2.33-2.20(m, 2H); 2.12-2.04(m, 2H); 2.00-1.80(m, 2H); 1.78-1.62(m, 1H); 1.39-1.29(m, 1H); 0.96(t, 3H).
34 (KBr) 3324, 3059, 3030, 2967, 2935, 1748, 1639, 1531cm ⁻¹ .	A) 464(MH+) B) 464; 381; 329; 273; 261; 220	A) ESI POS; TSQ 700; solvent: MeOH/spray 4.5 kV/skimmer: 60 V/capillary 220 C. B) ESI DAU + 464(Collision gas: Argon)	(DMSO, 353K): 8.85(d br, 1H); 8.01(d, 1H); 7.75(m, 2H); 7.60-7.40(m, 8H); 7.37(dd, 2H); 7.28(dd, 1H); 5.10(dt, 1H); 3.74(s, 2H); 2.52-2.40(m, 4H); 2.00(t, 2H); 2.00-1.79(m, 2H); 0.96(t, 3H).
35 (KBr) 3437, 2927-2547, 1641, 1534cm ⁻¹ .	A) 493(MH+) B) 493; 395; 393; 330; 275; 226; 119	A) APCI POS; TSQ 700; solvent: MeOH/spray vap. 300 C./corona 5 kV/sheath gas 45 psi/skimmer: 60 V/capillary 150 C. B) APCI DAU + 493(Collision gas: Argon)	(DMSO, 353K, as a base): 9.15(d br, 1H); 8.05(d, 1H); 7.79(dd, 1H); 7.60-7.50(m, 7H); 7.48(d, 2H); 7.41(dd, 2H); 7.30(dd, 1H); 5.10(dt, 1H); 3.30-2.50(m, 12H); 2.70(s, 3H); 2.01-1.79(m, 2H); 0.99(t, 3H).
36 (KBr) 3282, 3060, 2968-2812, 1636, 1530cm ⁻¹ .	A) 493(MH+); 381; 358 B) 493; 381; 358; 287; 261; 220; 112	A) APCI POS; TSQ 700; solvent: MeOH/spray vap. 300 C./corona 5 kV/sheath gas 45 psi/skimmer: 60 V/2 capillary 150 C. B) APCI DAU + 493(Collision gas: Argon)	(DMSO, 353K): 8.81(d br, 1H); 8.00(d, 1H); 7.73(m, 2H); 7.58-7.40(m, 8H); 7.38(dd, 2H); 7.28(dd, 1H); 5.10(dt, 1H); 3.50(s, 2H); 2.20(q, 2H); 2.09-2.00(m, 8H); 2.01-1.79(m, 2H); 0.98(t, 3H); 0.90(t, 3H).
37 (KBr) 3435, 3026-2664, 1652, 1540cm ⁻¹ .	A) 569(MH+); 434; 381 B) 569; 434; 381; 287; 263; 247; 220; 188	A) APCI POS; TSQ 700; solvent: MeOH/spray vap. 300 C./corona 5 kV/sheath gas 45 psi/skimmer: 60 V/capillary 150 C. B) APCI DAU + 569(Collision gas: Argon)	(DMSO, 353K, as base): 8.81(d br, 1H); 8.00(d, 1H); 7.71(m, 2H); 7.55(m, 3H); 7.50-7.40(m, 6H); 7.38(dd, 2H); 7.30-7.21(m, 3H); 7.16(d, 2H); 5.10(dt, 1H); 3.50(s, 2H); 2.61(t, 2H); 2.40(t, 2H); 2.12(m, 4H); 2.02(m, 4H); 2.01-1.79(m, 2H); 0.98(t, 3H).
38 (KBr) 3290, 3060, 3032, 1636, 1532, 1380, 1215, 1182, 759, 698cm ⁻¹ .	A) 492(MH+) B) 358; 274; 262; 216; 140; 119	A) ESI POS; TSQ 700; solvent: MeOH/spray 4.5 kV/skimmer: 60 V/capillary 220 C. B) ESI DAU + 492(Collision gas: Argon)	(DMSO, 353K): 8.81(d br, 1H); 8.00(d, 1H); 7.73(m, 2H); 7.58-7.40(m, 8H); 7.38(dd, 2H); 7.28(dd, 1H); 5.10(dt, 1H); 3.50 and 3.45(ABq, 2H); 2.00-1.94(m, 4H); 1.98-1.79(m, 2H); 1.04-0.95(m, 7H); 0.74(s, 6H).
39 (KBr) 3261, 3060, 2967, 2809, 1634, 1531cm ⁻¹ .	A) 521(MH+) B) 521; 395; 275; 254; 245	A) ESI POS; TSQ 700; solvent: MeOH/spray 4.5 kV/skimmer: 60 V/capillary 220 C., B) ESI DAU + 521(Collision gas: Argon)	(DMSO, 353K): 8.96(d br, 1H); 8.00(d, 1H); 7.72(dd, 1H); 7.58-7.48(m, 7H); 7.46(d, 2H); 7.38(dd, 2H); 7.28(dd, 1H); 5.11(dt, 1H); 2.90-2.80(m, 2H); 2.63-2.50(m, 1H); 2.40-2.23(m, 6H); 2.05-1.95(m, 4H); 2.00-1.80(m, 2H); 0.99(t, 3H); 0.93(d, 6H).
40 (KBr) 3422, 2968-2658, 1642, 1600, 1538cm ⁻¹ .	A) 599(MH+) B) 599; 436; 411; 383; 293; 250; 201; 175	A) ESI POS; TSQ 700; solvent: MeOH/spray 4.5 kV/skimmer: 60 V/capillary 220 C. B) ESI DAU + 599(Collision gas: Argon)	(DMSO, 353K,+TFA): 9.18(d br, 1H); 7.62-7.54(m, 5H); 7.50-7.23(m, 10H); 6.97(d, 2H); 6.87(dd, 1H); 5.10(dt, 1H); 3.97(s, 3H); 3.54-3.15(m, 4H); 3.15-2.87(m, 4H); 2.85-2.30(m, 4H); 2.00-1.80(m, 2H); 1.80-1.60(m, 2H); 1.00(t, 3H).
41 (KBr) 3272, 3061, 2971, 2813, 2762, 1631, 1537cm ⁻¹ .	A) 438(MH+) B) 438; 289; 244; 216	A) ESI POS; TSQ 700; solvent: MeOH/spray 4.5 kV/skimmer: 60 V/capillary 220 C. B) ESI DAU + 438(Collision gas: Argon)	(DMSO, 353K): 8.79(d br, 1H); 8.01(d, 1H); 7.73(dd, 1H); 7.69(d, 1H); 7.60-7.40(m, 8H); 7.38(dd, 2H); 7.29(dd, 1H); 4.91(dd, 1H); 3.41(s, 2H); 2.20-2.09(m, 1H); 1.76(s, 6H); 1.10(d, 3H); 0.84(d, 3H).

TABLE IIA-continued

Spectroscopic data of compounds of the Examples 17-43			
Ex IR	m/z	MS conditions	NMR(ppm)
42 (KBr) 3257, 3059-2820, 1619, 1600cm ⁻¹ .	A) 585(MH+) B) 585; 422; 397; 369; 279; 236; 201; 175	A) ESI POS; TSQ 700; solvent: MeOH/spray 4.5 kV/skimmer: 60 V/ capillary 220 C. B) ESI DAU + 585(Collision gas: Argon)	(DMSO, 353K): 9.79(s br, 1H); 8.89(d br, 1H); 7.52-7.09(m, 15H); 6.89(d, 2H); 6.79(dd, 1H); 5.10(dt, 1H); 2.70-2.50(m, 4H); 2.23-2.11(m, 4H); 2.00-1.80(m, 4H); 1.50-1.38(m, 2H); 0.99(t, 3H).
43 (KBr) 3304, 3061, 2965, 2810, 1634, 1533cm ⁻¹ .	A) 521(MH+) B) 521; 393; 372; 354; 287; 261; 126	A) ESI POS; TSQ 700; solvent: MeOH/spray 4.5 kV/skimmer: 60 V/ capillary 220 C. B) ESI DAU + 521(Collision gas: Argon)	(DMSO, 373K): 8.71(d br, 1H); 8.00(d, 1H); 7.71(dd, 1H); 7.69(dd, 1H); 7.58-7.35(m, 10H); 7.29(dd, 1H); 4.95(dt, 1H); 3.51(s, 2H); 2.78-2.67(m, 1H); 2.36-2.24(m, 4H); 2.23-2.02(m, 5H); 1.10(d, 3H); 1.00(d, 6H); 0.89(d, 3H).

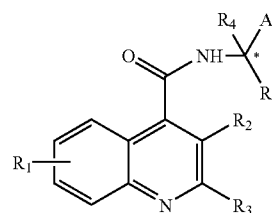
[0239]

TABLE III

Ex. No.	(Pharmacological data)	
	Binding affinity, Ki (nM)	
	hNK-3-CHO ^a	hNK-2-CHO ^b
2	1.9	67.9
5	0.9	73.2
6	1.2	65.5
8	0.9	24.1
9	0.8	18.2
11	4.0	66.8
12	1.9	39.0
13	0.3	3.8
14	1.1	22.2
17	1.5	42.7
18	2.3	44.6
20	1.8	5.7
21	0.9	6.4
22	2.9	44.9
23	1.2	9.7
24	0.9	3.3
25	0.5	1.5
26	0.4	1.7
27	2.8	53.5
29	2.5	35.3
30	3.0	27.1
31	3.9	142.7
32	3.2	68.8
33	2.9	64.8
34	1.5	38.0
36	1.7	12.7
37	0.8	0.9
39	0.8	35.6
40	1.2	13.8
41	3.3	56.7
42	0.7	14.9
43	1.0	1.2

hNK-3-CHO^a = human neurokinin-3 receptor expressed in CHO cell lines.hNK-2-CHO^b = human neurokinin-2 receptor expressed in CHO cell lines.

1. A compound, or a solvate or a salt thereof, of formula (I):



(I)

wherein, Ar is an optionally substituted aryl or a C₅₋₇ cycloalkdienyl group, or a C₅₋₇ cycloalkyl group or an optionally substituted single or fused ring aromatic heterocyclic group;

R is C₁₋₆ alkyl, C₃₋₇ cycloalkyl, C₃₋₇ cycloalkylalkyl, optionally substituted phenyl or phenyl C₁₋₆ alkyl, an optionally substituted five-membered heteroaromatic ring comprising up to four heteroatoms selected from O and N, hydroxy C₁₋₆ alkyl, amino C₁₋₆ alkyl, C₁₋₆ alkylaminoalkyl, di C₁₋₆ alkylaminoalkyl, C₁₋₆ acylaminoalkyl, C₁₋₆ alkoxyalkyl, C₁₋₆ alkylcarbonyl, carboxy, C₁₋₆ alkoxy carbonyl, C₁₋₆ alkoxy carbonyl C₁₋₆ alkyl, aminocarbonyl, C₁₋₆ alkylaminocarbonyl, di C₁₋₆ alkylaminocarbonyl, halogeno C₁₋₆ alkyl; or R is a group —(CH₂)_p— wherein p is 2 or 3 which group forms a ring with a carbon atom of Ar;

R₁ represents hydrogen or up to four optional substituents selected from the list consisting of: C₁₋₆ alkyl, C₁₋₆ alkenyl, aryl, C₁₋₆ alkoxy, hydroxy, halogen, nitro, cyano, carboxy, carboxamido, sulphonamido, C₁₋₆ alkoxy carbonyl, trifluoromethyl, acyloxy, phthalimido, amino or mono- and di-C₁₋₆ alkylamino;

R₂ represents a moiety —(CH₂)_n—NY₁Y₂ wherein n is an integer in the range of from 1 to 9, Y₁ and Y₂ are independently selected from hydrogen; C₁₋₆-alkyl; C₁₋₆ alkyl substituted with hydroxy, C₁₋₆ alkylamino or bis (C₁₋₆ alkyl) amino; C₁₋₆-alkenyl; aryl or aryl-C₁₋₆-alkyl or Y₁ and Y₂ together with the nitrogen atom to which they are attached represent an optionally substituted N-linked single or fused ring heterocyclic group;

R_3 is branched or linear C_{1-6} alkyl, C_{3-7} cycloalkyl, C_{4-7} cycloalkylalkyl, optionally substituted aryl, or an optionally substituted single or fused ring aromatic heterocyclic group; and

R_4 represents hydrogen or C_{1-6} alkyl.

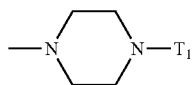
2. A compound according to claim 1, wherein Ar represents unsubstituted phenyl.

3. A compound according to claim 1, wherein R represents C_{1-6} alkyl.

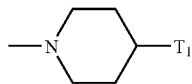
4. A compound according to claim 1, wherein R_1 represents hydrogen, C_{1-6} alkoxy.

5. A compound according to claim 1, wherein R_2 is an N-linked single or fused heterocyclic groups, in which any single or fused ring is saturated or unsaturated and consists of 5- or 6-ring atoms, said ring atoms optionally comprising 1 or 2 additional heteroatoms selected from O or N and wherein one or two ring atoms are optionally substituted with one or two oxo groups or one or two of hydroxy, carboxy, C_{1-6} alkoxy, C_{1-6} alkyl, C_{1-6} hydroxyalkyl, aryl, arylalkyl, C_{3-7} cycloalkyl, or a single or fused ring aromatic heterocyclic group, or the substituents on adjacent ring atoms form a carbocyclic ring; said aryl or aromatic heterocyclic groups being optionally substituted with one or two C_{1-6} alkyl, alkoxy, hydroxy, halogen or halogenalkyl groups.

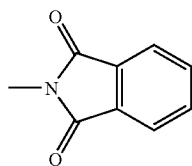
6. A compound according to claim 1, wherein R_2 is a moiety of formula (a), (b) or (c):



(a)



(b)



(c)

wherein T_1 represents hydroxy, carboxy, C_{1-6} alkoxy, C_{1-6} alkyl, C_{1-6} hydroxyalkyl, aryl, arylalkyl or C_{3-7} cycloalkyl.

7. A compound according to claim 1, wherein R_2 is a moiety a moiety of formula (a).

8. A compound according to claim 1, wherein R_3 is a phenyl group.

9. A compound according to claim 1, wherein R_4 is hydrogen.

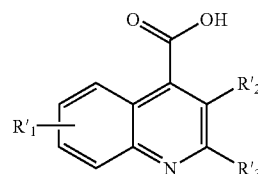
10. A compound according to claim 1, wherein n is an integer 1, 2 or 3.

11. A compound according to claim 1, wherein Ar is phenyl, R is ethyl, R_1 is hydrogen, R_3 is phenyl, R_4 is hydrogen and R_2 is a moiety $-(CH_2)_n-NY_1Y_2$ wherein n is 1, 2, 3 or 4 and NY_1Y_2 is:

- (i) a moiety of the above defined formula (a);
- (ii) a moiety of the above defined formula (b); or
- (iii) a moiety of the above defined formula (c).

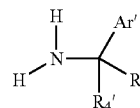
12. (canceled)

13. A process for the preparation of a compound of formula (I) according to claim 1, or a salt thereof and/or a solvate thereof, which process comprises reacting a compound of formula (II) or an active derivative thereof:



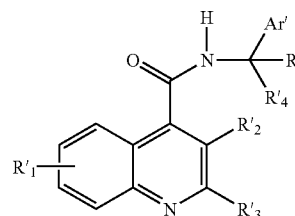
(II)

wherein R'_1 , R'_2 and R'_3 are R_1 , R_2 and R_3 respectively as defined in relation to formula (I) or a group convertible to R_1 , R_2 and R_3 respectively; with a compound of formula (III):



(III)

wherein R' , R'_4 and Ar' are R , R_4 and Ar as defined for formula (I) or a group or atom convertible to R , R_4 and Ar respectively; to form a compound of formula (Ib):



(Ib)

wherein Ar' , R' , R'_1 , R'_2 , R'_3 and R'_4 are as defined above, and thereafter carrying out one or more of the following optional steps:

- (i) converting any one of Ar' , R' , R'_1 , R'_2 , R'_3 and R'_4 to Ar , R , R_1 , R_2 , R_3 or R_4 respectively as required, to obtain a compound of formula (I);
- (ii) converting a compound of formula (I) into another compound of formula (I); and
- (iii) preparing a salt of the compound of formula (I) and/or a solvate thereof.

14. A pharmaceutical composition comprising a compound of formula (I) according to claim 1, or a pharmaceutically acceptable salt or solvate thereof, and a pharmaceutically acceptable carrier.

15. (canceled)

16. A compound of formula (I) according to claim 1, or a pharmaceutically acceptable salt or solvate thereof, for the treatment or prophylaxis of the Primary and Secondary Conditions.

17. (canceled)

18. A method for the treatment and/or prophylaxis of the Primary and Secondary Conditions in mammals, particularly humans, which comprises administering to the mammal in need of such treatment and/or prophylaxis an effective, non-toxic pharmaceutically acceptable amount of a com-

pound of formula (I) according to claim 1, or a pharmaceutically acceptable salt or solvate thereof.

19. A compound of formula (I) according to claim 1, for use as a diagnostic tool for assessing the degree to which neurokinin-3 and neurokinin-2 receptor activity (normal, overactivity or underactivity) is implicated in a patient's symptoms.

* * * * *