



(19) **United States**

(12) **Patent Application Publication**
Gillespie et al.

(10) **Pub. No.: US 2005/0238034 A1**

(43) **Pub. Date: Oct. 27, 2005**

(54) **SYSTEM AND METHOD FOR
AUTOMATICALLY INITIATING AND
DYNAMICALLY ESTABLISHING SECURE
INTERNET CONNECTIONS BETWEEN A
FIRE-WALLED SERVER AND A
FIRE-WALLED CLIENT**

Publication Classification

(51) **Int. Cl.⁷ H04L 12/28**

(52) **U.S. Cl. 370/401; 713/150**

(76) **Inventors: Brian Gillespie, Dublin (IE); Helmut
Salmen, Los Gatos, CA (US); David
Tracey, Drogheda (IE)**

(57) **ABSTRACT**

A system and method for automatically and dynamically initiating and establishing secure connections between a Server and a Client using a session control server (SCS). Both the Server and the Client are connected to an untrusted network (such as the Internet) through a Network Address Translator or Translation (NAT) router or a firewall. The SCS, independently trusted by both the Server and the Client, brokers the required connection parameters to establish a secure connection between the Server and the Client. The system and method does not require any user configuration on the Client and eliminates the need for the Server to accept explicit connection requests or packets from the Client, thereby allowing the Server firewall to always remain closed to all inbound traffic.

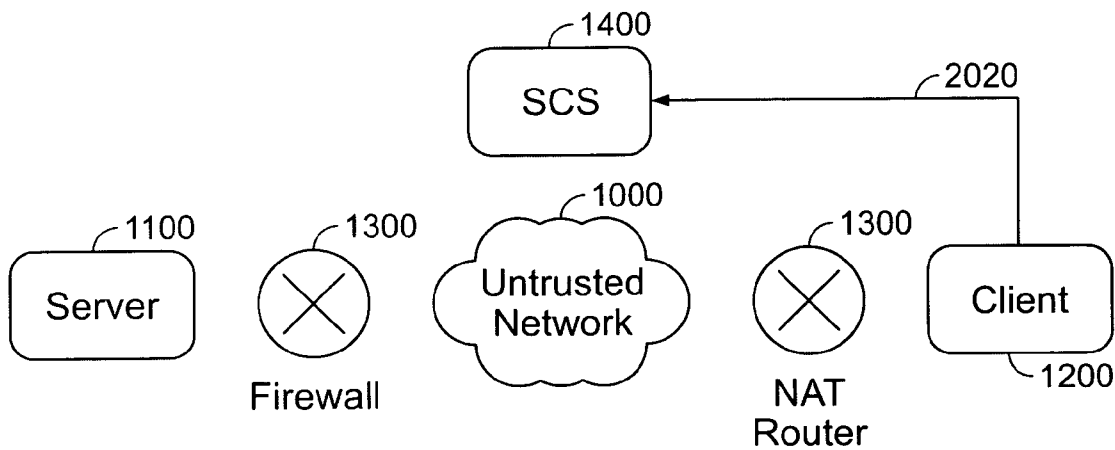
Correspondence Address:
FULBRIGHT & JAWORSKI, LLP
666 FIFTH AVE
NEW YORK, NY 10103-3198 (US)

(21) **Appl. No.: 11/104,982**

(22) **Filed: Apr. 12, 2005**

Related U.S. Application Data

(60) **Provisional application No. 60/561,806, filed on Apr. 12, 2004.**



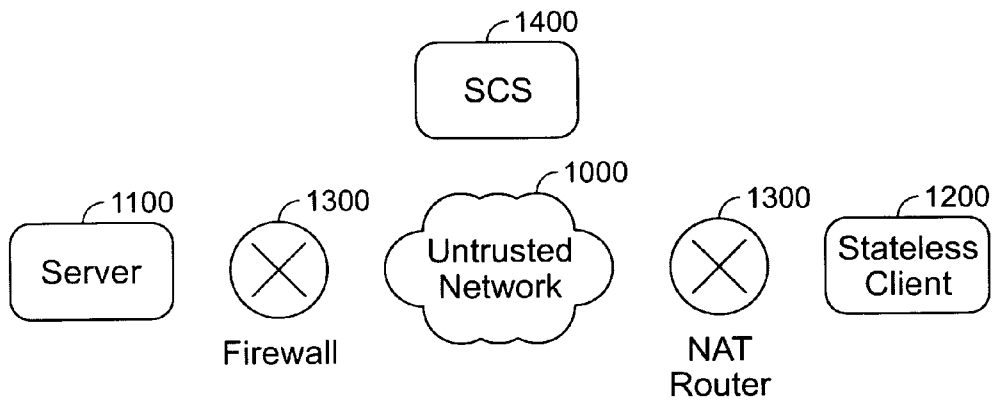


FIG. 1

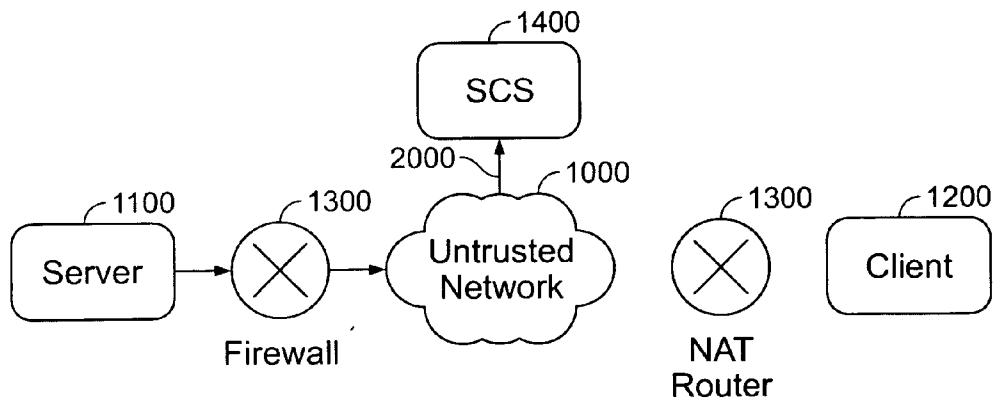


FIG. 2

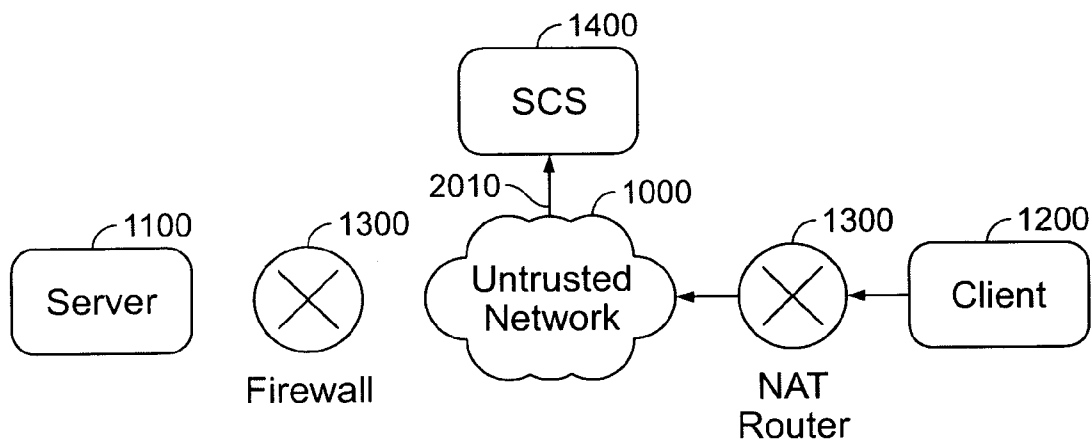


FIG. 3

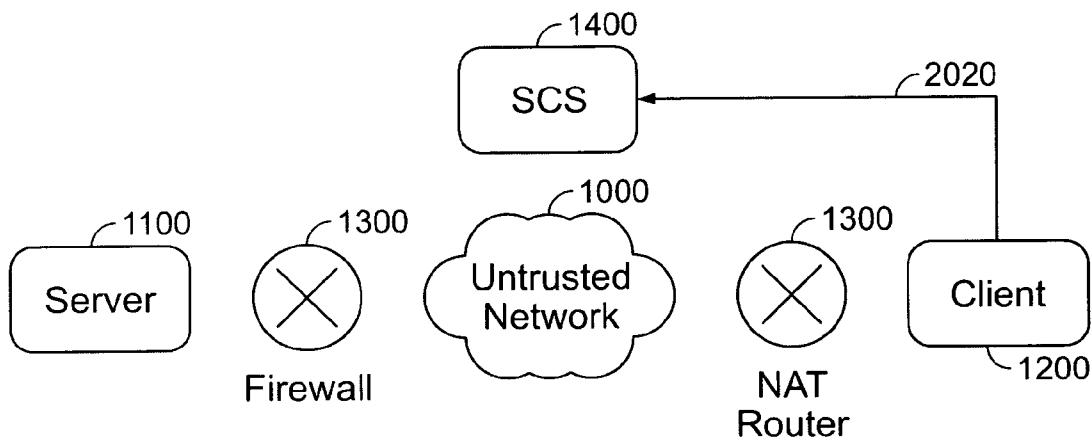


FIG. 4

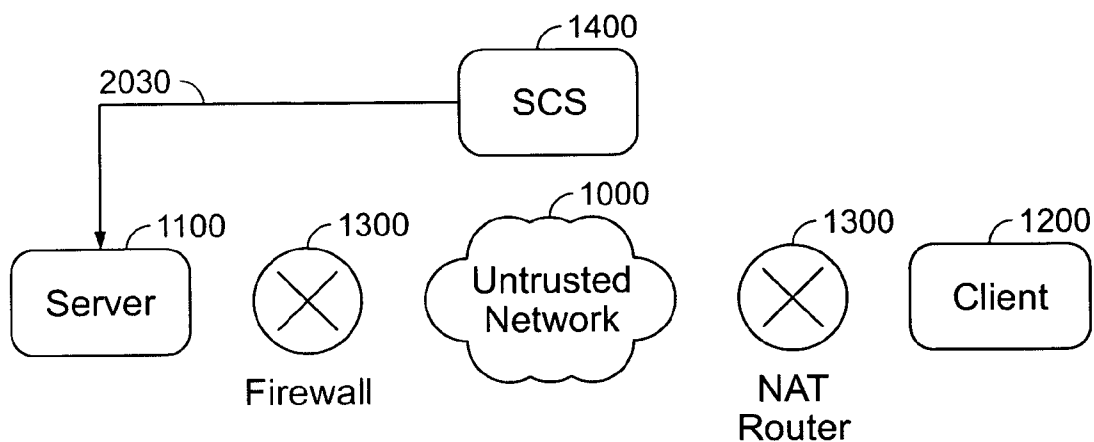


FIG. 5

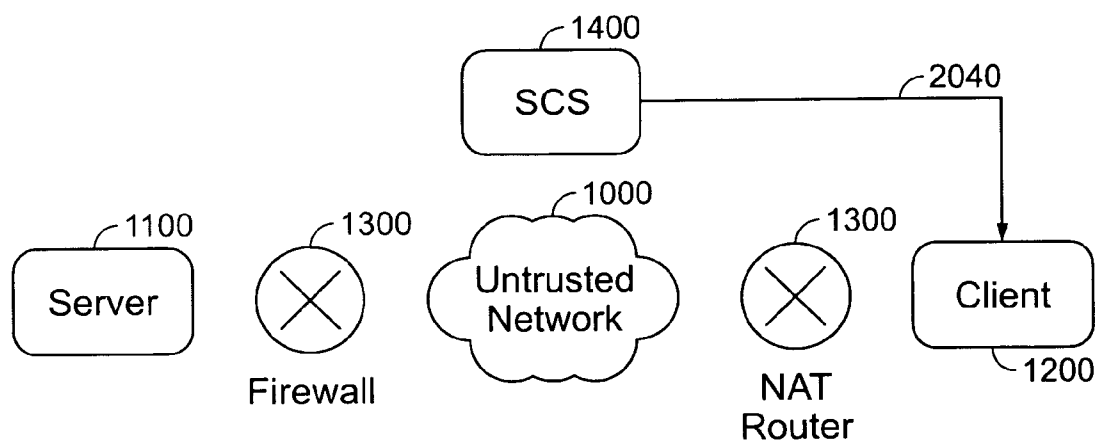


FIG. 6

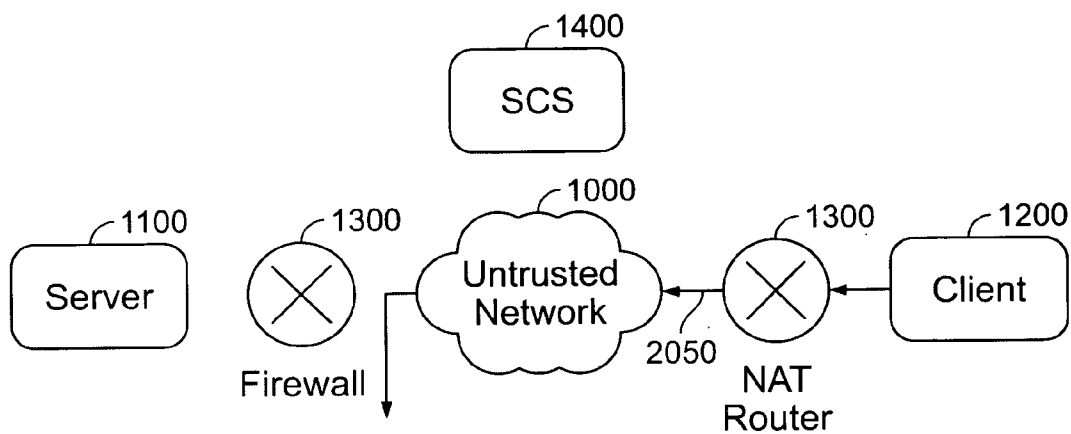


FIG. 7

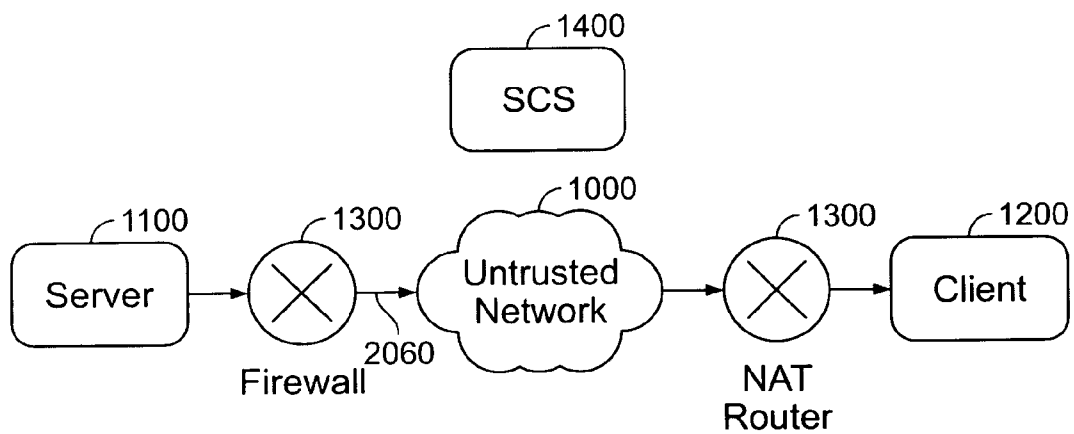


FIG. 8

SYSTEM AND METHOD FOR AUTOMATICALLY INITIATING AND DYNAMICALLY ESTABLISHING SECURE INTERNET CONNECTIONS BETWEEN A FIRE-WALLED SERVER AND A FIRE-WALLED CLIENT

RELATED APPLICATION

[0001] This application claims priority to U.S. Provisional patent application No. 60/561,806 filed Apr. 12, 2004 which is incorporated herein by reference in its entirety.

FIELD OF THE INVENTION

[0002] The present invention relates to the field of computer networking and network security. More specifically it relates to a method automatically and dynamically initiating and establishing secure connections between a computer (i.e., Server) and a plurality of computers (i.e., clients), each of which is behind a Network Address Translator router and/or firewall.

BACKGROUND OF THE INVENTION

[0003] The Internet continues undergoing rapid expansion in the numbers of connected computers and it is estimated that the trend towards widely available wireless connectivity and portable computing devices will increase exponentially the number of new computers that connect each day. This rapid expansion has increased radically the need for protecting computers from unauthorized access and has already started causing a number of scalability problems for the Internet network itself. For example the Internet Protocol Version 4 (IPv4) uses 32-bit IP (Internet Protocol) addresses, which means that the theoretical maximum number of computers on the Internet is about 4 billion. The practical limit however, is much lower, due to inefficiencies in how IP addresses are allocated and routed. As such, IPv4 does not provide sufficient unique addresses for the current expansion of the Internet. A newer version of the Internet Protocol (IPv6) uses a 128 bit address space and so provides a larger number of IP addresses, but until this has achieved widespread adoption, other techniques have been used to overcome the address limitations of IPv4 and provide security protection to Internet connected computers.

[0004] One such solution in wide use today is Network Address Translation (NAT), where private addresses used on internal networks, such as AOL or other Internet Service Providers (ISP), are only converted to public IP addresses when the subscriber's computer needs to reach out and connect to a public Internet server, such as a Web Server for example. Given that the number of computers that communicate over the Internet at any one time is much lower than the total number of computers that are connected but inactive, only those currently communicating are assigned a public IP address by NAT, thereby reducing the required number of IP addresses. This also provides additional security by virtue of the anonymity afforded to the computers behind NAT-routers or firewalls, which cannot be reached through connections initiated from the Internet.

[0005] NAT routers were designed primarily around the client/server paradigm, where client machines inside a private network initiate connections to public servers with stable IP addresses and domain name service or server (DNS) names.

[0006] The anonymity and inaccessibility of the internal hosts behind a NAT router is not a problem for client software such as web browsers, which only need to initiate outgoing connections to publicly available Servers. However, this is a problem for applications that require Servers to securely connect to Clients, through incoming connections going through their NAT routers, such as file sharing, games applications, video conferencing, voice-over-IP internet telephony or for secure access to computer servers that do not allow clients to directly connect to them from the internet.

[0007] When one of these computers is behind a NAT router, then the other computer cannot connect to it, without the use of special techniques and often complex manual configuration required for every change in connection type, location, service or NAT router/firewall type.

[0008] Therefore the asymmetric nature of the addressing and connectivity established by NAT does create a number of problems that a) limit the security of widely available internet services to outbound-only applications, such as the World Wide Web, and b) limit the usability and mass market availability of many additional internet applications and services potentially attractive to large consumer markets, to a smaller number of professionally trained users capable of managing the complex configuration and system management requirements imposed by the currently available NAT and NAT-transverse technology.

SUMMARY OF THE INVENTION

[0009] Therefore, it is an object of the present invention to provide a method and system for automatically initiating and dynamically establishing Internet connections between a server and a client which overcomes the above-noted shortcomings.

[0010] In accordance with an embodiment of the present invention, the method and system automatically and dynamically initiates and establishes connections, preferably secured connections, between a server and a fire-walled client device (Client), both connected to an untrusted network (such as the Internet) through a Network Address Translator or Translation (NAT) router or a firewall. The secure connections of present invention are initiated and established without requiring any user configuration on the Client and without accepting any explicit connection request and/or packets from the Client by the Server, thereby advantageously allowing the Server firewall to always remain closed to all inbound traffic.

[0011] The present invention enables the creation of dynamically instantiated virtual point to point network connections over the Internet to securely connect Servers and Clients on demand, thereby advantageously providing the common user with one single action access (such as one mouse-click, or power-on or network plug-in action) to the Servers with unprecedented ease to use.

[0012] In accordance with an embodiment of the present invention, the system and method as aforementioned utilizes a third Computer, e.g., a trusted party such as a session control server ("SCS"), with a public IP address, independently trusted by both Server and Client, to securely broker the connection parameters required to establish a connection between Server and the Client, preferably a secure connec-

tion. The SCS only participates in the Server/Client connection setup and plays no part in the subsequent communications (i.e., exchange of messages) between the Server and the Client. Accordingly, the present invention avoids the performance and security problems associated with the relay and other server based techniques discussed herein.

[0013] The Client sends a connection request containing its own address and a randomly generated unique identifier (different for each Client connection request to each Server) to the SCS, thus providing the SCS with the Client's connection parameters otherwise hidden by the NAT router and/or by the firewall. The Client can be programmed to always perform this step automatically at power-on, upon connection to any new NAT-ted network, upon any change of its network parameters, thus providing for automatic and dynamic initiation/establishment and re-establishment of the secure connection with the Server without any user configuration or intervention.

[0014] The SCS then provides each of the Client and the Server with the respective connection parameters, which are then exchanged securely between them so that first the Client's connection parameters are delivered and uniquely identified to the Server and finally, upon successful completion of the preceding step, the Server initiates the secure connection to the Client through the Client's NAT router or firewall, thus enabling an externally initiated connection to be made by securely overcoming the inbound traffic restrictions imposed by the Client NAT router or firewall and allowing the Server to maintain its own NAT router/firewall closed to all inbound traffic coming from the untrusted network.

[0015] In accordance with an embodiment of the present invention, a system for automatically initiating and dynamically establishing secure connections over an untrusted network comprises a client device connected to the untrusted network via a firewall or network address translator (NAT) router, a Server connected to the untrusted network via a firewall and which does not accept explicit connection requests or packets from any client device, and a trusted computer connected to the untrusted network for exchanging connection parameters between the server and the client device without configuring the client device. The client device receives a unique connection identifier from the Server via the trusted computer. The Server's firewall receives an unsolicited packet comprising the unique connection identifier from the client device to dynamically establish a transient mapping between the client device and the Server. If the unique connection identifier in the unsolicited packet received from the client device matches a stored unique connection identifier, the Server transmits a response packet to the client device using the dynamically established transient mapping over the untrusted network, thereby establishing a secure connection between the Server and the client device through the NAT router.

[0016] In order to appreciate the current invention, one must understand that even with all the advances in computer security, the Internet remains an inherently insecure environment because it is difficult to reconcile "ease of use" issues with trusted access elements. This invention strikes at the heart of this problem by supplying a methodical approach that eliminates the possibility that fraudulent users can masquerade as legitimate ones, while at the same time,

it does not add, in fact it eliminates, many elements that common users would find burdensome.

[0017] The foregoing has outlined rather broadly the features and technical advantages of the present invention in order that the detailed description of the invention that follows may be better understood. Additional features and advantages of the invention will be described hereinafter which form the subject of the claims of the invention. It should be appreciated by those skilled in the art that the specific concepts and embodiments disclosed may be readily utilized as a basis for modifying or designing other structures for carrying out the same purposes of the present invention. It should also be realized by those skilled in the art that such equivalent constructions do not depart from the spirit and scope of the invention as set forth in the appended claims. The novel features which are believed to be characteristic of the invention, both as to its organization and method of operation, together with further objects and advantages will be better understood from the following description when considered in connection with the accompanying figures. It is to be expressly understood, however, that each of the figures is provided for the purpose of illustration and description only and is not intended as a definition of the limits of the present invention.

BRIEF DESCRIPTION OF THE DRAWINGS

[0018] The invention may be understood by reference to its description herein, given by way of example and not intended to limit the present invention solely thereto, will be best understood in conjunction with accompanying drawings in which:

[0019] **FIG. 1** is an exemplary block diagram showing various computers connected to an untrusted network behind a NAT or a firewall; and

[0020] **FIGS. 2-8** are exemplary block diagrams showing the steps of automatically initiating and dynamically establishing connections between a Server and a Client, each behind a firewall or NAT router, in accordance with an embodiment of the present invention.

DETAILED DESCRIPTION OF THE INVENTION

[0021] In accordance with an embodiment of the present invention, the system and method automatically and dynamically initiates and establishes connections, preferably secure connections, between a server and a fire-walled client device. Turning now to **FIG. 1**, there is illustrated a Server **1100** and a client device (Client **1200**), both connected to an untrusted network **1000** (such as the Internet) through a Network Address Translator or Translation (NAT) router or a firewall **1300**. The connections between the Server and the Client are initiated and established without requiring any user configuration on the Client **1200** and without accepting any explicit connection request and/or packets from the Client **1200** by the Server **1100**, thereby allowing the Server firewall **1300** to always remain closed to all inbound traffic.

[0022] In accordance with an embodiment, the present invention utilizes a third computer **1400**, e.g., a trusted party such as a session control server ("SCS"), with a public IP address independently trusted and securely connected to

both the Server **1100** and the Client **1200**. The Client **1200** sends a connection request comprising its own address and a randomly generated unique identifier (different for each Client connection request to a Server) to the SCS **1400**, thereby providing the SCS **1400** with the Client's connection parameters otherwise hidden by the NAT router **1300** and/or by the firewall **1300**. In accordance with an aspect of the present invention, the Client **1200** can be programmed to always perform this step automatically at power-on, upon connection to any new NAT-ted network, upon any change of its network parameters, thus providing for automatic and dynamic initiation/establishment and re-establishment of the secure connection with the Server **1100** without any user configuration or intervention.

[0023] The SCS **1400** provides each of the Client **1200** and the Server **1100** with the respective connection parameters, which are then exchanged securely between them so that first the Client's connection parameters are delivered and uniquely identified to the Server **1100** and finally, upon successful completion of the preceding step, the Server **1100** initiates the secure connection to the Client **1200** through the Client's NAT router or firewall **1300**, thus enabling an externally initiated connection to be made by securely overcoming the inbound traffic restrictions imposed by the Client NAT router or firewall **1300** and allowing the Server **1100** to maintain its own NAT router/firewall **1300** closed to all inbound traffic coming from the untrusted network.

[0024] The SCS only participates in the Server/Client connection setup and plays no part in the subsequent communications (i.e., exchange of messages) between the Server and the Client. Accordingly, the present invention avoids the performance and security problems associated with the relay and other server based techniques.

[0025] The Relaying technique is a variation of client-server communication and relies on the two Clients using a Server with a public IP address that they can both connect to. The two Clients behind NAT routers cannot make a direct connection to each other, but each make a connection to the Server with the public IP address. The Server then acts as a relay and it forwards messages from one Client to another. This method has the disadvantage that by relying on the Server to relay all communications between the Clients, it needs to use the Server's available processing power and available network bandwidth to connect the Clients, hence its performance and scalability depend on these parameters. Moreover a copy of the inter-Client data communications is constantly made on the Server, thereby creating an additional security threat.

[0026] The UDP hole punching technique is based on the general behavior of firewalls that allow applications to "punch holes" through the NAT router and establish direct connectivity with one another.

[0027] In accordance with an exemplary embodiment of the present invention, the following describes the system, method and computer instructions for automatically initiating and establishing a secure connection between the Server **1100** and a Client **1200** behind a NAT router or firewall **1300** over an untrusted network **1000**. It is appreciated that all of the interactions described herein occur over an untrusted network **1100**, such as the Internet. It is also appreciated that all interactions described herein can occur over non-secure connections. The automatic and dynamic client side con-

nectivity to the Server **1100** in accordance with an exemplary embodiment of the present invention is now described in conjunction with FIGS. 2-8.

[0028] As illustrated in FIG. 2, the Server **1100** initiates and establishes (or maintains permanently) a secure connection to the SCS **1400** in step **2000**. In accordance with an aspect of the present invention, this connection can be made over the network work layer (OSI layer 3) such as with IPSEC. In accordance with another aspect of the present invention, the secure connection can use an application layer (OSI layer 7) mechanism such as with secure sockets layer (SSL). All subsequent communications between the Server **1100** and the SCS **1400** can be conducted over this secure communications channel.

[0029] As depicted in FIG. 3, the Client **1200** initiates a secure connection with the SCS **1400** in step **2010**. In accordance with an aspect of the present invention, the secure connection can use an application layer (OSI layer 7) mechanism such as with secure sockets layer (SSL). All subsequent communications between the Client **1200** and the SCS **1400** can be conducted over this secure communications channel.

[0030] The Client **1200** sends a request to the SCS **1400** to be connected to the desired Server **1100** in step **2020**, as shown in FIG. 4. This can be a result of a Client initiated event such as a user request or the Client **1200** can be programmed to always perform this step automatically at power-on, upon connection to any new NAT-ted network, upon any change of its network parameters, thereby providing for automatic and dynamic initiation/establishment and re-establishment of the secure connection with the Server **1100** without any user configuration or intervention.

[0031] The SCS **1400** sends a unique tag to the Server consisting of a specific destination inbound port, the client NAT's public address in step **2030** and receives from the Server **1400** a randomly generated connection identifier (ID). It is appreciated that in accordance with an embodiment of the present invention, the destination inbound port provided by the Server **1100** remains closed throughout the initiation, establishment and use of the secure connection with the Client **1200**. Using this SCS provided information, as illustrated in FIG. 5, the Server **1100** configures its own end of the connection that will be likely made to Client **1200** by the Server **1100**. The nature of this configuration is dependent of the nature of the secure connection that will be made but will generally involve some key generation and exchange. For example, in accordance with an aspect of the present invention, the secure connection can be made over the network work layer (OSI layer 3) such as with IPSEC. In accordance with another aspect of the present invention, the secure connection can use an application layer (OSI layer 7) mechanism such as with secure sockets layer (SSL).

[0032] The SCS **1400** instructs the Client **1200** to send a unsolicited UDP or TCP packet containing the ID to a Server-provided IP address and destination port in step **2040**, as shown in FIG. 6. The SCS **1400** configures the Client end of the secure connection that will be likely made to the Client **1200** by the Server **1100**. Also for the Client side, the nature of this configuration is dependent of the nature of the secure connection that will be made but will generally involve some key generation and exchange. For example, in accordance with an aspect of the present inven-

tion, the secure connection can use an application layer (OSI layer 7) mechanism such as with secure sockets layer (SSL).

[0033] The Client **1200** sends a UDP or TCP packet to the Server IP address and destination port provided by SCS **1400** in step **2050**. It is appreciated that the Server **1100** and the Server's firewall **1300** still remain closed to the Client **1200**. This establishes a transient mapping in the client NAT router **1300** between the Client **1200** and the Server **1100** in step **2050**. This mapping consists of a translation between the Client's real IP address and source port (private side) and the NAT masqueraded client IP address and source port (public side). This mapping will remain in effect for a small period of time after it is made, thus allowing the Server **1100** to connect through to the Client **1200** at that mapping within a specific time-frame of the mapping having been created.

[0034] The Server's firewall **1300** sees the UDP or TCP packet, compares the ID and NAT public address in it to those it received from the SCS **1400** in step **2050**. If there is a match then the Server's firewall **1300** notifies the Server **1100** about the event. The Server's firewall **1300** then always drops the unsolicited packet in step **2050**, i.e., the packet never enters up into the Server's IP stack, as depicted in FIG. 7. The Server's firewall **1300** continues to check incoming packets on specified destination ports to see if they are query packets. In accordance with an embodiment of the present invention, the Server's firewall **1300** checks all three elements of the tag to guard against security attacks such as connection requests by a host masquerading as a genuine Client **1200**. The Server's firewall **1300** will only consider packets coming from the NAT public address, to the specified destination port and containing the randomly generated ID. As a further guarantee of security the UDP/TCP packet could be encrypted as part of this technique.

[0035] The Server **1100** initiates a UDP or TCP connection to the Client **1200** using the source port forwarded by the Server's firewall **1300** in step **2060**. It is appreciated that the NAT mapping created in step **2050** holds for a reasonable period of time (at least several seconds but possibly longer after the UDP or TCP packet has been received). In accordance with an aspect of the present invention, the Server **1100** can connect to the client through the NAT in this manner in step **2060**, see FIG. 8.

[0036] One skilled in the art would appreciate that the Client **1200** is automatically connected and dynamically reconnected to the Server **1100** upon a change in its network address parameters, such as when the Client **1200** is moved to a different connection location, without requiring any user intervention other than one single user action such as a power-on, one mouse click or one keystroke. As a result, it is appreciated that the Client **1200** is not required be aware of any user information, or to process or perform any user function to be connected to the Server **1100** by means of an embodiment of this invention.

[0037] By means of example, in accordance with an embodiment of the present invention, one would appreciate the applicability of the invention to establishing secure connections between a Server **1100** and a Stateless Client **1200** over the internet via TCP/SSL. A Stateless Client **1200** is generally defined as a computer that does not perform any user functionality or contain any user data. More precisely a Stateless Client **1200** can be built as a network appliance consisting of a CPU, memory, Framebuffer and network

port, mouse and keyboard input and optional IO ports. It's operated by built-in software that only performs network and display management fixed functions and does not allow for any download or execution of other software. It does not run any application. Its only purpose is to be a remote human interface device. The built-in software implements a network stack to allow communications with a server over a network like the Internet.

[0038] The statelessness of the client is in the context of the human interacting with applications or computational environments where all execution is on the server side. There is no application state or data residing in the client at any time. The only state it has is of temporary nature and related to network connectivity, i.e., TCP connection state. In accordance with an embodiment, present invention only uses the Stateless Client's network stack implementing the Secure Socket Layer (SSL) over TCP, as described in detail herein, and henceforth enables the automatic and dynamic establishment of secure connections between the Servers **1100** and Stateless Clients **1200** which cannot perform any user functions under any circumstance.

[0039] The Stateless Client **1200** automatically connects via TCP/SSL to the SCS **1400** and sends the name of the requested Server **1100** over the newly established connection.

[0040] The SCS **1400** detects the Stateless Client IP address from the socket connection. The SCS **1400** reads the requested Server name and determines if it has a connection to the desired Server **1100**. If the SCS **1400** has no such connection the desired Server **1100**, then the SCS **1400** either waits until it gets such connection or instructs the Stateless Client **1200** to retry later. If the Server **1100** is connected to the SCS **1400**, then the SCS **1400** sends the Stateless Client IP address to the Server **1100**. The Server **1100** reads the Stateless Client address, generates a unique 32 bit random number identifier (the ID) and sends the ID along with its IP address and port to the SCS **1400**. The Server **1100** then instructs its firewall **1300** to sniff for "TCP SYN" (TCP connection request) packets from the Stateless Client's public IP address that have a initial sequence number set to the value of the ID.

[0041] Meanwhile the SCS **1400** forwards the server IP address, port and ID to the Stateless Client **1200**. At this point the Stateless Client **1200** generates unsolicited TCP connection requests to the Server IP address and port with an initial sequence number set to the value of the ID. This outgoing packet will prime any NAT on the way to the Server **1100** and also deposit servers IP address and port as well as the ID in a SEQ translator layer at the bottom of the Stateless Client's network stack. Once such packet arrives at the Server **1100**, the Server's firewall **1300** looks for a match and performs the following three tasks: a) store the Stateless Client address/port, server address/port and the sequence number; b) notify the Server **1100** and provide the Stateless Clients public port; and c) drop the packet.

[0042] The Server **1100** now opens a TCP connection to the Stateless Clients IP/port that will transverse the Server firewall **1300**. The Server's firewall **1300** sees the outgoing TCP connection request (SYN flag is set) and finds a match and sets the TCP ACK flag and the acknowledge number. Externally, it is appreciated that the packet looks like a response to the unsolicited TCP connection request received

from the Stateless Client **1200** and it travels back through the NAT gateways back to the Stateless Client **1200**.

[0043] Upon arrival of such packet at the Stateless Client **1200**, the SEQ translator layer matches the packet and deletes the TCPACK flag such that the Stateless Client TCP stack sees a real connection request from the Server **1100**.

[0044] The Stateless Clients TCP stack accepts the connection and responds with a TCP packet that has both the SYN and the ACK flag set. This TCP packet is matched by the SEQ translator layer which deletes the SYN flag and stores the difference between Stateless Client sequence number and the previously stored ID. It is appreciated that on the network this TCP packet looks like a third part of the TCP 3-way handshake.

[0045] When the TCP packet from the Stateless Client **1200** arrives at the Server's firewall **1300**, the TCP packet is matched and the SYN flag is set. This TCP packet passes through the Server's firewall **1300** since it is a response to a connection request. The real third TCP handshake packet that comes from the Server **1100** passes through without change since it is treated as a normal acknowledgement packet. At the Stateless Client **1200**, every arriving packet gets its acknowledge number adjusted by the previously stored sequence difference and every outgoing packet gets its sequence number adjusted by the difference. It is appreciated that no special flag mangling is necessary on the termination of the connection between the Server **110** and the Stateless Client **1200**.

[0046] Although the present invention and its advantages have been described in detail, it should be understood that various changes, substitutions and alterations can be made herein without departing from the spirit and scope of the invention as defined by the appended claims. Moreover, the scope of the present application is not intended to be limited to the particular embodiments of the process, machine, manufacture, composition of matter, means, methods and steps described in the specification. As one of ordinary skill in the art will readily appreciate from the disclosure of the present invention, processes, machines, manufacture, compositions of matter, means, methods, or steps, presently existing or later to be developed that perform substantially the same function or achieve substantially the same result as the corresponding embodiments described herein may be utilized according to the present invention. Accordingly, the appended claims are intended to include within their scope such processes, machines, manufacture, compositions of matter, means, methods, or steps.

What is claimed

1. A method for automatically initiating and dynamically establishing secure connections over an untrusted network between a client and a server which does not accept explicit connection requests or packets from any client, using a third party computer trusted by both said server and said client, each of said client and said server being connected to said untrusted network via a firewall or network address translator (NAT) router, the method comprising the steps of:

automatically transmitting a connection request to said third party computer by said client upon one single action by a user of said client at power-on, upon connection to said untrusted network or upon any

change in said client's network parameter, said connection request comprising a request to be connected to said server; and

exchanging connection parameters over said untrusted network between said server and said client using said third party computer, said connection parameters comprising a unique connection identifier to establish a secure connection between said server and said client through a NAT router associated with said client, thereby providing said user of said client with one single action access to said server.

2. The method of claim 1, further comprising steps of:

receiving an unsolicited packet comprising said unique connection identifier from said client by a firewall associated with said server to dynamically establish a transient mapping between said client and said server; and

transmitting a response packet to said client using said dynamically established transient mapping over said untrusted network by said server if it is determined that said unique connection identifier in said unsolicited packet matches a stored unique connection identifier.

3. The method of claim 1, further comprising the steps of:

receiving by said server a destination inbound port of said client and a public address of said NAT router associated with said client from said third party computer; and

transmitting by said server a destination port of said server and IP address of said firewall associated with said server and said unique connection identifier for said client to said third party computer.

4. The method of claim 3, further comprising the steps of:

receiving by said client an instruction to send said unsolicited packet to said server using said destination port of said server and said IP address of said firewall associated with said server from said third party computer; and

transmitting by said server said response packet to said client if it is determined that said unsolicited packet is received on said destination port of said server from said public address of said NAT router associated with said client.

5. The method of claim 3, further comprising the step of initiating by said server said secure connection to said client using said destination inbound port of said client received from said third party computer.

6. The method of claim 2, wherein the step of receiving comprises the step of receiving an unsolicited UDP or TCP packet comprising said unique connection identifier from said client by said firewall associated with said server.

7. A method for automatically initiating and dynamically establishing secure connections over an untrusted network between a client and a server which does not accept explicit connection requests or packets from any client, using a third party computer trusted by both said server and said client, each of said client and said server being connected to said untrusted network via a firewall or network address translator (NAT), the method comprising the steps of:

exchanging connection parameters over said untrusted network between said server and said client using said

third party computer, said connection parameters comprising a unique connection identifier;

receiving an unsolicited packet comprising said unique connection identifier from said client by a firewall associated with said server to dynamically establish a transient mapping between said client and said server; and

transmitting a response packet to said client using said dynamically established transient mapping over said untrusted network by said server if it is determined that said unique connection identifier in said unsolicited packet matches a stored unique connection identifier, thereby establishing a secure connection between said server and said client through a NAT router associated with said client.

8. The method of claim 7, further comprising the steps of: receiving by said server a destination inbound port of said client and a public address of said NAT router associated with said client from said third party computer; and

transmitting by said server a destination port of said server and IP address of said firewall associated with said server and said unique connection identifier for said client to said third party computer.

9. The method of claim 8, further comprising the steps of: receiving by said client an instruction to send said unsolicited packet to said server using said destination port of said server and said IP address of said firewall associated with said server from said third party computer; and

transmitting by said server said response packet to said client if it is determined that said unsolicited packet is received on said destination port of said server from said public address of said NAT router associated with said client.

10. The method of claim 8, further comprising the step of initiating by said server said secure connection to said client using said destination inbound port of said client received from said third party computer.

11. The method of claim 7, wherein the step of receiving comprises the step of receiving by said firewall associated with said server an unsolicited UDP or TCP packet comprising said unique connection identifier from said client.

12. The method of claim 7, further comprising the step of transmitting by said client a connection request to said third party computer, said connection request comprising a request to be connected to said server.

13. The method of claim 12, further comprising the step of automatically transmitting said connection request to said third party computer by said client upon one single action by a user of said client at power-on, upon connection to said untrusted network or upon any change in said client's network parameter, thereby providing said user of said client with one single action access to said server.

14. A system for automatically initiating and dynamically establishing secure connections over an untrusted network between a client and a server which does not accept explicit connection requests or packets from any client using a third party computer trusted by both said server and said client; wherein each of said client and said server being connected to said untrusted network via a firewall or network address

translator (NAT); wherein said client is operable to automatically transmit a connection request to said third party computer upon one single action by a user of said client at power-on, upon connection to said untrusted network or upon any change in said client's network parameter, said connection request comprising a request to be connected to said server; and wherein said server and said client are operable to exchange connection parameters over said untrusted network using said third party computer, said connection parameters comprising a unique connection identifier to establish a secure connection between said server and said client through a NAT router associated with said client, thereby providing said user of said client with one single action access to said server.

15. The system of claim 14, wherein a firewall associated with said server is operable to receive an unsolicited packet comprising said unique connection identifier from said client to dynamically establish a transient mapping between said client and said server; and wherein said server is operable to transmit a response packet to said client using said dynamically established transient mapping over said untrusted network if it is determined that said unique connection identifier in said unsolicited packet matches a stored unique connection identifier.

16. The system of claim 14, wherein said server is operable to receive method of claim 1, further comprising the steps of:

receiving by said server a destination inbound port of said client and a public address of said NAT router associated with said client from said third party computer; and

transmitting by said server a destination port of said server and IP address of said firewall associated with said server and said unique connection identifier for said client to said third party computer.

17. The system of claim 16, wherein said client is operable to receive an instruction to send said unsolicited packet to said server using said destination port of said server and said IP address of said firewall associated with said server from said third party computer; and wherein said server is operable to transmit said response packet to said client if it is determined that said unsolicited packet is received on said destination port of said server from said public address of said NAT router associated with said client.

18. The system of claim 16, wherein said server is operable to initiate said secure connection to said client using said destination inbound port of said client received from said third party computer.

19. The system of claim 15, wherein said server is operable to receive an unsolicited UDP or TCP packet comprising said unique connection identifier from said client.

20. The system of claim 14, wherein said client is a stateless client which does not perform any user functionality or contain any user data.

21. The system of claim 14, wherein said client is a single function network-aware consumer device.

22. The system of claim 21, wherein said single function network-aware consumer device is one of the following: a cellular phone, a music player/recorder, a video player/recorder, a game player, or a portable email device.

23. A system for automatically initiating and dynamically establishing secure connections over an untrusted network

between a client and a server which does not accept explicit connection requests or packets from any client using a third party computer trusted by both said server and said client; wherein each of said client and said server being connected to said untrusted network via a firewall or network address translator (NAT); wherein said server and said client are operable to exchange connection parameters over said untrusted network using said third party computer, said connection parameters comprising a unique connection identifier; wherein said firewall associated with said server is operable to receive an unsolicited packet comprising said unique connection identifier from said client to dynamically establish a transient mapping between said client and said server; and wherein said sever is operable to transmit a response packet to said client using said dynamically established transient mapping over said untrusted network if it is determined that said unique connection identifier in said unsolicited packet matches a stored unique connection identifier, thereby establishing a secure connection between said server and said client through said NAT router associated with said client.

24. The system of claim 23, wherein said server is operable to receive a destination inbound port of said client and a public address of said NAT router associated with said client from said third party computer; and wherein said client is operable to receive a destination port and IP address of said server and said unique connection identifier from said third party computer.

25. The system of claim 24, wherein said client is operable to receive an instruction to send said unsolicited packet to said server from said third party computer; and wherein

said server is operable to transmit a response packet to said client if it is determined that said unsolicited packet is received on said destination port of said sever from said public address of said NAT router associated with said client.

26. The system of claim 23, wherein said server is operable to initiate said secure connection to said client using said destination inbound port of said client received from said third party computer.

27. The system of claim 23, wherein said client is a stateless client which does not perform any user functionality or contain any user data.

28. The system of claim 23, wherein said client is a single function network-aware consumer device.

29. The system of claim 28, wherein said single function network-aware consumer device is one of the following: a cellular phone, a music player/recorder, a video player/recorder, a game player, or a portable email device.

30. The system of claim 23, wherein said client is operable to transmit a connection request to said third party computer, said connection request comprising a request to be connected to said server.

31. The system of claim 30, wherein said client is operable to automatically transmit said connection request upon one single action by a user of said client at power-on, upon connection to said untrusted network or upon any change in said client's network parameter to said third party computer, thereby providing said user of said client with one single action access to said server.

* * * * *