



(12) **DEMANDE DE BREVET CANADIEN
CANADIAN PATENT APPLICATION**

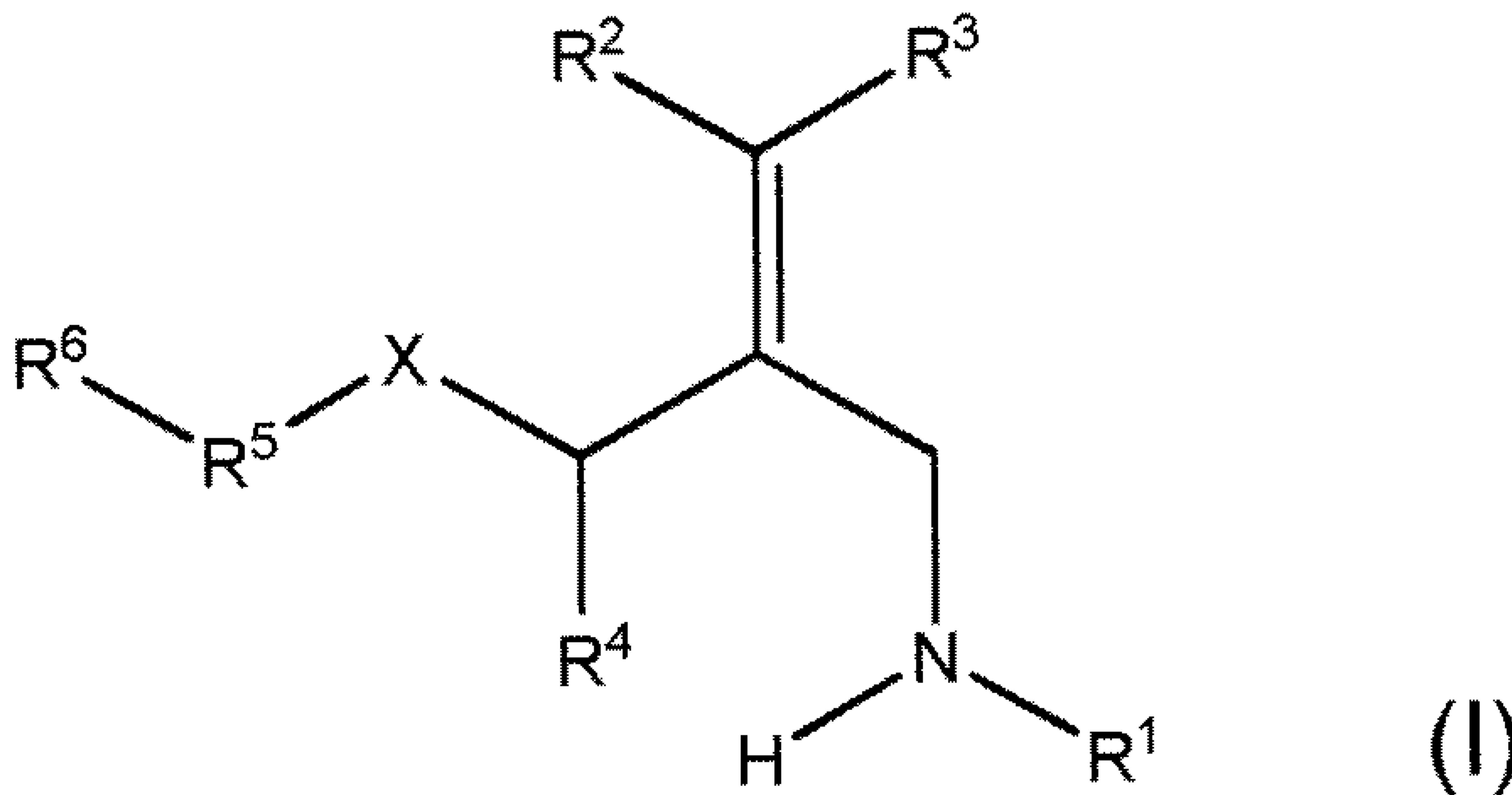
(13) **A1**

(86) Date de dépôt PCT/PCT Filing Date: 2017/10/16
(87) Date publication PCT/PCT Publication Date: 2018/04/26
(85) Entrée phase nationale/National Entry: 2019/04/18
(86) N° demande PCT/PCT Application No.: EP 2017/076300
(87) N° publication PCT/PCT Publication No.: 2018/073154
(30) Priorité/Priority: 2016/10/19 (EP16194572.0)

(51) Cl.Int./Int.Cl. *A61K 31/166* (2006.01),
A61K 31/18 (2006.01), *A61K 31/7034* (2006.01),
A61K 31/7042 (2006.01), *A61K 31/7048* (2006.01),
A61P 3/10 (2006.01)
(71) Demandeur/Applicant:
BOEHRINGER INGELHEIM INTERNATIONAL GMBH,
DE
(72) Inventeurs/Inventors:
RIPPMANN, JOERG, DE;
KLEIN, THOMAS, DE;
MARK, MICHAEL, DE;
MAYOUX, ERIC WILLIAMS, DE
(74) Agent: FETHERSTONHAUGH & CO.

(54) Titre : COMBINAISONS COMPRENANT UN INHIBITEUR DE SSAO/VAP-1 ET UN INHIBITEUR DE SGLT2, LEURS UTILISATIONS

(54) Title: COMBINATIONS COMPRISING AN SSAO/VAP-1 INHIBITOR AND A SGLT2 INHIBITOR, USES THEREOF



(57) **Abrégé/Abstract:**

The invention relates to a pharmaceutical combination according to the invention comprising an SSAO/VAP-1 inhibitor according to the formula (I) wherein R1 to R6, and X are as defined herein, and an SGLT2 inhibitor. In addition the present invention relates to methods for preventing, slowing the progression of, delaying or treating fibrotic disorders, metabolic disorders, inflammation disorders, ocular diseases, neuroinflammatory disorders or cancer in a patient in need thereof characterized in that the pharmaceutical combination according to the invention is administered to the patient.

(12) INTERNATIONAL APPLICATION PUBLISHED UNDER THE PATENT COOPERATION TREATY (PCT)

(19) World Intellectual Property
Organization

International Bureau

(43) International Publication Date
26 April 2018 (26.04.2018)(10) International Publication Number
WO 2018/073154 A1**(51) International Patent Classification:**

A61K 31/166 (2006.01) *A61K 31/7042* (2006.01)
A61K 31/18 (2006.01) *A61K 31/7048* (2006.01)
A61K 31/7034 (2006.01) *A61P 3/10* (2006.01)

(21) International Application Number:

PCT/EP2017/076300

(22) International Filing Date:

16 October 2017 (16.10.2017)

(25) Filing Language:

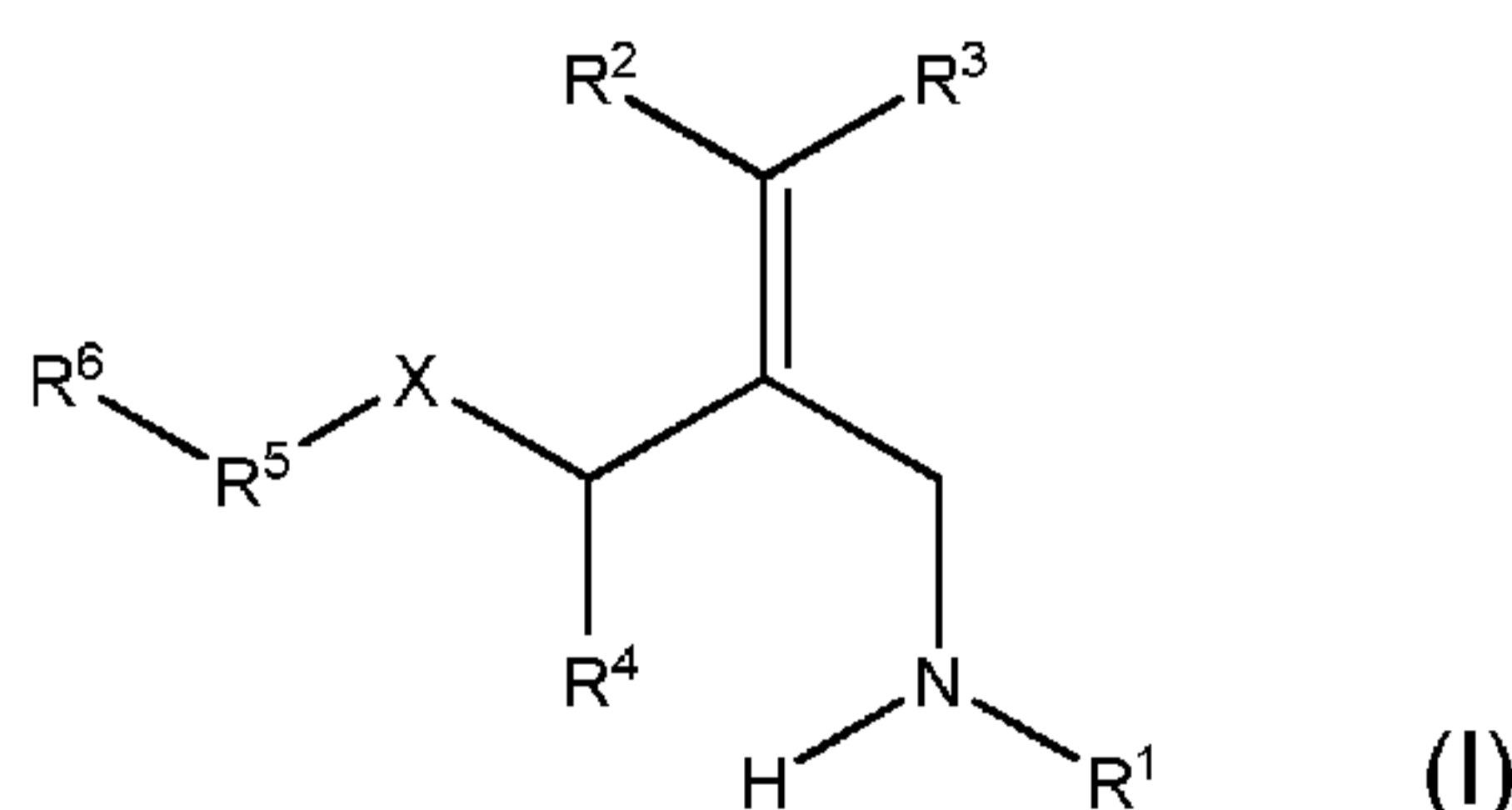
English

(26) Publication Language:

English

(30) Priority Data:

16194572.0 19 October 2016 (19.10.2016) EP

(71) Applicant: BOEHRINGER INGELHEIM INTERNATIONAL GMBH [DE/DE]; Binger Strasse 173, 55216 INGELHEIM AM RHEIN (DE).**(72) Inventors:** RIPP MANN, Joerg; Boehringer Ingelheim GmbH, Corporate Patents, Binger Strasse 173, 55216 INGELHEIM AM RHEIN (DE). KLEIN, Thomas; Boehringer Ingelheim GmbH, Corporate Patents, Binger Strasse 173, 55216 INGELHEIM AM RHEIN (DE). MARK, Michael; Boehringer Ingelheim GmbH, Corporate Patents, Binger Strasse 173, 55216 INGELHEIM AM RHEIN (DE). MAYOUX, Eric, Williams; Boehringer Ingelheim GmbH, Corporate Patents, Binger Strasse 173, 55216 INGELHEIM AM RHEIN (DE).**(74) Agent:** SIMON ET AL., Elke et al.; Boehringer Ingelheim GmbH, Corporate Patents, Binger Strasse 173, 55216 INGELHEIM AM RHEIN (DE).**(81) Designated States** (*unless otherwise indicated, for every kind of national protection available*): AE, AG, AL, AM, AO, AT, AU, AZ, BA, BB, BG, BH, BN, BR, BW, BY, BZ, CA, CH, CL, CN, CO, CR, CU, CZ, DE, DJ, DK, DM, DO, DZ, EC, EE, EG, ES, FI, GB, GD, GE, GH, GM, GT, HN, HR, HU, ID, IL, IN, IR, IS, JO, JP, KE, KG, KH, KN, KP, KR, KW, KZ, LA, LC, LK, LR, LS, LU, LY, MA, MD, ME, MG, MK, MN, MW, MX, MY, MZ, NA, NG, NI, NO, NZ, OM, PA, PE, PG, PH, PL, PT, QA, RO, RS, RU, RW, SA, SC, SD, SE, SG, SK, SL, SM, ST, SV, SY, TH, TJ, TM, TN, TR, TT, TZ, UA, UG, US, UZ, VC, VN, ZA, ZM, ZW.**(84) Designated States** (*unless otherwise indicated, for every kind of regional protection available*): ARIPO (BW, GH, GM, KE, LR, LS, MW, MZ, NA, RW, SD, SL, ST, SZ, TZ, UG, ZM, ZW), Eurasian (AM, AZ, BY, KG, KZ, RU, TJ, TM), European (AL, AT, BE, BG, CH, CY, CZ, DE, DK, EE, ES, FI, FR, GB, GR, HR, HU, IE, IS, IT, LT, LU, LV, MC, MK, MT, NL, NO, PL, PT, RO, RS, SE, SI, SK, SM, TR), OAPI (BF, BJ, CF, CG, CI, CM, GA, GN, GQ, GW, KM, ML, MR, NE, SN, TD, TG).**Declarations under Rule 4.17:**— *as to applicant's entitlement to apply for and be granted a patent (Rule 4.17(ii))***Published:**— *with international search report (Art. 21(3))***(54) Title:** COMBINATIONS COMPRISING AN SSAO/VAP-1 INHIBITOR AND A SGLT2 INHIBITOR, USES THEREOF**(57) Abstract:** The invention relates to a pharmaceutical combination according to the invention comprising an SSAO/VAP-1 inhibitor according to the formula (I) wherein R1 to R6, and X are as defined herein, and an SGLT2 inhibitor. In addition the present invention relates to methods for preventing, slowing the progression of, delaying or treating fibrotic disorders, metabolic disorders, inflammation disorders, ocular diseases, neuroinflammatory disorders or cancer in a patient in need thereof characterized in that the pharmaceutical combination according to the invention is administered to the patient.

COMBINATIONS COMPRISING AN SSAO/VAP-1 INHIBITOR AND A SGLT2 INHIBITOR, USES THEREOF

Technical Field of the Invention

5 The invention relates to a pharmaceutical combination and a pharmaceutical composition comprising an SSAO/VAP-1 inhibitor of formula (I) as defined hereinafter and an SGLT2-inhibitor. Furthermore the invention relates to methods for treating or preventing a fibrotic disease, metabolic disease, an inflammatory disease, an ocular disease, a neuroinflammatory disease or cancer in a patient in need thereof characterized in that the
10 pharmaceutical combination or composition is administered to the patient. In addition the invention relates to uses of the pharmaceutical combination or composition in a method for treating or preventing a disease as described hereinbefore or hereinafter.

In addition, the present invention relates to the use of an SSAO/VAP-1 inhibitor of formula (I)
15 as defined hereinbefore or hereinafter for the manufacture of a medicament for use in a method as described hereinbefore and hereinafter.

In addition, the present invention relates to the use of an SGLT2 inhibitor for the manufacture of a medicament for use in a method as described hereinbefore and hereinafter.
20

The invention also relates to a use of a pharmaceutical combination or composition according to this invention for the manufacture of a medicament for use in a method as described hereinbefore and hereinafter.

25 Background of the Invention

Semicarbazide-sensitive amine oxidase (SSAO), also known as primary amine oxidase, plasma amine oxidase and benzylamine oxidase, is identical in structure to vascular adhesion protein-1 (VAP-1). SSAO/VAP-1 inhibitors represent a novel class of agents that
30 are being developed for the treatment or improvement in a variety of indications, including inflammatory and fibrotic diseases. For example, SSAO/VAP-1 inhibitors and their uses are disclosed in WO 2009/066152 or WO 2013/163675.

SGLT2 inhibitors represent a class of agents for the treatment of diabetes, in particular for
35 the improvement of glycemic control in patients with type 2 diabetes mellitus. For example, SGLT2 inhibitors and their uses are disclosed in WO 2001/27128 and WO 2005/092877.

Aim of the present invention

One aim of the present invention is to provide a pharmaceutical combination or pharmaceutical composition and a method for preventing, slowing progression of, delaying,
5 or treating of a fibrotic disease.

Another aim of the present invention is to provide a pharmaceutical combination or pharmaceutical composition and a method for preventing, slowing the progression of, delaying or treating of a metabolic disease.
10

A further aim of the present invention is to provide a pharmaceutical combination or pharmaceutical composition and a method for preventing, slowing progression of, delaying or treating of an inflammatory disease.

15 Another aim of the present invention is to provide a pharmaceutical combination or pharmaceutical composition and a method for preventing, slowing the progression of, delaying or treating of an ocular disease.

Another aim of the present invention is to provide a pharmaceutical combination or
20 pharmaceutical composition and a method for preventing, slowing progression of, delaying or treating of a neuroinflammatory disease.

A further aim of the present invention is to provide a pharmaceutical combination or pharmaceutical composition and a method for preventing, slowing progression of, delaying
25 or treating of a cancer.

Further aims of the present invention become apparent to the one skilled in the art by description hereinbefore and in the following and by the examples.

30 Summary of the Invention

In one embodiment, the invention relates to a pharmaceutical combination or pharmaceutical composition comprising an SSAO/VAP-1 inhibitor of formula (I) as defined hereinafter and an SGLT2-inhibitor as defined hereinafter for preventing, slowing progression of, delaying or
35 treating of one or more fibrotic diseases.

In another embodiment, the invention relates to a pharmaceutical combination or pharmaceutical composition comprising an SSAO/VAP-1 inhibitor of formula (I) as defined hereinafter and an SGLT2-inhibitor as defined hereinafter for preventing, slowing progression of, delaying or treating of a metabolic disease.

5

Moreover, another embodiment of the invention relates to a pharmaceutical combination or pharmaceutical composition comprising an SSAO/VAP-1 inhibitor of formula (I) as defined hereinafter and an SGLT2-inhibitor as defined hereinafter for preventing, slowing progression of, delaying or treating of an inflammatory disease.

10

Moreover, another embodiment of the invention relates to a pharmaceutical combination or pharmaceutical composition comprising an SSAO/VAP-1 inhibitor of formula (I) as defined hereinafter and an SGLT2-inhibitor as defined hereinafter for preventing, slowing progression of, delaying or treating of an ocular disease.

15

Moreover, another embodiment of the invention relates to a pharmaceutical combination or pharmaceutical composition comprising an SSAO/VAP-1 inhibitor of formula (I) as defined hereinafter and an SGLT2-inhibitor as defined hereinafter for preventing, slowing progression of, delaying or treating of neuroinflammatory disorders

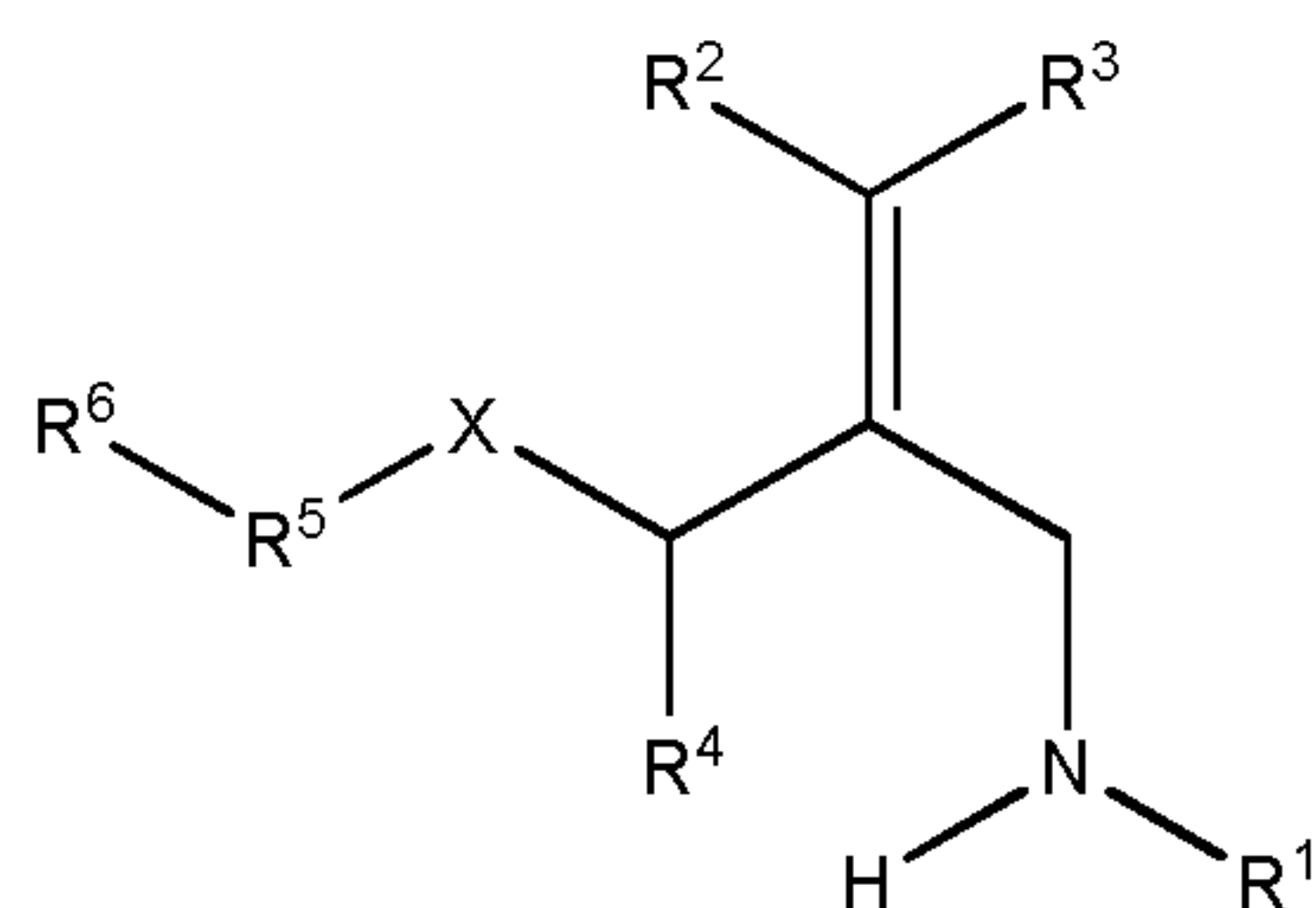
20

Moreover, another embodiment of the invention relates to a pharmaceutical combination or pharmaceutical composition comprising an SSAO/VAP-1 inhibitor of formula (I) as defined hereinafter and an SGLT2-inhibitor as defined hereinafter for preventing, slowing progression of, delaying or treating of a cancer.

25

Therefore, in a first aspect the present invention provides a pharmaceutical combination or pharmaceutical composition comprising

(a) an SSAO/VAP-1 inhibitor of formula (I):



Formula I


30 wherein:

R¹ and R⁴ are independently hydrogen or optionally substituted C₁₋₆-alkyl;

R² and R³ are independently selected from the group consisting of hydrogen, chlorine and fluorine; provided, however, that R² and R³ are not hydrogen at the same time;

R⁵ is an optionally substituted arylene group;

5 R⁶ is selected from



R⁷ and R⁸ are independently selected from the group consisting of hydrogen, optionally substituted C₁₋₆-alkyl and optionally substituted C₃₋₇-cycloalkyl; and

X is CH₂, oxygen, sulfur or SO₂;

10 or a pharmaceutically acceptable salt thereof, and

(b) an SGLT2 inhibitor.

According to another aspect of the invention, there is provided a method of treating a disease associated with or modulated by a SSAO/VAP-1 protein characterized in that an SSAO/VAP-1 inhibitor of formula (I) as defined hereinbefore and hereinafter and an SGLT2-inhibitor are administered, for example in combination or alternation, to the patient.

According to another aspect of the invention, there is provided a pharmaceutical combination or pharmaceutical composition for use in a method for preventing, slowing progression of, delaying or treating of one or more fibrotic, metabolic, inflammatory, ocular, neuroinflammatory diseases or cancers in a patient in need thereof.

According to another aspect of the invention there is provided the use of an SSAO/VAP-1 inhibitor of formula (I) as defined hereinbefore and hereinafter for the manufacture of a medicament for preventing, slowing progression of, delaying or treating of one or more fibrotic, metabolic, inflammatory, ocular, neuroinflammatory diseases or cancers in a patient in need thereof characterized in that the SSAO/VAP-1 inhibitor of formula (I) as defined hereinbefore and hereinafter is administered, for example in combination or alternation, with an SGLT2-inhibitor to the patient.

30

According to another aspect of the invention there is provided the use of an SGLT2 inhibitor for the manufacture of a medicament for preventing, slowing progression of, delaying or treating of one or more fibrotic, metabolic, inflammatory, ocular, neuroinflammatory diseases or cancers in a patient in need thereof characterized in that the SGLT2 inhibitor is

administered, for example in combination or alternation, with an SSAO/VAP-1 inhibitor of formula (I) as defined hereinbefore and hereinafter to the patient.

5 According to another aspect of the invention, there is provided the use of a pharmaceutical combination or pharmaceutical composition according to the present invention for the manufacture of a medicament for preventing, slowing progression of, delaying or treating of one or more fibrotic, metabolic, inflammatory, ocular, neuroinflammatory diseases or cancers.

10 **Definitions**

The following definitions may be helpful in understanding the description of the present invention. These are intended as general definitions and should in no way limit the scope of the present invention to those terms alone, but are put forth for a better understanding of the following description.

15

Unless the context requires otherwise or specifically stated to the contrary, integers, steps, or elements of the invention recited herein as singular integers, steps or elements clearly encompass both singular and plural forms of the recited integers, steps or elements.

20 Throughout this specification, unless the context requires otherwise, the word "comprise", or variations such as "comprises" or "comprising", will be understood to imply the inclusion of a stated step or element or integer or group of steps or elements or integers, but not the exclusion of any other step or element or integer or group of elements or integers. Thus, in the context of this specification, the term "comprising" means "including principally, but not necessarily solely".

25

Those skilled in the art will appreciate that the invention described herein is susceptible to variations and modifications other than those specifically described. It is to be understood that the invention includes all such variations and modifications. The invention also includes

30 all of the steps, features, compositions and compounds referred to or indicated in this specification, individually or collectively, and any and all combinations or any two or more of said steps or features.

As used herein, the term "alkyl" includes within its meaning monovalent ("alkyl") and divalent ("alkylene") straight chain or branched chain saturated hydrocarbon radicals having from 1 to

35 6 carbon atoms, e.g., 1, 2, 3, 4, 5 or 6 carbon atoms (unless specifically defined). The

straight chain or branched alkyl group is attached at any available point to produce a stable compound. In many embodiments, a lower alkyl is a straight or branched alkyl group containing from 1 to 6, 1 to 4, or 1 to 3, carbon atoms. For example, the term alkyl includes, but is not limited to, methyl, ethyl, 1-propyl, isopropyl, 1-butyl, 2-butyl, isobutyl, tert-butyl, 5 amyl, 1,2-dimethylpropyl, 1,1-dimethylpropyl, pentyl, isopentyl, hexyl, 4-methylpentyl, 1-methylpentyl, 2-methylpentyl, 3-methylpentyl, 2,2-dimethylbutyl, 3,3-dimethylbutyl, 1,2-dimethylbutyl, 1,3-dimethylbutyl, 1,2,2-trimethylpropyl, 1,1,2-trimethylpropyl, and the like.

The term "alkoxy" as used herein refers to straight chain or branched alkyloxy (i.e, O-alkyl) 10 groups, wherein alkyl is as defined above. Examples of alkoxy groups include methoxy, ethoxy, n-propoxy, and isopropoxy.

The term "cycloalkyl" as used herein includes within its meaning monovalent ("cycloalkyl") and divalent ("cycloalkylene") saturated, monocyclic, bicyclic, polycyclic or fused analogs. In 15 the context of the present disclosure the cycloalkyl group may have from 3 to 10 or from 3 to 7 carbon atoms A fused analog of a cycloalkyl means a monocyclic ring fused to an aryl or heteroaryl group in which the point of attachment is on the non-aromatic portion. Examples of cycloalkyl include cyclopropyl, cyclobutyl, cyclopentyl, cyclohexyl, cycloheptyl.

20 The term "aryl" or variants such as "arylene" as used herein refers to monovalent ("aryl") and divalent ("arylene") single, polynuclear, conjugated and fused analogs of aromatic hydrocarbons having from 6 to 10 carbon atoms. A fused analog of aryl means an aryl group fused to a monocyclic cycloalkyl or monocyclic heterocyclyl group in which the point of attachment is on the aromatic portion. Examples of aryl and fused analogs thereof include 25 phenyl, naphthyl, indanyl, indenyl, tetrahydronaphthyl, 2,3-dihydrobenzofuranyl, dihydrobenzopyranyl, 1,4-benzodioxanyl, and the like. Examples of an arylene include phenylene and naphthylene. A "substituted aryl" is an aryl that is independently substituted, with one or more, preferably 1, 2 or 3 substituents, attached at any available atom to produce a stable compound. A "substituted arylene" is an arylene that is independently substituted, 30 with one or more, preferably 1, 2 or 3 substituents, attached at any available atom to produce a stable compound.

The term "alkylaryl" as used herein, includes within its meaning monovalent ("aryl") and divalent ("arylene"), single, polynuclear, conjugated and fused aromatic hydrocarbon radicals 35 attached to divalent, saturated, straight or branched chain alkylene radicals. Examples of alkylaryl groups include, but are not limited to, benzyl.

The term "heteroaryl" refers to a monocyclic aromatic ring structure containing 5 or 6 ring atoms, wherein heteroaryl contains one or more heteroatoms independently selected from the group consisting of O, S, and N. Heteroaryl is also intended to include oxidized S or N, such as sulfinyl, sulfonyl and N-oxide of a tertiary ring nitrogen. A carbon or nitrogen atom is the point of attachment of the heteroaryl ring structure such that a stable compound is produced. Examples of heteroaryl groups include, but are not limited to, pyridinyl, pyridazinyl, pyrazinyl, quinoxalyl, indolizinyl, benzo[b]thienyl, quinazolinyl, purinyl, indolyl, quinolinyl, pyrimidinyl, pyrrolyl, oxazolyl, thiazolyl, thienyl, isoxazolyl, oxathiadiazolyl, isothiazolyl, tetrazolyl, imidazolyl, triazinyl, furanyl, benzofuryl, and indolyl. "Nitrogen containing heteroaryl" refers to heteroaryl wherein any heteroatoms are N. A "substituted heteroaryl" is a heteroaryl that is independently substituted, with one or more, preferably 1, 2 or 3 substituents, attached at any available atom to produce a stable compound.

"Heteroarylene" refers to a divalent, monocyclic aromatic ring structure containing 5 or 6 ring atoms, wherein heteroarylene contains one or more heteroatoms independently selected from the group consisting of O, S, and N. Heteroarylene is also intended to include oxidized S or N, such as sulfinyl, sulfonyl and N-oxide of a tertiary ring nitrogen. A carbon or nitrogen atom is the point of attachment of the heteroarylene ring structure to the substituents thereon, such that a stable compound is produced. Examples of heteroaryl groups include, but are not limited to, pyridinylene, pyridazinylene, pyrazinylene, quinoxalylene, indolizinylene, benzo[b]thienylene, quinazolinylene, purinylene, indolylene, quinolinylene, pyrimidinylene, pyrrolylene, oxazolylene, thiazolylene, thienylene, isoxazolylene, oxathiadiazolylene, isothiazolylene, tetrazolylene, imidazolylene, triazinylene, furanylene, benzofurylene, and indolylene. "Nitrogen containing heteroarylene" refers to heteroarylene wherein any heteroatoms are N. A "substituted heteroarylene" is a heteroarylene that is independently substituted, with one or more, preferably 1, 2 or 3 substituents, attached at any available atom to produce a stable compound.

The term "heterocyclyl" and variants such as "heterocycloalkyl" as used herein, includes within its meaning monovalent ("heterocyclyl") and divalent ("heterocyclylene"), saturated, monocyclic, bicyclic, polycyclic or fused hydrocarbon radicals having from 3 to 10 ring atoms, wherein from 1 to 5, or from 1 to 3, ring atoms are heteroatoms independently selected from O, N, NH, or S, in which the point of attachment may be carbon or nitrogen. A fused analog of heterocyclyl means a monocyclic heterocycle fused to an aryl or heteroaryl group in which the point of attachment is on the non-aromatic portion. The heterocyclyl group may be C₃₋₈

heterocyclyl. The heterocycloalkyl group may be C₃₋₆ heterocyclyl. The heterocyclyl group may be C₃₋₅ heterocyclyl. Examples of heterocyclyl groups and fused analogs thereof include aziridinyl, pyrrolidinyl, thiazolidinyl, piperidinyl, piperazinyl, imidazolidinyl, 2,3-dihydrofuro(2,3-b)pyridyl, benzoxazinyl, tetrahydroquinolinyl, tetrahydroisoquinolinyl, dihydroindolyl, quinuclidinyl, azetidiny, morpholinyl, tetrahydrothiophenyl, tetrahydrofuranyl, tetrahydropyranyl, and the like. The term also includes partially unsaturated monocyclic rings that are not aromatic, such as 2- or 4-pyridones attached through the nitrogen or N-substituted uracils.

10 The term "halogen" or variants such as "halide" or "halo" as used herein refers to fluorine, chlorine, bromine and iodine, preferably fluorine, chlorine and bromine.

The term "heteroatom" or variants such as "hetero-" or "heterogroup" as used herein refers to O, N, NH and S.

15

In general, "substituted" refers to an organic group as defined herein (e.g., an alkyl group) in which one or more bonds to a hydrogen atom contained therein are replaced by a bond to non-hydrogen or non-carbon atoms. Substituted groups also include groups in which one or more bonds to a carbon(s) or hydrogen(s) atom are replaced by one or more bonds, including double or triple bonds, to a heteroatom. Thus, a substituted group will be substituted with one or more substituents, unless otherwise specified. In some embodiments, a substituted group is substituted with 1, 2, 3, 4, 5, or 6 substituents.

20

The term "optionally substituted" as used herein means the group to which this term refers may be unsubstituted, or may be substituted with one or more groups independently selected from alkyl, alkenyl, alkynyl, cycloalkyl, cycloalkenyl, heterocycloalkyl, halo, haloalkyl, haloalkynyl, hydroxyl, hydroxyalkyl, alkoxy, thioalkoxy, alkenyloxy, haloalkoxy, haloalkenyloxy, NO₂, NH(alkyl), N(alkyl)₂, nitroalkyl, nitroalkenyl, nitroalkynyl, nitroheterocyclyl, alkylamino, dialkylamino, alkenylamine, alkynylamino, acyl, alkenoyl, alkynoyl, acylamino, diacylamino, acyloxy, alkylsulfonyloxy, heterocycloxy, heterocycloamino, haloheterocycloalkyl, alkylsulfenyl, alkylcarbonyloxy, alkylthio, acylthio, phosphorus-containing groups such as phosphono and phosphinyl, aryl, heteroaryl, alkylaryl, aralkyl, alkylheteroaryl, cyano, cyanate, isocyanate, CO₂H, CO₂alkyl, C(O)NH₂, -C(O)NH(alkyl), and -C(O)N(alkyl)₂. Preferred substituents include halogen, C₁-C₆alkyl, C₂-C₆alkenyl, C₁-C₆haloalkyl, C₁-C₆alkoxy, hydroxy(C₁₋₆)alkyl, C₃-C₆cycloalkyl, C(O)H, C(O)OH, NHC(O)H, NHC(O)C₁-C₄alkyl, C(O)C₁-C₄alkyl, NH₂, NHC₁-C₄alkyl, N(C₁-C₄alkyl)₂, NO₂, OH

25

30

35

and CN. Particularly preferred substituents include C₁₋₃alkyl, C₁₋₃alkoxy, halogen, OH, hydroxy(C₁₋₃)alkyl (e.g., CH₂OH), C(O)C₁₋₄alkyl (eg C(O)CH₃), and C₁₋₃haloalkyl (e.g, CF₃, CH₂CF₃).

5 The present invention includes within its scope all stereoisomeric and isomeric forms of the compounds disclosed herein, including all diastereomeric isomers, racemates, enantiomers and mixtures thereof. Compounds of the present invention may have asymmetric centers and may occur, except when specifically noted, as mixtures of stereoisomers or as individual diastereomers, or enantiomers, with all isomeric forms being included in the present
10 invention. It is also understood that the compounds described by Formula I may be present as E and Z isomers, also known as cis and trans isomers. Thus, the present disclosure should be understood to include, for example, *E*, *Z*, *cis*, *trans*, (R), (S), (L), (D), (+), and/or (-) forms of the compounds, as appropriate in each case. Where a structure has no specific stereoisomerism indicated, it should be understood that any and all possible isomers are
15 encompassed. Compounds of the present invention embrace all conformational isomers. Compounds of the present invention may also exist in one or more tautomeric forms, including both single tautomers and mixtures of tautomers. Also included in the scope of the present invention are all polymorphs and crystal forms of the compounds disclosed herein.

20 The present invention includes within its scope isotopes of different atoms. Any atom not specifically designated as a particular isotope is meant to represent any stable isotope of that atom. Thus, the present disclosure should be understood to include deuterium and tritium isotopes of hydrogen

25 All references cited in this application are specifically incorporated by cross-reference in their entirety. Reference to any such documents should not be construed as an admission that the document forms part of the common general knowledge or is prior art.

In the context of this specification the term “**administering**” and variations of that term
30 including “administer” and “administration”, includes contacting, applying, delivering or providing a compound or composition of the invention to an organism, or a surface by any appropriate means. In the context of this specification, the term “treatment”, refers to any and all uses which remedy a disease state or symptoms, prevent the establishment of disease, or otherwise prevent, hinder, retard, or reverse the progression of disease or other undesirable
35 symptoms in any way whatsoever.

In the context of this specification the term “**effective amount**” includes within its meaning a sufficient but non-toxic amount of a compound or composition of the invention to provide a desired effect. Thus, the term “therapeutically effective amount” includes within its meaning a sufficient but non-toxic amount of a compound or composition of the invention to provide the
5 desired therapeutic effect. The exact amount required will vary from subject to subject depending on factors such as the species being treated, the sex, age and general condition of the subject, the severity of the condition being treated, the particular agent being administered, the mode of administration, and so forth. Thus, it is not possible to specify an exact “effective amount”. However, for any given case, an appropriate “effective amount”
10 may be determined by one of ordinary skill in the art.

The term “**active ingredient**” of a pharmaceutical composition according to the present invention means the SSAO/VAP-1 inhibitor and/or SGLT2 inhibitor according to the present invention.

15

The term “**SSAO/VAP-1**” in the scope of the present invention relates to the semicarbazide-sensitive amine oxidase (SSAO) enzyme, also known as primary amine oxidase, plasma amine oxidase and benzylamine oxidase, that is identical in structure to vascular adhesion protein-1 (VAP-1). In the scope of the present invention, SSAO/VAP-1 is used to describe
20 the semicarbazide-sensitive amine oxidase (SSAO) enzyme.

The term “**SSAO/VAP-1 inhibitor**” in the scope of the present invention relates to a compound, in particular to a 2-substituted 3-haloallylamines-derivative, i.e. compound having a 2-substituted 3-fluoroallylamines-moiety, that exhibits an inhibitory effect on the
25 semicarbazide-sensitive amine oxidase (SSAO), in particular the human SSAO. The inhibitory effect on hSSAO measured as IC₅₀ is preferably below 1000 nM, even more preferably below 100 nM, most preferably below 50 nM. IC₅₀ values of SSAO/VAP-1 inhibitors are usually above 0.01 nM, or even equal to or above 0.1 nM. The inhibitory effect on hSSAO can be determined by methods known in the literature, in particular as described
30 in the application WO 2013/163675 (pages 65/69), which are incorporated herein by reference in its entirety. The term “SSAO/VAP-1 inhibitor” also comprises any pharmaceutically acceptable salts thereof, prodrugs thereof, hydrates and solvates thereof, including the respective crystalline forms or polymorphs.

The term “**SGLT2 inhibitor**” in the scope of the present invention relates to a compound which shows an inhibitory effect on the sodium-glucose transporter 2 (SGLT2), in particular

35

the human SGLT2. The inhibitory effect on hSGLT2 measured as IC50 is preferably below 1000 nM, even more preferably below 100 nM, most preferably below 50 nM. IC50 values of SGLT2 inhibitors are usually above 0.01 nM, or even equal to or above 0.1 nM. The inhibitory effect on hSGLT2 can be determined by methods known in the literature, in particular as described in the application WO 2005/092877 or WO 2007/093610 (pages 23/24), which are incorporated herein by reference in its entirety. The term "SGLT2 inhibitor" also comprises any pharmaceutically acceptable salts thereof, hydrates and solvates thereof, including the respective crystalline forms.

10 The terms "**treatment**" and "treating" comprise therapeutic treatment of patients having already developed said condition, in particular in manifest form. Therapeutic treatment may be symptomatic treatment in order to relieve the symptoms of the specific indication or causal treatment in order to reverse or partially reverse the conditions of the indication or to stop or slow down progression of the disease. Thus the compositions and methods of the present invention may be used for instance as therapeutic treatment over a period of time as well as for chronic therapy.

The terms "**prophylactically treating**", "preventively treating" and "preventing" are used interchangeably and comprise a treatment of patients at risk to develop a condition mentioned hereinbefore, thus reducing said risk.

The term "**body mass index**" or "**BMI**" of a human patient is defined as the weight in kilograms divided by the square of the height in meters, such that BMI has units of kg/m².

The term "**overweight**" is defined as the condition wherein the individual has a BMI greater than or 25 kg/m² and less than 30 kg/m². The terms "overweight" and "pre-obese" are used interchangeably.

30 The terms "**obesity**" or "**being obese**" and the like are defined as the condition wherein the individual has a BMI equal to or greater than 30 kg/m². According to a WHO definition the term obesity may be categorized as follows: the term "class I obesity" is the condition wherein the BMI is equal to or greater than 30 kg/m² but lower than 35 kg/m²; the term "class II obesity" is the condition wherein the BMI is equal to or greater than 35 kg/m² but lower than 40 kg/m²; the term "class III obesity" is the condition wherein the BMI is equal to or greater than 40 kg/m².

The indication obesity includes in particular exogenic obesity, hyperinsulinaemic obesity, hyperplasmic obesity, hyperphyseal adiposity, hypoplasmic obesity, hypothyroid obesity, hypothalamic obesity, symptomatic obesity, infantile obesity, upper body obesity, alimentary
5 obesity, hypogonadal obesity, central obesity, visceral obesity, abdominal obesity.

The term "**visceral obesity**" is defined as the condition wherein a waist-to-hip ratio of greater than or equal to 1.0 in men and 0.8 in women is measured. It defines the risk for insulin resistance and the development of pre-diabetes.

10

The term "**abdominal obesity**" is usually defined as the condition wherein the waist circumference is > 40 inches or 102 cm in men, and is > 35 inches or 94 cm in women. With regard to a Japanese ethnicity or Japanese patients abdominal obesity may be defined as waist circumference \geq 85 cm in men and \geq 90 cm in women (see e.g. investigating committee
15 for the diagnosis of metabolic syndrome in Japan).

20

The term "**euglycemia**" is defined as the condition in which a subject has a fasting blood glucose concentration within the normal range, greater than 70 mg/dL (3.89 mmol/L) and less than 100 mg/dL (5.6 mmol/L). The word "fasting" has the usual meaning as
20 a medical term.

25

The term "**hyperglycemia**" is defined as the condition in which a subject has a fasting blood glucose concentration above the normal range, greater than 100 mg/dL (5.6 mmol/L). The word "fasting" has the usual meaning as a medical term.

30

The term "**hypoglycemia**" is defined as the condition in which a subject has a blood glucose concentration below the normal range, in particular below 70 mg/dL (3.89 mmol/L).

35

The term "**postprandial hyperglycemia**" is defined as the condition in which a subject has a 2 hour postprandial blood glucose or serum glucose concentration greater than 200 mg/dL (11.11 mmol/L).

The term "**impaired fasting blood glucose**" or "**IFG**" is defined as the condition in which a subject has a fasting blood glucose concentration or fasting serum glucose concentration in a range from 100 to 125 mg/dl (i.e. from 5.6 to 6.9 mmol/l), in particular greater than 110 mg/dL

and less than 126 mg/dl (7.00 mmol/L). A subject with "normal fasting glucose" has a fasting glucose concentration smaller than 100 mg/dl, i.e. smaller than 5.6 mmol/l.

The term "**impaired glucose tolerance**" or "**IGT**" is defined as the condition in which a
5 subject has a 2 hour postprandial blood glucose or serum glucose concentration greater than
140 mg/dl (7.78 mmol/L) and less than 200 mg/dL (11.11 mmol/L). The abnormal glucose
tolerance, i.e. the 2 hour postprandial blood glucose or serum glucose concentration can be
measured as the blood sugar level in mg of glucose per dL of plasma 2 hours after taking 75
g of glucose after a fast. A subject with "normal glucose tolerance" has a 2 hour postprandial
10 blood glucose or serum glucose concentration smaller than 140 mg/dl (7.78 mmol/L).

The term "**hyperinsulinemia**" is defined as the condition in which a subject with insulin
resistance, with or without euglycemia, has fasting or postprandial serum or plasma insulin
concentration elevated above that of normal, lean individuals without insulin resistance,
15 having a waist-to-hip ratio < 1.0 (for men) or < 0.8 (for women).

The terms "insulin-sensitizing", "insulin resistance-improving" or "insulin resistance-lowering"
are synonymous and used interchangeably.

20 The term "**insulin resistance**" is defined as a state in which circulating insulin levels in
excess of the normal response to a glucose load are required to maintain the euglycemic
state (Ford ES, *et al. JAMA. (2002) 287:356-9*). A method of determining insulin resistance is
the euglycaemic-hyperinsulinaemic clamp test. The ratio of insulin to glucose is determined
within the scope of a combined insulin-glucose infusion technique. There is found to be
25 insulin resistance if the glucose absorption is below the 25th percentile of the background
population investigated (WHO definition). Rather less laborious than the clamp test are so
called minimal models in which, during an intravenous glucose tolerance test, the insulin and
glucose concentrations in the blood are measured at fixed time intervals and from these the
insulin resistance is calculated. With this method, it is not possible to distinguish between
30 hepatic and peripheral insulin resistance.

Furthermore, insulin resistance, the response of a patient with insulin resistance to therapy,
insulin sensitivity and hyperinsulinemia may be quantified by assessing the "homeostasis
model assessment to insulin resistance (HOMA-IR)" score, a reliable indicator of insulin
35 resistance (Katsuki A, *et al. Diabetes Care 2001; 24: 362-5*). Further reference is made to
methods for the determination of the HOMA-index for insulin sensitivity (*Matthews et al.,*

Diabetologia 1985, 28: 412-19), of the ratio of intact proinsulin to insulin (*Forst et al., Diabetes* 2003, 52(Suppl.1): A459) and to an euglycemic clamp study. In addition, plasma adiponectin levels can be monitored as a potential surrogate of insulin sensitivity. The estimate of insulin resistance by the homeostasis assessment model (HOMA)-IR score is
5 calculated with the formula (Galvin P, *et al. Diabet Med* 1992;9:921-8):

$$\text{HOMA-IR} = [\text{fasting serum insulin } (\mu\text{U/mL})] \times [\text{fasting plasma glucose}(\text{mmol/L})/22.5]$$

Insulin resistance can be confirmed in these individuals by calculating the HOMA-IR score.
10 For the purpose of this invention, insulin resistance is defined as the clinical condition in which an individual has a HOMA-IR score > 4.0 or a HOMA-IR score above the upper limit of normal as defined for the laboratory performing the glucose and insulin assays.

As a rule, other parameters are used in everyday clinical practice to assess insulin
15 resistance. Preferably, the patient's triglyceride concentration is used, for example, as increased triglyceride levels correlate significantly with the presence of insulin resistance.

Individuals likely to have insulin resistance are those who have two or more of the following
20 attributes: 1) overweight or obese, 2) high blood pressure, 3) hyperlipidemia, 4) one or more 1st degree relative with a diagnosis of IGT or IFG or type 2 diabetes.

Patients with a predisposition for the development of IGT or IFG or type 2 diabetes are those
having euglycemia with hyperinsulinemia and are by definition, insulin resistant. A typical
25 patient with insulin resistance is usually overweight or obese. If insulin resistance can be detected, this is a particularly strong indication of the presence of pre-diabetes. Thus, it may be that in order to maintain glucose homeostasis a person needs 2-3 times as much insulin as a healthy person, without this resulting in any clinical symptoms.

“**Pre-diabetes**” is a general term that refers to an intermediate stage between normal
30 glucose tolerance (NGT) and overt type 2 diabetes mellitus (T2DM), also referred to as intermediate hyperglycaemia. Therefore in one aspect of the present invention “pre-diabetes” is diagnosed in an individual if HbA1c is more or equal to 5.7% and less than 6.5%. According to another aspect of this invention “pre-diabetes” represents 3 groups of individuals, those with impaired glucose tolerance (IGT) alone, those with impaired fasting
35 glucose (IFG) alone or those with both IGT and IFG. IGT and IFG usually have distinct pathophysiologic etiologies, however also a mixed condition with features of both can exist in

patients. Therefore in another aspect of the present invention a patient being diagnosed of having “pre-diabetes” is an individual with diagnosed IGT or diagnosed IFG or diagnosed with both IGT and IFG. Following the definition according to the American Diabetes Association (ADA) and in the context an aspect of the present invention a patient being

5 diagnosed of having “pre-diabetes” is an individual with:

a) a fasting plasma glucose (FPG) concentration <100 mg/dL [1 mg/dL = 0.05555 mmol/L] and a 2-hour plasma glucose (PG) concentration, measured by a 75-g oral glucose tolerance test (OGTT), ranging between ≥ 140 mg/dL and <200 mg/dL (i.e., IGT); or

10 b) a fasting plasma glucose (FPG) concentration between ≥ 100 mg/dL and <126 mg/dL and a 2-hour plasma glucose (PG) concentration, measured by a 75-g oral glucose tolerance test (OGTT) of <140 mg/dL (i.e., IFG); or

c) a fasting plasma glucose (FPG) concentration between ≥ 100 mg/dL and <126 mg/dL and a 2-hour plasma glucose (PG) concentration, measured by a 75-g oral glucose tolerance test (OGTT), ranging between ≥ 140 mg/dL and <200 mg/dL (i.e., both IGT and IFG).

15

Patients with “pre-diabetes” are individuals being pre-disposed to the development of type 2 diabetes. Pre-diabetes extends the definition of IGT to include individuals with a fasting blood glucose within the high normal range ≥ 100 mg/dL (J. B. Meigs, *et al.* Diabetes 2003; 52:1475-1484). The scientific and medical basis for identifying pre-diabetes as a serious

20 health threat is laid out in a Position Statement entitled “The Prevention or Delay of Type 2 Diabetes” issued jointly by the American Diabetes Association and the National Institute of Diabetes and Digestive and Kidney Diseases (Diabetes Care 2002; 25:742-749).

The methods to investigate the **function of pancreatic beta-cells** are similar to the above

25 methods with regard to insulin sensitivity, hyperinsulinemia or insulin resistance: An improvement of beta-cell function can be measured for example by determining a HOMA-index (homeostasis model assessment) for beta-cell function, HOMA-B, (*Matthews et al., Diabetologia 1985, 28: 412-19*), the ratio of intact proinsulin to insulin (*Forst et al., Diabetes 2003, 52(Suppl.1): A459*), first and second phase insulin secretion after an oral glucose

30 tolerance test or a meal tolerance test (*Stumvoll et al., Diabetes care 2000, 23: 295-301*), the insulin/C-peptide secretion after an oral glucose tolerance test or a meal tolerance test, or by employing a hyperglycemic clamp study and/or minimal modeling after a frequently sampled intravenous glucose tolerance test (*Stumvoll et al., Eur J Clin Invest 2001, 31: 380-81*).

35 The term “**type 1 diabetes**” is defined as the condition in which a subject has, in the presence of autoimmunity towards the pancreatic beta-cell or insulin, a fasting blood glucose

or serum glucose concentration greater than 125 mg/dL (6.94 mmol/L). If a glucose tolerance test is carried out, the blood sugar level of a diabetic will be in excess of 200 mg of glucose per dL (11.1 mmol/l) of plasma 2 hours after 75 g of glucose have been taken on an empty stomach, in the presence of autoimmunity towards the pancreatic beta cell or insulin. In a
5 glucose tolerance test 75 g of glucose are administered orally to the patient being tested after 10-12 hours of fasting and the blood sugar level is recorded immediately before taking the glucose and 1 and 2 hours after taking it. The presence of autoimmunity towards the pancreatic beta-cell may be observed by detection of circulating islet cell autoantibodies ["type 1A diabetes mellitus"], i.e., at least one of: GAD65 [glutamic acid decarboxylase-65],
10 ICA [islet-cell cytoplasm], IA-2 [intracytoplasmatic domain of the tyrosine phosphatase-like protein IA-2], ZnT8 [zinc-transporter-8] or anti-insulin; or other signs of autoimmunity without the presence of typical circulating autoantibodies [type 1B diabetes], i.e. as detected through pancreatic biopsy or imaging). Typically a genetic predisposition is present (e.g. HLA, *INS* VNTR and *PTPN22*), but this is not always the case.

15

The term "**type 2 diabetes mellitus**" or "**T2DM**" is defined as the condition in which a subject has a fasting blood glucose or serum glucose concentration greater than 125 mg/dL (6.94 mmol/L). The measurement of blood glucose values is a standard procedure in routine medical analysis. If a glucose tolerance test is carried out, the blood sugar level of a diabetic
20 will be in excess of 200 mg of glucose per dL (11.1 mmol/l) of plasma 2 hours after 75 g of glucose have been taken on an empty stomach. In a glucose tolerance test 75 g of glucose are administered orally to the patient being tested after 10-12 hours of fasting and the blood sugar level is recorded immediately before taking the glucose and 1 and 2 hours after taking it. In a healthy subject, the blood sugar level before taking the glucose will be between 60
25 and 110 mg per dL of plasma, less than 200 mg per dL 1 hour after taking the glucose and less than 140 mg per dL after 2 hours. If after 2 hours the value is between 140 and 200 mg, this is regarded as abnormal glucose tolerance.

The term "**late stage type 2 diabetes mellitus**" includes patients with a secondary drug
30 failure, indication for insulin therapy and progression to micro- and macrovascular complications e.g. diabetic nephropathy, or coronary heart disease (CHD).

The term "**HbA1c**" refers to the product of a non-enzymatic glycation of the haemoglobin B chain. Its determination is well known to one skilled in the art. In monitoring the treatment of
35 diabetes mellitus the HbA1c value is of exceptional importance. As its production depends essentially on the blood sugar level and the life of the erythrocytes, the HbA1c in the sense

of a "blood sugar memory" reflects the average blood sugar levels of the preceding 4-6 weeks. Diabetic patients whose HbA1c value is consistently well adjusted by intensive diabetes treatment (i.e. < 6.5 % of the total haemoglobin in the sample), are significantly better protected against diabetic microangiopathy. For example, metformin on its own
 5 achieves an average improvement in the HbA1c value in the diabetic of the order of 1.0 – 1.5 %. This reduction of the HbA1C value is not sufficient in all diabetics to achieve the desired target range of <7% or < 6.5 % and preferably < 6 % HbA1c.

The term "**insufficient glycemic control**" or "inadequate glycemic control" in the scope of
 10 the present invention means a condition wherein patients show HbA1c values above 6.5 %, in particular above 7.0 %, even more preferably above 7.5 %, especially above 8 %.

The "**metabolic syndrome**", also called "syndrome X" (when used in the context of a metabolic disorder), also called the "dysmetabolic syndrome" is a syndrome complex with the
 15 cardinal feature being insulin resistance (Laaksonen DE, *et al. Am J Epidemiol* 2002;**156**:1070-7). According to the ATP III/NCEP guidelines (Executive Summary of the Third Report of the National Cholesterol Education Program (NCEP) Expert Panel on Detection, Evaluation, and Treatment of High Blood Cholesterol in Adults (Adult Treatment Panel III) *JAMA: Journal of the American Medical Association* (2001) **285**:2486-2497),
 20 diagnosis of the metabolic syndrome is made when three or more of the following risk factors are present:

1. Abdominal obesity, defined as waist circumference > 40 inches or 102 cm in men, and > 35 inches or 94 cm in women; or with regard to a Japanese ethnicity or Japanese patients defined as waist circumference \geq 85 cm in men and \geq 90 cm in
 25 women;
2. Triglycerides: \geq 150 mg/dL
3. HDL-cholesterol < 40 mg/dL in men
4. Blood pressure \geq 130/85 mm Hg (SBP \geq 130 or DBP \geq 85)
5. Fasting blood glucose \geq 100 mg/dL

30 The NCEP definitions have been validated (Laaksonen DE, *et al. Am J Epidemiol.* (2002) **156**:1070-7). Triglycerides and HDL cholesterol in the blood can also be determined by standard methods in medical analysis and are described for example in Thomas L (Editor): "Labor und Diagnose", TH-Books Verlagsgesellschaft mbH, Frankfurt/Main, 2000.

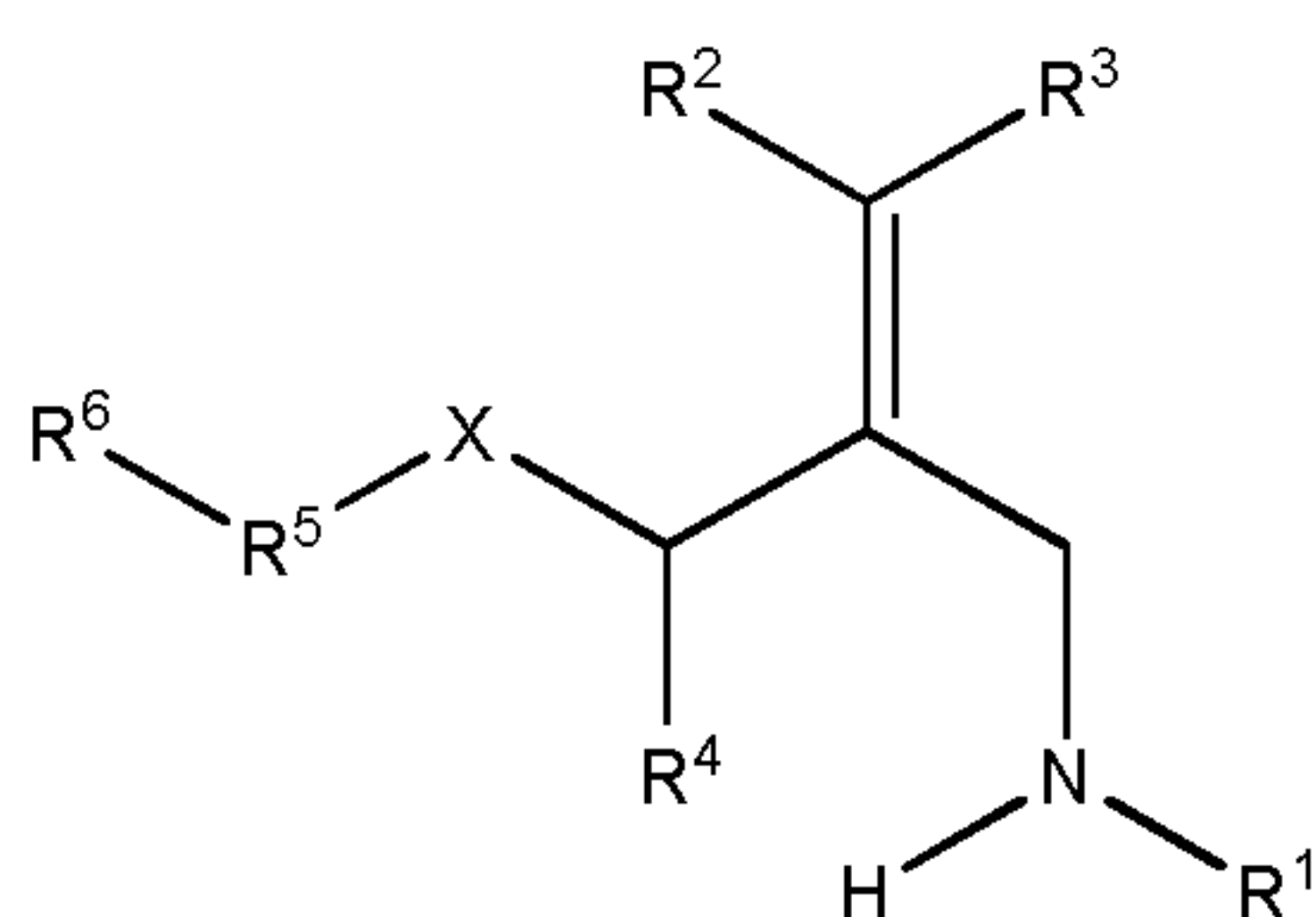
35

Detailed Description

The aspects according to the present invention, in particular the pharmaceutical compositions, combinations, methods and uses, refer to an SSAO/VAP-1 inhibitor of formula (I) as defined hereinbefore and hereinafter, or a pharmaceutically acceptable salt thereof.

5

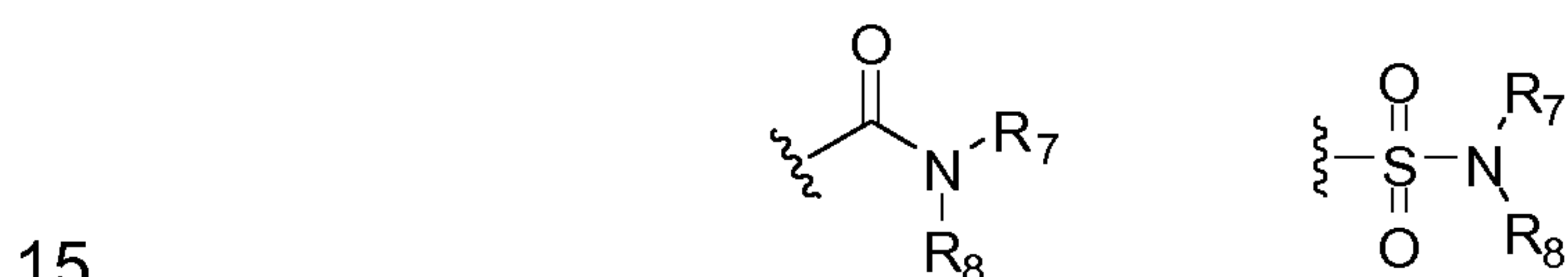
Preferably the SSAO/VAP-1 inhibitor is selected from the group G1 consisting of compounds of the formula (I).



Formula I

wherein:

- 10 R^1 and R^4 are independently hydrogen or optionally substituted C_{1-6} -alkyl;
 R^2 and R^3 are independently selected from the group consisting of hydrogen, chlorine and fluorine; provided, however, that R^2 and R^3 are not hydrogen at the same time;
 R^5 is an optionally substituted arylene group;
 R^6 is selected from



R^7 and R^8 are independently selected from the group consisting of hydrogen, optionally substituted C_{1-6} -alkyl and optionally substituted C_{3-7} -cycloalkyl; and

X is CH_2 , oxygen, sulfur or SO_2 ;

or a pharmaceutically acceptable salt thereof.

20

Compounds of the formula (I) and methods of their synthesis are described in WO 2013/163675.

In the following embodiments of compounds according to the formula (I) are described:

25

According to an embodiment R^1 is hydrogen.

According to an embodiment R^4 is hydrogen.

According to an embodiment R^2 is hydrogen and R^3 is selected from fluorine and chlorine.

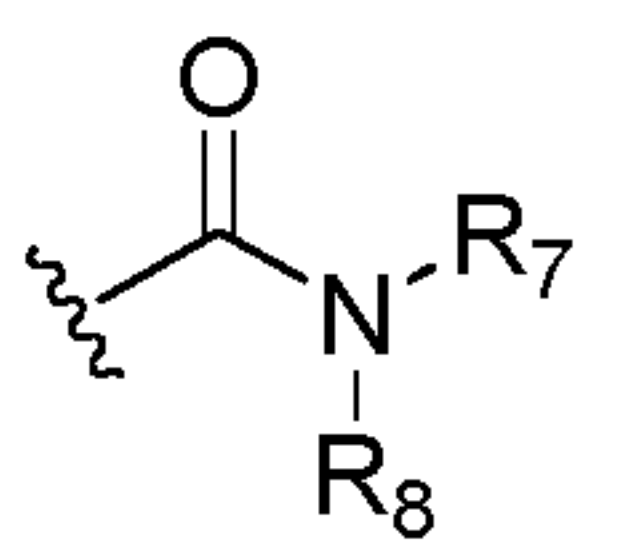
According to another embodiment R^2 is selected from fluorine and chlorine and R^3 is hydrogen.

5

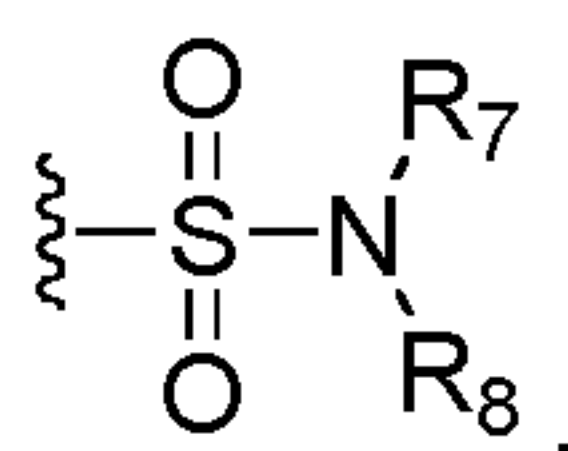
According to an embodiment R^5 is an unsubstituted phenylene group or a phenylene group substituted by one or more groups independently selected from alkyl, halo, alkoxy and haloalkyl, more preferably independently selected from methyl, fluorine, chlorine, bromine, OCH_3 and CF_3 ;

10

According to an embodiment X is oxygen.



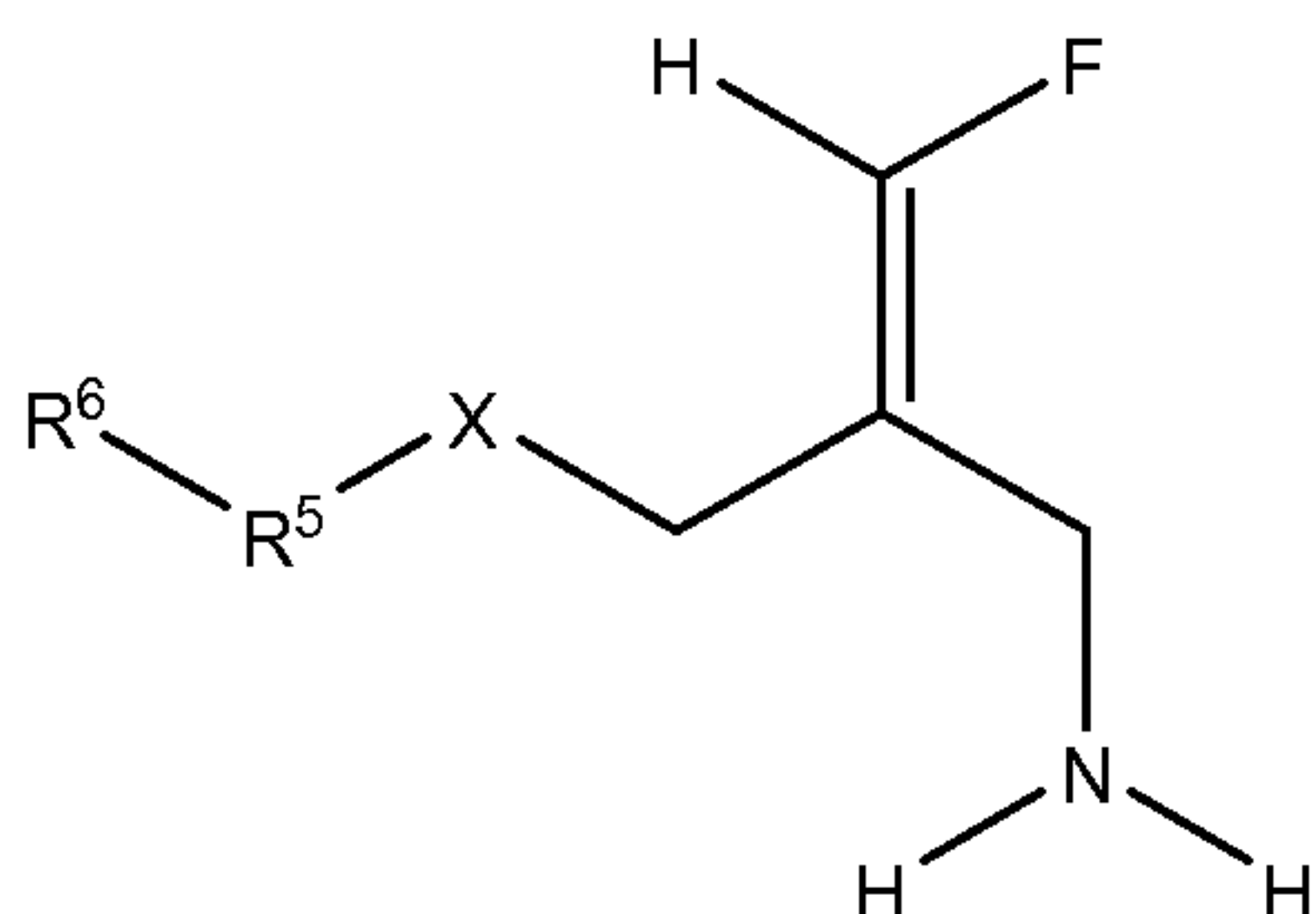
According one embodiment R^6 is

15 According another embodiment R^6 is

According to an embodiment R^7 , R^8 are independently selected from hydrogen and C_{1-6} -alkyl.

20

According to an embodiment, the SSAO/VAP-1 inhibitor is selected from the group G1.1 consisting of compounds of formula (II)



Formula II

or a pharmaceutically acceptable salt thereof, wherein

25 R^5 is an optionally substituted arylene group;

R^6 is selected from

- 20 -



R⁷ and R⁸ are independently selected from the group consisting of hydrogen, optionally substituted C₁₋₆-alkyl and optionally substituted C₃₋₇-cycloalkyl; and

X is oxygen;

5

According to a preferred variant of this embodiment the SSAO/VAP-1 inhibitor is selected from the group G1.1 consisting of compounds of formula (II), wherein

R⁵ is an unsubstituted phenylene group or a phenylene group substituted by one or more groups independently selected from alkyl, halo, alkoxy and haloalkyl, preferably

10 independently selected from methyl, fluorine, chlorine, bromine, OCH₃ and CF₃;

R⁶ is selected from



R⁷ and R⁸ are independently selected from the group consisting of hydrogen, optionally substituted C₁₋₆-alkyl and optionally substituted C₃₋₇-cycloalkyl; and

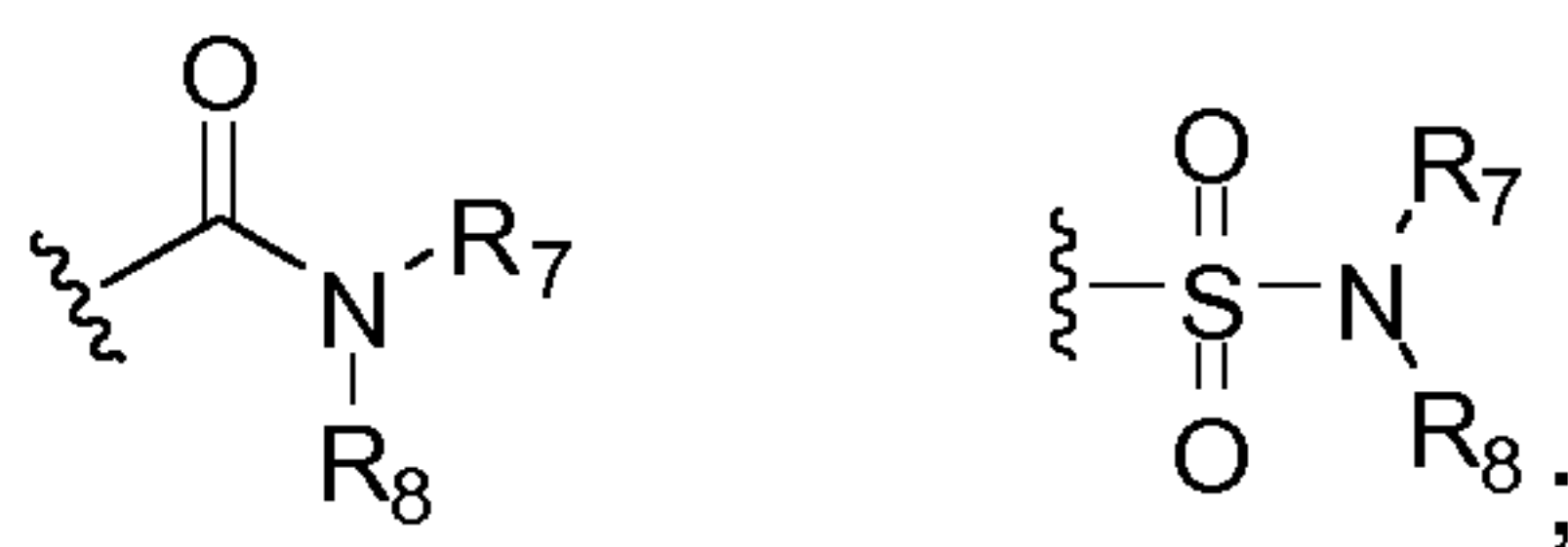
15 X is oxygen.

According to another preferred variant of this embodiment the SSAO/VAP-1 inhibitor is selected from the group G1.1 consisting of compounds of formula (II), wherein

R⁵ is an unsubstituted phenylene group or a phenylene group substituted by one or more groups independently selected from alkyl, halo, alkoxy and haloalkyl, preferably

20 independently selected from methyl, fluorine, chlorine, bromine, OCH₃ and CF₃;

R⁶ is selected from

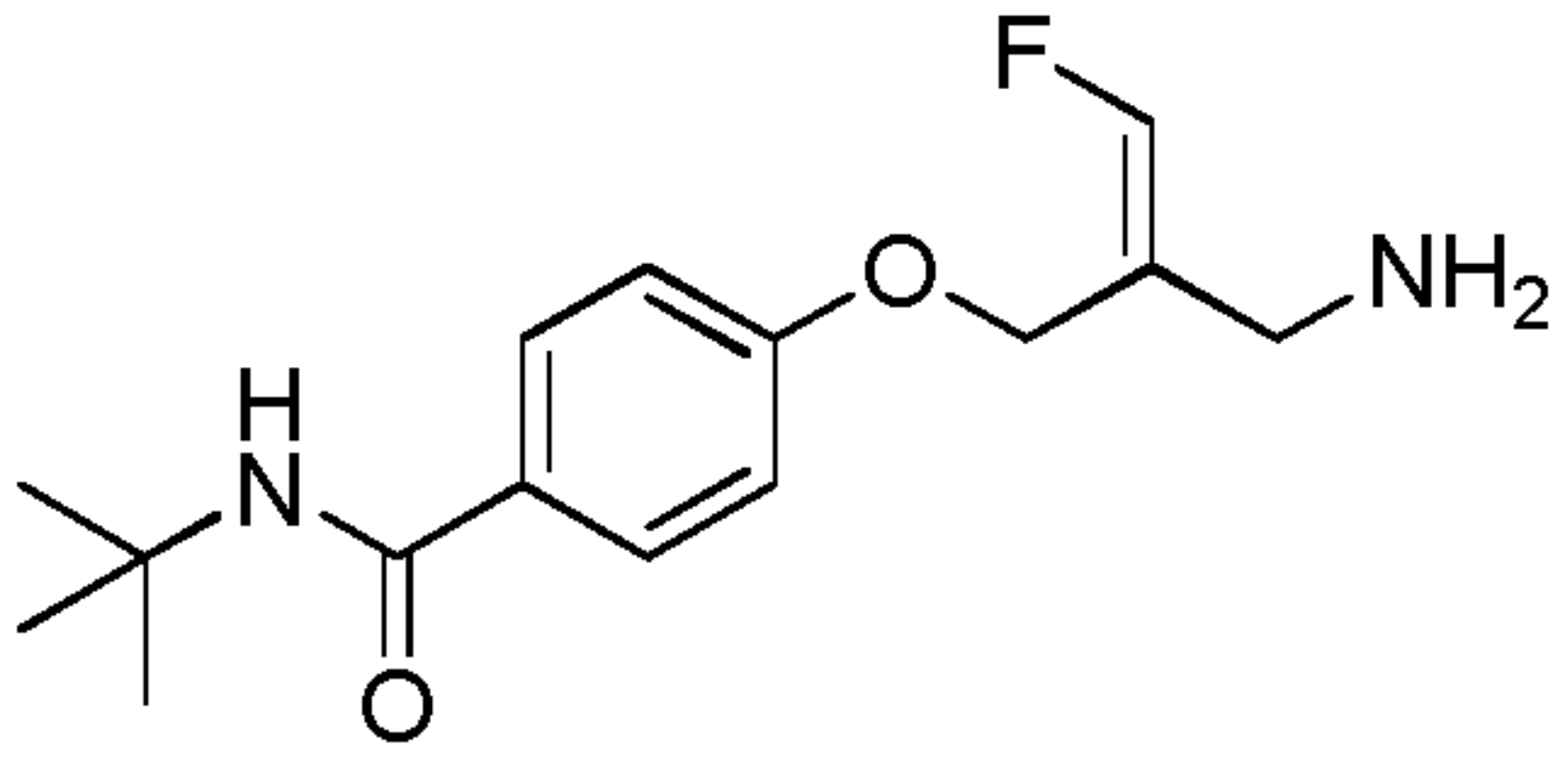
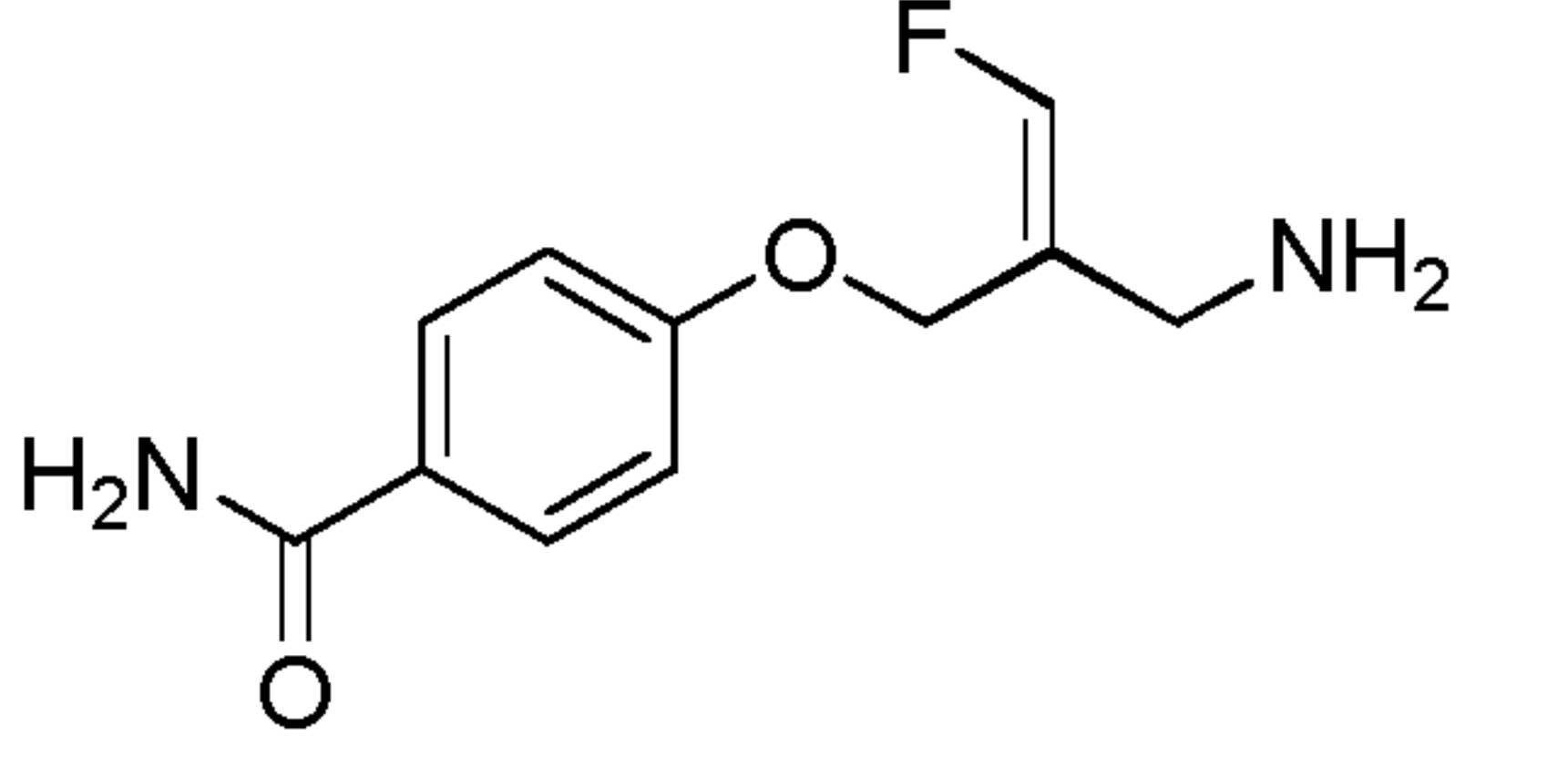
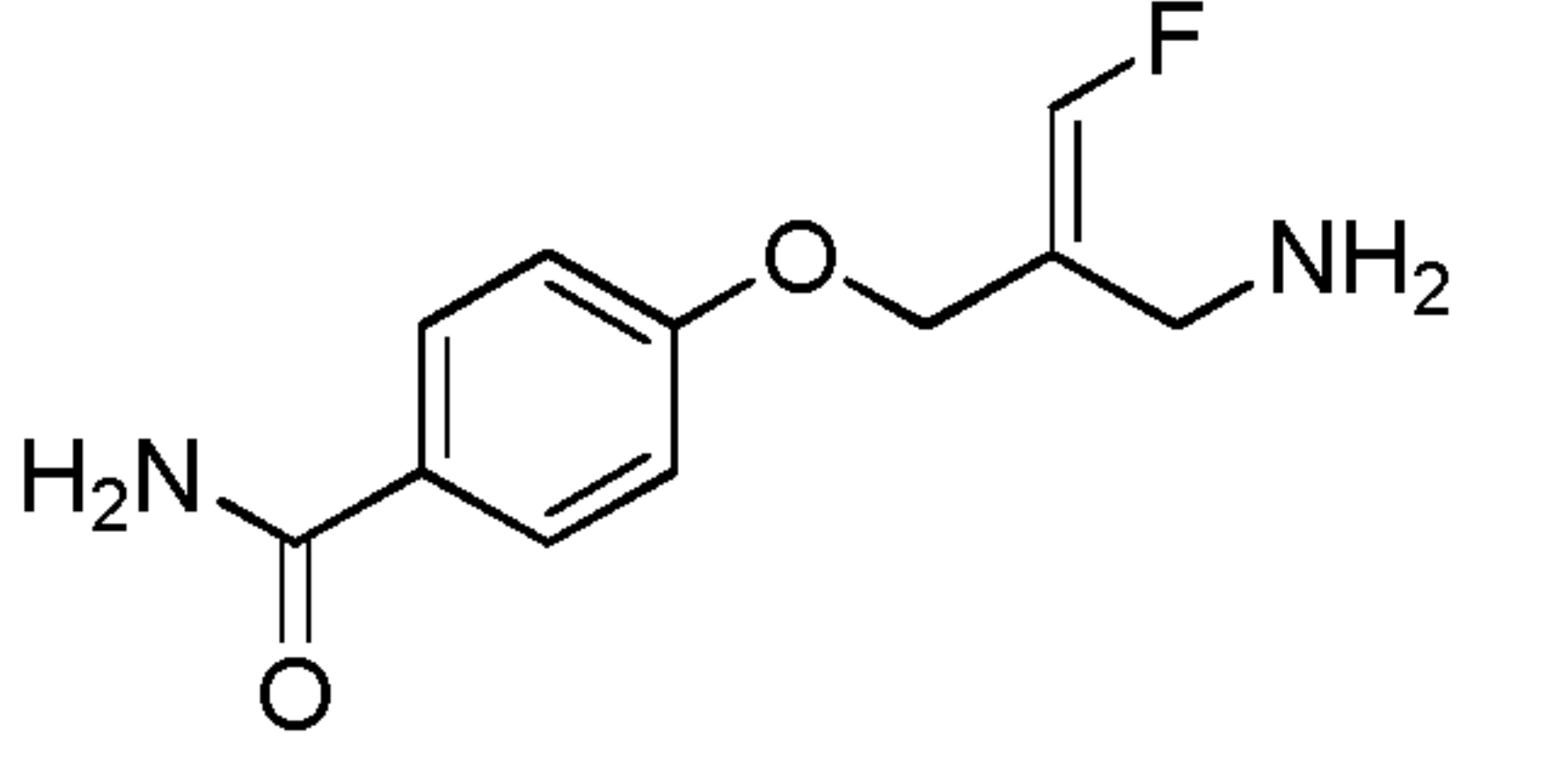
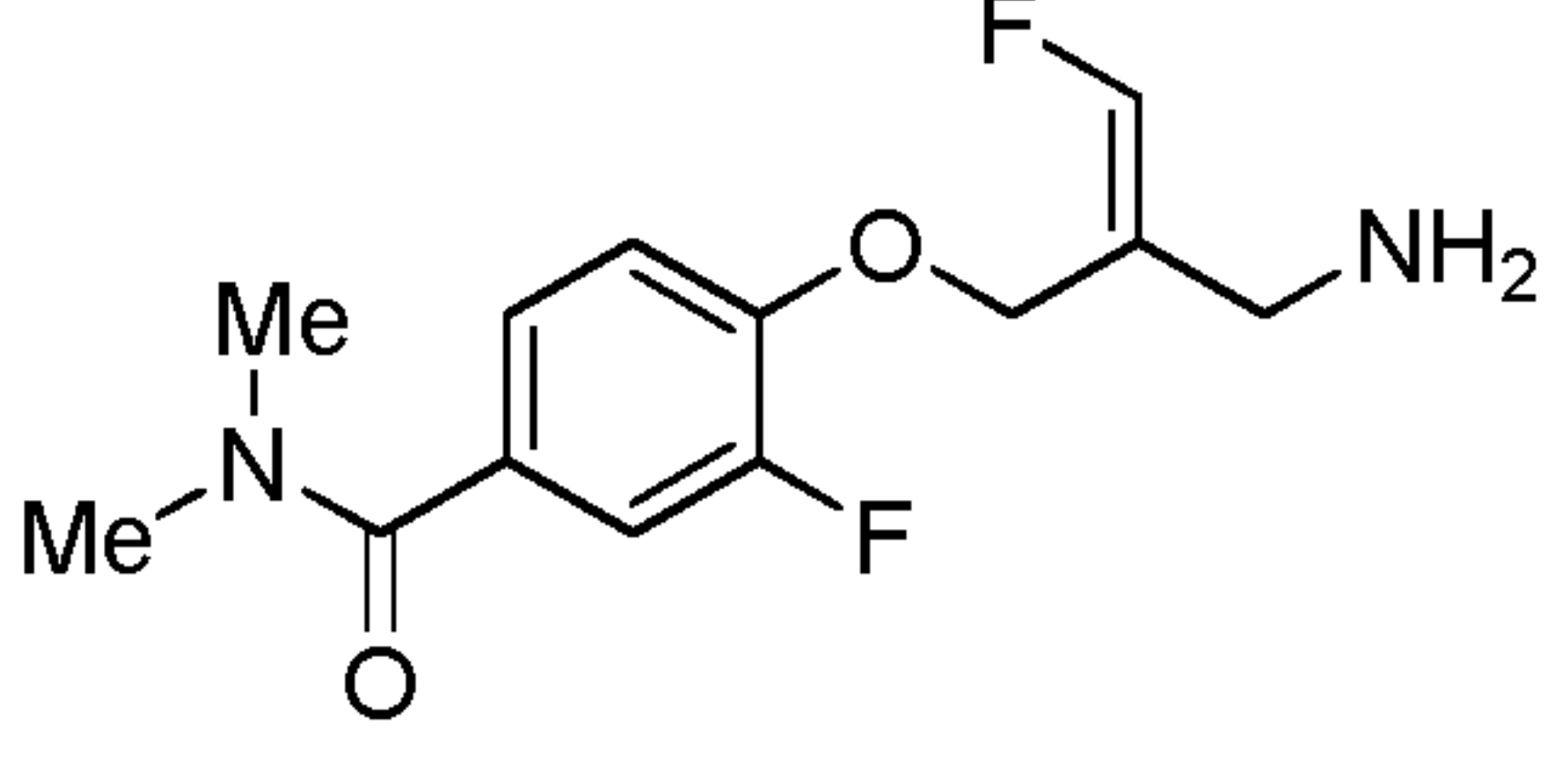
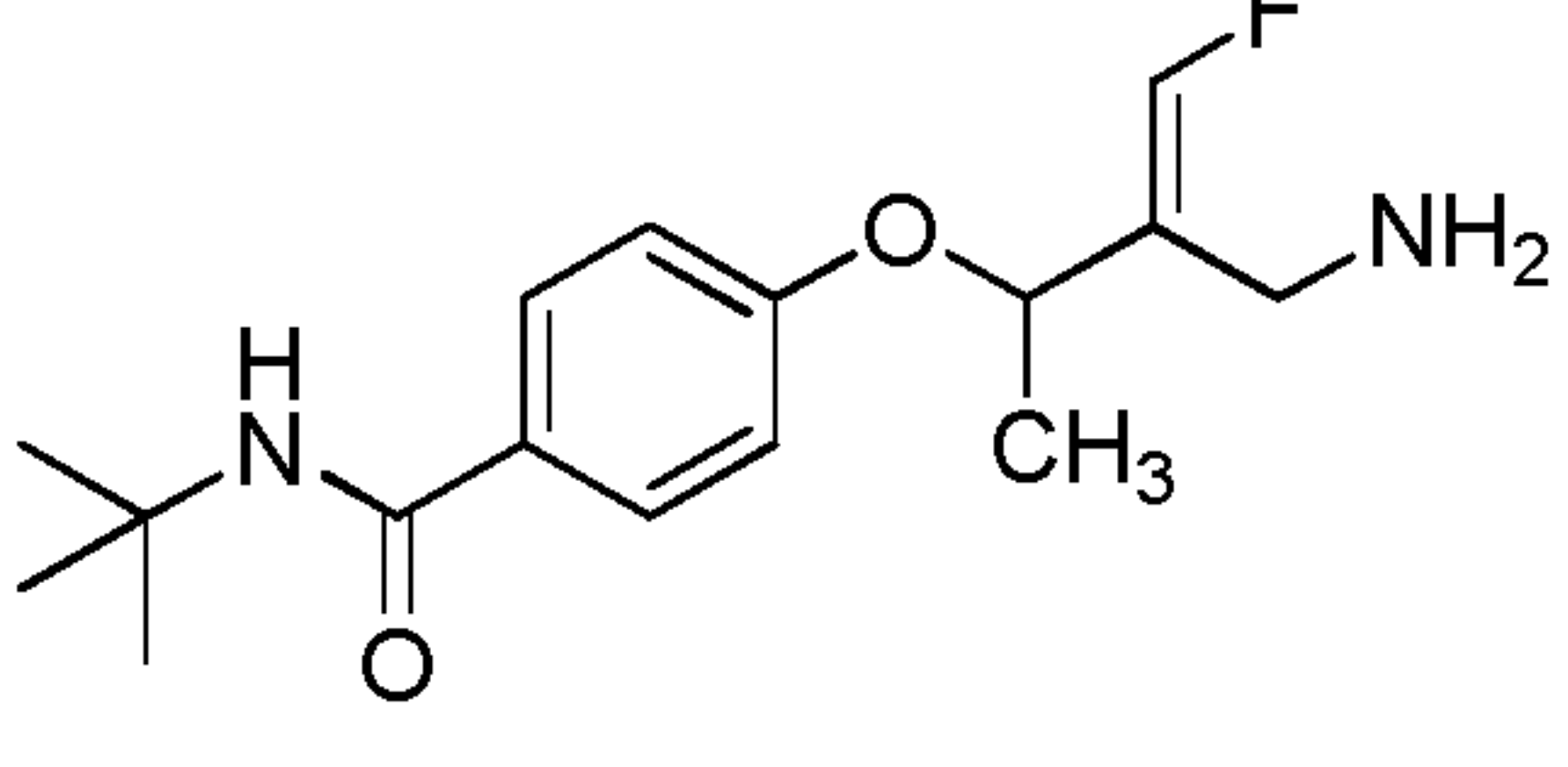
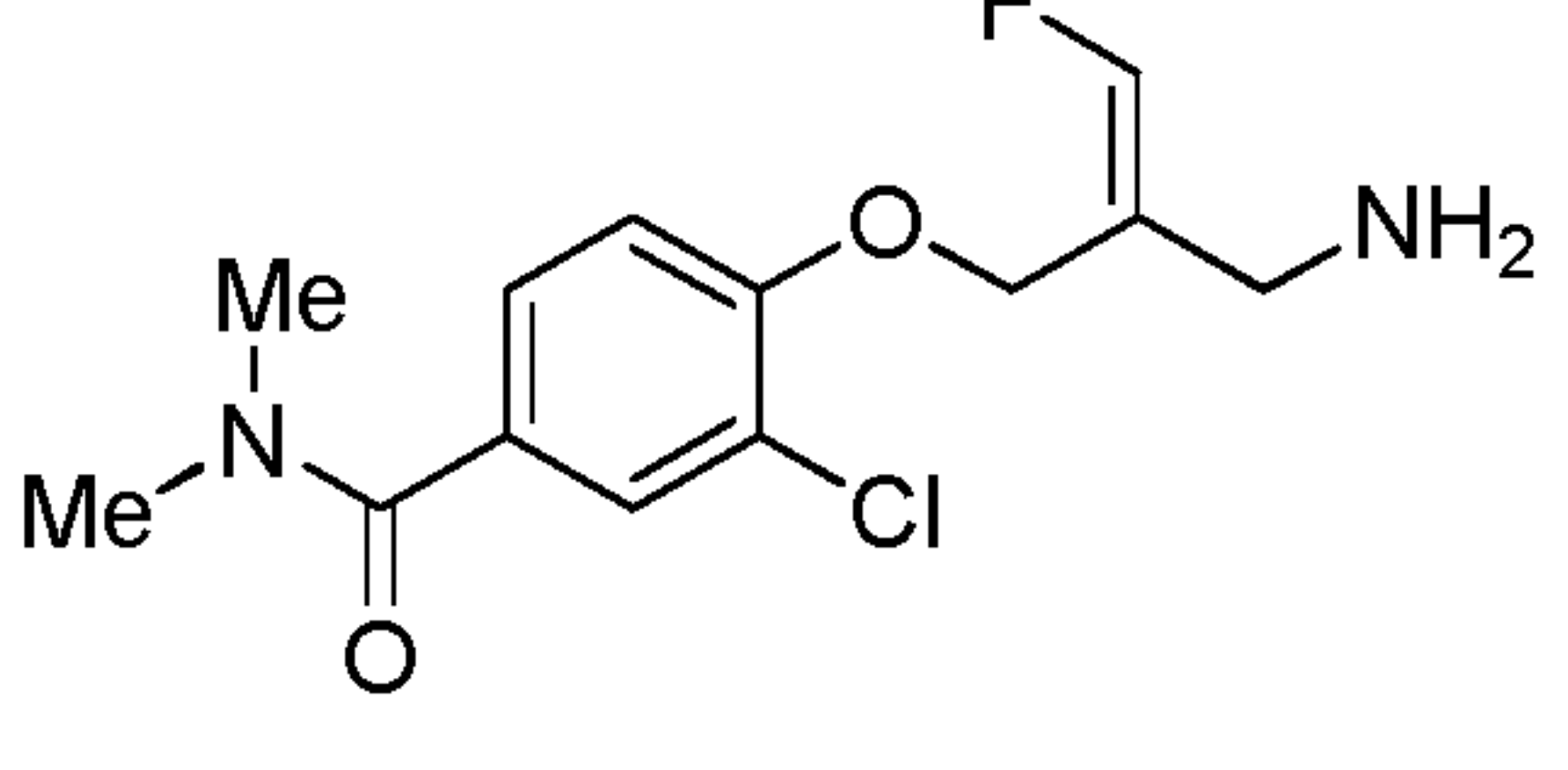


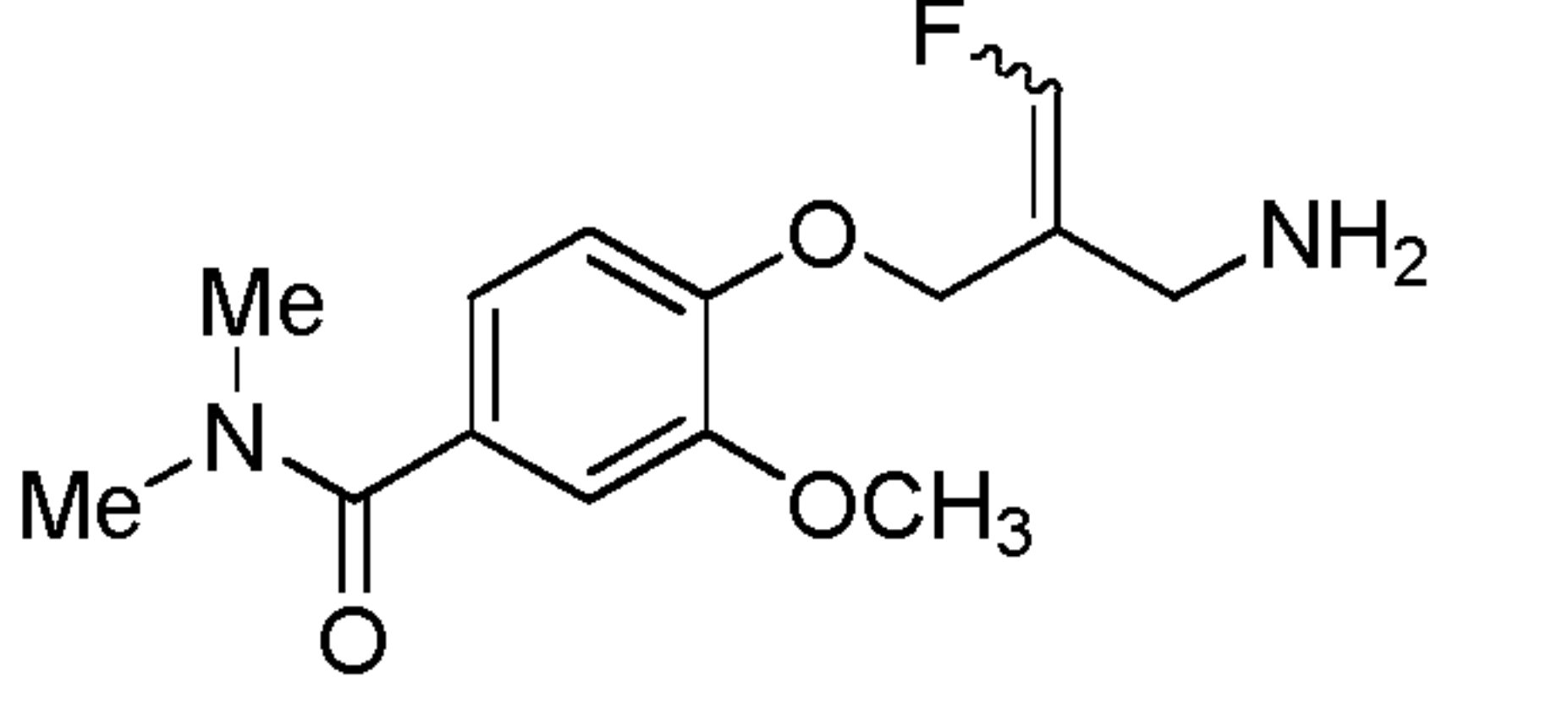
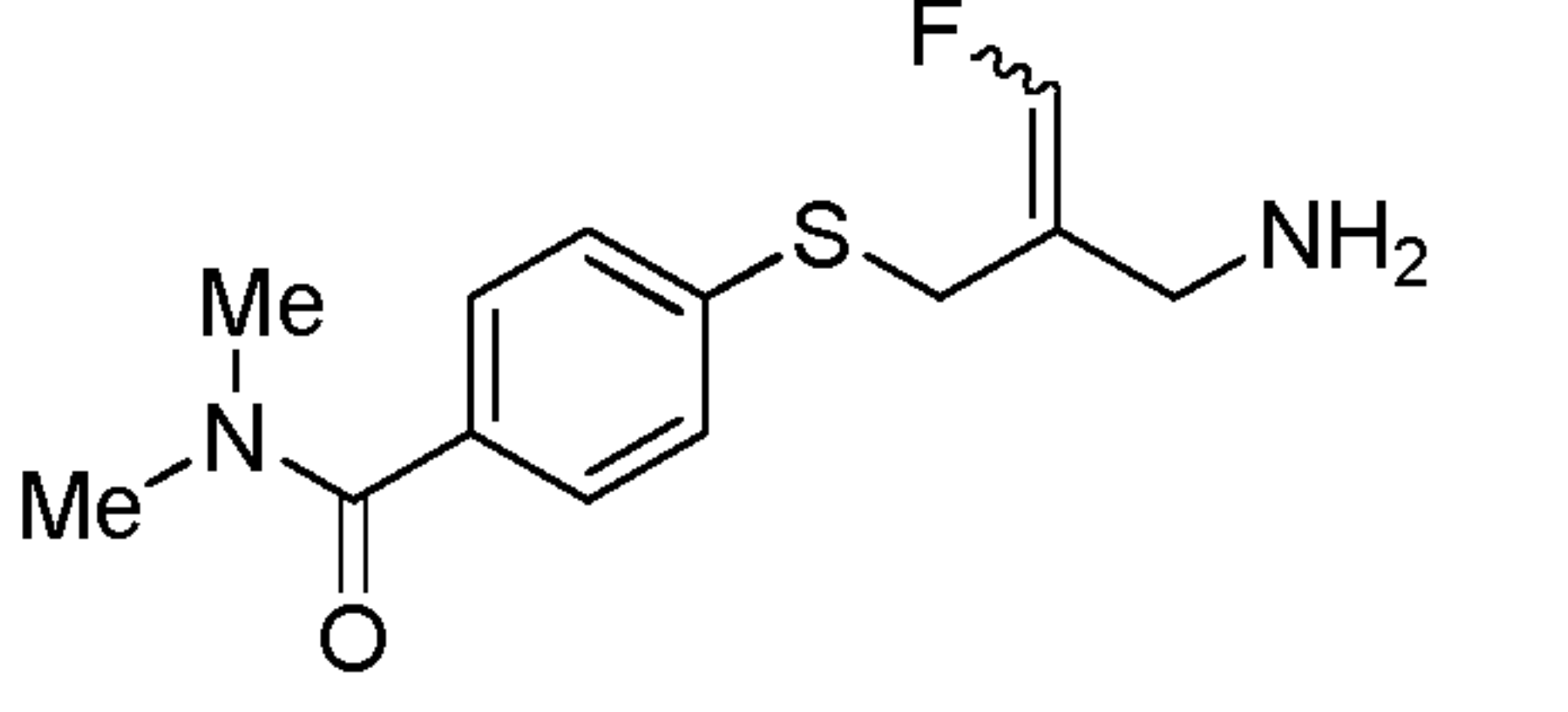
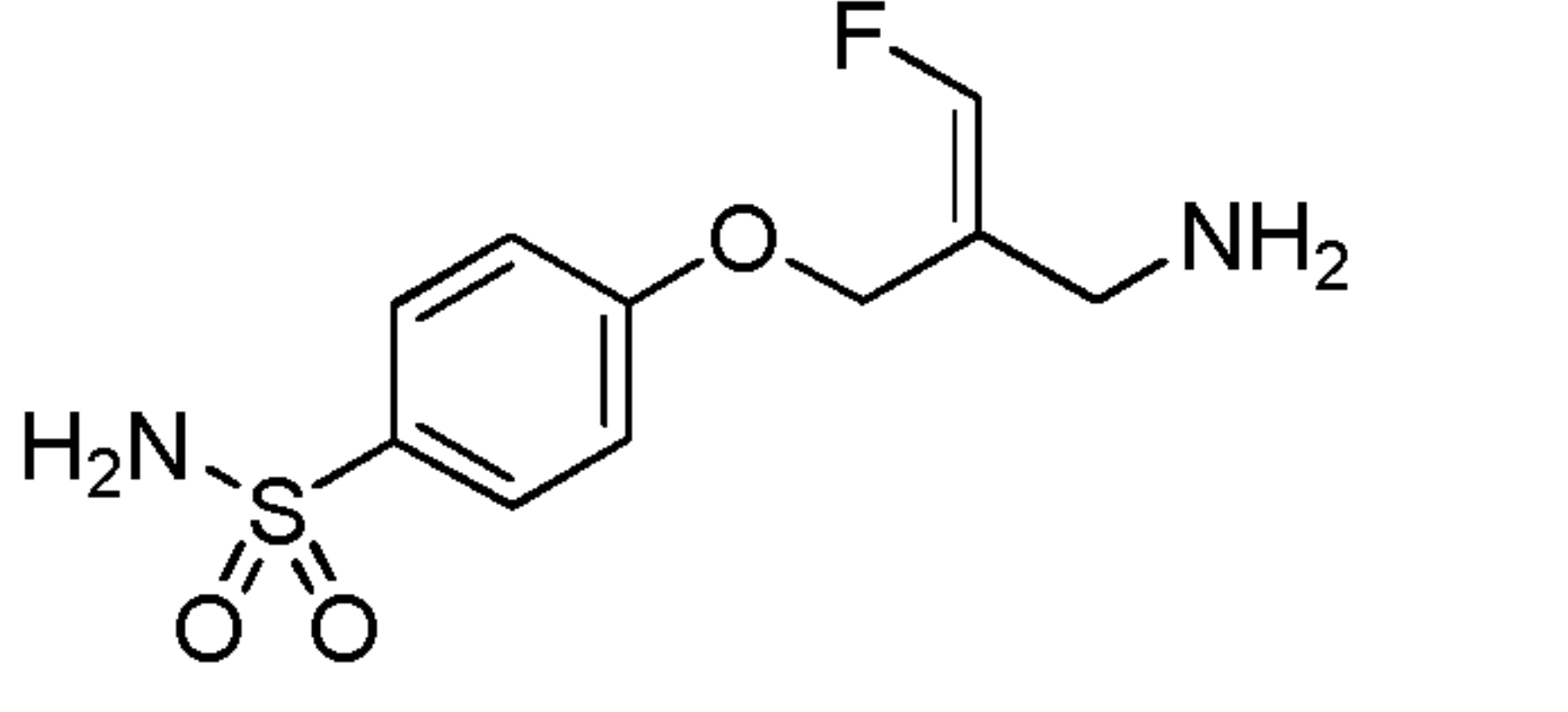
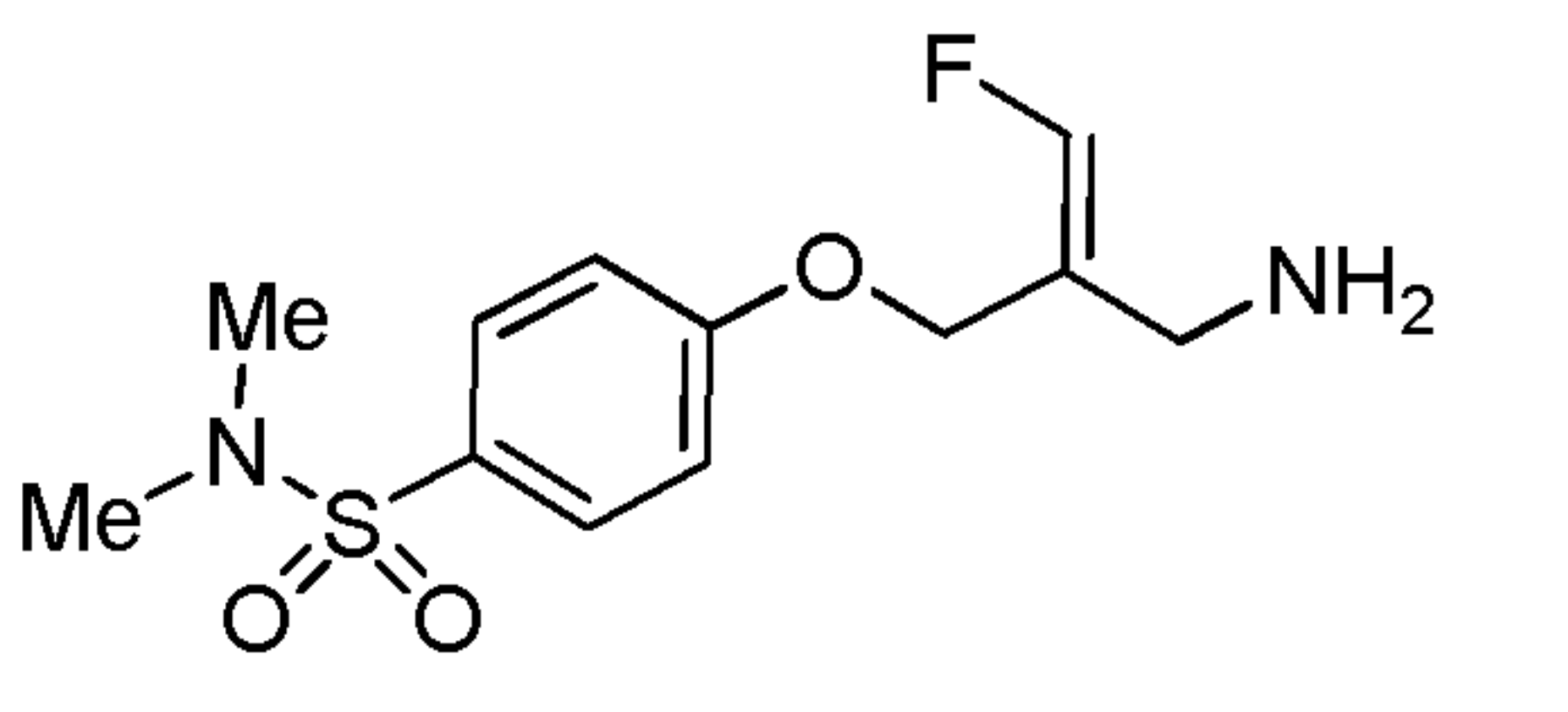
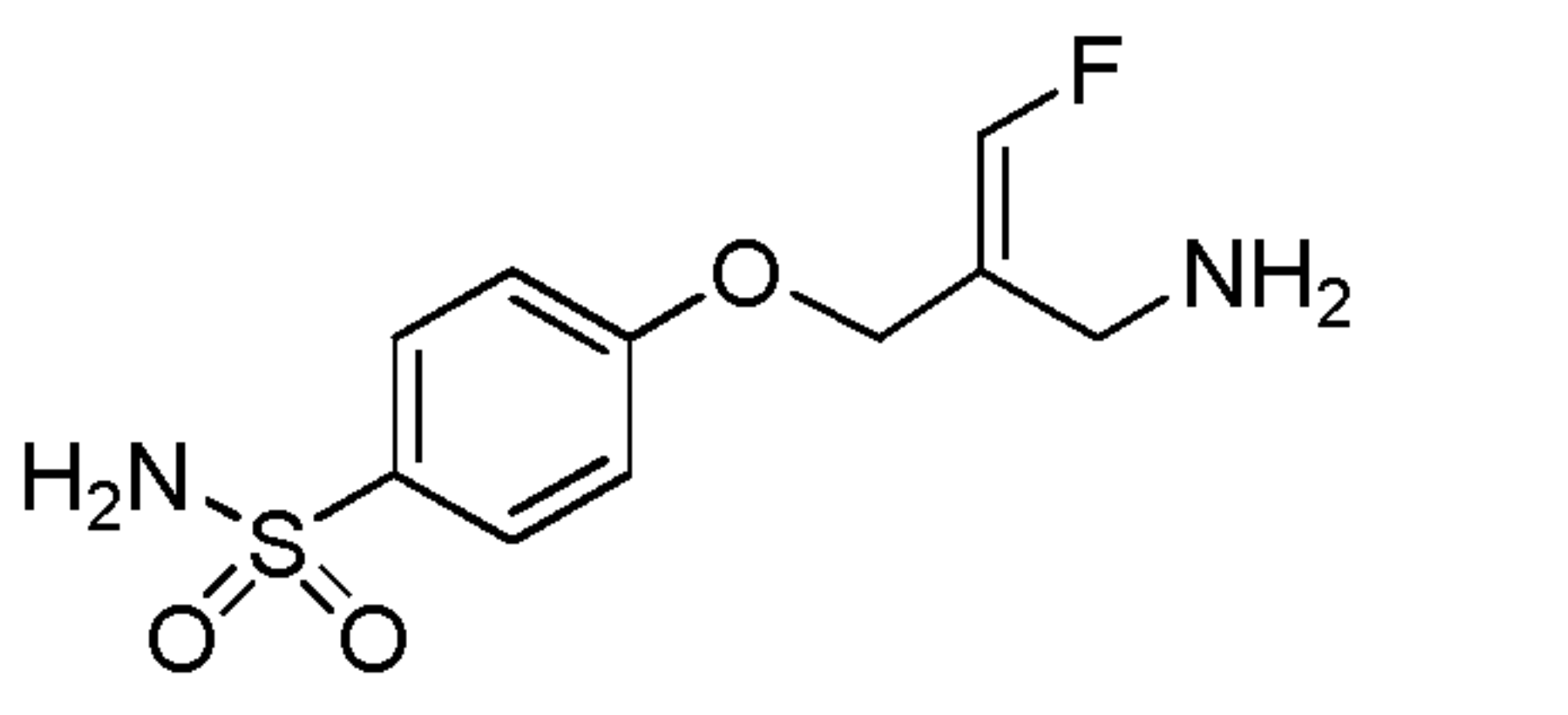
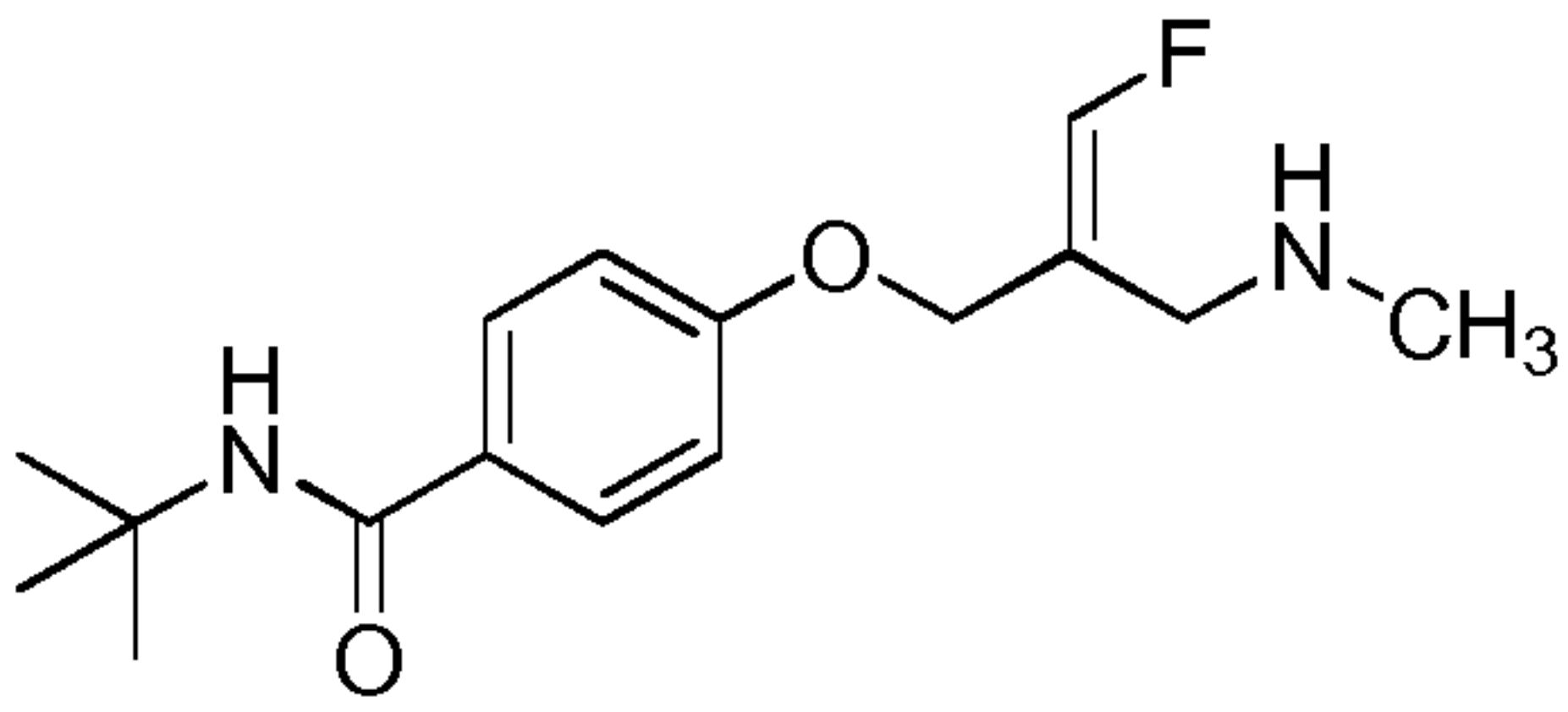
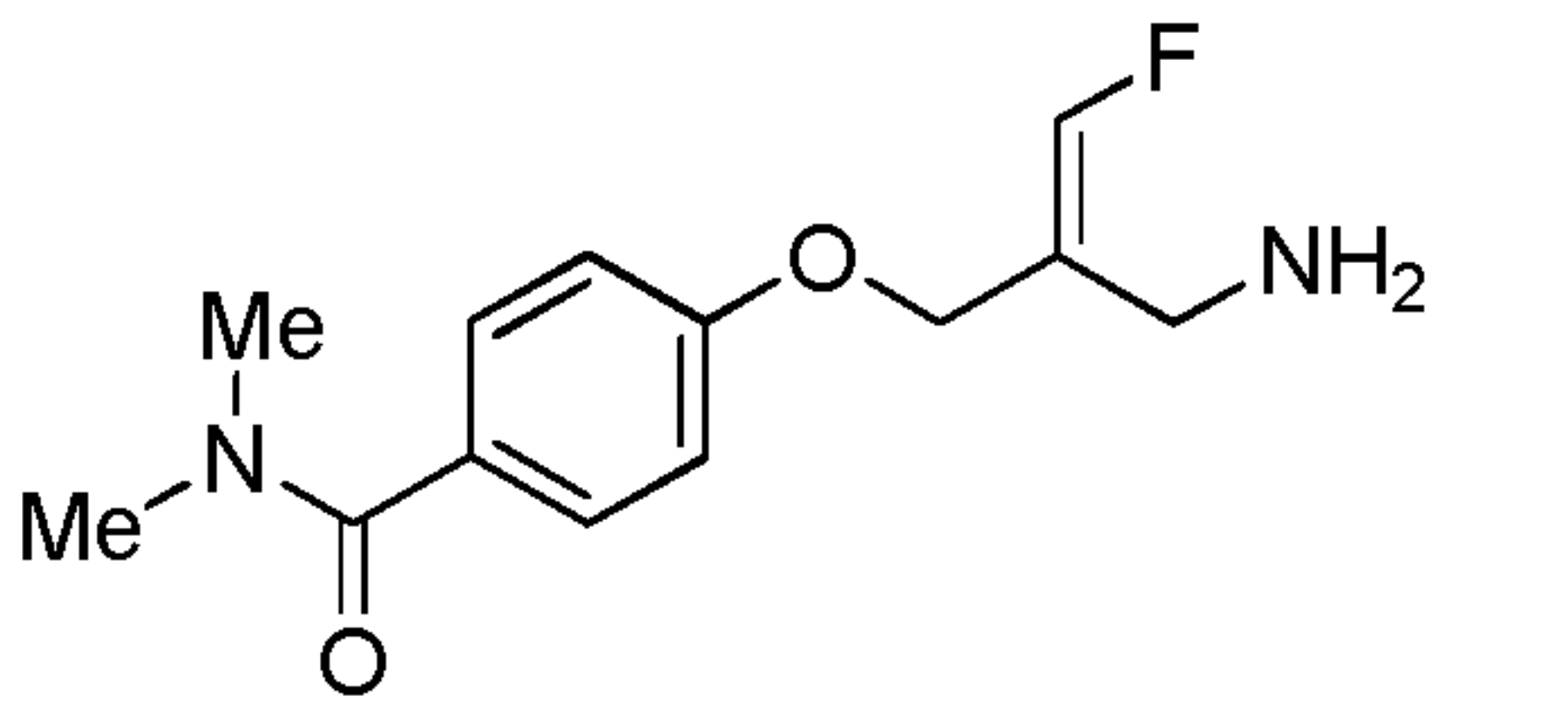
25 R⁷ and R⁸ are independently selected from the group consisting of hydrogen and C₁₋₆alkyl; and

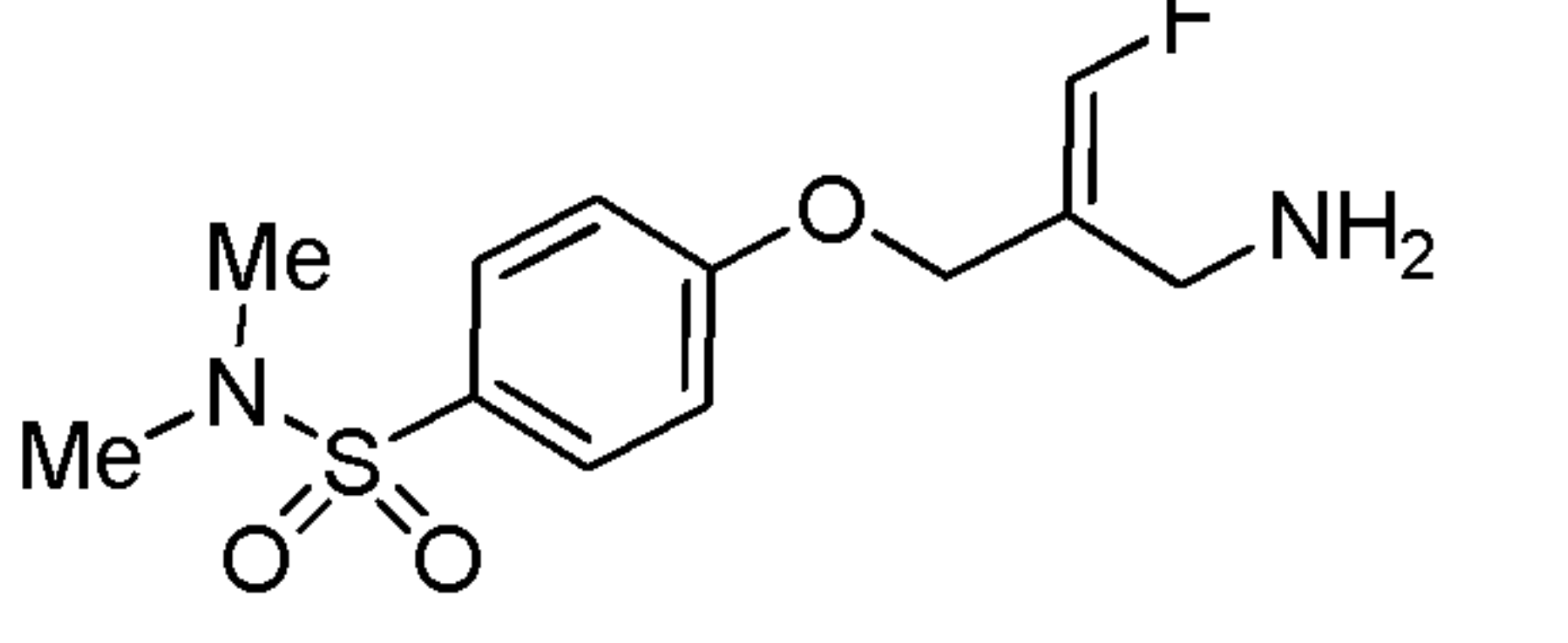
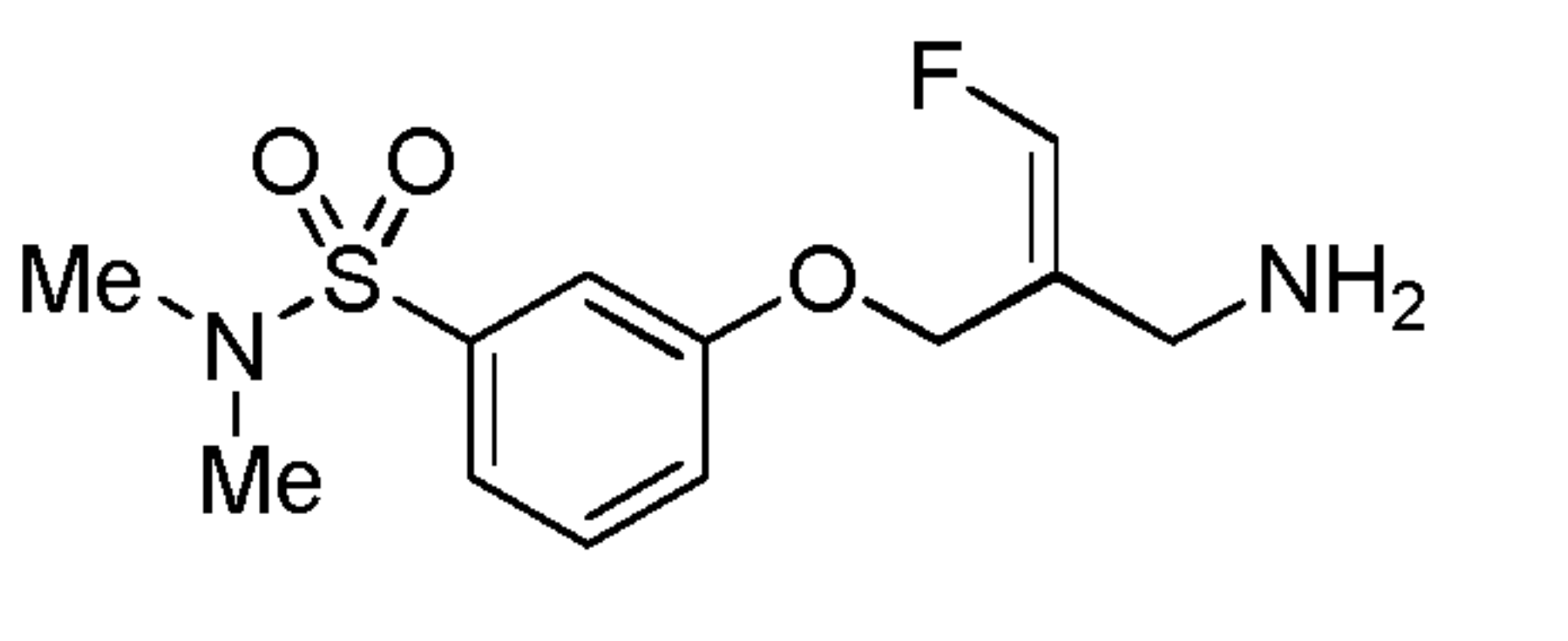
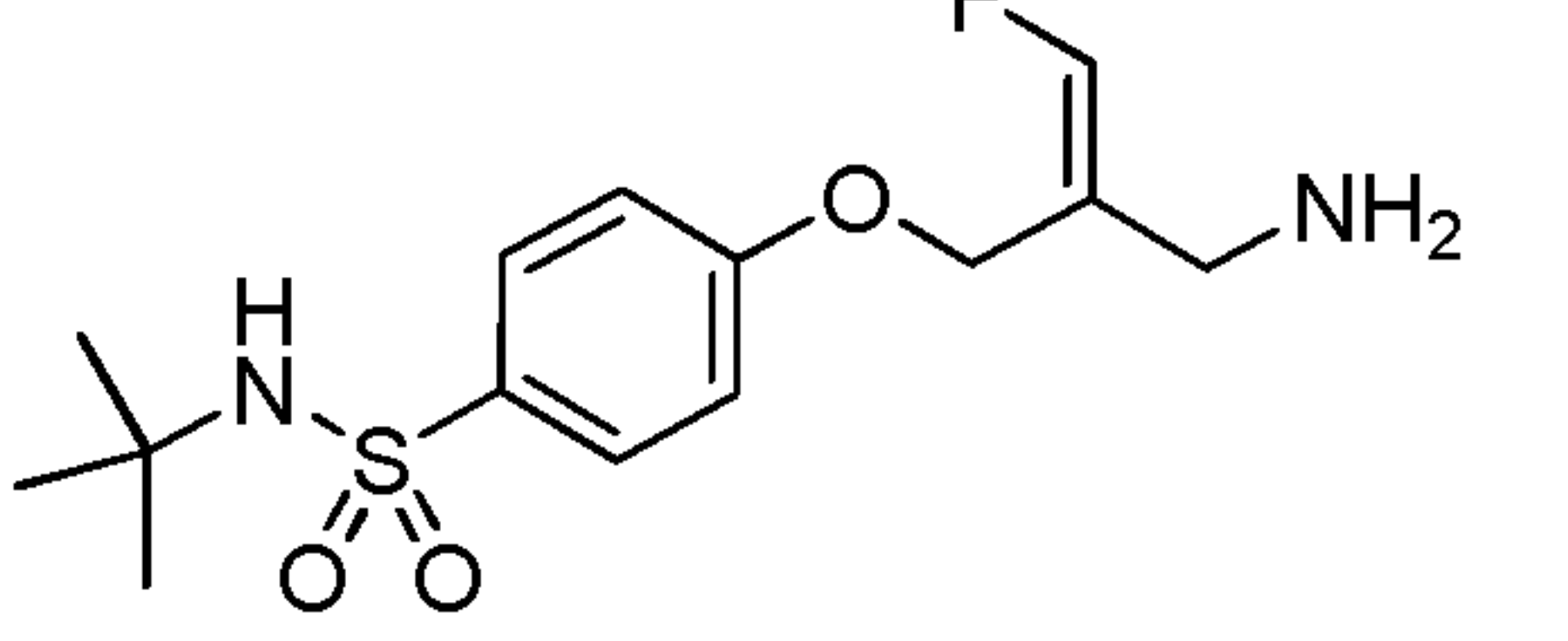
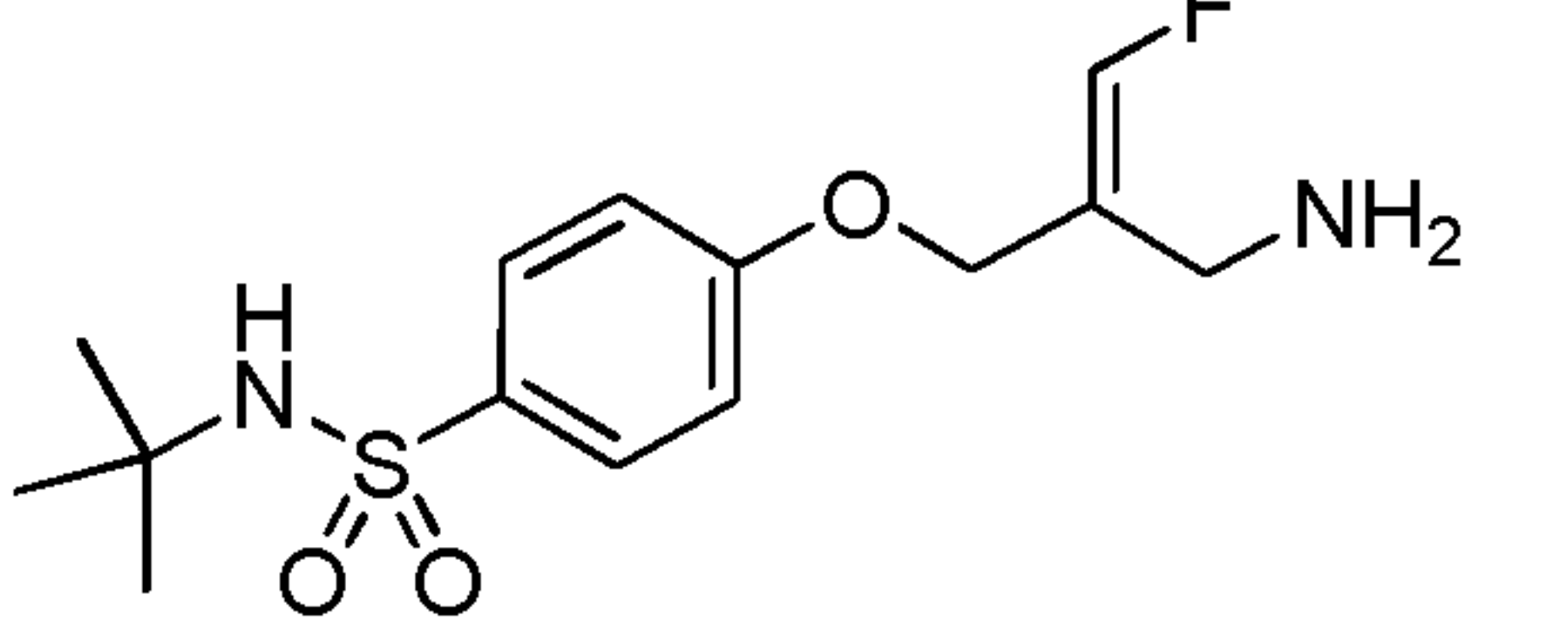
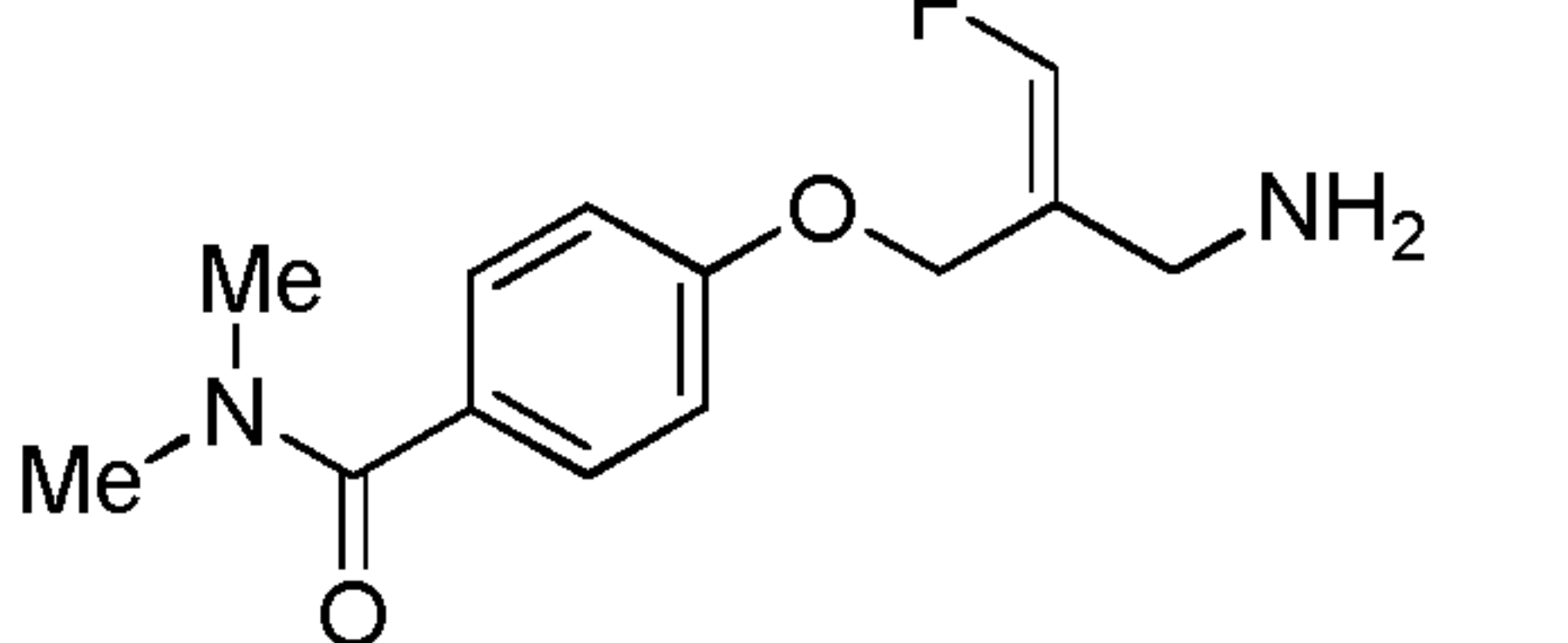
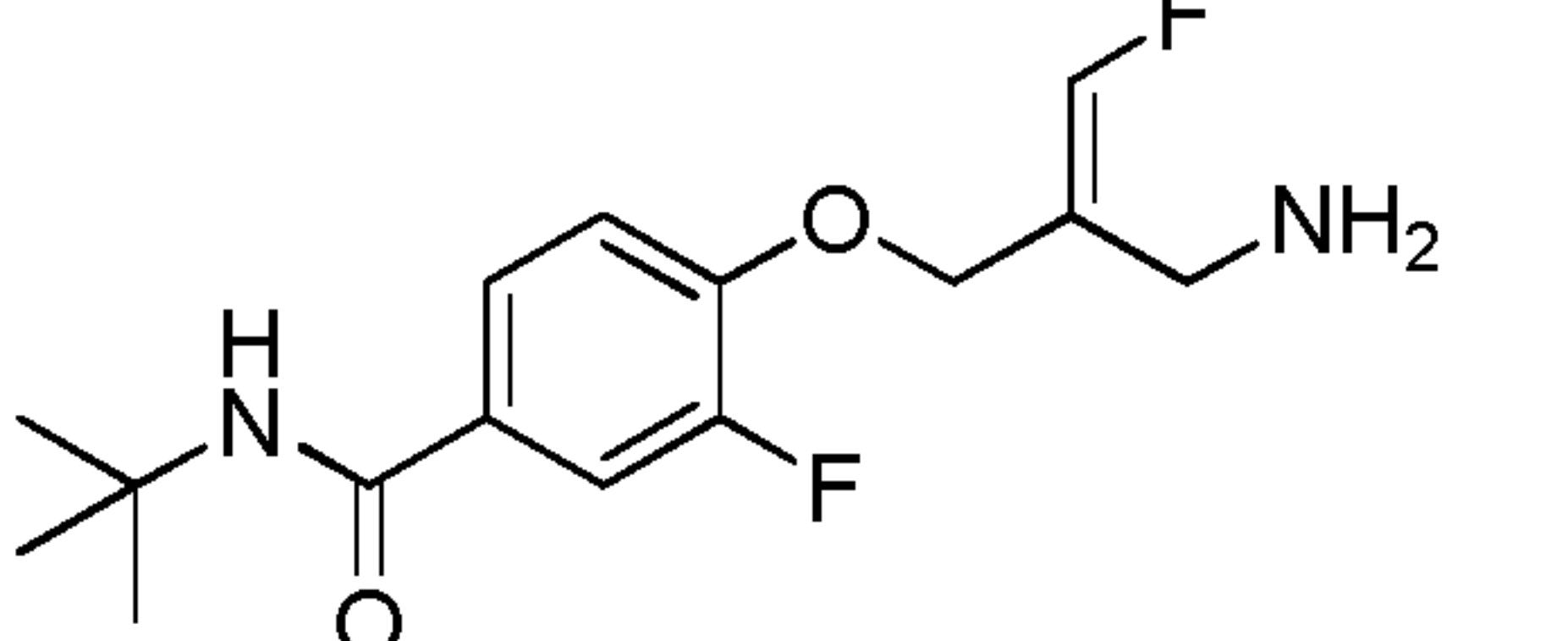
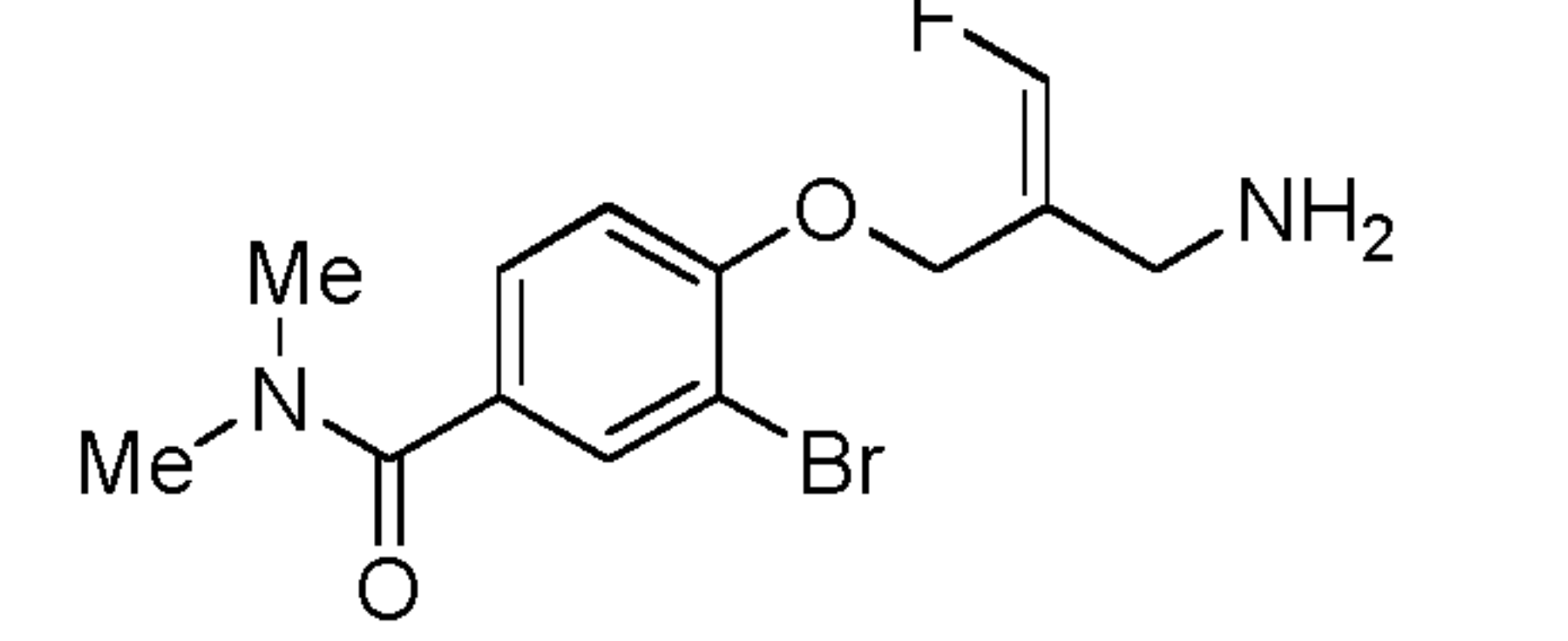
X is oxygen.

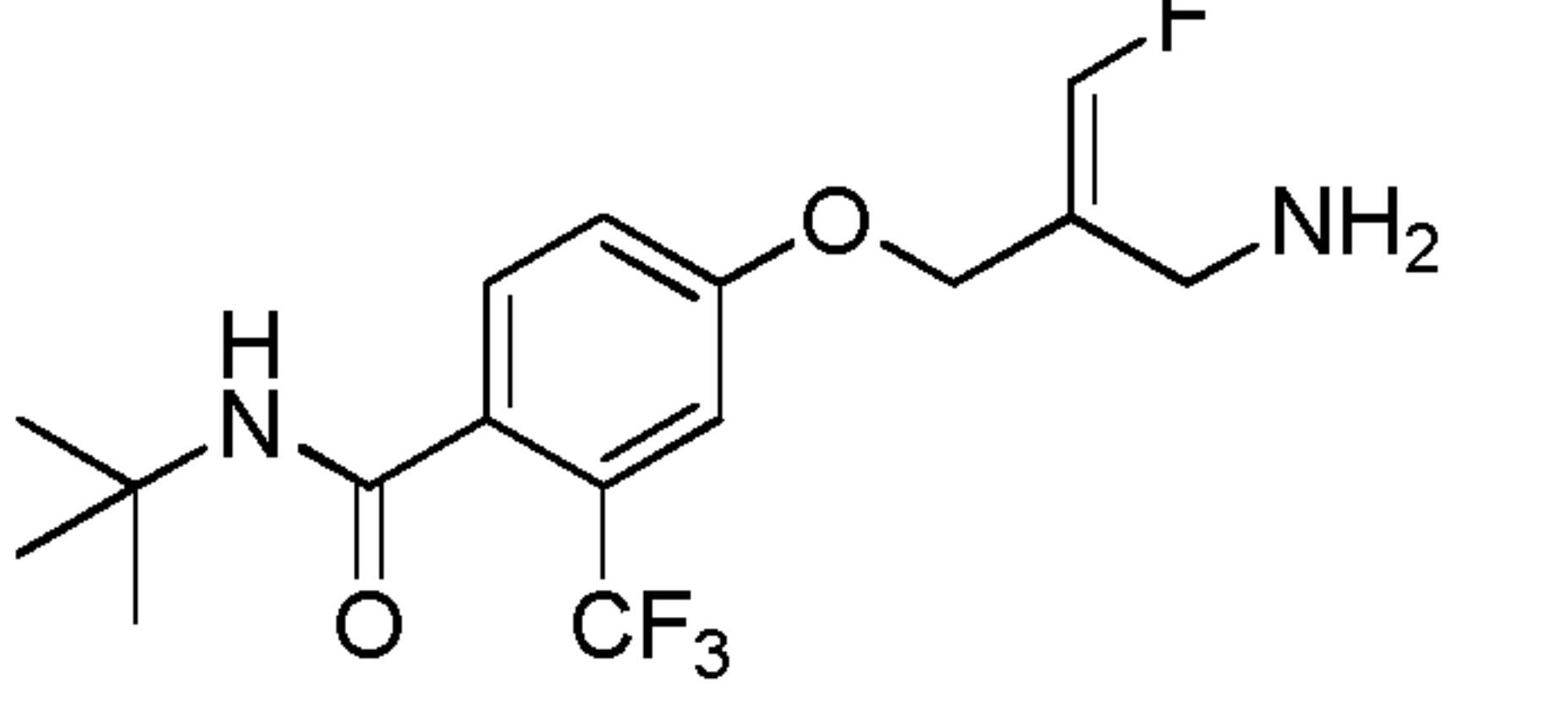
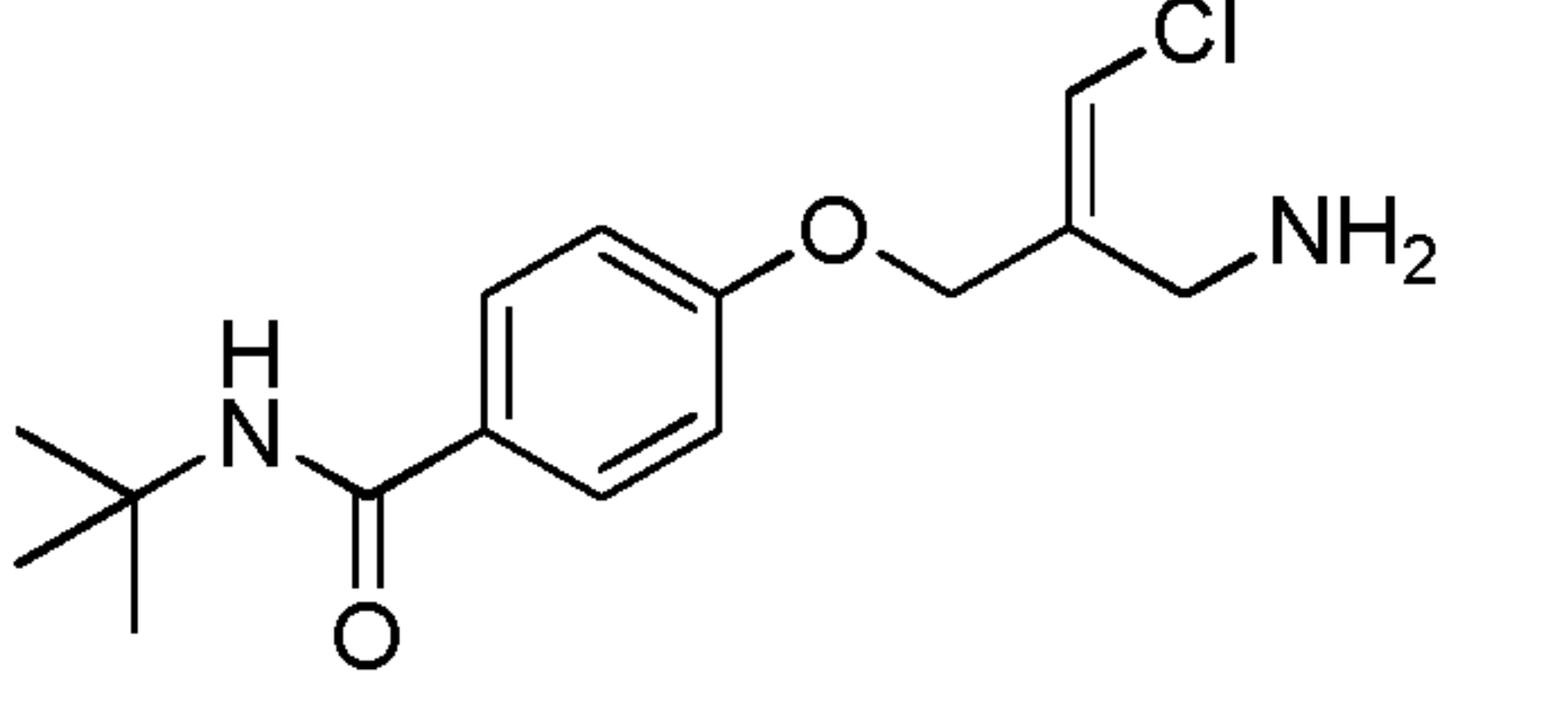
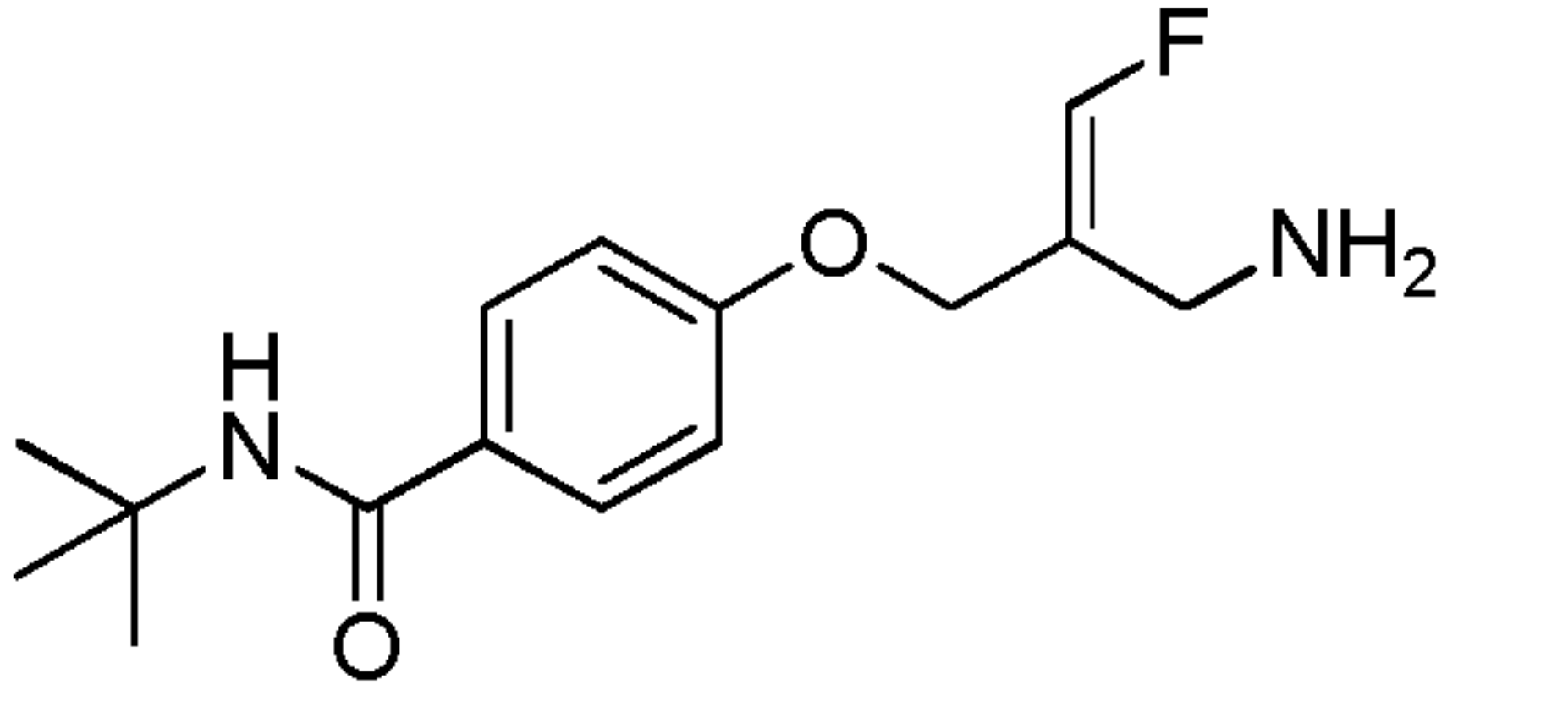
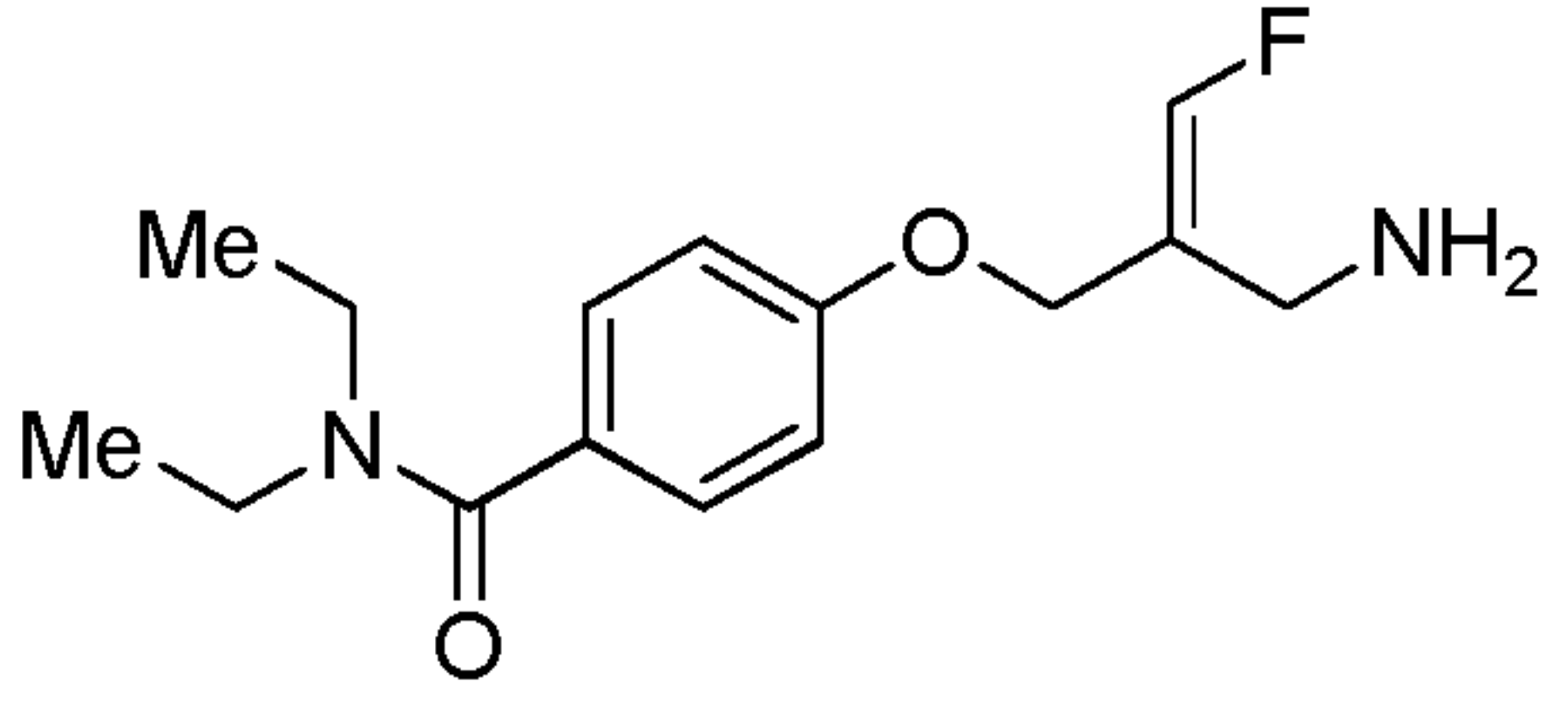
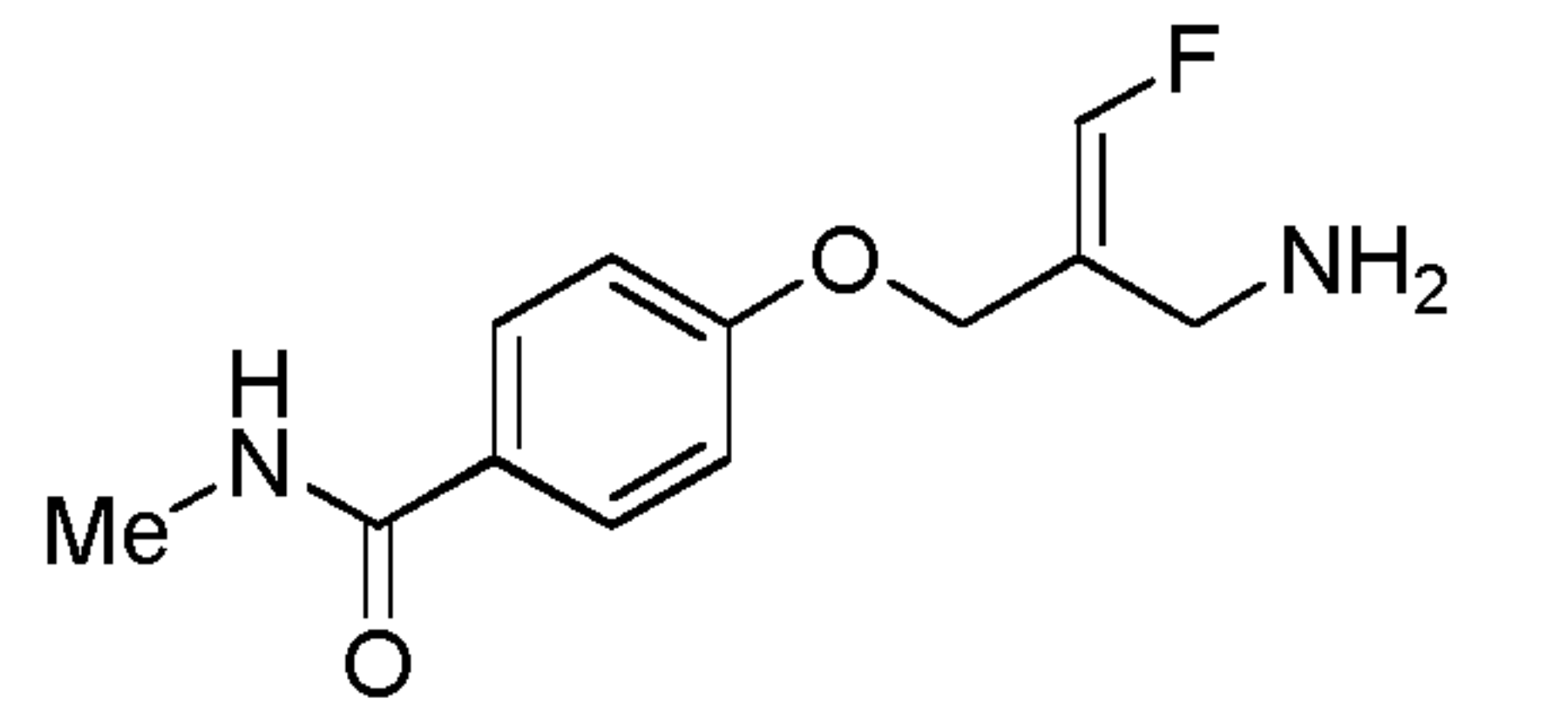
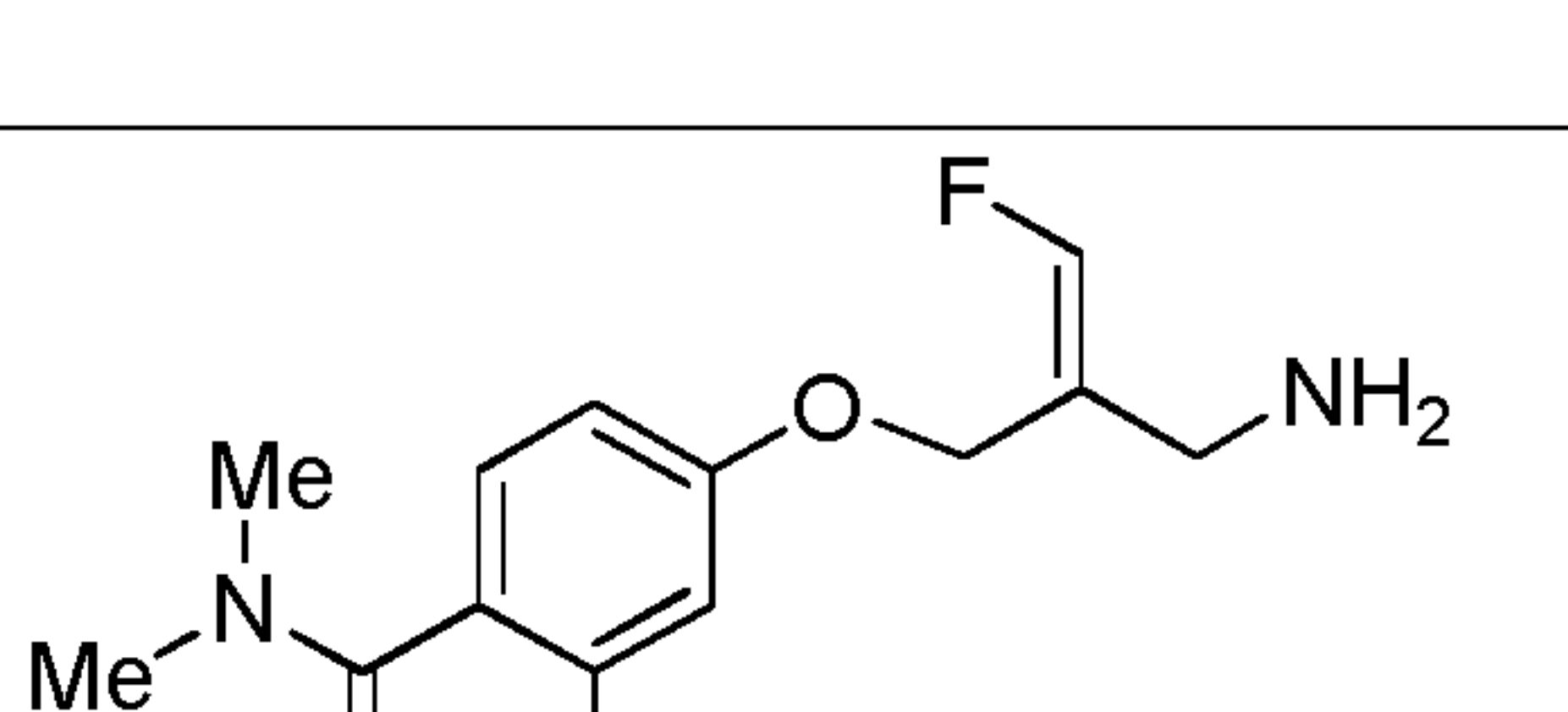
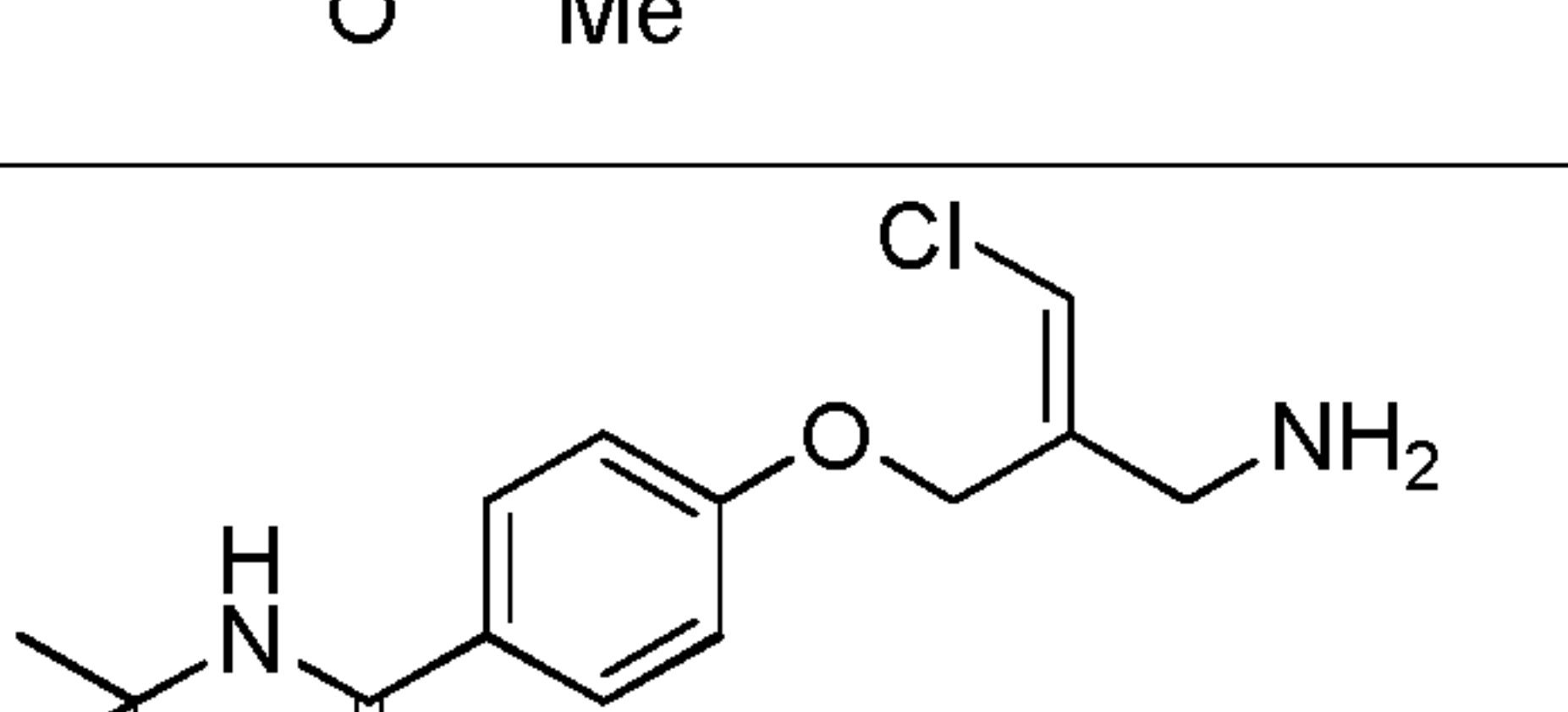
Preferred SSAO/VAP-1 inhibitor compounds of the formula (I) are selected from the group G1.2 consisting of compounds (1) to (39) set forth in Table 1 or a pharmaceutically acceptable salts thereof.

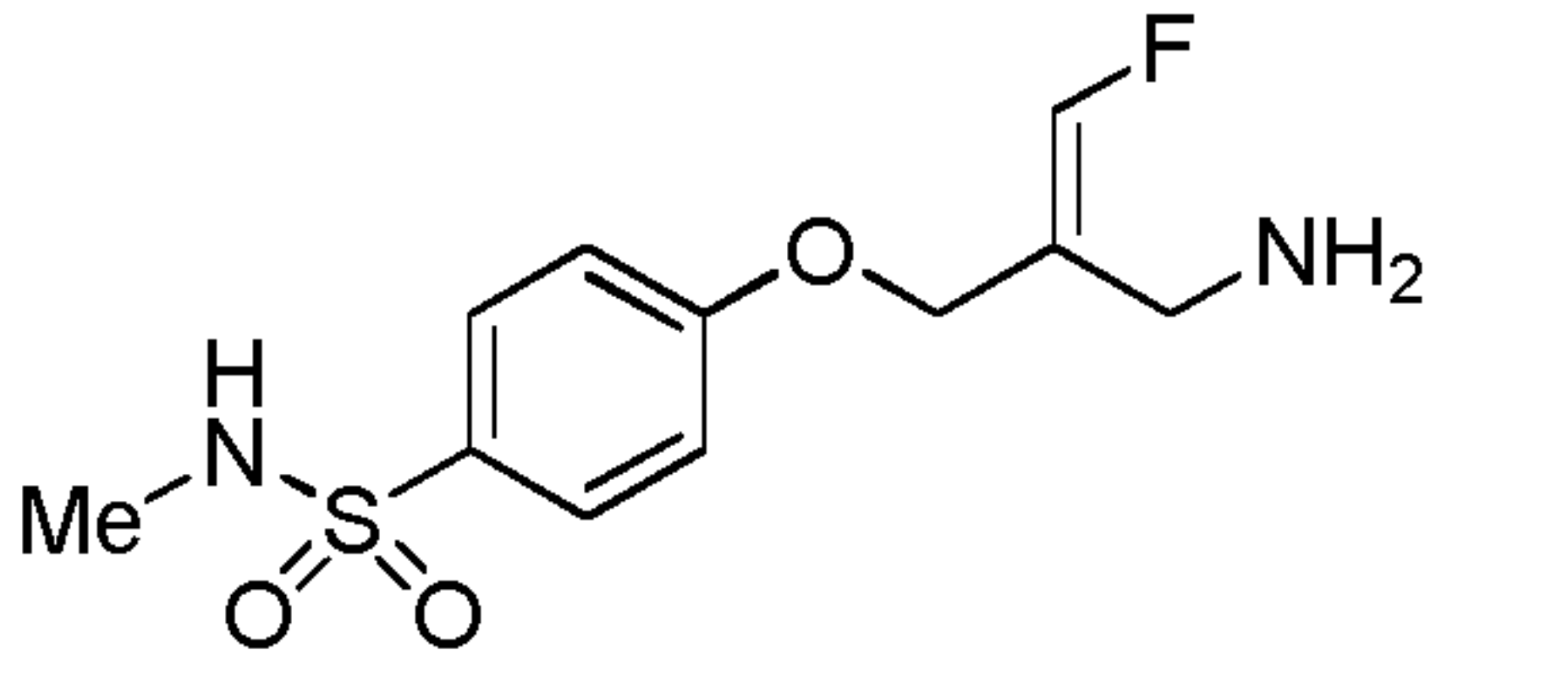
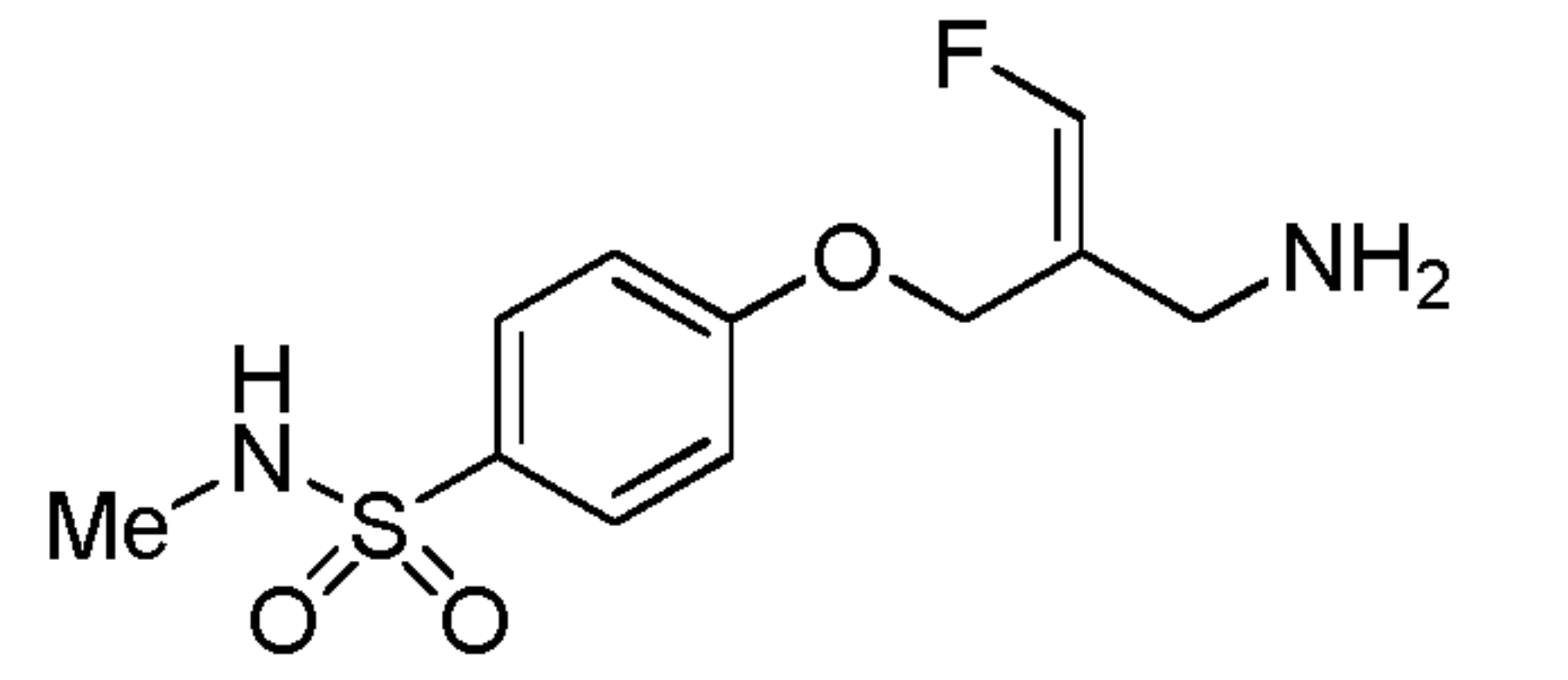
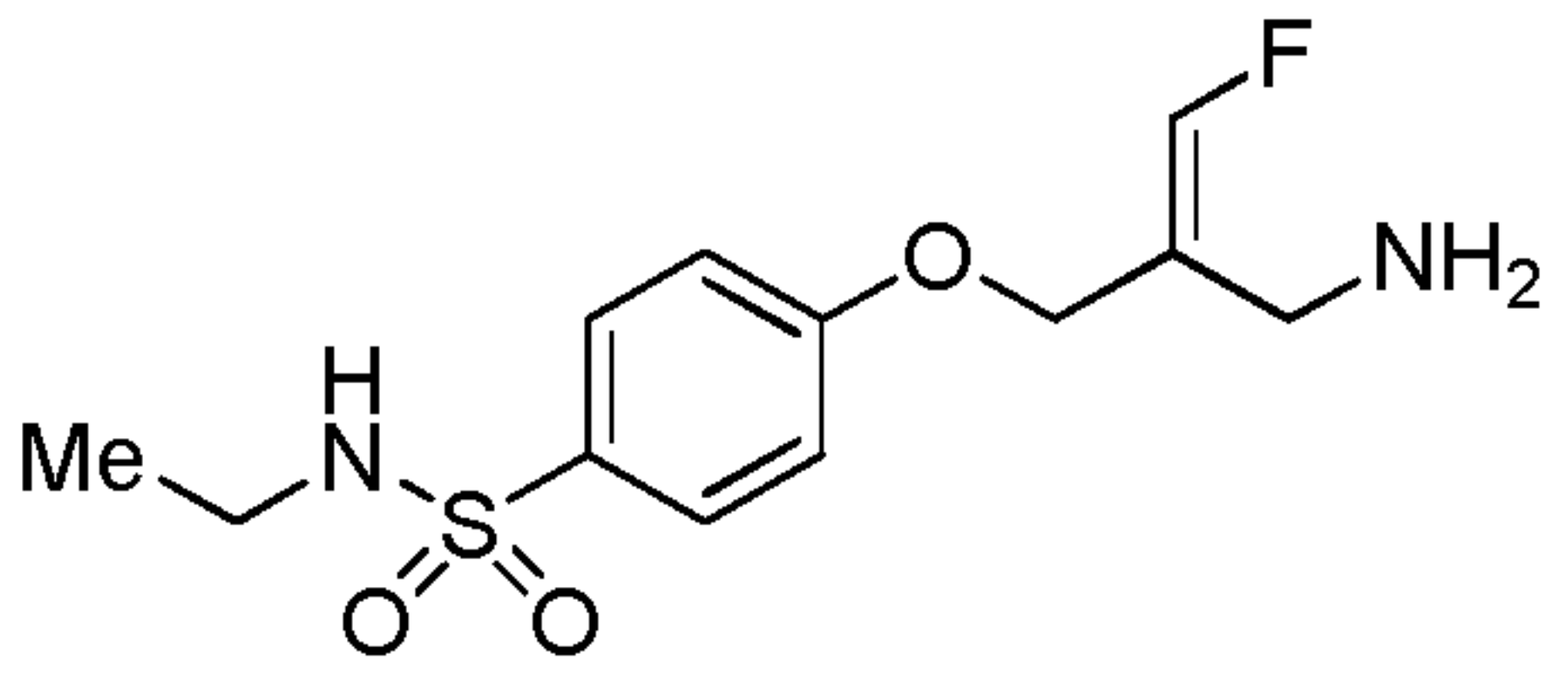
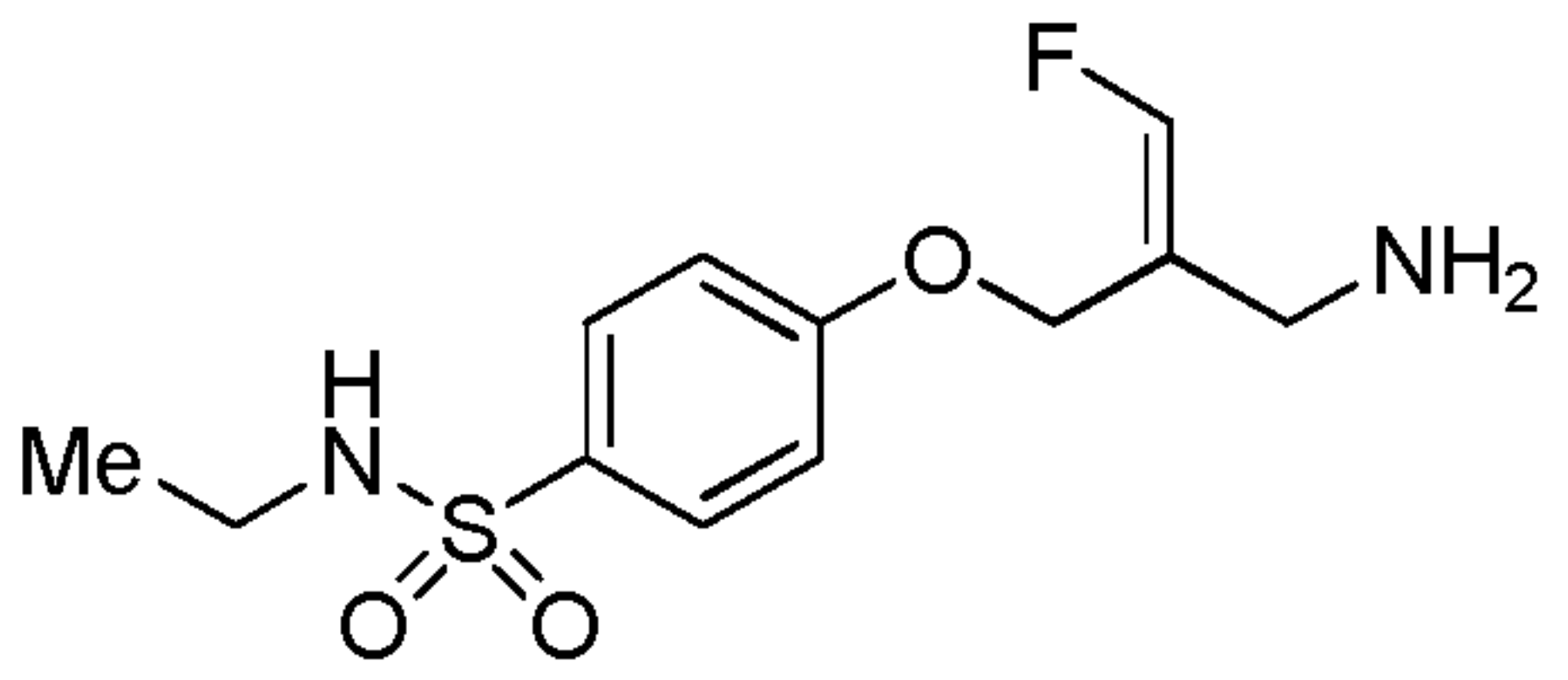
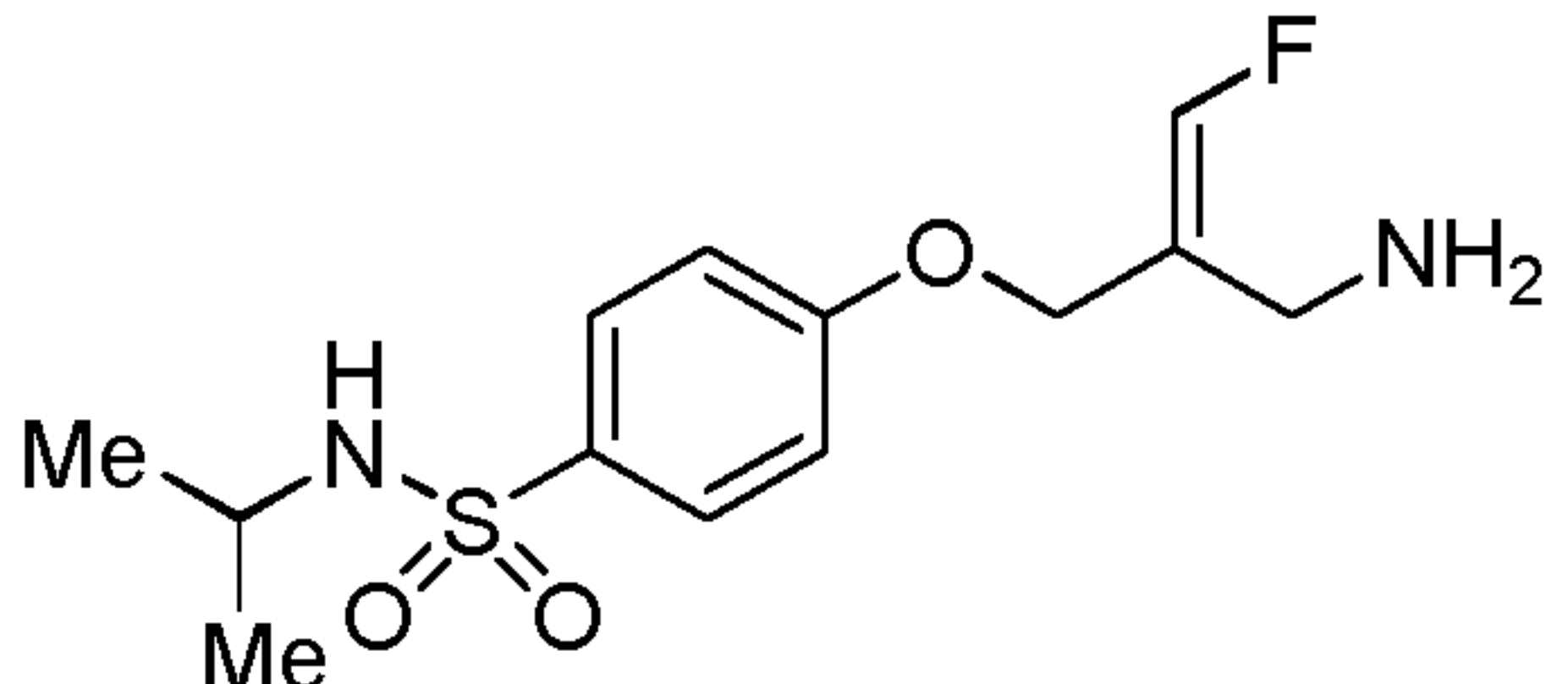
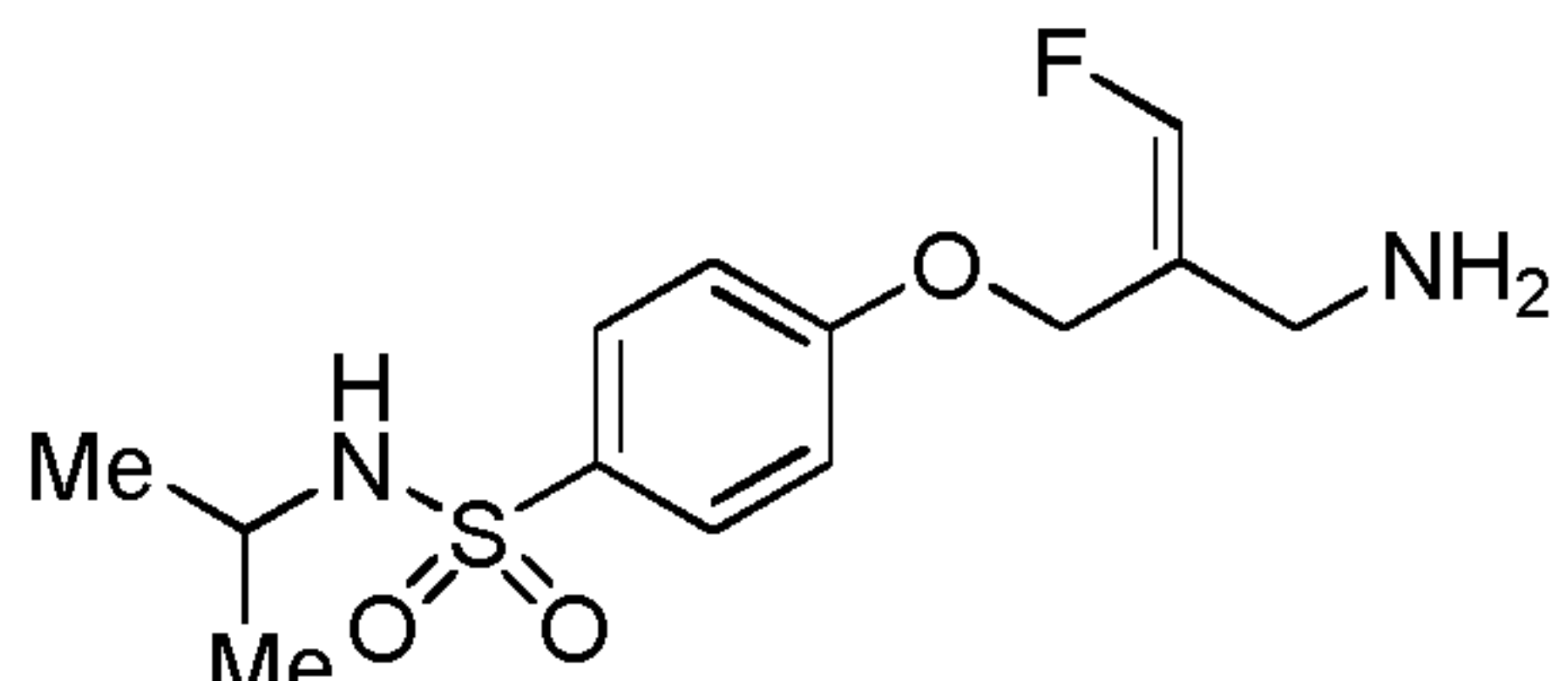
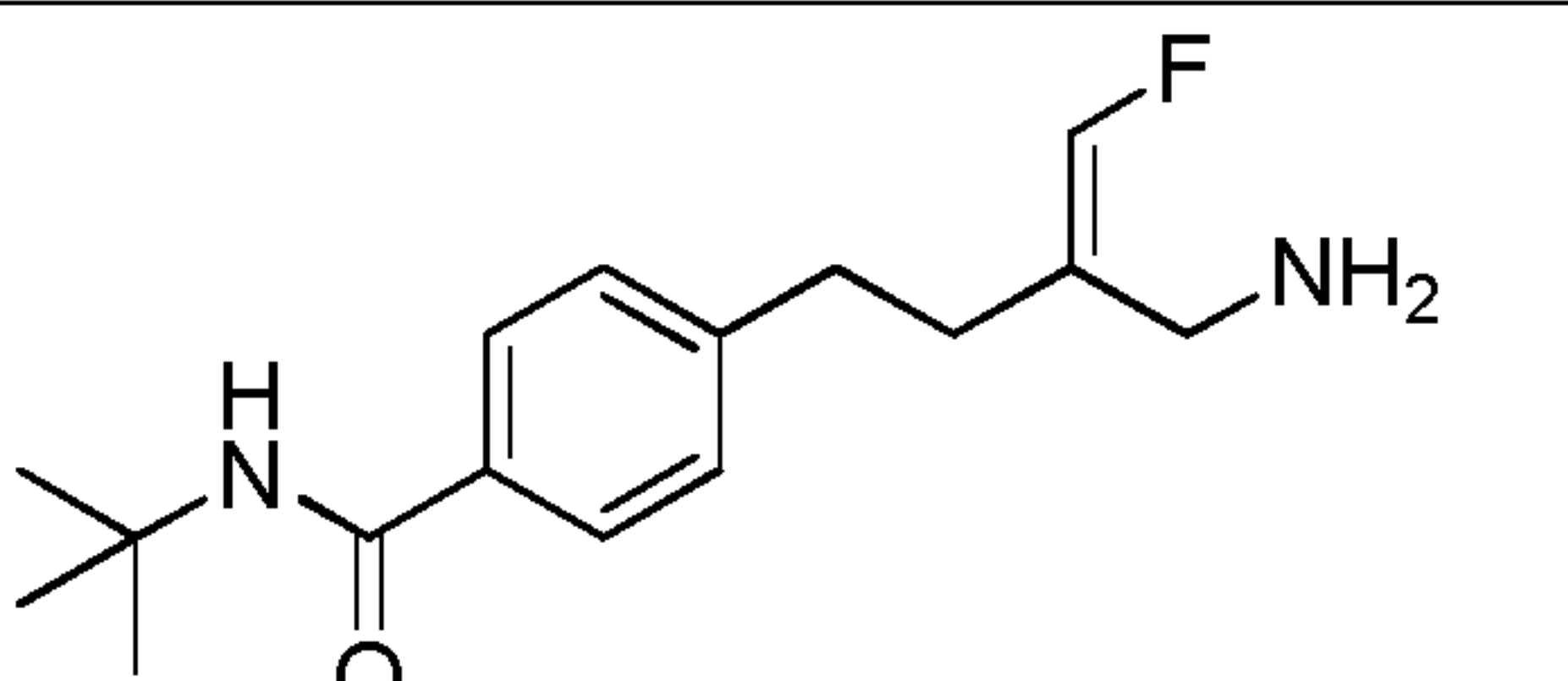
5 Table 1

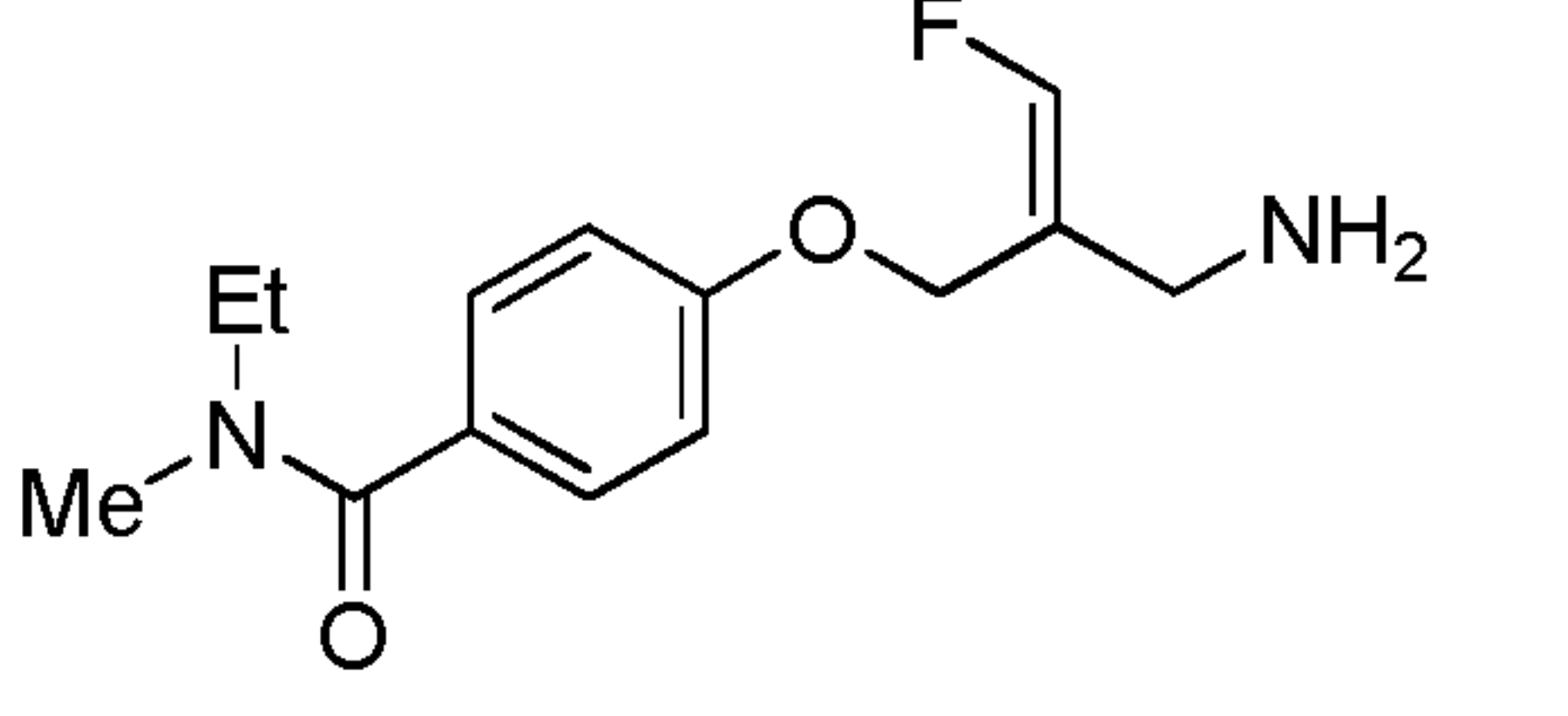
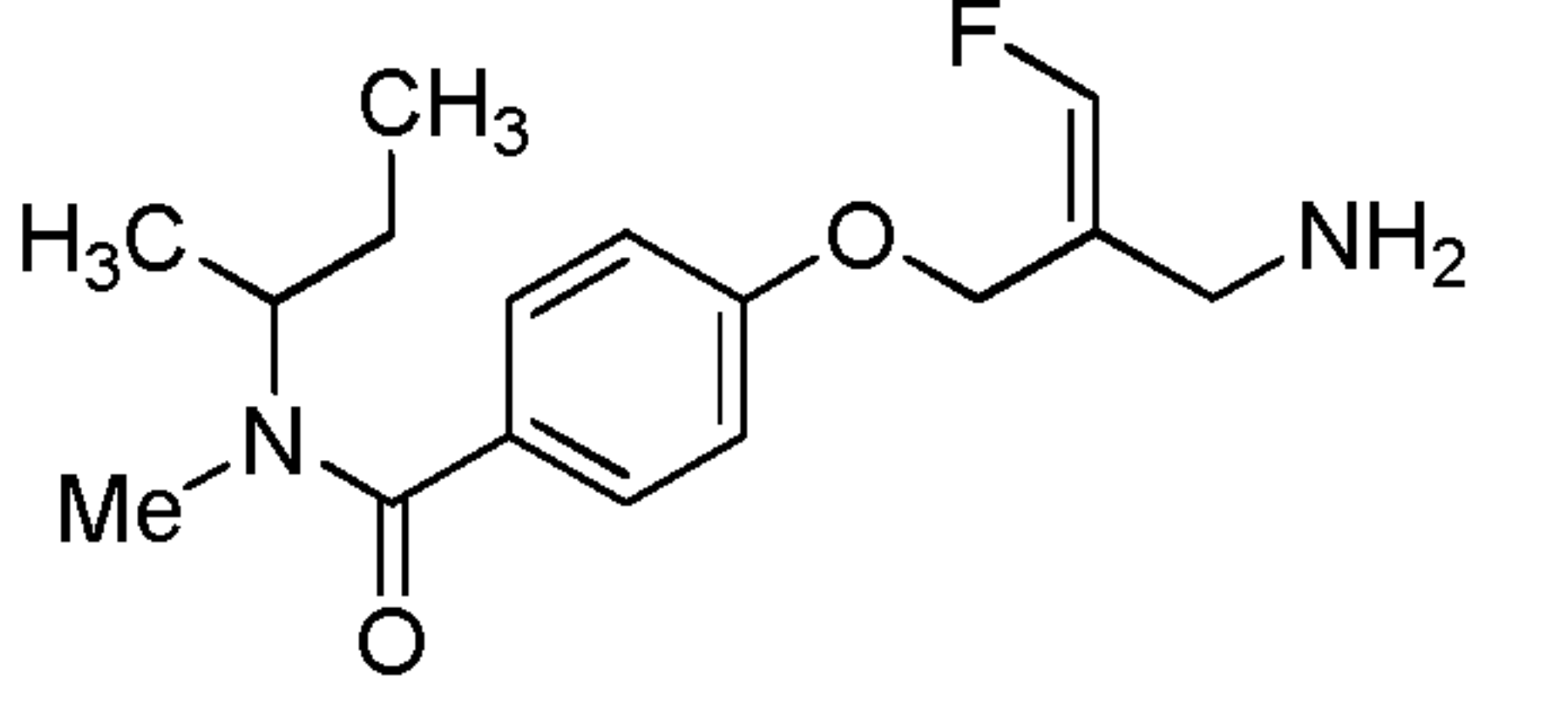
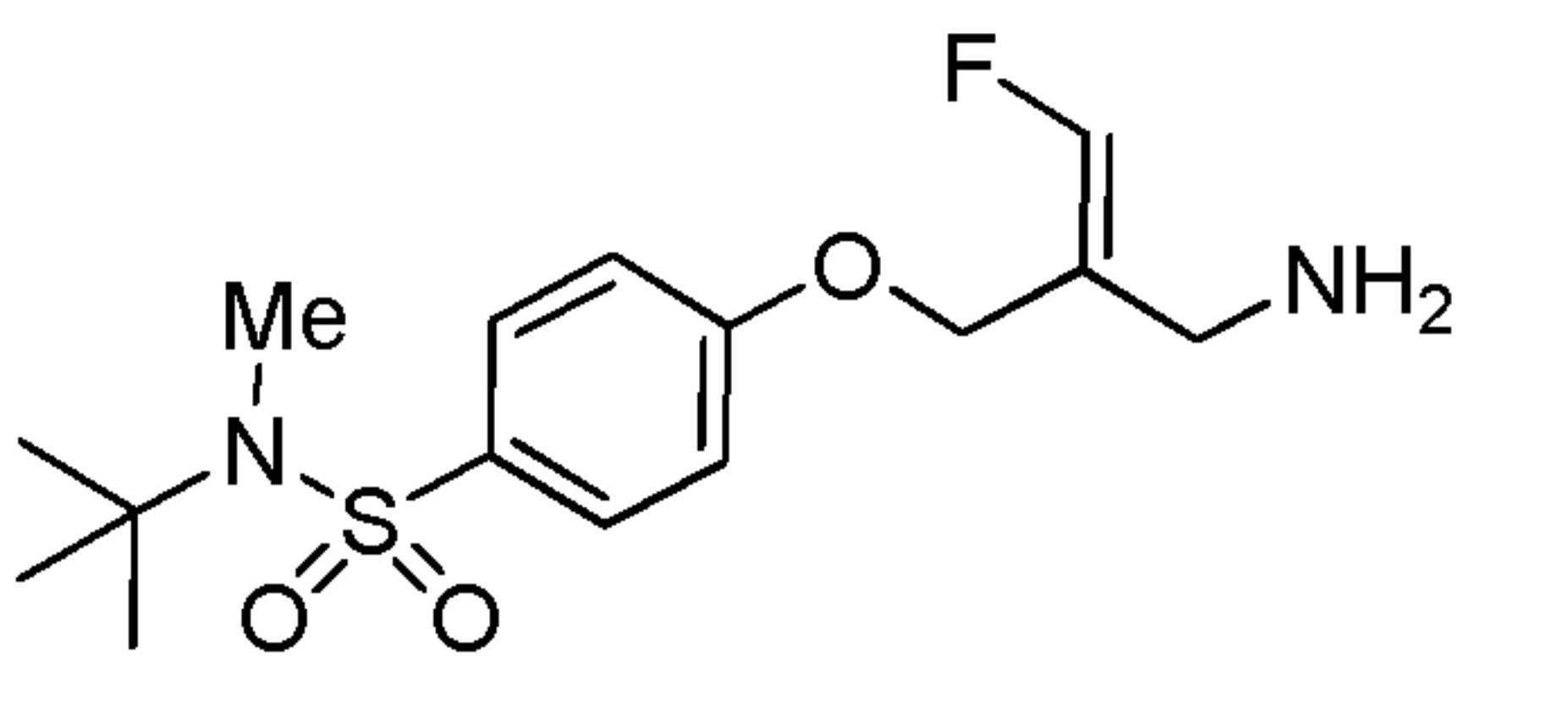
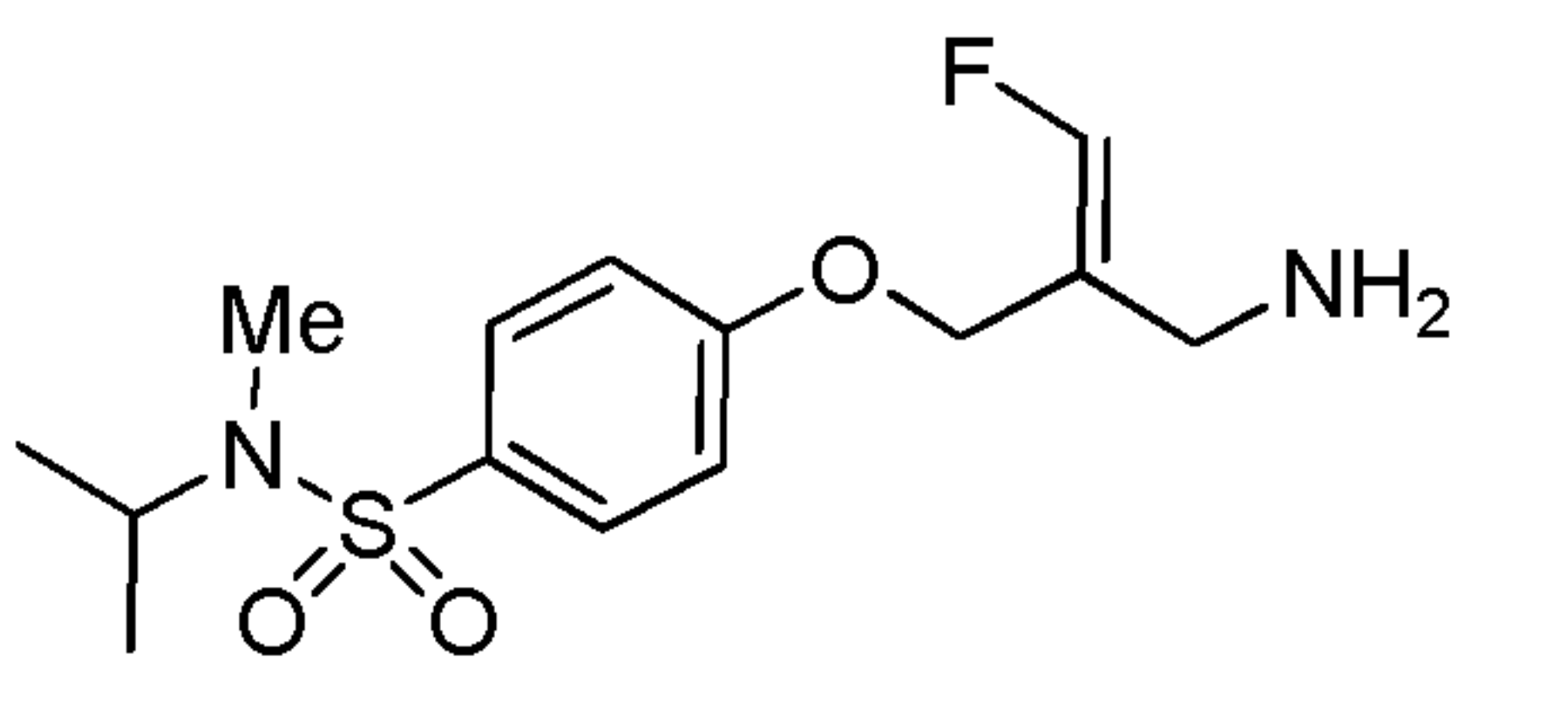
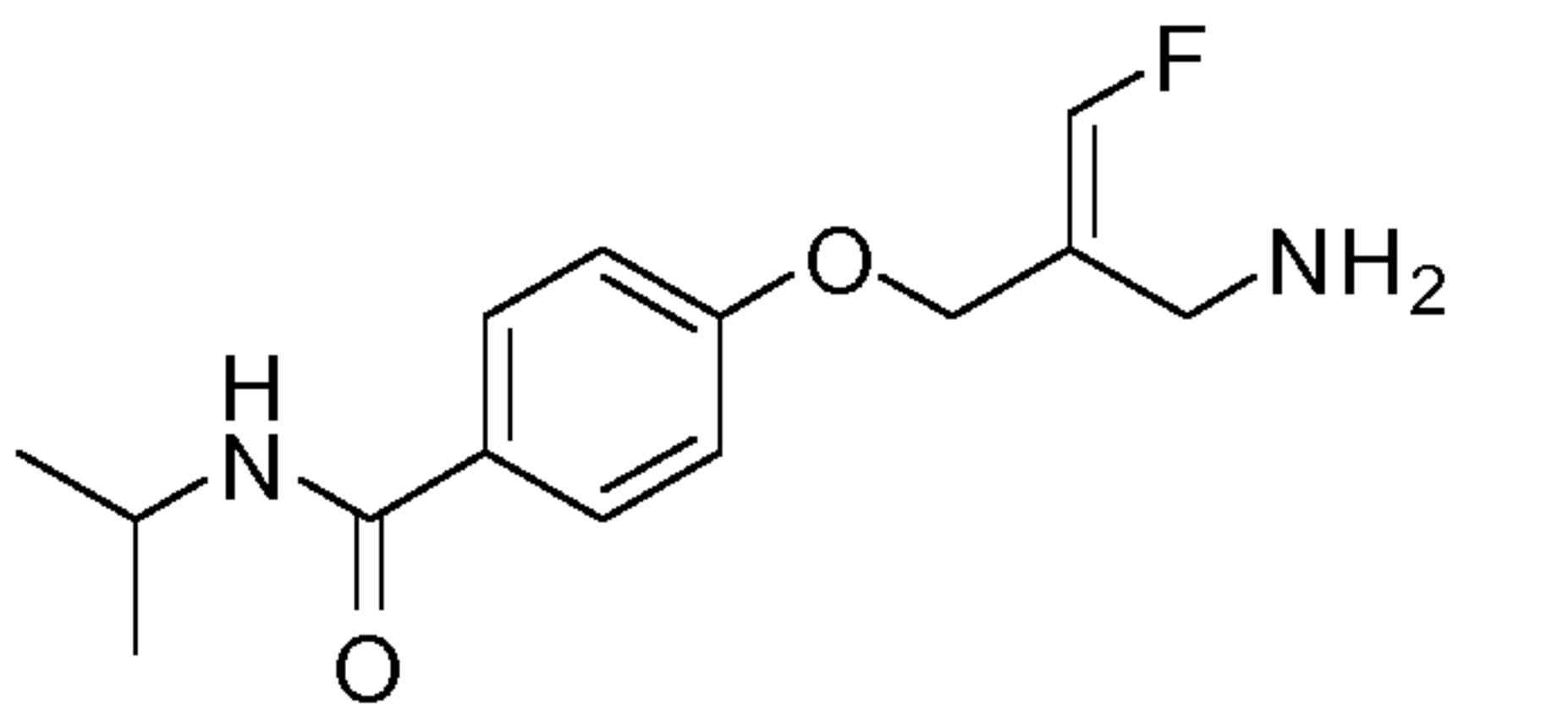
1		(Z)-4-(2-(Aminomethyl)-3-fluoroallyloxy)-N-tert-butylbenzamide
2		(Z)-4-(2-(Aminomethyl)-3-fluoroallyloxy)benzamide
3		(E)-4-(2-(Aminomethyl)-3-fluoroallyloxy)benzamide
4		(Z)-4-(2-(Aminomethyl)-3-fluoroallyloxy)-3-fluoro-N,N-dimethylbenzamide
5		(E)-4-(3-(Aminomethyl)-4-fluorobut-3-en-2-yloxy)-N-tert-butylbenzamide
6		(Z)-4-(2-(Aminomethyl)-3-fluoroallyloxy)-3-chloro-N,N-dimethylbenzamide

7		4-(2-(Aminomethyl)-3-fluoroallyloxy)-3-methoxy- <i>N,N</i> -dimethylbenzamide
8		4-(2-(Aminomethyl)-3-fluoroallylthio)- <i>N,N</i> -dimethylbenzamide
9		(Z)-4-(2-(Aminomethyl)-3-fluoroallyloxy)benzenesulfonamide
10		(Z)-4-(2-(Aminomethyl)-3-fluoroallyloxy)- <i>N,N</i> -dimethylbenzenesulfonamide
11		(E)-4-(2-(Aminomethyl)-3-fluoroallyloxy)benzenesulfonamide
12		(E)- <i>N</i> - <i>tert</i> -Butyl-4-(3-fluoro-2-((methylamino)methyl)allyloxy)benzamide
13		(E)-4-(2-(Aminomethyl)-3-fluoroallyloxy)- <i>N,N</i> -dimethylbenzamide

14		(E)-4-(2-(Aminomethyl)-3-fluoroallyloxy)-N,N-dimethylbenzenesulfonamide
15		(Z)-3-(2-(Aminomethyl)-3-fluoroallyloxy)-N,N-dimethylbenzenesulfonamide
16		(Z)-4-(2-(Aminomethyl)-3-fluoroallyloxy)-N-tert-butylbenzenesulfonamide
17		(E)-4-(2-(Aminomethyl)-3-fluoroallyloxy)-N-tert-butylbenzenesulfonamide
18		(Z)-4-(2-(Aminomethyl)-3-fluoroallyloxy)-N,N-dimethylbenzamide
19		(E)-4-(2-(Aminomethyl)-3-fluoroallyloxy)-N-tert-butyl-3-fluorobenzamide
20		(Z)-4-(2-(Aminomethyl)-3-fluoroallyloxy)-3-bromo-N,N-dimethylbenzamide

21		(E)-4-(2-(Aminomethyl)-3-fluoroallyloxy)- <i>N</i> -tert-butyl-2-(trifluoromethyl)benzamide
22		(E)-4-(2-(Aminomethyl)-3-chloroallyloxy)- <i>N</i> -tert-butylbenzamide
23		(E)-4-(2-(Aminomethyl)-3-fluoroallyloxy)- <i>N</i> -tert-butylbenzamide
24		(E)-4-(2-(Aminomethyl)-3-fluoroallyloxy)- <i>N,N</i> -diethylbenzamide
25		(E)-4-(2-(Aminomethyl)-3-fluoroallyloxy)- <i>N</i> -methylbenzamide
26		(Z)-4-(2-(Aminomethyl)-3-fluoroallyloxy)- <i>N,N,2</i> -trimethylbenzamide
27		(Z)-4-(2-(Aminomethyl)-3-chloroallyloxy)- <i>N</i> -tert-butylbenzamide

28		(E)-4-(2-(Aminomethyl)-3-fluoroallyloxy)-N-methylbenzenesulfonamide
29		(Z)-4-(2-(Aminomethyl)-3-fluoroallyloxy)-N-methylbenzenesulfonamide
30		(E)-4-(2-(Aminomethyl)-3-fluoroallyloxy)-N-ethylbenzenesulfonamide
31		(Z)-4-(2-(Aminomethyl)-3-fluoroallyloxy)-N-ethylbenzenesulfonamide
32		(E)-4-(2-(Aminomethyl)-3-fluoroallyloxy)-N-isopropylbenzenesulfonamide
33		(Z)-4-(2-(Aminomethyl)-3-fluoroallyloxy)-N-isopropylbenzenesulfonamide
34		(Z)-4-(3-(Aminomethyl)-4-fluorobut-3-enyl)-N-tert-butylbenzamide

35		(Z)-4-(2-(Aminomethyl)-3-fluoroallyloxy)- <i>N</i> -ethyl- <i>N</i> -methylbenzamide
36		(Z)-4-(2-(Aminomethyl)-3-fluoroallyloxy)- <i>N</i> -sec-butyl- <i>N</i> -methylbenzamide
37		(Z)-4-(2-(Aminomethyl)-3-fluoroallyloxy)- <i>N</i> -tert-butyl- <i>N</i> -methylbenzenesulfonamide
38		(Z)-4-(2-(Aminomethyl)-3-fluoroallyloxy)- <i>N</i> -isopropyl- <i>N</i> -methylbenzenesulfonamide
39		(E)-4-(2-(Aminomethyl)-3-fluoroallyloxy)- <i>N</i> -isopropylbenzamide

The SSAO/VAP-1 inhibitors according to this invention are potent inhibitors of the human SSAO/VAP-1 enzyme and have much advantageous pharmacological and safety properties. These compounds are very weak inhibitors of other family members, such as monoamine oxidase A, monoamine oxidase B, diamine oxidase, lysyl oxidase, and lysyl-like amine oxidases LOX1-4. Preferred SSAO/VAP-1 inhibitors, in particular those of formula (II), e.g. compound (23), have a high inhibitory potency against human SSAO/VAP-1 and a low inhibitory activity against human diamine oxidase.

5
10 Preferably SSAO/VAP-1 inhibitor compounds of the formula (II) are selected from the group G1.3 consisting of compounds (3), (11), (13), (14), (17), (19), (21), (23), (24), (25), (28), (30), (32) and (39) of Table 1, or pharmaceutically acceptable salts thereof.

For example the SSAO/VAP-1 inhibitor compound of the formula (I) is the compound (23) of Table 1, (E)-4-(2-(aminomethyl)-3-fluoroallyloxy)-N-tert-butylbenzamide or a pharmaceutically acceptable salt thereof.

- 5 According to this invention, it is to be understood that the definitions of the above listed SSAO/VAP-1 inhibitors of the formula (I) also comprise their pharmaceutically acceptable salts, solvates and polymorphic forms thereof, and prodrugs thereof.

10 According to an embodiment the pharmaceutical acceptable salt is an acid addition salt. For example the acid addition salt is selected from the group consisting of acetate, benzoate, citrate, fumarate, hydrochloride, maleate, methanesulfonate, oxalate, phosphate, succinate, sulfate and tartrate salts. Even more preferably the acid addition salt is a hydrochloride salt. An example of a pharmaceutically acceptable salt of an SSAO/VAP-1 inhibitor of the formula (I) is (E)-4-(2-(aminomethyl)-3-fluoroallyloxy)-N-tert-butylbenzamide hydrochloride, i.e. the hydrochloride salt of compound (23) of Table 1.

The aspects according to the present invention, in particular the pharmaceutical compositions, methods and uses, refer to an SGLT2 inhibitor. In the following preferred SGLT2 inhibitors according to this invention are described.

20 Preferably the SGLT2 inhibitor is selected from the group G2 consisting of empagliflozin, dapagliflozin, canagliflozin, ipragliflozin, tofogliflozin, luseogliflozin, atigliflozin, remogliflozin, sergliflozin, ertugliflozin and sotagliflozin.

25 More preferably the SGLT2 inhibitor is selected from the group G2.1 consisting of empagliflozin, dapagliflozin, canagliflozin, ipragliflozin, tofogliflozin, luseogliflozin.

30 A preferred SGLT2 inhibitor is empagliflozin which has a high selectivity SGLT2 versus SGLT1 (Grempler et al., Diabetes, Obesity and Metabolism, 2012, 14, 83-90) and which in patients with type 2 diabetes mellitus at high risk for cardiovascular events has significantly lower rates of the primary composite cardiovascular outcome and of death from any cause (Zinman, et al., N.Engl.J.Med. 2015, 373, 2117-2128).

35 The term "empagliflozin" as employed herein refers to empagliflozin, including hydrates and solvates thereof, and crystalline forms thereof. The compound and methods of its synthesis are described in WO 2005/092877, WO 2006/120208, WO 2011/039108 for example. A

crystalline form is described in the patent applications WO 2006/117359, WO 2011/039107 for example.

5 The term "dapagliflozin" as employed herein refers to dapagliflozin, including hydrates and solvates thereof, and crystalline forms thereof. The compound and methods of its synthesis are described in WO 03/099836 for example. Preferred hydrates, solvates and crystalline forms are described in the patent applications WO 2008/116179 and WO 2008/002824 for example.

10 The term "canagliflozin" as employed herein refers to canagliflozin, including hydrates and solvates thereof, and crystalline forms thereof. The compound and methods of its synthesis are described in WO 2005/012326 and WO 2009/035969 for example. Preferred hydrates, solvates and crystalline forms are described in the patent applications WO 2008/069327 for example.

15

The term "ipragliflozin" as employed herein refers to ipragliflozin, including hydrates and solvates thereof, and crystalline forms thereof. The compound and methods of its synthesis are described in WO 2004/080990 for example.

20 The term "tofogliflozin" as employed herein refers to tofogliflozin, including hydrates and solvates thereof, and crystalline forms thereof. The compound and methods of its synthesis are described in WO 2006/080421, WO 2007/140191, WO 2009/154276 for example.

25 The term "luseogliflozin" as employed herein refers to luseogliflozin, including hydrates and solvates thereof, and crystalline forms thereof. The compound and methods of its synthesis are described in WO 2006/073197, WO 2010/119990 for example

30 The term "atigliflozin" as employed herein refers to atigliflozin, including hydrates and solvates thereof, and crystalline forms thereof. The compound and methods of its synthesis are described in WO 2004/007517 for example.

35 The term "remogliflozin" as employed herein refers to remogliflozin and prodrugs of remoflozin, in particular sergliflozin etabonate, including hydrates and solvates thereof, and crystalline forms thereof. Methods of its synthesis are described in the patent applications EP 1213296 and EP 1354888 for example.

The term "sergliflozin" as employed herein refers to sergliflozin and prodrugs of sergliflozin, in particular sergliflozin etabonate, including hydrates and solvates thereof, and crystalline forms thereof. Methods for its manufacture are described in the patent applications EP 1344780 and EP 1489089 for example.

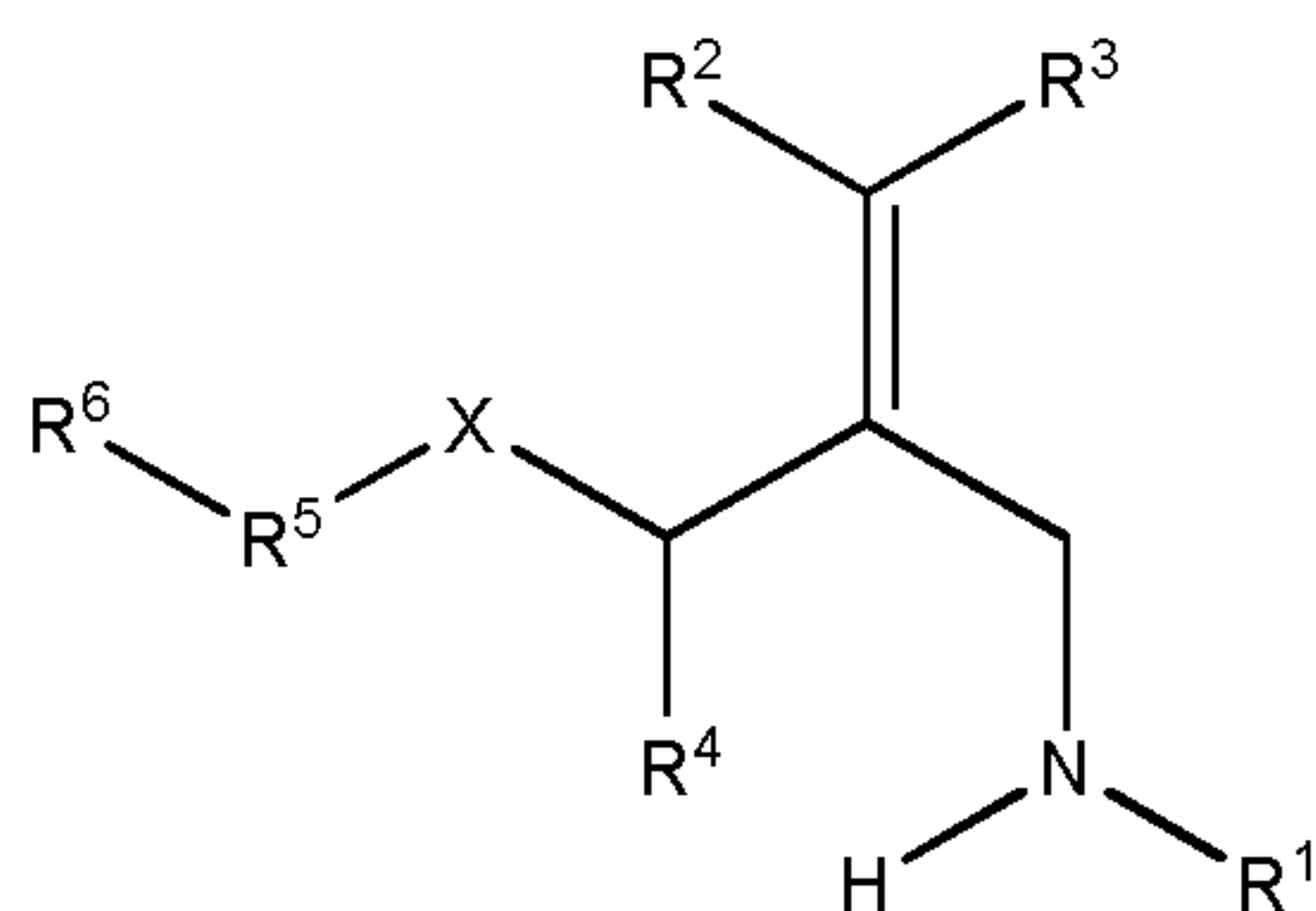
5

The term "ertugliflozin" as employed herein refers to ertugliflozin and including hydrates and solvates thereof, and crystalline forms thereof. Methods for its manufacture are described in the patent applications WO 2010/023594 for example.

10 The term "sotagliflozin" as employed herein refers to sotagliflozin and including hydrates and solvates thereof, and crystalline forms thereof. Methods for its manufacture are described in the patent applications WO 2008/109591, WO 2008/042688, WO 2009/014970, WO 2010/009197 for example.

15 For avoidance of any doubt, the disclosure of each of the foregoing documents cited above in connection with the specified SGLT2 inhibitors is specifically incorporated herein by reference in its entirety.

20 In a first embodiment E1 the pharmaceutical combination or compositions, methods and uses according to this invention preferably relate to a SSAO/VAP-1 inhibitor of formula (I) which is selected from the group G1 consisting of compounds



Formula I

wherein R¹ to R⁶ and X or a pharmaceutically acceptable salt thereof defined as hereinbefore. According to an embodiment the SSAO/VAP-1 inhibitor is selected from the group G1.1 consisting of compounds of formula (II) or a pharmaceutically acceptable salt thereof as defined as hereinbefore. More preferably the SSAO/VAP-1 inhibitor of formula (I) is selected from the group G1.2 consisting of compounds (1) to (39) or a pharmaceutically acceptable salt thereof as defined hereinbefore. Even more preferably the SSAO/VAP-1 inhibitor of formula (II) is selected from the group G1.3 consisting of compounds (3), (11), (13), (14), (17), (19), (21), (23), (24), (25), (28), (30), (32) and (39) or a pharmaceutically

30

acceptable salt thereof as defined hereinbefore. For example the SSAO/VAP-1 inhibitor is the compound (23) (*E*)-4-(2-(Aminomethyl)-3-fluoroallyloxy)-*N*-*tert*-butylbenzamide as defined hereinbefore or a pharmaceutically acceptable salt thereof. An example of a pharmaceutically acceptable salt of the compound (23) is (*E*)-4-(2-(aminomethyl)-3-fluoroallyloxy)-*N*-*tert*-butylbenzamide hydrochloride.

In the first embodiment E1 the pharmaceutical combination or compositions, methods and uses according to this invention preferably relate to a SGLT2 inhibitor selected from the group G2 consisting of empagliflozin, dapagliflozin, canagliflozin, ipragliflozin, tofogliflozin, luseogliflozin, atigliflozin, remogliflozin, sergliflozin, ertugliflozin and sotagliflozin as defined hereinbefore. Preferably the SGLT2 inhibitor selected from the group G2.1 consisting of empagliflozin, dapagliflozin, canagliflozin, ipragliflozin, tofogliflozin, luseogliflozin. For example the SGLT2 inhibitor is empagliflozin.

According to the first embodiment E1 the SGLT2 inhibitors are preferably selected according to the entries in the Table 2.

Table 2

Embodiment	SSAO/VAP-1 inhibitor	SGLT2 Inhibitor
E1.1	selected from the group G1	selected from the group G2
E1.2	selected from the group G1.1	selected from the group G2
E1.3	selected from the group G1.2	selected from the group G2
E1.4	selected from the group G1.3	selected from the group G2
E1.5	selected from the group G1	selected from the group G2.1
E1.6	selected from the group G1.1	selected from the group G2.1
E1.7	selected from the group G1.2	selected from the group G2.1
E1.8	selected from the group G1.3	selected from the group G2.1
E1.9	selected from the group G1	empagliflozin
E1.10	selected from the group G1.1	empagliflozin
E1.11	selected from the group G1.2	empagliflozin
E1.12	selected from the group G1.3	empagliflozin
E1.13	compound (23)	selected from the group G2
E1.14	compound (23)	selected from the group G2.1
E1.15	compound (23)	empagliflozin
E1.16	compound (23)	Dapagliflozin

E1.17	compound (23)	canagliflozin
E1.18	compound (23)	Ipragliflozin
E1.19	compound (23)	Tofogliflozin
E1.20	compound (23)	Luseogliflozin
E1.21	compound (23)	Atigliflozin
E1.22	compound (23)	Remogliflozin
E1.23	compound (23)	Sergliflozin
E1.24	compound (23)	Ertugliflozin
E1.25	compound (23)	Sotagliflozin

Among the combinations according to the present invention listed in Table 2, the combinations No. E1.9, E1.10, E1.11 and E1.12 are preferred when the SSAO/VAP-1 inhibitor of formula (I) is a compound of the group G1, G1.1, G1.2 or G1.3, or a stereoisomer, pharmaceutically acceptable salt, solvate and polymorphic form thereof or prodrug thereof and the SGLT2-inhibitor is empagliflozin or a pharmaceutically acceptable salt thereof.

In particular E1.15 is preferred wherein the SSAO/VAP-1 inhibitor of formula (II) is the compound (23) of Table 1, (*E*)-4-(2-(aminomethyl)-3-fluoroallyloxy)-*N*-*tert*-butylbenzamide, or a pharmaceutically acceptable salt thereof and the SGLT2-inhibitor is empagliflozin.

10

According to an aspect the invention relates to a method for preventing, slowing the progression of, delaying or treating of one or more fibrotic diseases, metabolic diseases, inflammatory diseases, ocular diseases, neuroinflammatory diseases or cancers in a patient in need thereof characterized in that an SSAO/VAP-1 inhibitor of formula (I) as defined hereinbefore and hereinafter and an SGLT2-inhibitor as defined hereinbefore and hereinafter are administered, for example in combination or alternation, to the patient.

15

According to an embodiment of this aspect the invention relates to a method for preventing, slowing the progression of, delaying or treating of a fibrotic disease selected from the group consisting of cystic fibrosis, interstitial lung disease, including idiopathic pulmonary fibrosis, liver fibrosis including non-alcoholic steatohepatitis (NASH), alcohol induced fatty liver, alcohol induced liver fibrosis, toxic fatty liver and cirrhosis of the liver, kidney fibrosis, scleroderma, radiation-induced fibrosis and other diseases where excessive fibrosis contributes to disease pathology in a patient in need thereof characterized in that an SSAO/VAP-1 inhibitor of formula (I) as defined hereinbefore and hereinafter and an SGLT2-inhibitor as defined hereinbefore and hereinafter are administered, for example in combination or alternation, to the patient.

20

25

According to an embodiment of this aspect the invention relates to a method for preventing, slowing the progression of, delaying or treating of a metabolic disease selected from the group consisting of pre-diabetes mellitus, type 1 diabetes mellitus, type 2 diabetes mellitus, complications associated with diabetes mellitus, overweight, obesity, impaired glucose tolerance (IGT), impaired fasting blood glucose (IFG), hyperglycemia, postprandial hyperglycemia, insulin resistance, fatty liver, including non-alcoholic fatty liver disease (NAFLD), overweight, obesity, metabolic syndrome in a patient in need thereof characterized in that an SSAO/VAP-1 inhibitor of formula (I) as defined hereinbefore and hereinafter and an SGLT2-inhibitor as defined hereinbefore and hereinafter are administered, for example in combination or alternation, to the patient.

Complications associated with diabetes mellitus include cataracts and micro- and macrovascular diseases, such as diabetic nephropathy, glomerulosclerosis, diabetic retinopathy, choroidal neovascularisation, non-alcoholic fatty liver (NAFL) disease, non-alcoholic steatohepatitis (NASH), diabetic neuropathy, diabetic pain, tissue ischaemia, diabetic foot, diabetic ulcer, arteriosclerosis, myocardial infarction, acute coronary syndrome, unstable angina pectoris, stable angina pectoris, stroke, peripheral arterial occlusive disease, cardiomyopathy, heart failure, cardiovascular death, heart rhythm disorders and vascular restenosis.

According to another embodiment related to the treatment of a metabolic disease, the invention provides a method for improving glycemic control and/or for reducing of fasting plasma glucose, of postprandial plasma glucose and/or of glycosylated hemoglobin HbA1c in a patient in need thereof characterized in that an SSAO/VAP-1 inhibitor of formula (I) as defined hereinbefore and hereinafter and an SGLT2-inhibitor as defined hereinbefore and hereinafter are administered, for example in combination or alternation, to the patient.

By the administration of a pharmaceutical combination or composition according to the present invention, an abnormal accumulation of ectopic fat, in particular of the liver, may be reduced or inhibited. Therefore, according to another embodiment of the present invention, there is provided a method for preventing, slowing, delaying or treating a metabolic disease selected from the group consisting of diseases or conditions attributed to an abnormal accumulation of ectopic fat, in particular of the liver, in a patient in need thereof characterized in that an inhibitor of the human SSAO/VAP-1 enzyme of formula (I) as defined hereinbefore and hereinafter and an SGLT2-inhibitor as defined hereinbefore and hereinafter are

administered to the patient. Diseases or conditions which are attributed to an abnormal accumulation of liver fat are particularly selected from the group consisting of general fatty liver, non-alcoholic fatty liver (NAFL), non-alcoholic steatohepatitis (NASH), hyperalimentation-induced fatty liver, diabetic fatty liver, alcoholic-induced fatty liver and toxic fatty liver.

5

According to another embodiment of this aspect the invention relates to a method for preventing, slowing the progression of, delaying or treating a treating of an inflammation disease selected from the group consisting of arthritis (including juvenile rheumatoid arthritis), Crohn's disease, ulcerative colitis, inflammatory bowel diseases (e.g. irritable bowel disease), psoriasis, asthma (e.g. eosinophilic asthma, severe asthma, virally exacerbated asthma), pulmonary inflammation, chronic pulmonary obstructive disease (COPD), bronchiectasis, skin inflammation, ocular disease, contact dermatitis, liver inflammation, liver autoimmune diseases, autoimmune hepatitis, primary biliary cirrhosis, sclerosing cholangitis, autoimmune cholangitis, alcoholic liver disease, arteriosclerosis, chronic heart failure, congestive heart failure, ischemic diseases, stroke and complications thereof, myocardial infarction and complications thereof, inflammatory cell destruction following stroke, synovitis, systemic inflammatory sepsis, inflammation due to diabetes, lung inflammation associated with cystic fibrosis, other bacteria-induced lung diseases such as sepsis, acute respiratory distress syndrome (ARDS), acute lung injury (ALI), transfusion induced lung injury (TRALI) in a patient in need thereof characterized in that an SSAO/VAP-1 inhibitor of formula (I) as defined hereinbefore and hereinafter and an SGLT2-inhibitor as defined hereinbefore and hereinafter are administered, for example in combination or alternation, to the patient.

10
15
20

According to another embodiment of this aspect the invention relates to a method for preventing, slowing the progression of, delaying or treating an ocular disease, including macular degeneration, including diabetic macular edema, uveitis and retinopathy, including diabetic retinopathy, in a patient in need thereof characterized in that an SSAO/VAP-1 inhibitor of formula (I) as defined hereinbefore and hereinafter and an SGLT2-inhibitor as defined hereinbefore and hereinafter are administered, for example in combination or alternation, to the patient.

25

30

According to another embodiment of this aspect the invention relates to a method for preventing, slowing the progression of, delaying or treating of a neuroinflammatory disorder selected from the group consisting of stroke, Parkinson's disease, Alzheimer's disease, vascular dementia, multiple sclerosis, chronic multiple sclerosis in a patient in need thereof characterized in that an SSAO/VAP-1 inhibitor of formula (I) as defined hereinbefore and

35

hereinafter and an SGLT2-inhibitor as defined hereinbefore and hereinafter are administered, for example in combination or alternation, to the patient.

5 According to another embodiment of this aspect the invention relates to a method for preventing, slowing the progression of, delaying or treating a cancer selected from the group consisting of lung cancer, breast cancer, colorectal cancer, anal cancer, pancreatic cancer, prostate cancer, ovarian carcinoma, liver and bile duct carcinoma, esophageal carcinoma, non-Hodgkin's lymphoma, bladder carcinoma, carcinoma of the uterus, glioma, glioblastoma, medullablastoma, and other tumors of the brain kidney cancer, cancer of the head and neck,
10 cancer of the stomach, multiple myeloma, testicular cancer, germ cell tumor, neuroendocrine tumor, cervical cancer, carcinoids of the gastrointestinal tract, breast, and other organs; signet ring cell carcinoma, mesenchymal tumors including sarcomas, fibrosarcomas, haemangioma, angiomas, haemangiopericytoma, pseudoangiomatous stromal hyperplasia, myofibroblastoma, fibromatosis, inflammatory myofibroblastic tumour, lipoma,
15 angioliipoma, granular cell tumour, neurofibroma, schwannoma, angiosarcoma, liposarcoma, rhabdomyosarcoma, osteosarcoma, leiomyoma or a leiomyosarcoma in a patient in need thereof characterized in that an SSAO/VAP-1 inhibitor of formula (I) as defined hereinbefore and hereinafter and an SGLT2-inhibitor as defined hereinbefore and hereinafter are administered, for example in combination or alternation, to the patient.

20

The combination of an SSAO/VAP-1 inhibitor of formula (I) as defined hereinbefore and hereinafter and an SGLT2-inhibitor according to this invention significantly improves various aspects of diseases mentioned hereinbefore and hereinafter, in particular of diabetes and diabetes related complications. According to one aspect treatment of patients with a
25 combination according to the present invention will normalize the hyperglycemia which is the main driver of microvascular and macrovascular complications, dyslipidemia and beta cell failure. According to another aspect treatment of patients with a combination according to the present invention will decrease tissue inflammation and leukocyte recruitment and decrease the pro-inflammatory situation associated with metabolic syndrome and diabetes
30 complications. A treatment employing a combination according to the present invention will decrease the diabetic root cause as well as the pro-inflammatory driver of symptoms and complications associated with diabetes. Furthermore the combination could lead to acceleration of disease resolution or to improvements on symptoms and complications not met by the single mode of action. This could include but is not limited to effects on
35 parameters of metabolic syndrome like insulin sensitivity, effects on weight loss, dyslipidemia, parameters of liver disease, diabetic retinopathy and cardiovascular effects. In

addition effects could be improvements on pain, wound healing and improvements on peripheral neurosensivity, especially in the context of diabetes.

5 When this invention refers to patients requiring treatment or prevention, it relates primarily to treatment and prevention in humans, but the pharmaceutical composition may also be used accordingly in veterinary medicine in mammals. In the scope of this invention adult patients are preferably humans of the age of 18 years or older. Also in the scope of this invention, patients are adolescent humans, i.e. humans of age 10 to 17 years, preferably of age 13 to 17 years.

10

The pharmaceutical combinations or compositions, methods and uses according to this invention are advantageously applicable in those patients who show one, two or more of the following conditions:

- (a) pre-diabetes
- 15 (b) hyperinsulinemia
- (c) type 2 diabetes mellitus
- (d) type 1 diabetes mellitus
- (d) overweight
- (e) obesity.

20

It will be appreciated that the amount of the pharmaceutical composition according to this invention to be administered to the patient and required for use in treatment or prophylaxis according to the present invention will vary with the route of administration, the nature and severity of the condition for which treatment or prophylaxis is required, the age, weight and
25 condition of the patient, concomitant medication and will be ultimately at the discretion of the attendant physician.

In the following preferred ranges of the amount of the SSAO/VAP-1 inhibitor of formula (I) as defined hereinbefore and hereinafter and the SGLT2 inhibitor as defined hereinbefore and
30 hereinafter to be employed in the pharmaceutical combination or composition and the methods and uses according to this invention are described. These ranges refer to the amounts to be administered per day with respect to an adult patient, in particular to a human being, for example of approximately 70 kg body weight, and can be adapted accordingly with regard to an administration 2, 3, 4 or more times daily and with regard to other routes of
35 administration and with regard to the age of the patient. The ranges of the dosage and amounts are calculated for the individual active moiety.

Within the scope of the present invention, the pharmaceutical composition is preferably administered orally. Other forms of administration are possible and described hereinafter. Preferably the one or more dosage forms comprising the SSAO/VAP-1 inhibitor and the SGLT2 inhibitor is a solid pharmaceutical dosage form for oral administration.

In one embodiment, a therapeutically effective dosage should produce a serum concentration of the SSAO/VAP-1 inhibitor of from about 0.1 ng/mL to about 50- 100 µg/mL. The pharmaceutical combinations or compositions, in another embodiment, should provide a dosage of from about 0.001 mg to about 100 mg of the SSAO/VAP-1 inhibitor per kilogram of body weight per day. Pharmaceutical dosage forms are prepared to provide from about 0.1 mg to about 500 mg or from about 10 mg to about 500 mg of the SSAO/VAP-1 inhibitor per pharmaceutical dosage form.

Preferably the administration of said amounts is once, twice or three times daily. Suitable formulations for an SSAO/VAP-1 inhibitor of formula (I) as defined hereinbefore and hereinafter may be those formulations disclosed in the application WO 2013/163675, the disclosure of which is incorporated herein in its entirety.

In general, the amount of the SGLT2 inhibitor in the pharmaceutical composition and methods according to this invention is preferably the amount usually recommended for a monotherapy using said SGLT2 inhibitor.

The preferred dosage range of the SGLT2 inhibitor is in the range from 0.5 mg to 200 mg, even more preferably from 1 to 100 mg, most preferably from 1 to 50 mg per day. The oral administration is preferred. Therefore, a pharmaceutical composition may comprise the hereinbefore mentioned amounts, in particular from 1 to 50 mg or 1 to 25 mg. Particular dosage strengths (e.g. per tablet or capsule) are for example 1, 2.5, 5, 7.5, 10, 12.5, 15, 20, 25 or 50 mg, in particular of empagliflozin, or of dapagliflozin. Examples of amounts or dosage strengths per day of empagliflozin are 1 mg, 2.5 mg, 5 mg, 10 mg and 25 mg in the combinations, compositions, methods or uses according to this invention. The application of the active ingredient may occur one or two times a day. Suitable formulations for empagliflozin may be those formulations disclosed in the application WO 2010/092126, the disclosure of which is incorporated herein in its entirety.

The amount of the SSAO/VAP-1 inhibitor according to the formula (I) and the SGLT2 inhibitor in the pharmaceutical combinations or compositions and in the methods and uses according to this invention correspond to the respective dosage ranges as provided hereinbefore. For example, preferred dosage ranges in a pharmaceutical composition and in
5 methods and uses according to this invention are an amount from about 0.1 mg to about 500 mg or from about 10 mg to about 500 mg of the SSAO/VAP-1 inhibitor according to the formula (I), in particular of the compound (I.23), and an amount of 1 to 50 mg (in particular 1 to 25 mg) of an SGLT2 inhibitor according to the formula (I), in particular of empagliflozin, e.g. in an amount of 10 mg or 25 mg. An oral administration once or twice daily is preferred,
10 most preferably once daily.

In the methods and uses according to the present invention the SSAO/VAP-1 inhibitor according to the formula (I) and the SGLT2 inhibitor are administered in combination or alternation. The term "administration in combination" means that the active ingredients are
15 administered at the same time, i.e. simultaneously, or essentially at the same time. The term "administration in alternation" means that at first one active ingredient is administered and after a period of time the other one active ingredients is administered. The period of time may be in the range from 30 min to 12 hours. The administration which is in combination or in alternation may be once, twice, three times or four times daily, preferably once or twice daily,
20 most preferably once daily.

With regard to the administration of the SSAO/VAP-1 inhibitor according to the formula (I) and the SGLT2 inhibitor, the two active ingredients may be present in one single dosage form, for example in one tablet or capsule, or the active ingredients may be present in
25 separate dosage forms, for example in two different or identical dosage forms.

With regard to their administration in alternation, the active ingredients are present in a separate dosage form, for example in two different or identical dosage forms.

30 Therefore, the pharmaceutical composition according to this invention may be present as a single dosage form which comprises the SSAO/VAP-1 inhibitor according to the formula (I) and the SGLT2 inhibitor. Alternatively the pharmaceutical composition according to this invention may be present as two separate dosage forms wherein one dosage form comprises the SSAO/VAP-1 inhibitor according to the formula (I) and the other dosage form
35 comprises the SGLT2 inhibitor .

The case may arise in which one active ingredient has to be administered more often, for example twice per day, than the other active ingredients, which for example needs administration once daily. Therefore the term "administration in combination or alternation" also includes an administration scheme in which first all active ingredients are administered
5 in combination or alternation and after a period of time only one active ingredient is administered again or *vice versa*.

Therefore, the present invention also includes pharmaceutical compositions which are present in separate dosage forms wherein one dosage form comprises the SSAO/VAP-1
10 inhibitor according to the formula (I) and the SGLT2 inhibitor and the other dosage form comprises the SSAO/VAP-1 inhibitor according to the formula (I) only.

A pharmaceutical composition which is present as a separate or multiple dosage form, preferably as a kit of parts, is useful in combination therapy to flexibly suit the individual
15 therapeutic needs of the patient.

According to a first embodiment a preferred kit of parts comprises

- (a) a first containment containing a dosage form comprising the SSAO/VAP-1 inhibitor according to the formula (I) and at least one pharmaceutically acceptable carrier, and
- 20 (b) a further containment containing a dosage form comprising the SGLT2 inhibitor and at least one pharmaceutically acceptable carrier.

A further aspect of the present invention is a manufacture comprising the pharmaceutical composition being present as separate dosage forms according to the present invention and
25 a label or package insert comprising instructions that the separate dosage forms are to be administered in combination or alternation.

According to a first embodiment a manufacture comprises (a) a pharmaceutical composition comprising an SSAO/VAP-1 inhibitor according to the formula (I) according to the present
30 invention and (b) a label or package insert which comprises instructions that the medicament may or is to be administered, for example in combination or alternation, with a medicament comprising an SGLT2 inhibitor according to the present invention.

According to a second embodiment a manufacture comprises (a) a pharmaceutical composition comprising an SGLT2 inhibitor according to the present invention and (b) a label
35 or package insert which comprises instructions that the medicament may or is to be

administered, for example in combination or alternation, with a medicament comprising a an SSAO/VAP-1 inhibitor of the formula (I) according to the present invention.

5 The desired dose of the pharmaceutical composition according to this invention may conveniently be presented in a once daily or as divided dose administered at appropriate intervals, for example as two, three or more doses per day.

10 The pharmaceutical composition may be formulated for oral, rectal, nasal, topical (including buccal and sublingual), transdermal, vaginal or parenteral (including intramuscular, subcutaneous and intravenous) administration in liquid or solid form or in a form suitable for administration by inhalation or insufflation. Oral administration is preferred. The formulations may, where appropriate, be conveniently presented in discrete dosage units and may be prepared by any of the methods well known in the art of pharmacy. All methods include the step of bringing into association the active ingredient with one or more pharmaceutically
15 acceptable carriers, like liquid carriers or finely divided solid carriers or both, and then, if necessary, shaping the product into the desired formulation.

20 The pharmaceutical composition may be formulated in the form of tablets, granules, fine granules, powders, capsules, caplets, soft capsules, pills, oral solutions, syrups, dry syrups, chewable tablets, troches, effervescent tablets, drops, suspension, fast dissolving tablets, oral fast-dispersing tablets, etc..

25 The pharmaceutical composition and the dosage forms preferably comprises one or more pharmaceutical acceptable carriers. Preferred carriers must be "acceptable" in the sense of being compatible with the other ingredients of the formulation and not deleterious to the recipient thereof. Examples of pharmaceutically acceptable carriers are known to the one skilled in the art.

30 Pharmaceutical compositions suitable for oral administration may conveniently be presented as discrete units such as capsules, including soft gelatin capsules, cachets or tablets each containing a predetermined amount of the active ingredient; as a powder or granules; as a solution, a suspension or as an emulsion, for example as syrups, elixirs or self-emulsifying delivery systems (SEDDS). The active ingredients may also be presented as a bolus, electuary or paste. Tablets and capsules for oral administration may contain conventional
35 excipients such as binding agents, fillers, lubricants, disintegrants, or wetting agents. The tablets may be coated according to methods well known in the art. Oral liquid preparations

may be in the form of, for example, aqueous or oily suspensions, solutions, emulsions, syrups or elixirs, or may be presented as a dry product for constitution with water or other suitable vehicle before use. Such liquid preparations may contain conventional additives such as suspending agents, emulsifying agents, non-aqueous vehicles (which may include
5 edible oils), or preservatives.

The pharmaceutical composition according to the invention may also be formulated for parenteral administration (e.g. by injection, for example bolus injection or continuous infusion) and may be presented in unit dose form in ampoules, pre-filled syringes, small
10 volume infusion or in multi-dose containers with an added preservative. The compositions may take such forms as suspensions, solutions, or emulsions in oily or aqueous vehicles, and may contain formulatory agents such as suspending, stabilizing and/or dispersing agents. Alternatively, the active ingredients may be in powder form, obtained by aseptic isolation of sterile solid or by lyophilisation from solution, for constitution with a suitable
15 vehicle, e.g. sterile, pyrogen-free water, before use.

Pharmaceutical compositions suitable for rectal administration wherein the carrier is a solid are most preferably presented as unit dose suppositories. Suitable carriers include cocoa butter and other materials commonly used in the art, and the suppositories may be
20 conveniently formed by admixture of the active compound(s) with the softened or melted carrier(s) followed by chilling and shaping in moulds.

The methods of synthesis for SSAO/VAP-1 inhibitor according to the formula (I) are described WO2013/163675, the disclosures of which are incorporated herein.
25

The methods of synthesis for SGLT2 inhibitors are described in the scientific literature and/or in published patent documents, particularly in those cited hereinbefore.

With respect to empagliflozin, the methods of synthesis are known to the one skilled in the art. Advantageously, the compounds according to this invention can be prepared using
30 synthetic methods as described in the literature, in particular as described in the WO 2005/092877, WO 2006/120208 and WO 2011/039108, the disclosures of which are incorporated herein. An advantageous crystalline form is described in the international patent application WO 2006/117359 and WO 2011/039107, which hereby is incorporated herein in
35 its entirety.

Any of the above mentioned combinations and methods within the scope of the invention may be tested by animal models known in the art. In the following, *in vivo* experiments are described which are suitable to evaluate pharmacologically relevant properties of pharmaceutical compositions and methods according to this invention, animal experiments in
5 appropriate species that allow the analysis of diabetes and diabetes derived complications, eye diseases, tissue fibrosis, inflammation or cancer.

Models could in principle include genetic predisposition and treatments like specific diets, surgery, or toxic agents or combinations thereof. Models of diabetes could include but are
10 not limited to genetically induced diabetes like the db/db mouse, KKAY mouse and other mouse strains, the ZDF rat and other rat strains, diet induced diabetes in rats or mice, age induced diabetes, or toxic agent like streptozotocine induced diabetes and combinations thereof. Models of eye disease could include but are not limited to studies of vasculature permeability and angiogenesis like models of oxygen induced retinopathy model in mice,
15 diabetes induced retinopathy, and models of injury induced eye disease like laser induced choroideal neoangiogenesis or retinal vein occlusion model. Models of chronic kidney disease could include the ZSF rat treated with specific diets like the high fat diet. Models of arteriosclerosis could include the ApoE mouse and others and the treatment with pro-arterogenic diets. Models of inflammation could include lung inflammation induced by
20 instillation or inhalation of toxic agents like LPS or cigarette smoke, virus- or bacterial preparations, cytokines or others. Tissue inflammation could include the injection or topical application of above reagents. Models of neuroinflammation could include the above treatment as well as transgenic animals positive for mutations of Abeta and/or tau proteins. Models of fibrosis could include but are not limited to models of liver fibrosis induced by diet
25 protocols like the high fat diet, the methionine-choline deficient diet, choline-deficient aminoacid defined diet and diets enriched with cholesterol. Further treatments including liver toxic agents like tetrachloro carbon, thioacetamide, lipopolysaccharide, dextran sulfate and others as well as combinations thereof. Genetic strains that develop spontaneous liver fibrosis like the Mdr2 knock out mouse or strains that exert a susceptibility for liver fibrosis
30 like the Nrf2 knock out mouse upon treatment with protocols described above. Finally models include surgery protocols surgery like bile duct ligation for the generation of liver fibrosis. Other tissue fibrosis models could include lung fibrosis induced by toxic agents like bleomycin or kidney fibrosis including unilateral ureteral obstruction (UUO) surgery.

Pharmacological Examples

The following example shows the beneficial effect on glycemic control, body weight, body composition and anti-inflammatory and anti-fibrotic effects of the combination and pharmaceutical compositions according to the present invention.

5

Example 1: Animal in vivo experiment

Animals treatment

The C57BL/6 mice are maintained under controlled conditions of temperature ($23 \pm 2^\circ\text{C}$), humidity ($45 \pm 10\%$), lighting (12-hour artificial light and dark cycles) and air exchange.

10 Induction of a diabetes dependent NASH phenotype (Teruo Jojima et al., Diabetol Metab Syndr (2016) 8:45) is achieved by a single subcutaneous injection of streptozotocin (200 μg , Sigma-Aldrich, USA) solution 2 days after birth and feeding with high fat diet (HFD, 57 kcal% fat, cat#: HFD32, CLEA Japan, Japan) and drinking water ad libitum after 4 weeks of age.

This mouse model progresses from NAFLD to NASH by 8 weeks of age.

15 Vehicle, the compound (23) (in the form of its hydrochloride salt) and empagliflozin are administered orally to mice in a volume of 10 mL/kg body weight at the end of the light cycle starting from week 7 to week 10. Dosing groups include 10 male animals. For example the dosing of the compound (23) (as HCl salt) is 2 mg/kg and 10 mg/kg for empagliflozin once daily. The combination includes compound (23) (as HCl salt) (2 mg/kg) and empagliflozin (10
20 mg/kg).

Body weight & food intake

Body weight and food and water intake data are recorded. In the case of body weight analysis, Day 1 body weight (i.e. the weight immediately before the first drug treatment) is
25 the covariate. In the case of the food and water intake analysis, the covariate is the average daily intake during the baseline phase of the study.

Measurement of plasma biochemistry

For plasma biochemistry, blood is collected by heart puncture with an anticoagulant (Novo-Heparin; Mochida Pharmaceutical, Japan)-coated syringe. Plasma is generated by
30 centrifugation at 1,000 x g for 15 minutes at 4°C . The plasma samples are frozen immediately and thawed just before analysis. Blood levels of alanine aminotransferase (ALT), triglycerides (TG), free fatty acids (FFA), and glycated albumin (GA) are measured with an auto-analyzer (JEOL Ltd., Tokyo, Japan). Further plasma parameters are assayed by
35 commercial kits e.g. glucose (Thermo Electron Corp., PA, USA) and insulin (Merckodia,

Uppsala, Sweden). Blood (collected in an EDTA tube and frozen immediately) is assayed for HbA1c by a direct enzymatic assay (Diazyme, CA, USA).

Measurement of liver TG

- 5 Liver total lipid-extracts are obtained by Folch's method (Folch J. et al, J Biol Chem 1957;226:497). The liver samples are homogenized in chloroform-methanol (2:1, v/v) and incubated for 12 h at room temperature. After washing with chloroform-methanol-water (8:4:3, v/v/v), the samples are evaporated to dryness and afterwards dissolved in isopropanol. Total TG content are measured by Triglyceride E-test (Wako Pure Chemical Industries).
- 10

Histopathological and immunohistochemical analyses

- Tissue sections are cut from paraffin blocks of liver samples prefixed in Bouin's solution and stained with Lillie-Mayer's Hematoxylin (Muto Pure Chemicals, Japan) and eosin solution SR_MNP036-1208-6 8 / 15 (Wako Pure Chemical Industries). NAFLD Activity score (NAS) is calculated according to Kleiner criteria (Kleiner DE et al. Hepatology 2005;41:1313).
- 15
- Collagen deposition is visualized by staining of Bouin's fixed liver sections with picro-Sirius red solution (Waldeck GmbH & Co., Germany).

20 Gene expression analysis

- Liver samples from animal studies are preserved in RNAlater™ (Qiagen #R0901) overnight at 4°C and frozen thereafter at -20°C. For RNA preparation, samples (100 mg) are thawed and transferred to extraction tubes Lysing Matrix D 1,4 mm ceramic spheres (Fa. Mpbio #6913-500) for homogenization in 700 µL RLTplus buffer (Qiagen #1053393). Lysates are phenol-chloroform extracted and 1/3 is subjected to RNA isolation according to RNeasy® 96 Kit (Qiagen # 74181) protocol. RNA yields are quantified and a constant amount of RNA is transcribed into cDNA with the use of High Capacity cDNA RT kit (Applied Biosystems, Cat# 4368813). Gene expression levels are determined with the use of Quanti Fast Probe PCR Master Mix (Qiagen, Cat# 204256) and respective Taqman Gene Expression Primer/Probes Assay on demand (Applied Biosystems). The markers are Col1a1 (Mm00801666_g1), Ctgf (Mm01192932_g1), Fap (Mm01329177_m1), Timp-1 (Mm00441818_m1), Itgam (Mm00434455_m1), Emr1 (Mm00802529_m1), Serpine1 (Mm00435860_m1), Saa1 (Mm00656927_g1). The marker ct-values of the single samples are compared to a standard curve of RNA mixture, generated from the respective experiment and resulting RNA quantity is normalized to 18S values (18S housekeeping gene, Applied Biosystems #4333760-
- 25
- 30
- 35

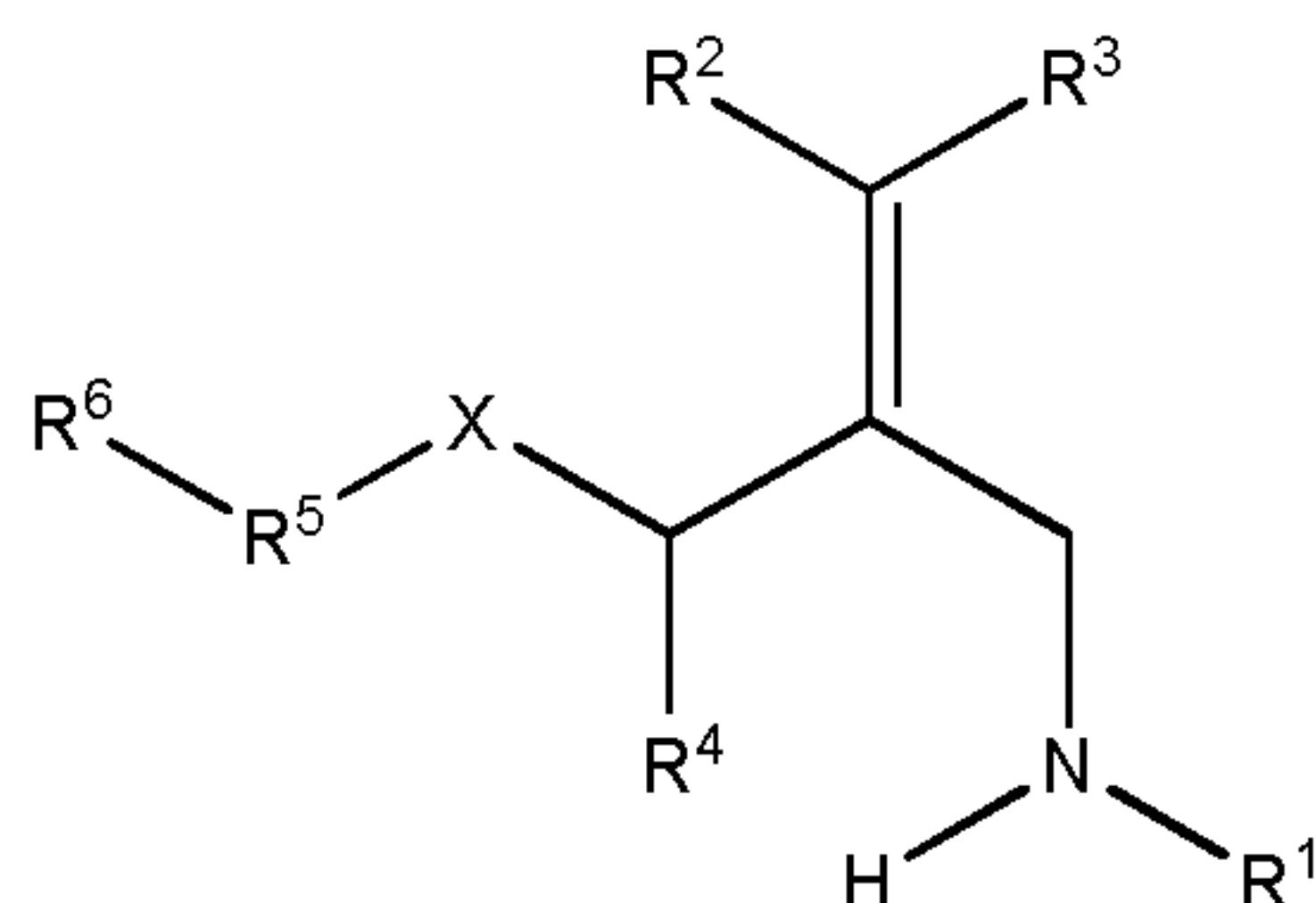
1109036). Resulting normalized expression levels are divided by the mean of the control group and expressed as fold-change to control.

Statistical Tests

- 5 Statistical analyses are performed using Prism 4 Software (GraphPad Software, USA) using ONE-way ANOVA. P values < 0.05 are considered statistically significant.

Claims:

1. A pharmaceutical combination comprising
5 (a) an SSAO/VAP-1 inhibitor of formula (I):



Formula I

or a pharmaceutically acceptable salt thereof, wherein:

R¹ and R⁴ are independently hydrogen or optionally substituted C₁₋₆-alkyl;

- 10 R² and R³ are independently selected from the group consisting of hydrogen, chlorine and fluorine; provided, however, that R² and R³ are not hydrogen at the same time;

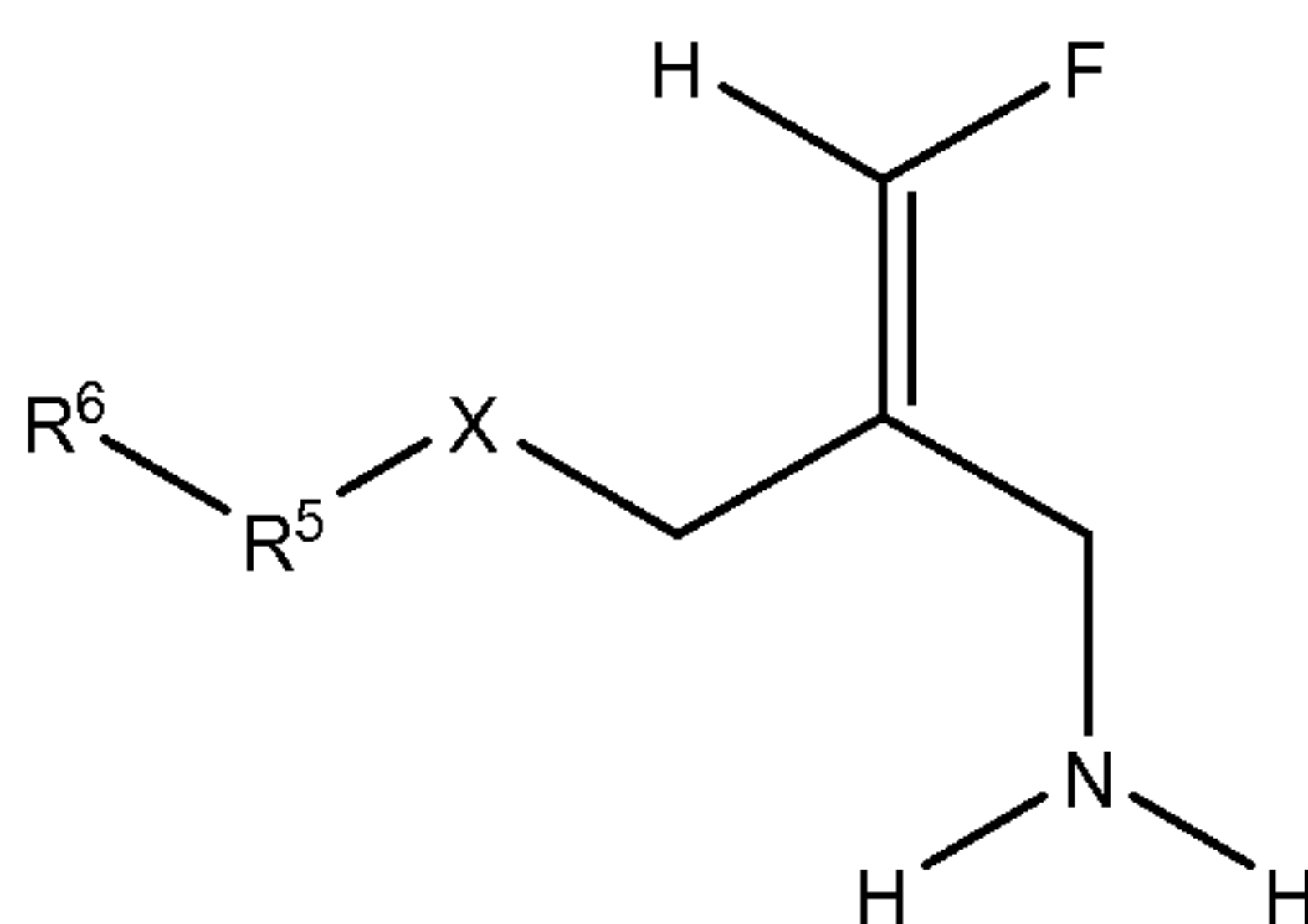
R⁵ is an optionally substituted arylene group;

R⁶ is selected from



- 15 R⁷ and R⁸ are independently selected from the group consisting of hydrogen, optionally substituted C₁₋₆-alkyl and optionally substituted C₃₋₇-cycloalkyl; and
X is CH₂, oxygen, sulfur or SO₂, and
(b) an SGLT2 inhibitor.

- 20 2. The pharmaceutical combination according to claim 1 wherein the SSAO/VAP-1 inhibitor is of formula (II)

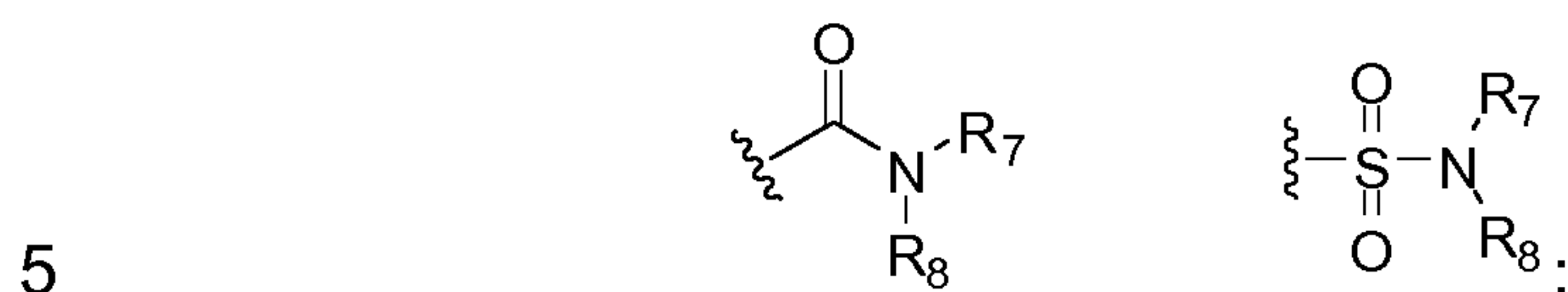


Formula II

or a pharmaceutically acceptable salt thereof, wherein:

R⁵ is an unsubstituted phenylene group or a phenylene group substituted by one or more groups independently selected from alkyl, halo, alkoxy and haloalkyl;

R⁶ is selected from



R⁷ and R⁸ are independently selected from the group consisting of hydrogen, optionally substituted C₁₋₆alkyl and optionally substituted C₃₋₇cycloalkyl; and

X is oxygen.

10 3. The pharmaceutical combination according to claims 1 or 2 wherein the SSAO/VAP-1 inhibitor is selected from a group consisting of

(E)-4-(2-(Aminomethyl)-3-fluoroallyloxy)benzamide;

(E)-4-(2-(Aminomethyl)-3-fluoroallyloxy)benzene-sulfonamide;

(E)-4-(2-(Aminomethyl)-3-fluoroallyloxy)-N,N-dimethylbenzamide;

15 (E)-4-(2-(Aminomethyl)-3-fluoroallyloxy)-N,N-dimethylbenzenesulfonamide;

(E)-4-(2-(Aminomethyl)-3-fluoroallyloxy)-N-tert-butylbenzenesulfonamide;

(E)-4-(2-(Aminomethyl)-3-fluoroallyloxy)-N-tert-butyl-3-fluorobenzamide;

(E)-4-(2-(Aminomethyl)-3-fluoroallyloxy)-N-tert-butyl-2-(trifluoromethyl)benzamide;

(E)-4-(2-(Aminomethyl)-3-fluoroallyloxy)-N-tert-butylbenzamide;

20 (E)-4-(2-(Aminomethyl)-3-fluoroallyloxy)-N,N-diethylbenzamide;

(E)-4-(2-(Aminomethyl)-3-fluoroallyloxy)-N-methylbenzamide;

(E)-4-(2-(Aminomethyl)-3-fluoroallyloxy)-N-methylbenzenesulfonamide;

(E)-4-(2-(Aminomethyl)-3-fluoroallyloxy)-N-ethylbenzenesulfonamide;

(E)-4-(2-(Aminomethyl)-3-fluoroallyloxy)-N-isopropylbenzenesulfonamide and

25 (E)-4-(2-(Aminomethyl)-3-fluoroallyloxy)-N-isopropylbenzamide.

4. The pharmaceutical combination according to claims 1 to 3 wherein the SGLT2 inhibitor is selected from the group of empagliflozin, dapagliflozin, canagliflozin, ipragliflozin, tofogliflozin, luseogliflozin, atigliflozin, remogliflozin, sergliflozin, ertugliflozin and sotagliflozin.

30

5. A method for preventing, slowing the progression of, delaying or treating fibrotic disorders, metabolic disorders, inflammation disorders, ocular disease, neuroinflammatory disorders or cancer in a patient in need thereof characterized in

that the pharmaceutical combination according to claims 1 to 4 is administered to the patient.

- 5 6. The method according claim 5 wherein the fibrotic disorder is selected from the group consisting of cystic fibrosis, interstitial lung disease, including idiopathic pulmonary fibrosis, liver fibrosis, non-alcoholic steatohepatitis (NASH), alcohol induced fatty liver, alcohol induced liver fibrosis, toxic fatty liver and cirrhosis of the liver, kidney fibrosis, scleroderma, radiation-induced fibrosis and other diseases where excessive fibrosis contributes to disease pathology.
- 10 7. The method according claim 5 wherein the metabolic disorder is selected from the group consisting of pre-diabetes mellitus, type 1 diabetes mellitus, type 2 diabetes mellitus, complications associated with diabetes mellitus, overweight, obesity, impaired glucose tolerance (IGT), impaired fasting blood glucose (IFG), hyperglycemia, postprandial hyperglycemia, insulin resistance, fatty liver, including non-alcoholic fatty liver disease (NAFLD), overweight, obesity and metabolic syndrome.
- 15 8. The method according claim 7 wherein the metabolic disorder is a complication associated with diabetes mellitus selected from the group consisting of cataracts and micro- and macrovascular diseases, such as diabetic nephropathy, glomerulosclerosis, diabetic retinopathy, choroidal neovascularisation, non-alcoholic fatty liver (NAFL) disease, non-alcoholic steatohepatitis (NASH), diabetic neuropathy, diabetic pain, tissue ischaemia, diabetic foot, diabetic ulcer, arteriosclerosis, myocardial infarction, acute coronary syndrome, unstable angina pectoris, stable angina pectoris, stroke, peripheral arterial occlusive disease, cardiomyopathy, heart failure, cardiovascular death, heart rhythm disorders and vascular restenosis.
- 20
- 25

