



US 20180087054A1

(19) **United States**

(12) **Patent Application Publication**
Querbes et al.

(10) **Pub. No.: US 2018/0087054 A1**
(43) **Pub. Date: Mar. 29, 2018**

(54) **ANGIOPOIETIN-LIKE 3 (ANGPTL3) IRNA COMPOSITIONS AND METHODS OF USE THEREOF**

(60) Provisional application No. 62/261,361, filed on Dec. 1, 2015, provisional application No. 62/146,604, filed on Apr. 13, 2015.

(71) Applicant: **Alnylam Pharmaceuticals, Inc.**,
Cambridge, MA (US)

Publication Classification

(72) Inventors: **William Querbes**, Boston, MA (US);
Kevin Fitzgerald, Brookline, MA (US);
James Butler, Lynnfield, MA (US);
Stephanie Williams, Littleton, MA
(US); **Gregory Hinkle**, Cambridge, MA
(US); **Martin Maier**, Belmont, MA
(US)

(51) **Int. Cl.**
C12N 15/113 (2006.01)
A61K 47/54 (2006.01)
A61K 31/713 (2006.01)

(52) **U.S. Cl.**
CPC *C12N 15/1136* (2013.01); *A61K 47/549*
(2017.08); *A61K 31/713* (2013.01); *C12N*
2310/14 (2013.01); *C12N 2320/32* (2013.01);
C12N 2310/351 (2013.01); *C12N 2310/34*
(2013.01); *C12N 2320/35* (2013.01); *C12N*
2310/315 (2013.01)

(21) Appl. No.: **15/782,091**

(22) Filed: **Oct. 12, 2017**

(57) **ABSTRACT**

The invention relates to double-stranded ribonucleic acid (dsRNA) compositions targeting the ANGPTL3 gene, as well as methods of inhibiting expression of ANGPTL3 and methods of treating subjects having a disorder of lipid metabolism, such as hyperlipidemia or hypertriglyceridemia, using such dsRNA compositions.

Related U.S. Application Data

(63) Continuation of application No. PCT/US2016/027271, filed on Apr. 13, 2016.

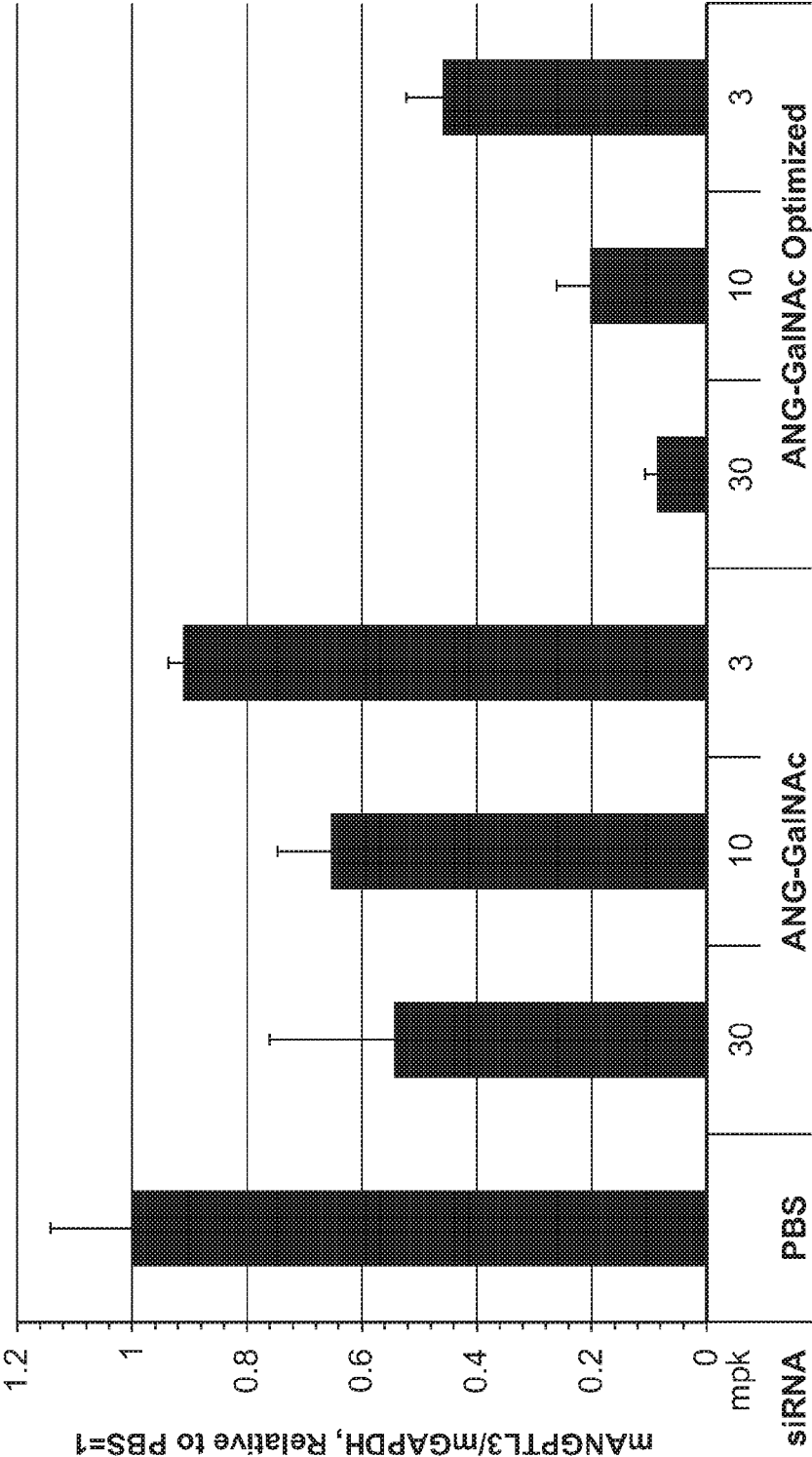


FIG. 1

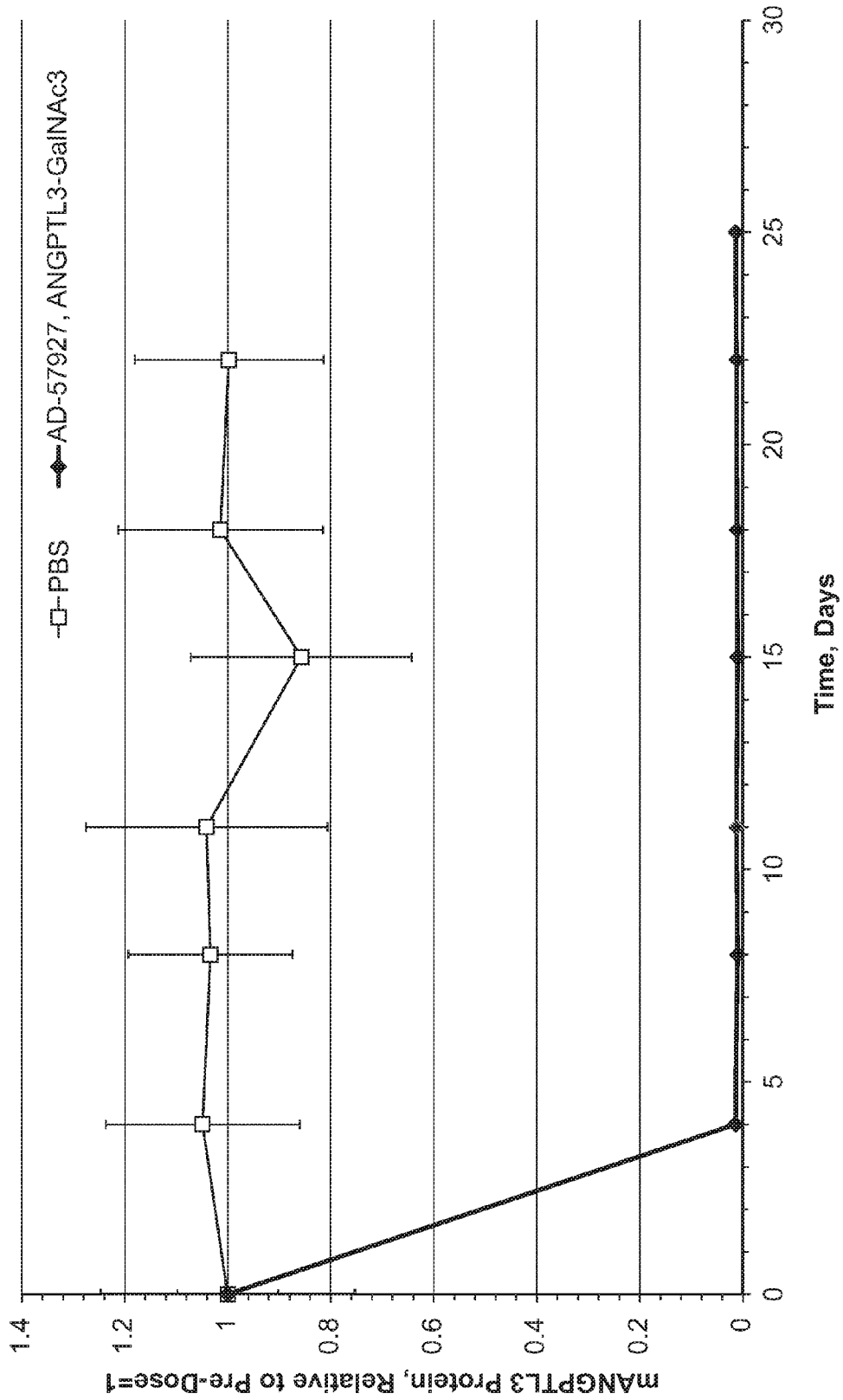


FIG. 2

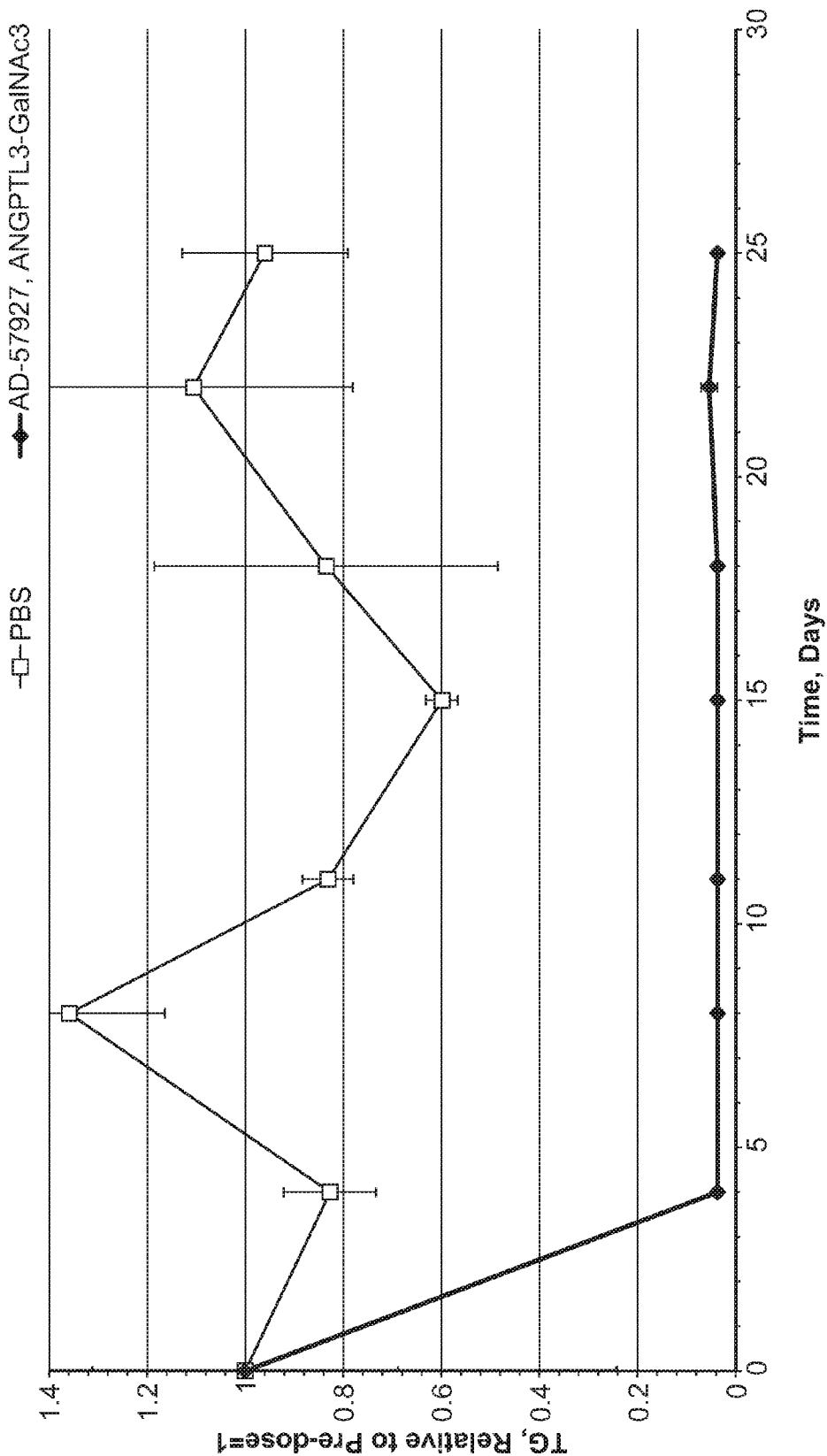


FIG. 3

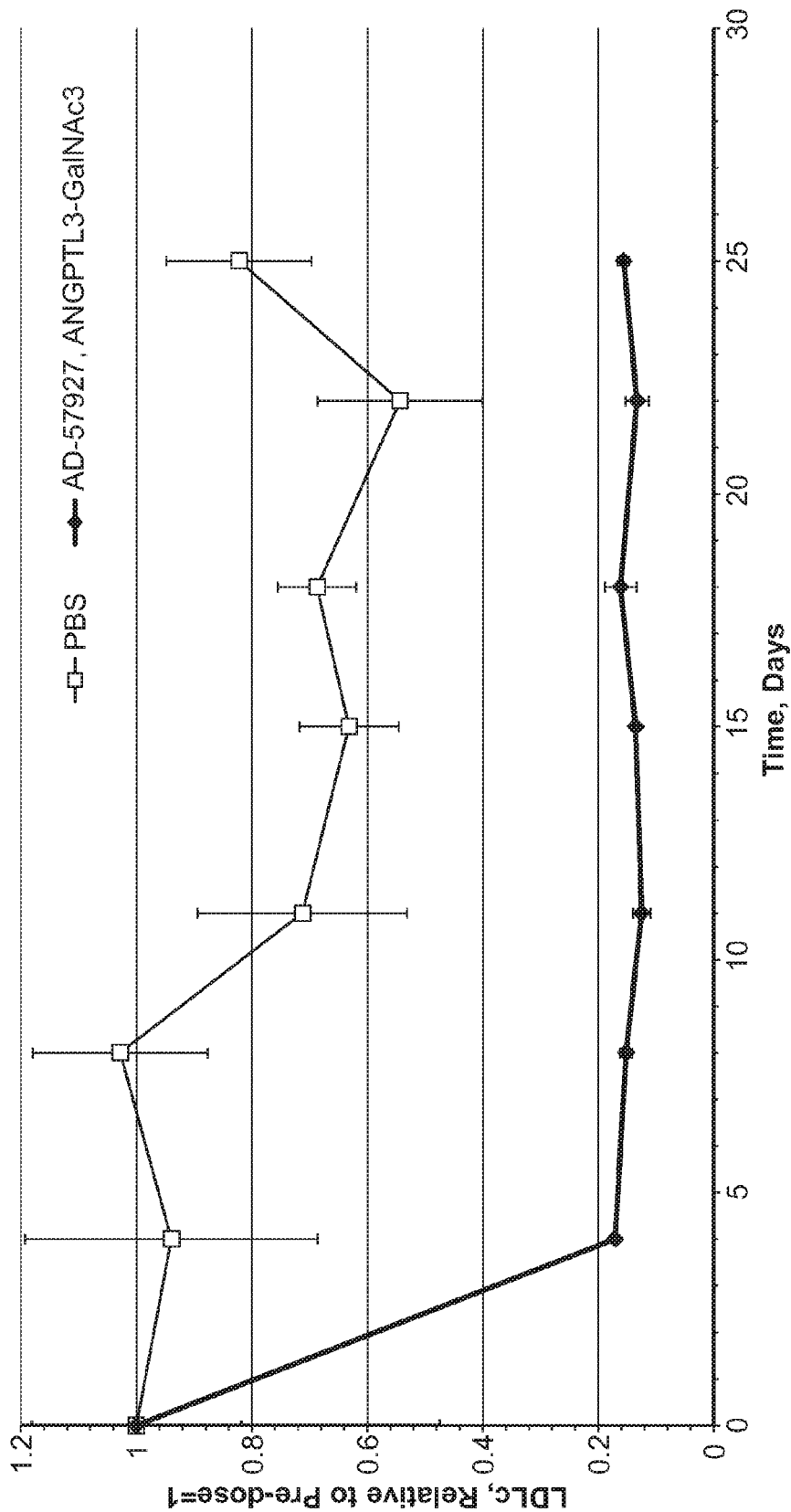


FIG. 4

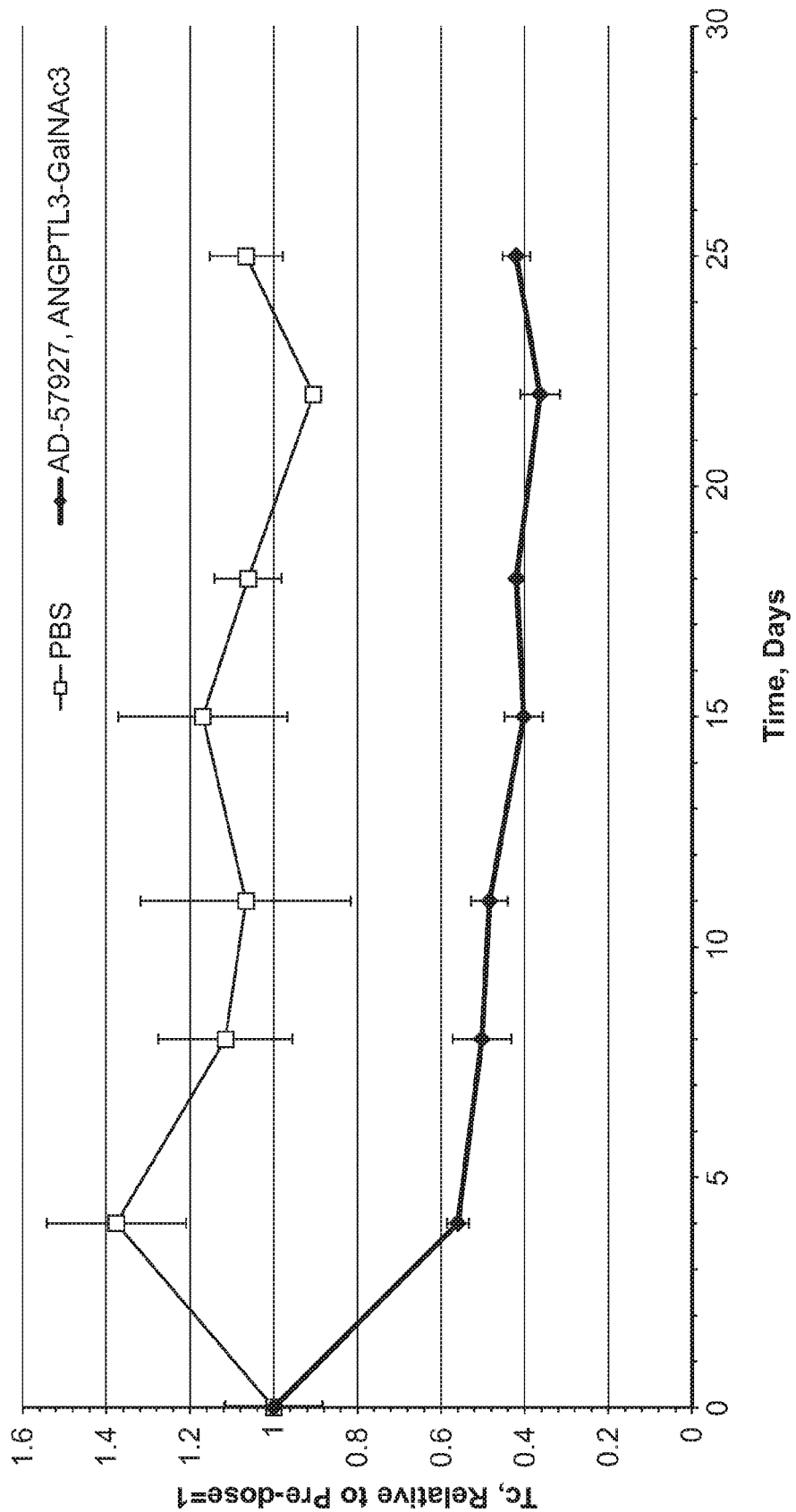


FIG. 5

FIG. 6B

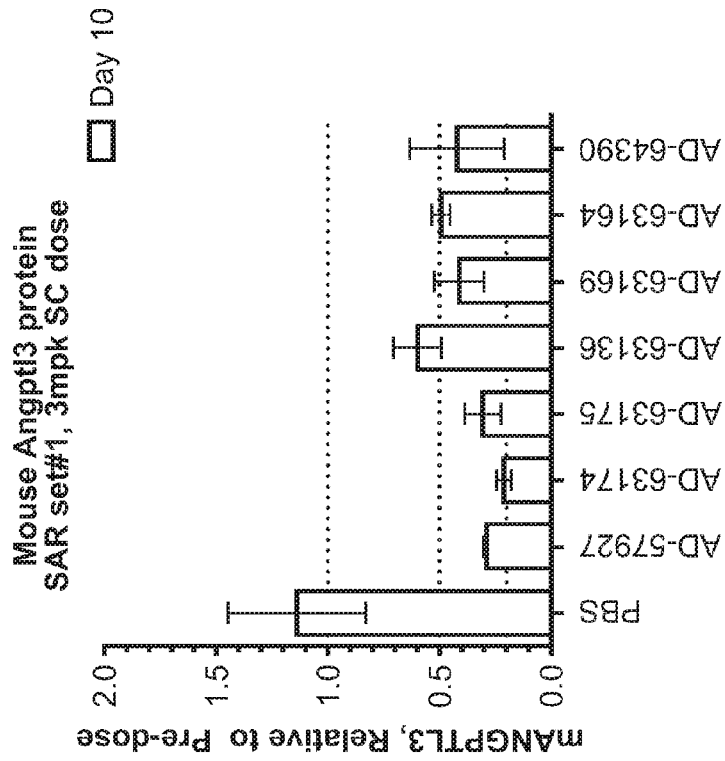


FIG. 6A

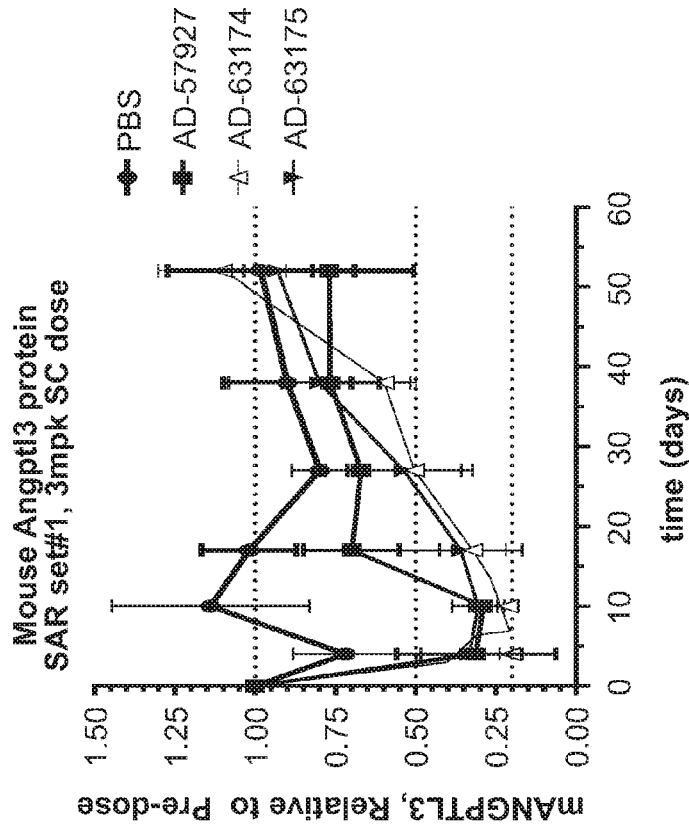


FIG. 7A

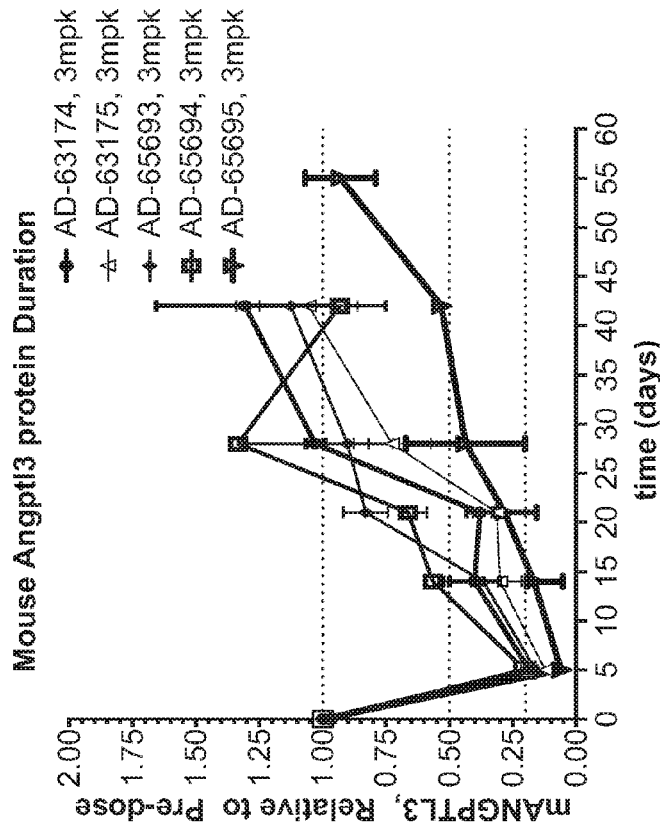
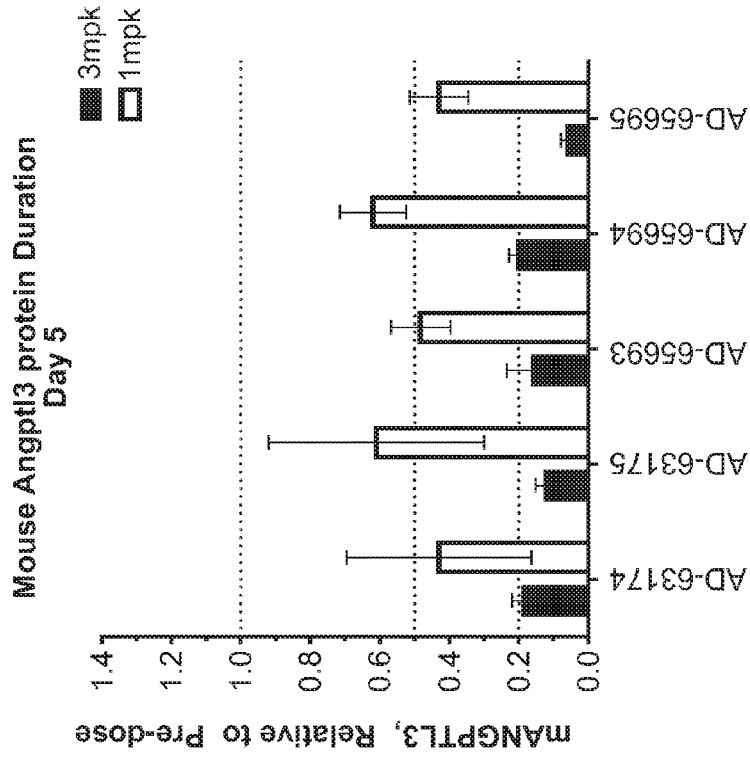


FIG. 7B



Mouse Angptl3 SAR lead chemistries vs. parent at 3mpk in ob/ob mice

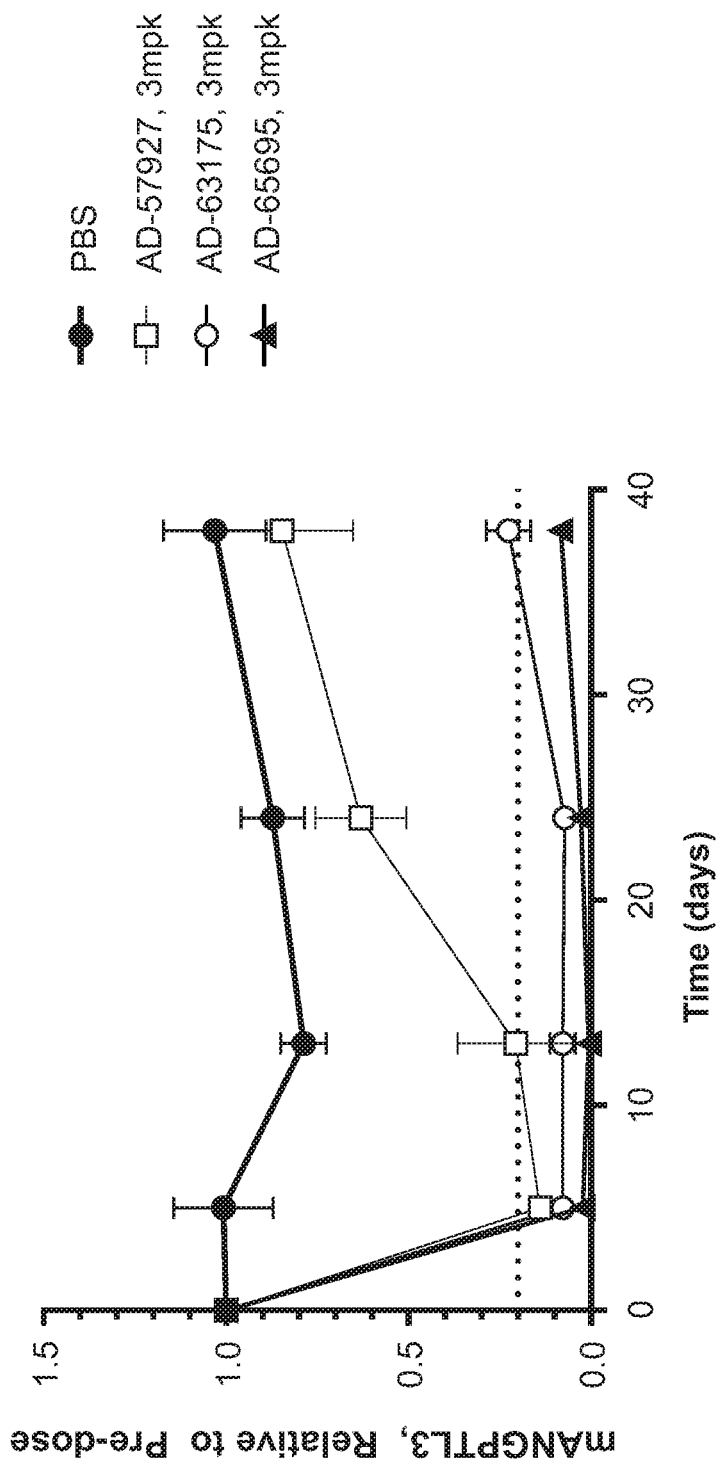


FIG. 8A

Mouse Angptl3 SAR lead chemistries vs. parent at 3mpk in ob/ob mice

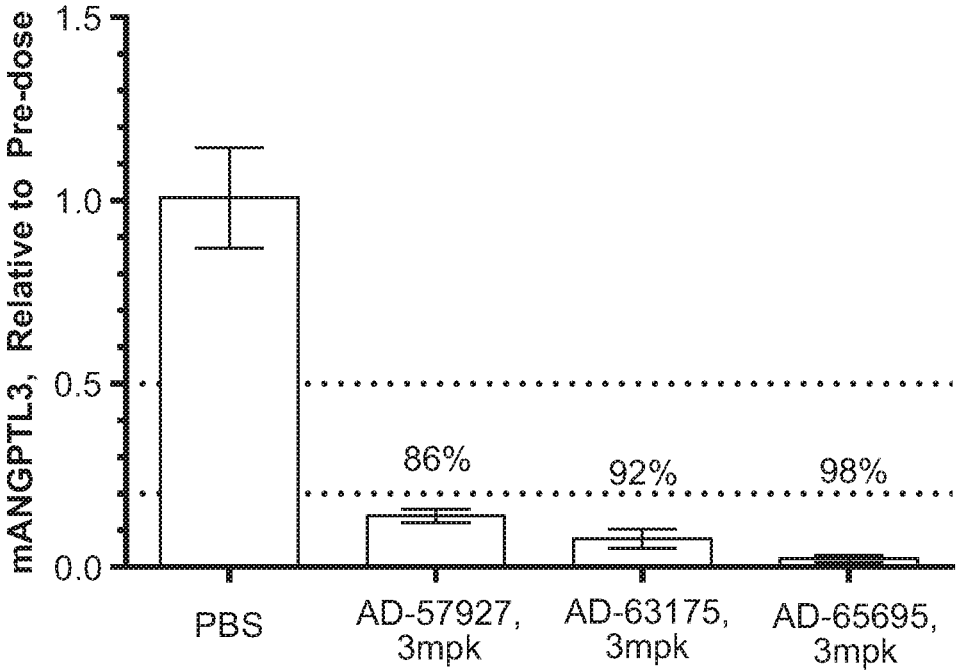


FIG. 8B

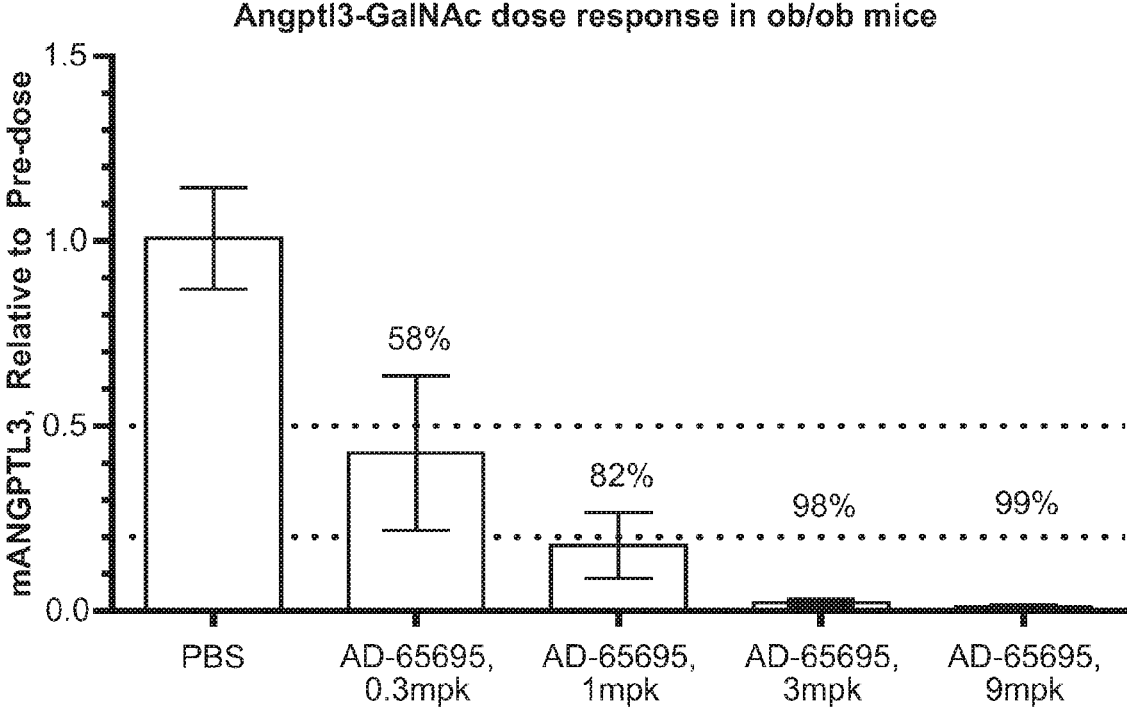


FIG. 9

FIG. 10A

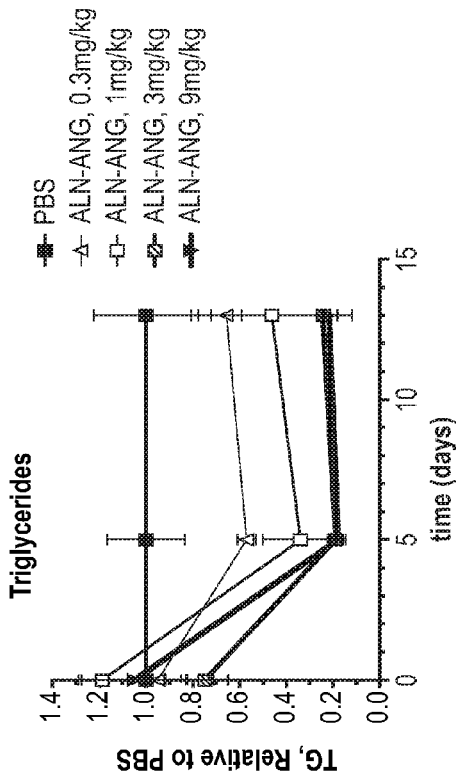


FIG. 10B

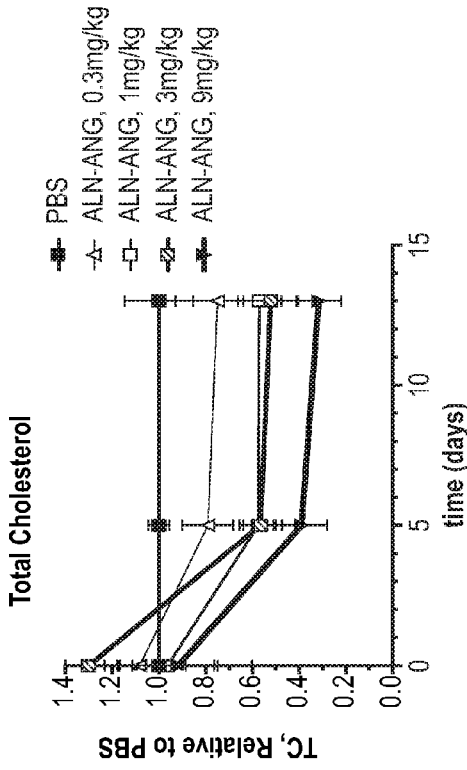


FIG. 10C

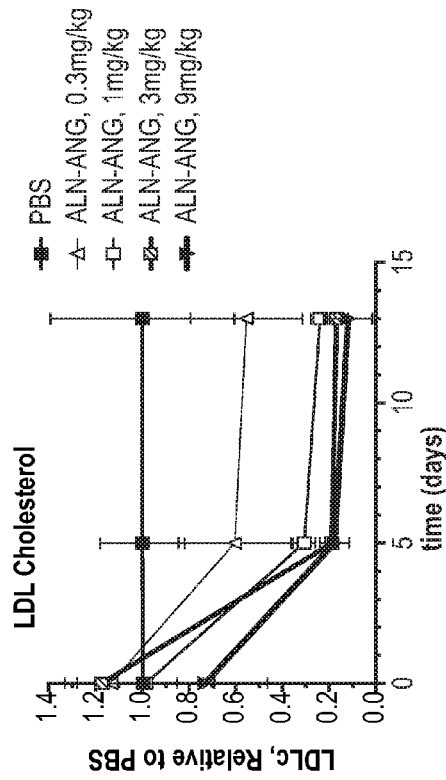
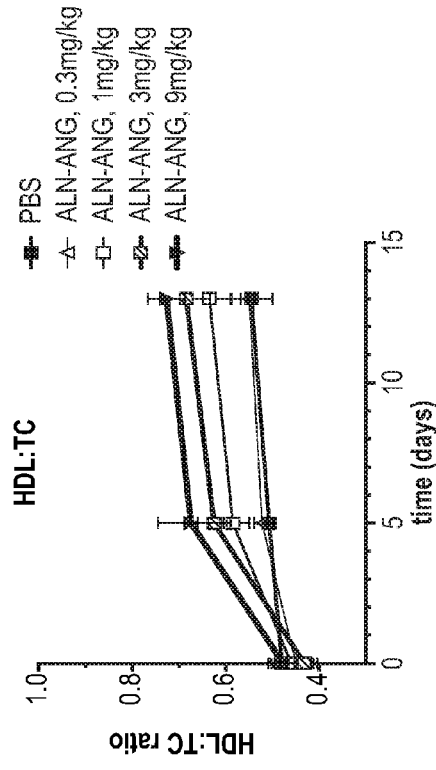
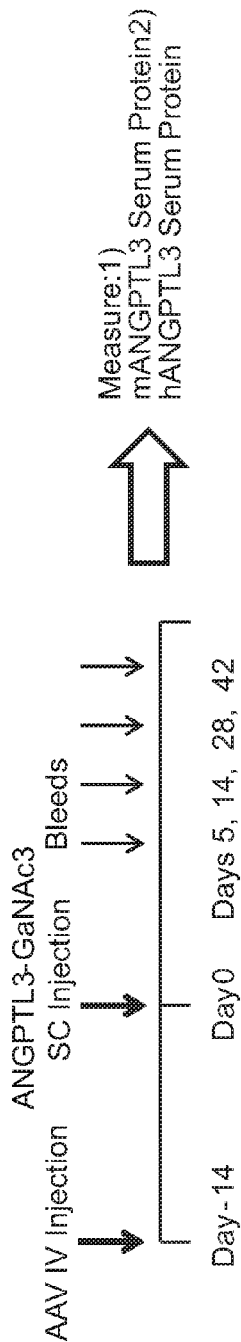


FIG. 10D





Vector	Vector Dose (GC/mouse)	Cross reactivity*	Angptl3-GaINAc3	siRNA Dose (mg/kg)	N=
AAV8-TBG-ANGPTL3	1.00E+11	-	PBS	0	4
		m/r/cy/h	AD-57927, 6PS toffee	3	4
		m/r/cy/h	AD-65695, 6PS (low FI version of AD-57927)	3	4
		cy/h	AD-62865, 6PS toffee	3	4
		cy/h	AD-62866, 6PS toffee	3	4

*m = mouse
r = rat
cy = Cynomologous
h = human

FIG. 11

FIG. 12A

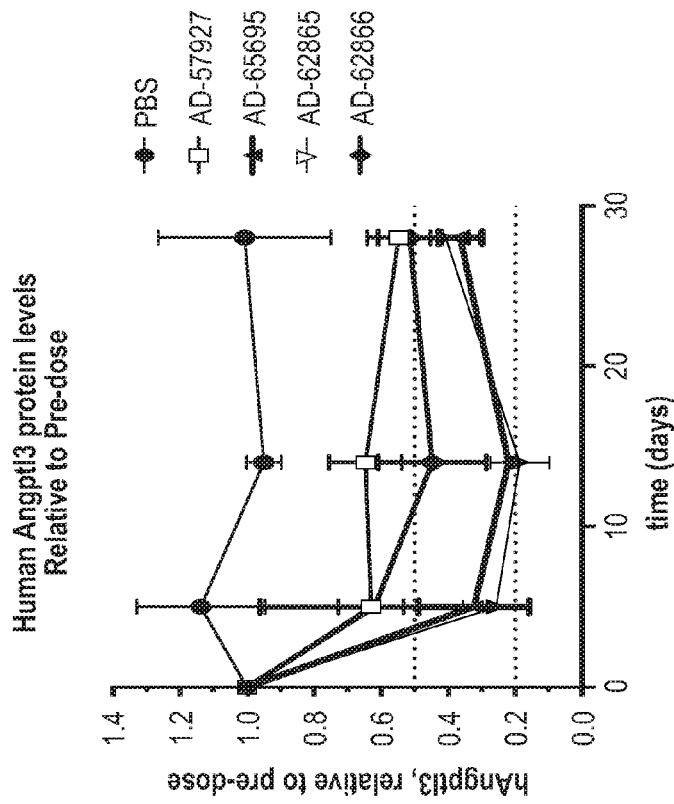
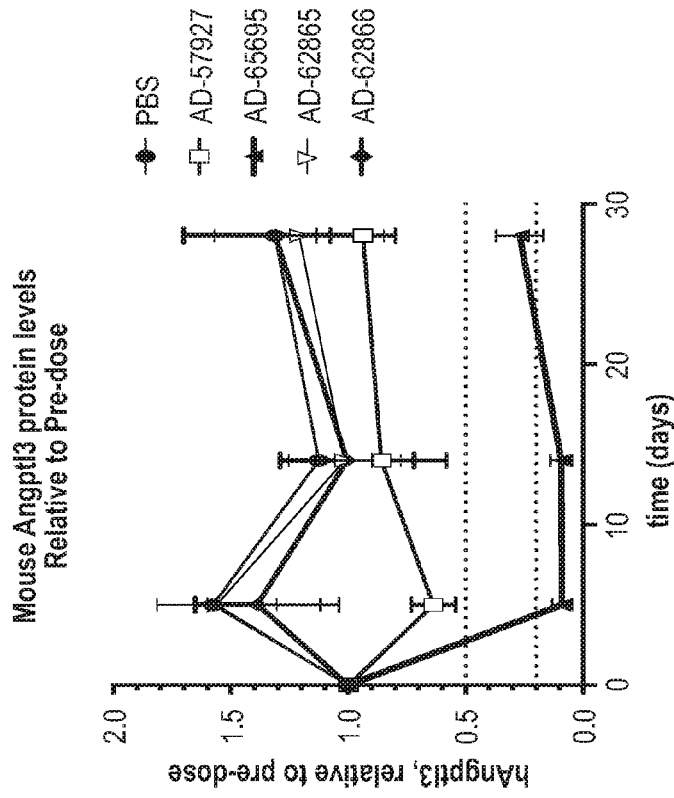
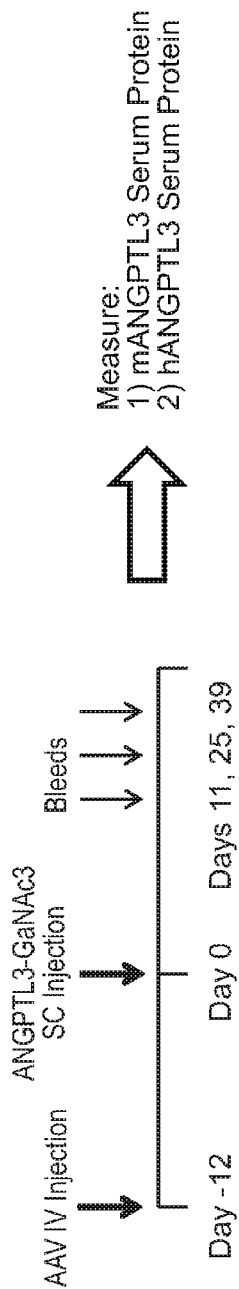


FIG. 12B





Vector	Vector Dose (GC/mouse)	Cross reactivity	Angptl3-GaINAc3	siRNA Dose (mg/kg)	N=
AAV8-TBG-ANGPTL3	1.00E+11	-	PBS	0	3
		m/r/cy/h	AD-65695, 6PS low FI lead	3	3
		m/r/cy/h	AD-65695, 6PS low FI lead	1	3
		m/r/cy/h	AD-65695, 6PS low FI lead	0.3	3
		cy/h	AD-62865, 6PS toffee	3	3
		cy/h	AD-62865, 6PS toffee	1	3
		cy/h	AD-62866, 6PS toffee	0.3	3

FIG. 13

FIG. 14B

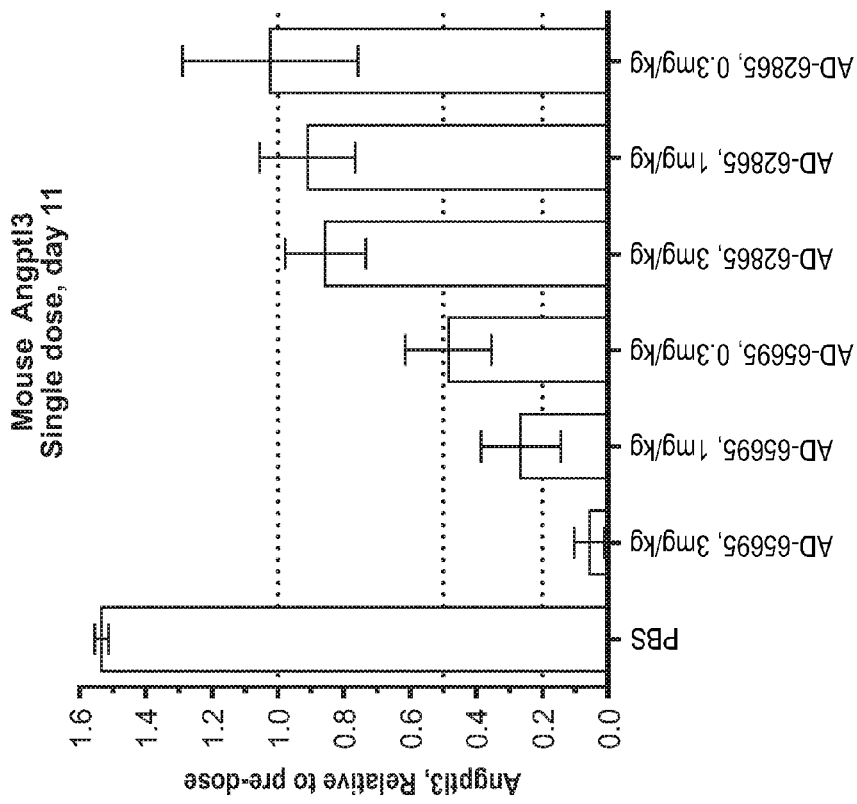


FIG. 14A

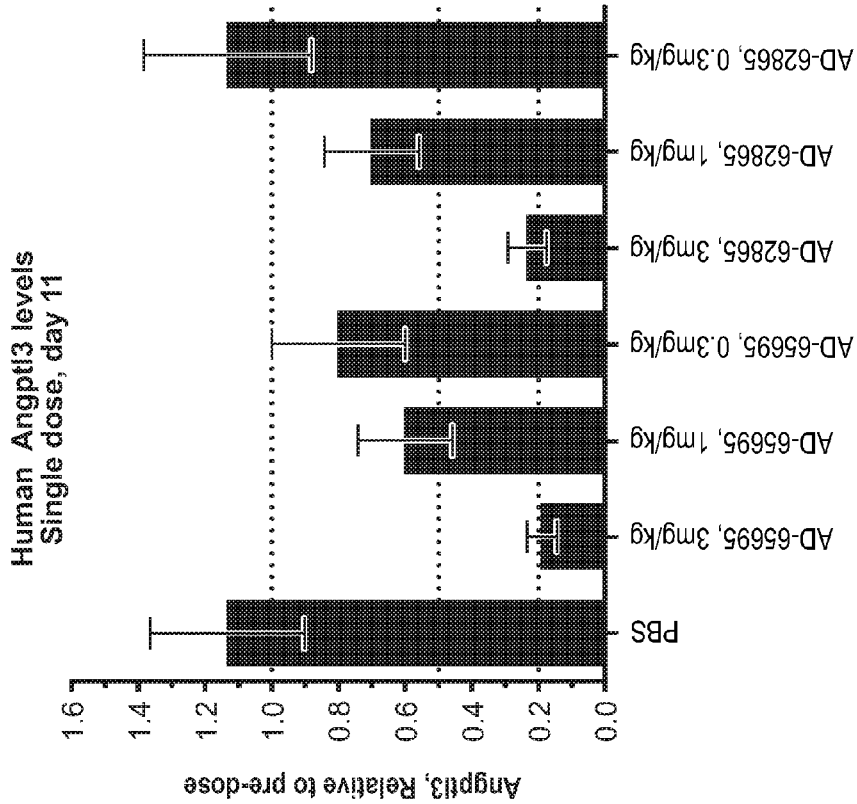


FIG. 15A

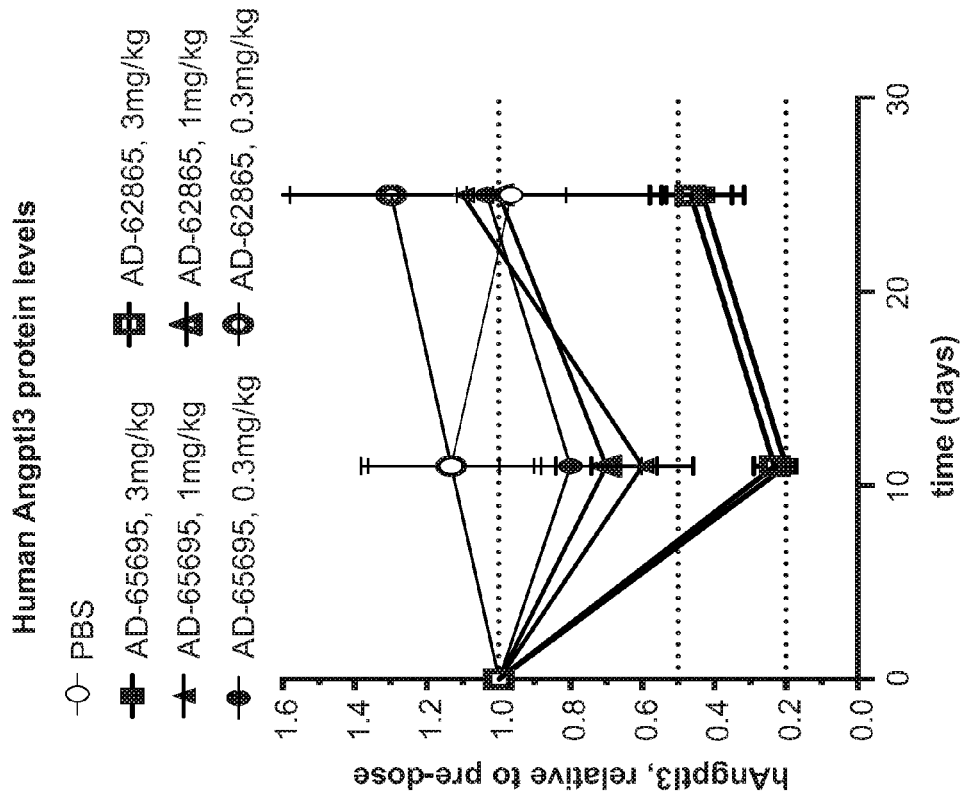
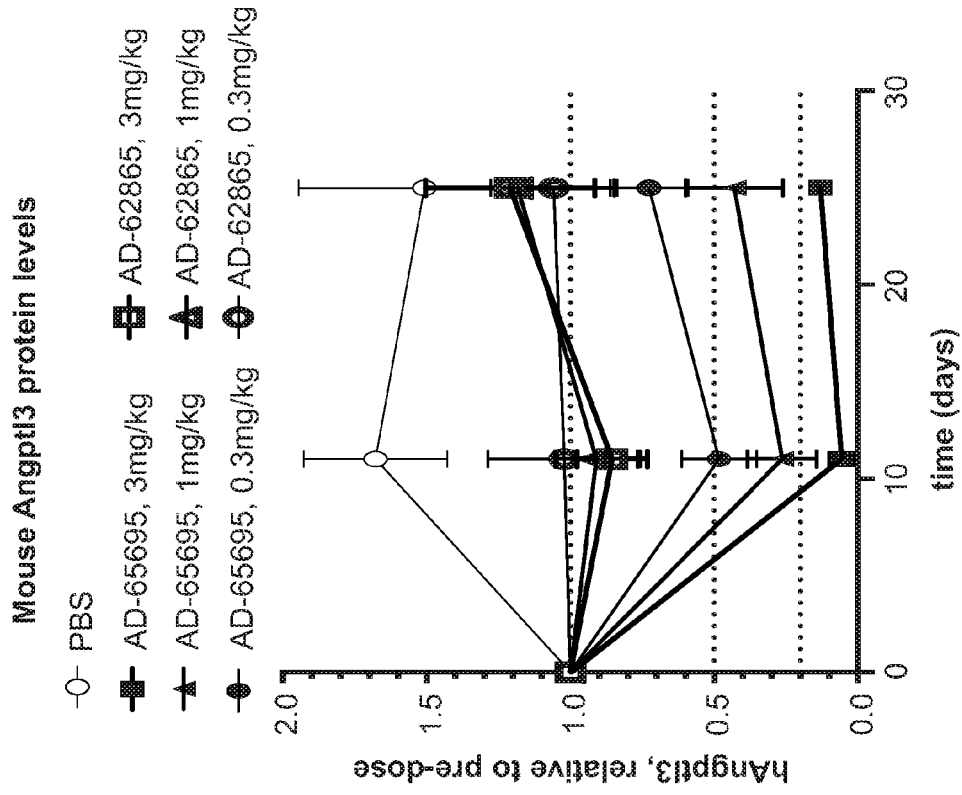


FIG. 15B



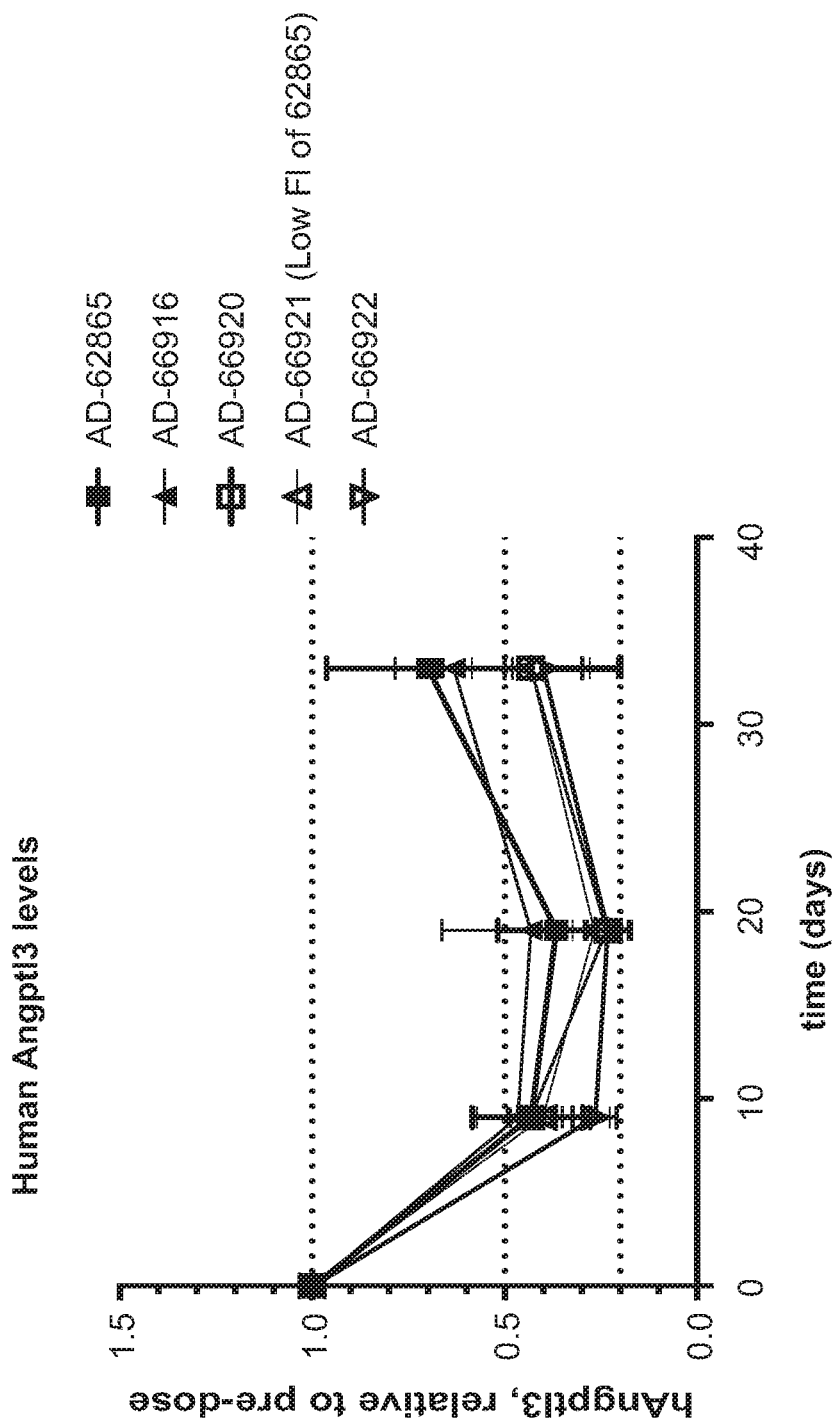


FIG. 16

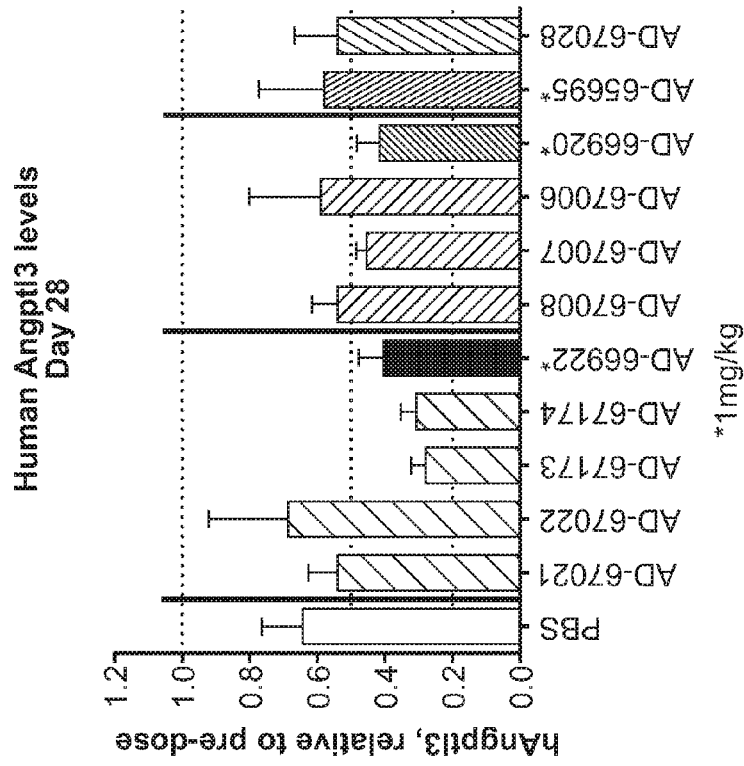


FIG. 17B

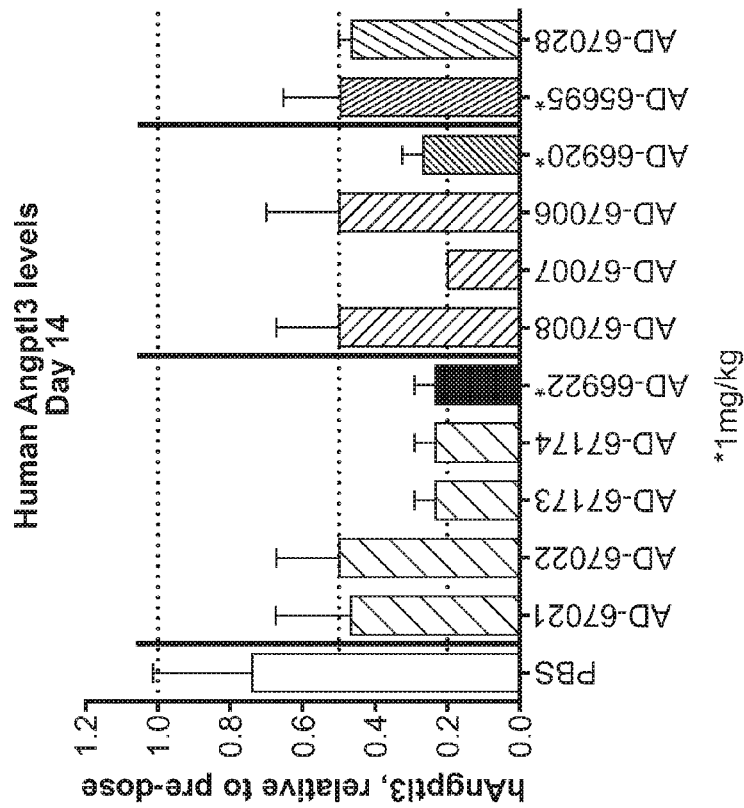


FIG. 17A

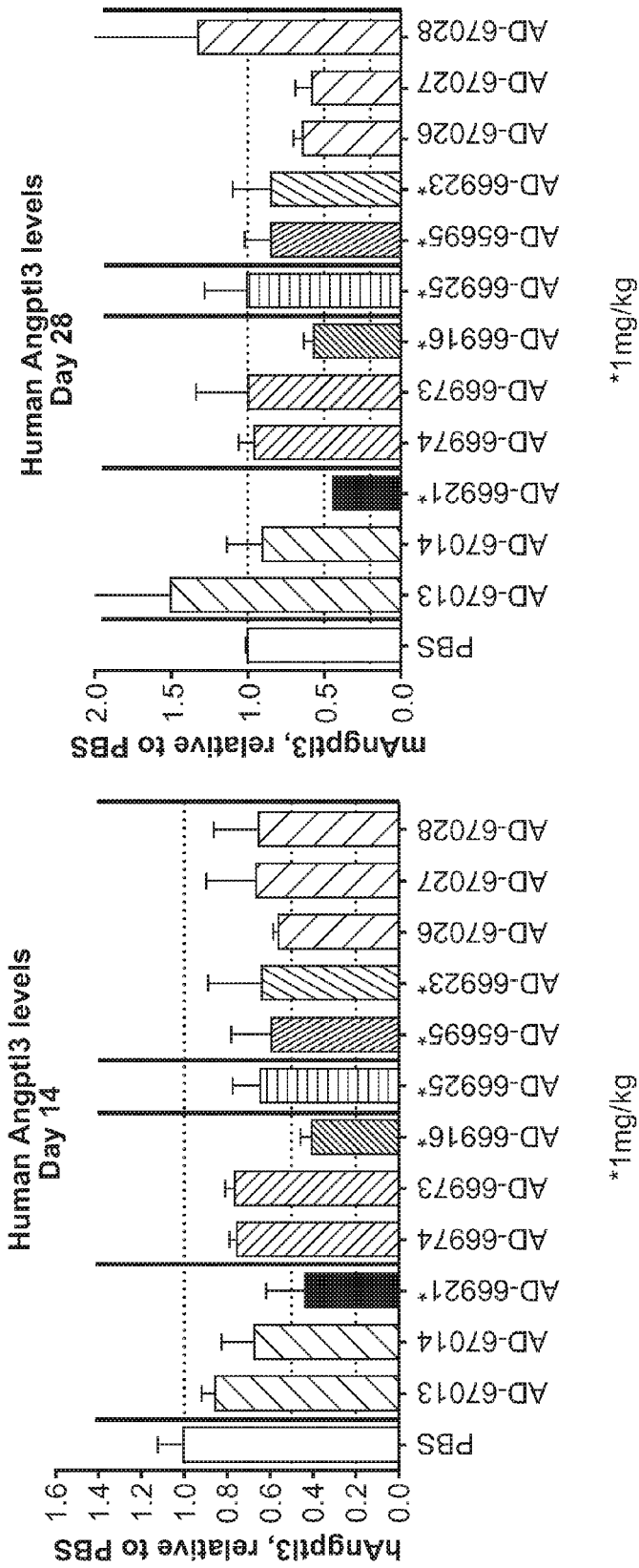


FIG. 18A

FIG. 18B

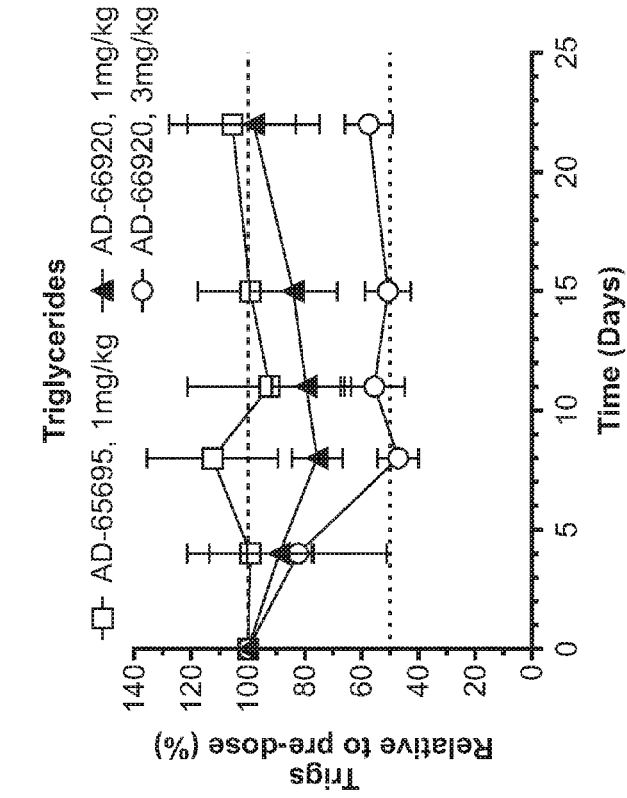


FIG. 19B

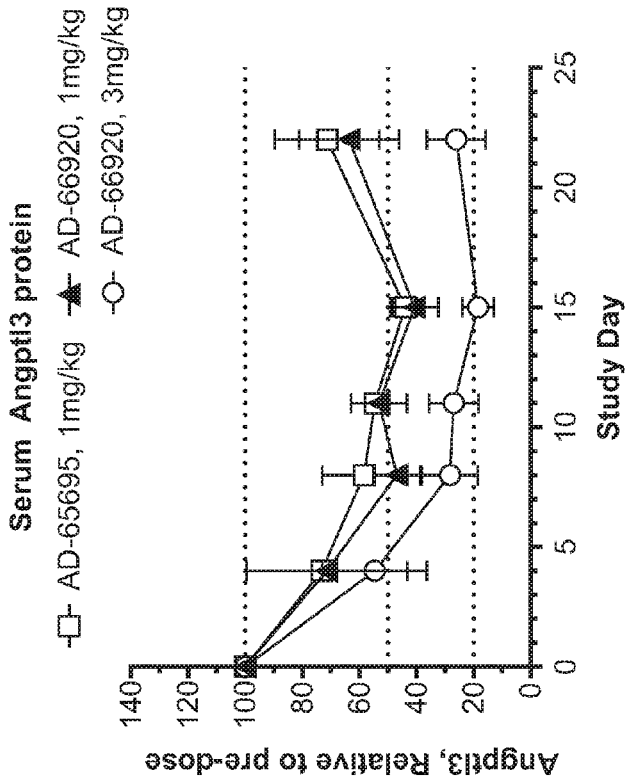


FIG. 19A

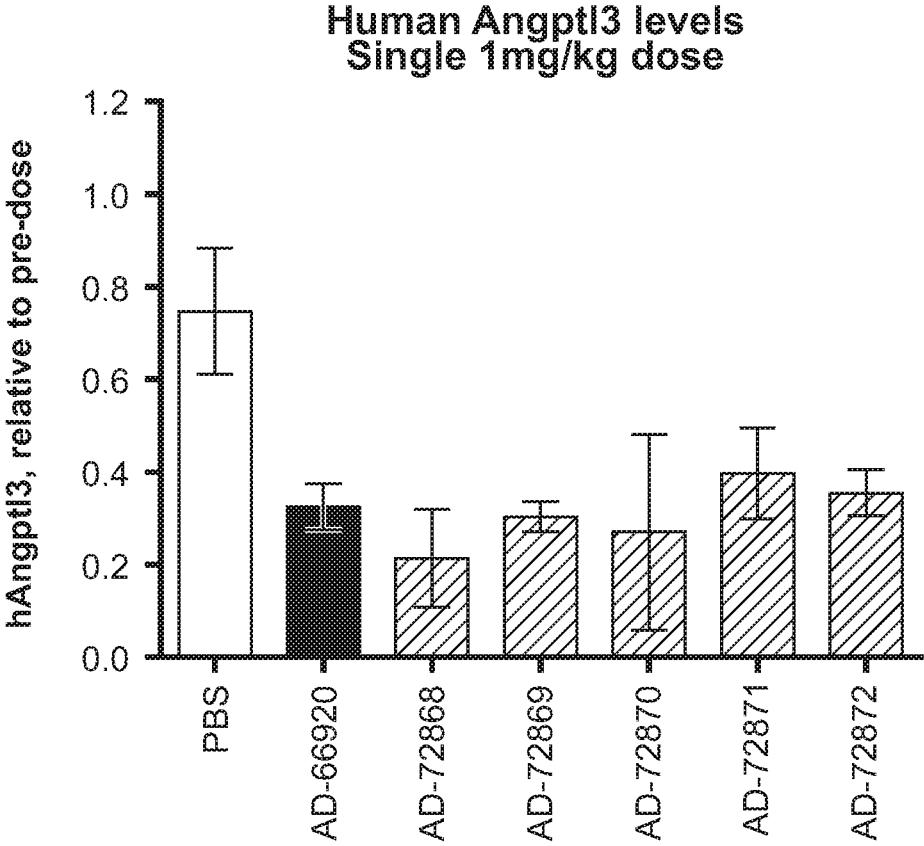


FIG. 20

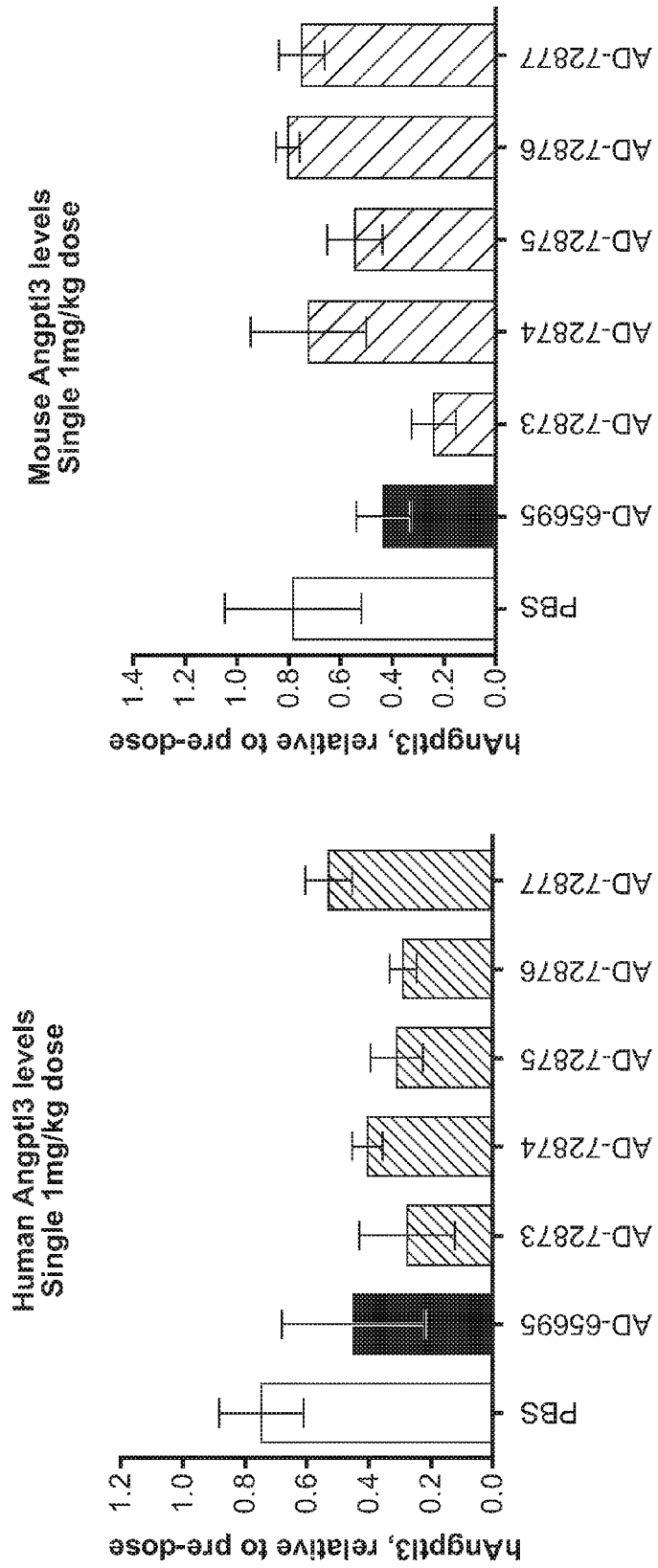


FIG. 21A

FIG. 21B

ANGIOPOIETIN-LIKE 3 (ANGPTL3) IRNA COMPOSITIONS AND METHODS OF USE THEREOF

RELATED APPLICATIONS

[0001] This application is a 35 § U.S.C. 111(a) continuation application which claims the benefit of priority to PCT/US2016/027271, filed on Apr. 13, 2016, which in turn claims priority to U.S. Provisional Application No. 62/146,604, filed on Apr. 13, 2015, and U.S. Provisional Application No. 62/261,361, filed on Dec. 1, 2015. The entire contents of each of the foregoing applications are hereby incorporated herein by reference.

SEQUENCE LISTING

[0002] The instant application contains a Sequence Listing which has been submitted electronically in ASCII format and is hereby incorporated by reference in its entirety. Said ASCII copy, created on Oct. 5, 2017, is named 121301_03303_SL.txt and is 213,290 bytes in size.

BACKGROUND OF THE INVENTION

[0003] Angiopoietin-like 3 (ANGPTL3) is a member of the angiopoietin-like family of secreted factors that regulates lipid metabolism and that is predominantly expressed in the liver (Koishi, R. et al., (2002) *Nat. Genet.* 30(2):151-157). ANGPTL3 dually inhibits the catalytic activities of lipoprotein lipase (LPL), which catalyzes the hydrolysis of triglycerides, and of endothelial lipase (EL), which hydrolyzes high density lipoprotein (HDL) phospholipids. In hypolipidemic, yet obese, KK/Snk mice, a reduction in ANGPTL3 expression has a protective effect against hyperlipidemia and atherosclerosis by promoting the clearance of triglycerides (Ando et al., (2003) *J. Lipid Res.*, 44:1216-1223). Human ANGPTL3 plasma concentrations positively correlate with plasma HDL cholesterol and HDL phospholipid levels (Shimamura et al., (2007) *Arterioscler. Thromb. Vasc. Biol.*, 27:366-372).

[0004] Disorders of lipid metabolism can lead to elevated levels of serum lipids, such as triglycerides and/or cholesterol. Elevated serum lipids are strongly associated with high blood pressure, cardiovascular disease, diabetes and other pathologic conditions. Hypertriglyceridemia is an example of a lipid metabolism disorder that is characterized by high blood levels of triglycerides. It has been associated with atherosclerosis, even in the absence of high cholesterol levels (hypercholesterolemia). When triglyceride concentrations are excessive (i.e., greater than 1000 mg/dl or 12 mmol/l), hypertriglyceridemia can also lead to pancreatitis. Hyperlipidemia is another example of a lipid metabolism disorder that is characterized by elevated levels of any one or all lipids and/or lipoproteins in the blood. Current treatments for disorders of lipid metabolism, including dieting, exercise and treatment with statins and other drugs, are not always effective. Accordingly, there is a need in the art for alternative treatments for subjects having disorders of lipid metabolism.

SUMMARY OF THE INVENTION

[0005] The present invention provides iRNA compositions which effect the RNA-induced silencing complex (RISC)-mediated cleavage of RNA transcripts of an ANGPTL3 gene. The ANGPTL3 gene may be within a cell, e.g., a cell within

a subject, such as a human. The present invention also provides methods of using the iRNA compositions of the invention for inhibiting the expression of an ANGPTL3 gene and/or for treating a subject who would benefit from inhibiting or reducing the expression of an ANGPTL3 gene, e.g., a subject suffering or prone to suffering from a disorder of lipid metabolism, such as a subject suffering or prone to suffering from hyperlipidemia or hypertriglyceridemia.

[0006] Accordingly, in one aspect, the present invention provides double-stranded ribonucleic acids (dsRNAs) for inhibiting expression of ANGPTL3. The dsRNAs include a sense strand and an antisense strand, wherein the sense strand comprises at least 15 contiguous nucleotides differing by no more than 3 nucleotides from the nucleotide sequence of SEQ ID NO:1 and the antisense strand comprises at least 15 contiguous nucleotides differing by no more than 3 nucleotides from the nucleotide sequence of SEQ ID NO:5. In certain embodiments, the dsRNAs include a sense strand and an antisense strand, wherein the sense strand comprises at least 15 contiguous nucleotides differing by no more than 3 nucleotides from any one of the antisense sequences listed in any one of Tables 2A, 2B, 4A, 4B, 5, 7A, 7B, 7C, 8A, 8B, 10A, 10B, 13A, 13B, 14, 15A, and 15B.

[0007] In another aspect, the invention provides double-stranded ribonucleic acids (dsRNAs) for inhibiting expression of ANGPTL3. The dsRNAs include a sense strand and an antisense strand, the antisense strand comprising a region of complementarity which comprises at least 15 contiguous nucleotides differing no more than 3 nucleotides from any one of the nucleotide sequences selected from the group consisting of

(SEQ ID NO: 14)
5'-GAAUAUGUCACUUGAACUCA-3'

(SEQ ID NO: 15)
5'-UTGAGUUC AAGTGACAUUUCU-3',

(SEQ ID NO: 16)
5'-GAAUATGUGACUUGAACUCA-3'

(SEQ ID NO: 17)
5'-UUGAGUUC AAGUGACAUUUCU-3',

(SEQ ID NO: 18)
5'-AUUAAGCUGCUUUUUUAUU-3'

(SEQ ID NO: 19)
5'-AAUAAAAGAAGGAGCUUAAUUG-3',

(SEQ ID NO: 20)
5'-ACAUUUUGAUCAGUCUUUUU-3'

(SEQ ID NO: 21)
5'-AAAAAGACUGAUCAAAUAUGUUG-3';

(SEQ ID NO: 22)
5'-UGUCACUUGAACUCAACUCA-3'

(SEQ ID NO: 23)
5'-UUGAGUUGAGUUC AAGUGACUA-3';

(SEQ ID NO: 24)
5'-AACUAACUAACUUAUUUCAAA-3'

(SEQ ID NO: 25)
5'-UUUGAAUU AAGUUAGUUAGUUGC-3';

(SEQ ID NO: 26)
5'-UCACAAUU AAGUCCUUCUUU-3'

-continued

(SEQ ID NO: 27)
5'-AAAGAAGGAGCUAAUUGUGAAC-3';

(SEQ ID NO: 28)
5'-GAGCAACUAACUAACUAAUU-3'

(SEQ ID NO: 29)
5'-AAUUAAGUUAGUUAGUUGCUCUU-3';

(SEQ ID NO: 30)
5'-UUAUUGUCCUCUAGUUUUU-3'

(SEQ ID NO: 31)
5'-AAAUAACUAGAGGAACAAUAAA-3';

(SEQ ID NO: 32)
5'-AUUAAGCUCCUUCUUUUUAAU-3'

(SEQ ID NO: 33)
5'-AAUAAAAAGAAGGAGCUAAUUG-3';

(SEQ ID NO: 34)
5'-GAAUAUGUCACUUGAACUCA-3'

(SEQ ID NO: 35)
5'-UUGAGUUCAGUGACAUAUUCUU-3';

(SEQ ID NO: 36)
5'-CAACAUAUUUGAUCAGUCUUU-3'

(SEQ ID NO: 37)
5'-AAAGACUGAUCAAAUAUGUUGAG-3';
and

(SEQ ID NO: 38)
5'-CUCCAUAGUGAAGCAAUCUAA-3'

(SEQ ID NO: 39)
5'-UUAGAUGCUUCACUAUGGAGUA-3'.

[0008] In certain embodiments, the sense and antisense strands comprise nucleotide sequences selected from the group consisting of

(SEQ ID NO: 14)
5'-GAAUAUGUCACUUGAACUCA-3'

(SEQ ID NO: 15)
5'-UTGAGUUCAGTGACAUAUUCUU-3';

(SEQ ID NO: 16)
5'-GAAUATGUGACUUGAACUCA-3'

(SEQ ID NO: 17)
5'-UUGAGUUCAGUGACAUAUUCUU-3';

(SEQ ID NO: 18)
5'-AUUAAGCUCCUUCUUUUUAAU-3'

(SEQ ID NO: 19)
5'-AAUAAAAAGAAGGAGCUAAUUG-3';

(SEQ ID NO: 20)
5'-ACAUAUUUGAUCAGUCUUUUU-3'

(SEQ ID NO: 21)
5'-AAAAAGACUGAUCAAAUAUGUUG-3';

(SEQ ID NO: 22)
5'-UGUCACUUGAACUCAACUCA-3'

(SEQ ID NO: 23)
5'-UUGAGUUGAGUUCAAGUGACAUA-3';

-continued

(SEQ ID NO: 24)
5'-AACUAACUAACUAAUUCAAA-3'

(SEQ ID NO: 25)
5'-UUUGAAUUAGUUAGUUAGUUGC-3';

(SEQ ID NO: 26)
5'-UCACAAUUAGCUCUUCUUU-3'

(SEQ ID NO: 27)
5'-AAAGAAGGAGCUAAUUGUGAAC-3';

(SEQ ID NO: 28)
5'-GAGCAACUAACUAACUAAUU-3'

(SEQ ID NO: 29)
5'-AAUUAAGUUAGUUAGUUGCUCUU-3';

(SEQ ID NO: 30)
5'-UUAUUGUCCUCUAGUUUUU-3'

(SEQ ID NO: 31)
5'-AAAUAACUAGAGGAACAAUAAA-3';

(SEQ ID NO: 32)
5'-AUUAAGCUCCUUCUUUUUAAU-3'

(SEQ ID NO: 33)
5'-AAUAAAAAGAAGGAGCUAAUUG-3';

(SEQ ID NO: 34)
5'-GAAUAUGUCACUUGAACUCA-3'

(SEQ ID NO: 35)
5'-UUGAGUUCAGUGACAUAUUCUU-3';

(SEQ ID NO: 36)
5'-CAACAUAUUUGAUCAGUCUUU-3'

(SEQ ID NO: 37)
5'-AAAGACUGAUCAAAUAUGUUGAG-3';
and

(SEQ ID NO: 38)
5'-CUCCAUAGUGAAGCAAUCUAA-3'

(SEQ ID NO: 39)
5'-UUAGAUGCUUCACUAUGGAGUA-3'.

[0009] In certain embodiments, the dsRNA comprises at least one modified nucleotide. In certain embodiments, the dsRNA comprises no more than 4 (i.e., 4, 3, 2, 1, or 0) unmodified nucleotides in the sense strand. In certain embodiments, the dsRNA comprises no more than 4 (i.e., 4, 3, 2, 1, or 0) unmodified nucleotides in the antisense strand. In certain embodiments, the dsRNA comprises no more than 4 (i.e., 4, 3, 2, 1, or 0) unmodified nucleotides in both the sense strand and the antisense strand. In certain embodiments, all of the nucleotides in the sense strand of the dsRNA are modified nucleotides. In certain embodiments,

all of the nucleotides in the antisense strand of the dsRNA are modified nucleotides. In certain embodiments, all of the nucleotides in the sense strand of the dsRNA and all of the nucleotides of the antisense strand are modified nucleotides.

[0010] In certain embodiments, the modified nucleotides is/are independently selected from the group consisting of a 2'-O-methyl modified nucleotide, a nucleotide comprising a 5'-phosphorothioate group, and a terminal nucleotide linked to a cholesteryl derivative or a dodecanoic acid bisdecylamide group. In certain embodiments, the modified nucleotide is selected from the group consisting of a 2'-deoxy-2'-fluoro modified nucleotide, a 2'-deoxy-modified nucleotide, a locked nucleotide, an abasic nucleotide, a 2'-amino-modified nucleotide, a 2'-alkyl-modified nucleotide, a morpholino nucleotide, a phosphoramidate, and a non-natural base comprising nucleotide.

[0011] In certain embodiments, the dsRNA comprises a region of complementarity at least 17 nucleotides in length. In certain embodiments, the dsRNA comprises a region of complementarity 19 and 23 nucleotides in length. In certain embodiments, the dsRNA comprises a region of complementarity is 19 nucleotides in length.

[0012] In certain embodiments, each strand of the dsRNA is no more than 30 nucleotides in length. In certain embodiments, the dsRNA is at least 15 nucleotides in length.

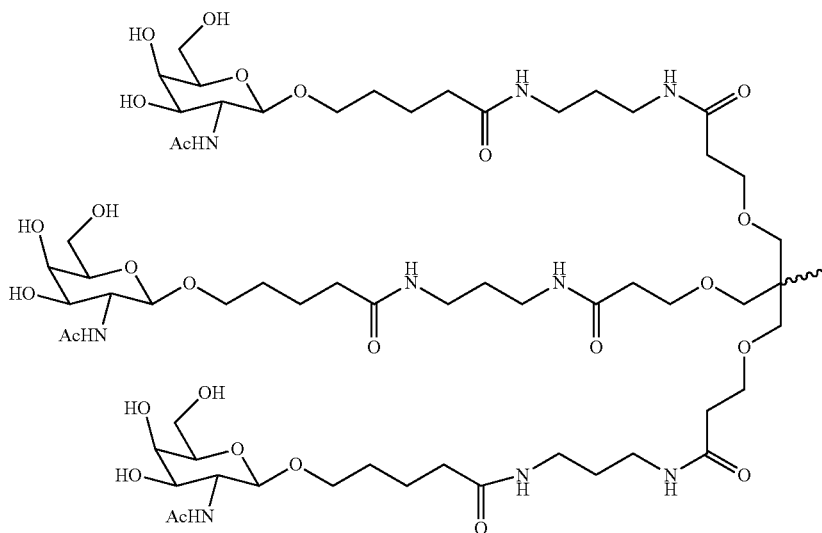
[0013] In other embodiments, one or both of the strands of the double stranded RNAi agents of the invention is up to 66 nucleotides in length, e.g., 36-66, 26-36, 25-36, 31-60, 22-43, 27-53 nucleotides in length, with a region of at least 19 contiguous nucleotides that is substantially complemen-

[0014] In one embodiment, at least one strand of the RNAi agent comprises a 3' overhang of at least 1 nucleotide. In certain embodiments, at least one strand comprises a 3' overhang of at least 2 nucleotides, e.g., 2, 3, 4, 5, 6, 7, 9, 10, 11, 12, 13, 14, or 15 nucleotides. In other embodiments, at least one strand of the RNAi agent comprises a 5' overhang of at least 1 nucleotide. In certain embodiments, at least one strand comprises a 5' overhang of at least 2 nucleotides, e.g., 2, 3, 4, 5, 6, 7, 9, 10, 11, 12, 13, 14, or 15 nucleotides. In still other embodiments, both the 3' and the 5' end of one strand of the RNAi agent comprise an overhang of at least 1 nucleotide.

[0015] In certain embodiments, the double stranded RNAi agent further comprises a ligand. In certain embodiments, the ligand is an N-acetylgalactosamine (GalNAc). The ligand may be one or more GalNAc attached to the RNAi agent through a monovalent, a bivalent, or a trivalent branched linker. The ligand may be conjugated to the 3' end of the sense strand of the double stranded RNAi agent, the 5' end of the sense strand of the double stranded RNAi agent, the 3' end of the antisense strand of the double stranded RNAi agent, or the 5' end of the antisense strand of the double stranded RNAi agent.

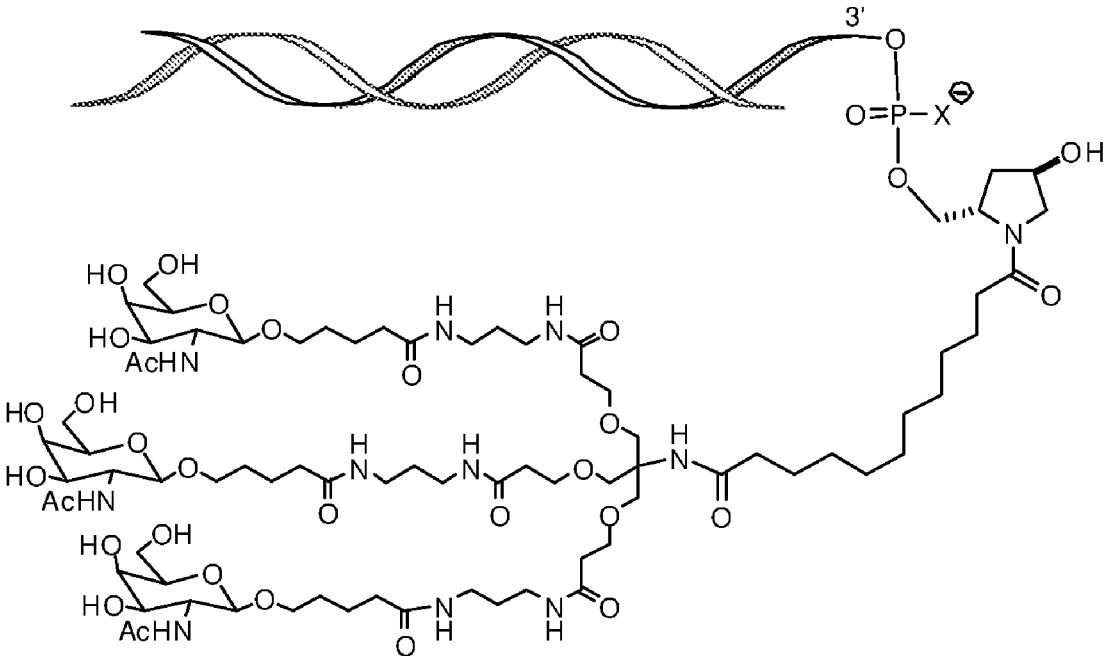
[0016] In some embodiments, the double stranded RNAi agents of the invention comprise a plurality, e.g., 2, 3, 4, 5, or 6, of GalNAc, each independently attached to a plurality of nucleotides of the double stranded RNAi agent through a plurality of monovalent linkers.

[0017] In certain embodiments, the ligand is



tary to at least a part of an mRNA transcript of an INSR gene. In some embodiments, the sense and antisense strands form a duplex of 18-30 contiguous nucleotides.

[0018] In certain embodiments, the double stranded RNAi agent is conjugated to the ligand as shown in the following schematic



and, wherein X is O or S. In one embodiment, the X is O. **[0019]** In certain embodiments, the dsRNA comprises a duplex selected from the group consisting of AD-57927.6, AD-63133.1, AD-63136.1, AD-63137.1, AD-63139.1, AD-63142.1, AD-63143.1, AD-63144.1, AD-63145.1, AD-63148.1, AD-63149.1, AD-63150.1, AD-63151.1, AD-63153.1, AD-63154.1, AD-63156.1, AD-63157.1, AD-63160.1, AD-63162.1, AD-63163.1, AD-63167.1, AD-63168.1, AD-63170.1, AD-63173.1, AD-63174.1, AD-63175.1, AD-63176.1, AD-63177.1, AD-63179.1, AD-63181.1, AD-66916, AD-66920, AD-66921, AD-66923, AD-66922, AD-66917, AD-66918, AD-66919, AD-66924, AD-66925 and AD-63185.1. In certain embodiments, the dsRNA comprises a duplex selected from the group consisting of AD-57927.6, AD-63136.1, AD-63137.1, AD-63142.1, AD-63148.1, AD-63151.1, AD-63156.1, AD-63157.1, AD-63160.1, AD-63163.1, AD-63167.1, AD-63170.1, AD-63173.1, AD-63174.1, AD-63176.1, AD-66916, AD-66920, AD-66921, AD-66923, AD-66922, AD-66917, AD-66918, AD-66919, AD-66924, AD-66925, AD-67173, AD-67174, AD-67007, and AD-63179.1. In one embodiment, the sense and antisense strands of the dsRNA comprise nucleotide sequences selected from the group consisting of

(SEQ ID NO: 40)
5'-ascsauauUfuGfAfUfcagucuuuuu--3'

(SEQ ID NO: 41)
5'-asAfsaaaGfacugaucAfaAfuugususg--3';

(SEQ ID NO: 42)
5'-usgsucacUfuGfAfAfcucaacucaaL96--3'

(SEQ ID NO: 43)
5'-usUfsgagUfuGfAfguucAfaGfugacasusa--3';

(SEQ ID NO: 44)
5'-gsasauauGfuCfAfCfuugaacucuaa-3'

(SEQ ID NO: 45)
5'-usdTsgagucaagdTgdAcuaucsusu--3';

(SEQ ID NO: 46)
5'-gsasauadTgudGacuugaa (Cgn) ucaa--3'

(SEQ ID NO: 47)
5'-usUfsgagUfuCfAfagugAfcAfuauucsusu--3';

(SEQ ID NO: 48)
5'-asusuaadGcudGcuucuuu (Tgn) uuu--3'

(SEQ ID NO: 49)
5'-asAfsuaaAfaagaaggAfgCfuuaaususg--3';

(SEQ ID NO: 50)
5'-AfscaAfuAfuUfuGfAfUfcAfgUfcUfuUfuUf-3'

(SEQ ID NO: 51)
5'-asAfsaAfaGfaCfuGfaucAfaAfuAfuGfusug-3';

(SEQ ID NO: 52)
5'-UfegsUfcAfcUfuGfAfAfcUfcAfaCfuCfaAf-3'

(SEQ ID NO: 53)
5'-usUfsgAfgUfuGfaGfuucAfaGfuGfaCfasusa-3';

(SEQ ID NO: 54)
5'-asascuaaCfuAfAfcFuuaauucuaa-3';

(SEQ ID NO: 55)
5'-usUfsugaAfuUfAfaaguAfgUfuaguusgsc-3';

-continued

(SEQ ID NO: 56)
5'-uscscacaaUfuAfAfgfcuccuucuuu-3'

(SEQ ID NO: 57)
5'-asAfsagaAfgGfAfgcuuAfaUfugugasasc-3';

(SEQ ID NO: 58)
5'-gsasgcaaCfuAfAfcfuaacuuuuuu-3'

(SEQ ID NO: 59)
5'-asAfsuaaAfgUfUfaguuaGfuUfgcuscusu-3';

(SEQ ID NO: 60)
5'-ususauugUfuCfCfUfcuaguuuuuu-3'

(SEQ ID NO: 61)
5'-asAfsauaAfcUfAfgaggAfaCfaauaasasa-3';

(SEQ ID NO: 62)
5'-asusuaagCfuCfCfUfcuuuuuuuu-3'

(SEQ ID NO: 63)
5'-asAfsuaaAfaAfgfaaggAfgCfuuaaususg-3';

(SEQ ID NO: 64)
5'-gsasauauGfuCfAfCfuugaacucuaa-3'

(SEQ ID NO: 65)
5'-usUfsgagUfuCfAfagugAfcAfuauucsusu-3';

(SEQ ID NO: 66)
5'-csasacauAfuUfUfGfaucagucuuu-3'

(SEQ ID NO: 67)
5'-asAfsagaCfuGfAfucaaAfuAfuuguugsasg-3';
and

(SEQ ID NO: 68)
5'-csusccauAfgUfGfAfgacaucuaa-3'

(SEQ ID NO: 69)
5'-usUfsagaUfuGfCfuuaCfuAfuuggagsusa-3'.

[0020] In another aspect, the invention provides cells containing the dsRNAs provided herein.

[0021] In yet another aspect, the invention provides pharmaceutical compositions for inhibiting expression of an ANGPTL3 gene. The compositions include the dsRNA agents provided herein. In certain embodiments, the pharmaceutical compositions further comprise a lipid formulation.

[0022] The invention also provides methods of inhibiting ANGPTL3 expression in a cell. The methods include contacting the cell with the dsRNA as described herein; and maintaining the cell for a time sufficient to obtain degradation of the mRNA transcript of an ANGPTL3 gene, thereby inhibiting expression of the ANGPTL3 gene in the cell.

[0023] In certain embodiments, the cell is within a subject. In certain embodiments, the subject is a human. In certain embodiments, the human subject suffers from a disorder of lipid metabolism. In certain embodiments, the disorder of lipid metabolism is hyperlipidemia or hypertriglyceridemia. In certain embodiments, the ANGPTL3 expression is inhibited by at least about 30%.

[0024] In another aspect, the invention provides methods of treating a subject having a disorder that would benefit from reduction in ANGPTL3 expression. The methods include administering to the subject a therapeutically effective amount of any of the dsRNAs provided herein, thereby treating the subject. In certain embodiments, the disorder is a disorder of lipid metabolism. In certain embodiments, the

disorder of lipid metabolism is hyperlipidemia or hypertriglyceridemia. In certain embodiments, administration of the dsRNA to the subject causes a decrease in one or more serum lipid and/or a decrease in ANGPTL3 protein accumulation.

[0025] In a further aspect, the present invention also provides methods of inhibiting the expression of ANGPTL3 in a subject. The methods include administering to the subject a therapeutically effective amount of any of the dsRNAs provided herein, thereby inhibiting the expression of ANGPTL3 in the subject.

[0026] In yet another aspect, the invention provides kits for performing the methods of the invention. In one embodiment, the invention provides a kit for performing a method of inhibiting expression of ANGPTL3 gene in a cell by contacting a cell with a double stranded RNAi agent of the invention in an amount effective to inhibit expression of the ANGPTL3 in the cell. The kit comprises an RNAi agent and instructions for use and, optionally, means for administering the RNAi agent to a subject.

BRIEF DESCRIPTION OF THE DRAWINGS

[0027] FIG. 1 is a graph showing the amount of ANGPTL3 mRNA remaining at day 3 in the serum of ob/ob female mice after a single 30 mg/kg, 10 mg/kg, or 3 mg/kg subcutaneous dose of the indicated iRNA agents. The amount of ANGPTL3 mRNA is presented as a ratio of the amount of ANGPTL3 mRNA to the amount GAPDH mRNA in a sample relative to the ratio of the amount of ANGPTL3 mRNA to the amount GAPDH mRNA in a control sample (PBS).

[0028] FIG. 2 is a graph showing the effects of a multi-dose administration (3 mg/kg every day for 5 days during week 1, followed by 3 mg/kg two times per week on weeks 2-4 (3.0 mg/kg qd \times 5; qw \times 6)) of AD-57927 on serum ANGPTL3 protein levels in ob/ob female mice. The amount of ANGPTL3 protein presented is relative to the amount ANGPTL3 protein present in a serum sample prior to administration of AD-57927.

[0029] FIG. 3 is a graph showing the effects of a multi-dose administration (3 mg/kg every day for 5 days during week 1, followed by 3 mg/kg two times per week on weeks 2-4 (3.0 mg/kg qd \times 5; qw \times 6)) of AD-57927 on triglyceride (TG) levels in ob/ob female mice. The amount of TG presented is relative to the amount TG present in a serum sample prior to administration of AD-57927.

[0030] FIG. 4 is a graph showing the effects of a multi-dose administration (3 mg/kg every day for 5 days during week 1, followed by 3 mg/kg two times per week on weeks 2-4 (3.0 mg/kg qd \times 5; qw \times 6)) of AD-57927 on LDL cholesterol (LDLc) levels in ob/ob female mice. The amount of LDLc presented is relative to the amount LDLc present in a serum sample prior to administration of AD-57927.

[0031] FIG. 5 is a graph showing the effects of a multi-dose administration (3 mg/kg every day for 5 days during week 1, followed by 3 mg/kg two times per week on weeks 2-4 (3.0 mg/kg qd \times 5; qw \times 6)) of AD-57927 on total cholesterol (Tc) levels in ob/ob female mice. The amount of Tc presented is relative to the amount Tc present in a serum sample prior to administration of AD-57927.

[0032] FIG. 6A is a graph showing the duration of response to the indicated iRNA agents represented by the amount of mouse ANGPTL3 protein remaining in the serum of wild-type mice after a single 3 mg/kg subcutaneous dose

of the indicated iRNA agents over time. The amount of mouse ANGPTL3 protein presented is relative to the amount mouse ANGPTL3 protein present in a serum sample prior to administration.

[0033] FIG. 6B is a graph showing the amount of mouse ANGPTL3 protein remaining in the serum of wild-type mice after a single 3 mg/kg subcutaneous dose of the indicated iRNA agents on day 10 post-dose. The amount of mouse ANGPTL3 protein presented is relative to the amount mouse ANGPTL3 protein present in a serum sample prior to administration.

[0034] FIG. 7A is a graph showing the duration of response to the indicated iRNA agents represented by the amount of mouse ANGPTL3 protein remaining in the serum of wild-type mice after a single 3 mg/kg subcutaneous dose of the indicated iRNA agents over time. The amount of mouse ANGPTL3 protein presented is relative to the amount mouse ANGPTL3 protein present in a serum sample prior to administration.

[0035] FIG. 7B is a graph showing the amount of mouse ANGPTL3 protein remaining in the serum of wild-type mice after a single 1 mg/kg or 3 mg/kg subcutaneous dose of the indicated iRNA agents on day 5 post-dose. The amount of mouse ANGPTL3 protein presented is relative to the amount mouse ANGPTL3 protein present in a serum sample prior to administration.

[0036] FIG. 8A is a graph showing the duration of response to the indicated iRNA agents represented by the amount of mouse ANGPTL3 protein remaining in the serum of ob/ob mice after a single 3 mg/kg subcutaneous dose of the indicated iRNA agents over time. The amount of mouse ANGPTL3 protein presented is relative to the amount mouse ANGPTL3 protein present in a serum sample prior to administration.

[0037] FIG. 8B is a graph showing the percent of silencing of mouse ANGPTL3 protein in the serum of ob/ob mice after a single 1 mg/kg or 3 mg/kg subcutaneous dose of the indicated iRNA agents on day 5 post-dose. The percent of silencing of mouse ANGPTL3 protein presented is relative to the level of mouse ANGPTL3 protein present in a serum sample prior to administration.

[0038] FIG. 9 is a graph showing the percent of silencing of mouse ANGPTL3 protein in the serum of ob/ob mice after a single 0.3 mg/kg, 1 mg/kg, 3 mg/kg, or 9 mg/kg subcutaneous dose of AD-65695 on day 5 post-dose. The percent of silencing of mouse ANGPTL3 protein is relative to the level of mouse ANGPTL3 protein present in a serum sample prior to administration.

[0039] FIG. 10A is a graph showing the effects of a single 0.3 mg/kg, 1 mg/kg, 3 mg/kg, or 9 mg/kg subcutaneous dose of AD-65695 (ALN-ANG) on triglyceride (TG) levels in ob/ob mice. The amount of TG is presented as a ratio of the amount of TG in a serum sample from a mouse administered AD-65695 relative to the amount of TG in a serum sample from a mouse administered PBS.

[0040] FIG. 10B is a graph showing the effects of a single 0.3 mg/kg, 1 mg/kg, 3 mg/kg, or 9 mg/kg subcutaneous dose of AD-65695 (ALN-ANG) on total cholesterol (TC) levels in ob/ob mice. The amount of TC is presented as a ratio of the amount of TC in a serum sample from a mouse administered AD-65695 relative to the amount of TC in a serum sample from a mouse administered PBS.

[0041] FIG. 10C is a graph showing the effects of a single 0.3 mg/kg, 1 mg/kg, 3 mg/kg, or 9 mg/kg subcutaneous dose

of AD-65695 (ALN-ANG) on low density lipoprotein cholesterol (LDLc) levels in ob/ob mice. The amount of LDLc is presented as a ratio of the amount of LDLc in a serum sample from a mouse administered AD-65695 relative to the amount of LDLc in a serum sample from a mouse administered PBS.

[0042] FIG. 10D is a graph showing the effects of a single 0.3 mg/kg, 1 mg/kg, 3 mg/kg, or 9 mg/kg subcutaneous dose of AD-65695 (ALN-ANG) on the ratio of high density lipoprotein cholesterol (HDL) levels to total cholesterol (TC) levels in ob/ob mice.

[0043] FIG. 11 depicts the dosing schedule and study design for determining the durability of the indicated iRNA agents in wild-type mice (C57BL/6) infected by intravenous administration of 1×10^{11} viral particles of an adeno-associated virus 8 (AAV8) vector encoding the human ANGPTL3 gene (coding region) driven by the liver-specific thyroxine-binding globulin (TBG) promoter (AAV8-TBG-ANGPTL3).

[0044] FIG. 12A is a graph showing the duration of response to the indicated iRNA agents represented by the amount of human ANGPTL3 protein remaining in the serum of AAV8-TBG-ANGPTL3 infected mice after a single 3 mg/kg subcutaneous dose of the indicated iRNA agents over time. The amount of human ANGPTL3 protein presented is relative to the amount of human ANGPTL3 protein present in a serum sample prior to administration (pre-dose).

[0045] FIG. 12B is a graph showing the duration of response to the indicated iRNA agents represented by the amount of mouse ANGPTL3 protein remaining in the serum of AAV8-TBG-ANGPTL3 infected mice after a single 3 mg/kg subcutaneous dose of the indicated iRNA agents over time. The amount of mouse ANGPTL3 protein presented is relative to the amount of mouse ANGPTL3 protein present in a serum sample prior to administration (pre-dose).

[0046] FIG. 13 depicts the dosing schedule and study design for titrating the dose and determining the durability of the indicated iRNA agents in AAV8-TBG-ANGPTL3 infected mice.

[0047] FIG. 14A is a graph showing the amount of human ANGPTL3 protein remaining in the serum of AAV8-TBG-ANGPTL3 infected mice after a single 3 mg/kg, 1 mg/kg, or 0.3 mg/kg subcutaneous dose of the indicated iRNA agents at day 11 post-dose. The amount of human ANGPTL3 protein presented is relative to the amount of human ANGPTL3 protein present in a serum sample prior to administration (pre-dose).

[0048] FIG. 14B is a graph showing the duration of response to the indicated iRNA agents represented by the amount of mouse ANGPTL3 protein remaining in the serum of AAV8-TBG-ANGPTL3 infected mice after a single 3 mg/kg, 1 mg/kg, or 0.3 mg/kg subcutaneous dose of the indicated iRNA agents at day 11 post-dose. The amount of mouse ANGPTL3 protein presented is relative to the amount of mouse ANGPTL3 protein present in a serum sample prior to administration (pre-dose).

[0049] FIG. 15A is a graph showing the duration of response to the indicated iRNA agents represented by the amount of human ANGPTL3 protein remaining in the serum of AAV8-TBG-ANGPTL3 infected mice after a single 3 mg/kg, 1 mg/kg, or 0.3 mg/kg subcutaneous dose of the indicated iRNA agents over time. The amount of human

ANGPTL3 protein presented is relative to the amount of human ANGPTL3 protein present in a serum sample prior to administration (pre-dose).

[0050] FIG. 15B is a graph showing the duration of response to the indicated iRNA agents represented by the amount of mouse ANGPTL3 protein remaining in the serum of AAV8-TBG-ANGPTL3 infected mice after a single 3 mg/kg, 1 mg/kg, or 0.3 mg/kg subcutaneous dose of the indicated iRNA agents over time. The amount of mouse ANGPTL3 protein presented is relative to the amount of mouse ANGPTL3 protein present in a serum sample prior to administration (pre-dose).

[0051] FIG. 16 is a graph showing the duration of response to the indicated iRNA agents represented by the amount of human ANGPTL3 protein remaining in the serum of AAV8-TBG-ANGPTL3 infected mice after a single 1 mg/kg subcutaneous dose of the indicated iRNA agents over time. The amount of human ANGPTL3 protein presented is relative to the amount of human ANGPTL3 protein present in a serum sample prior to administration (pre-dose).

[0052] FIG. 17A is a graph depicting the amount of human ANGPTL3 protein remaining in the serum of AAV8-TBG-ANGPTL3 infected mice after a single 1 mg/kg or 3 mg/kg subcutaneous dose of the indicated iRNA agents at day 14 post-dose. The amount of human ANGPTL3 protein presented is relative to the amount of human ANGPTL3 protein present in a serum sample prior to administration (pre-dose).

[0053] FIG. 17B is a graph depicting the amount of human ANGPTL3 protein remaining in the serum of AAV8-TBG-ANGPTL3 infected mice after a single 1 mg/kg or 3 mg/kg subcutaneous dose of the indicated iRNA agents at day 28 post-dose. The amount of human ANGPTL3 protein presented is relative to the amount of human ANGPTL3 protein present in a serum sample prior to administration (pre-dose).

[0054] FIG. 18A is a graph depicting the amount of human ANGPTL3 protein remaining in the serum of AAV8-TBG-ANGPTL3 infected mice after a single 1 mg/kg or 3 mg/kg subcutaneous dose of the indicated iRNA agents at day 14 post-dose. The amount of human ANGPTL3 protein presented is relative to the amount of human ANGPTL3 protein present in a serum sample prior to administration (pre-dose).

[0055] FIG. 18B is a graph depicting the amount of human ANGPTL3 protein remaining in the serum of AAV8-TBG-ANGPTL3 infected mice after a single 1 mg/kg or 3 mg/kg subcutaneous dose of the indicated iRNA agents at day 28 post-dose. The amount of human ANGPTL3 protein presented is relative to the amount of human ANGPTL3 protein present in a serum sample prior to administration (pre-dose).

[0056] FIG. 19A is a graph showing the duration of response to the indicated iRNA agents represented by the amount of Cynomolgus ANGPTL3 protein remaining in the serum of lean Cynomolgus monkeys administered a single 1 mg/kg or 3 mg/kg dose of the indicated iRNA agents over time. The amount of Cynomolgus ANGPTL3 protein presented is relative to the amount of human ANGPTL3 protein present in a serum sample prior to administration (pre-dose).

[0057] FIG. 19B is a graph showing the percent of triglycerides remaining in the serum of Cynomolgus monkeys administered a single 1 mg/kg or 3 mg/kg dose of the indicated iRNA agents over time. The amount of triglycerides presented is relative to the amount of Cynomolgus triglycerides present in a serum sample prior to administration (pre-dose).

[0058] FIG. 20 is a graph depicting the amount of human ANGPTL3 protein remaining in the serum of AAV8-TBG-ANGPTL3 infected mice after a single 1 mg/kg subcutaneous dose of the indicated iRNA agents at day 28 post-dose. The amount of human ANGPTL3 protein presented is relative to the amount of human ANGPTL3 protein present in a serum sample prior to administration (pre-dose).

[0059] FIG. 21A is a graph depicting the amount of human ANGPTL3 protein remaining in the serum of AAV8-TBG-ANGPTL3 infected mice after a single 1 mg/kg subcutaneous dose of the indicated iRNA agents at day 28 post-dose. The amount of human ANGPTL3 protein presented is relative to the amount of human ANGPTL3 protein present in a serum sample prior to administration (pre-dose).

[0060] FIG. 21B is a graph depicting the amount of mouse ANGPTL3 protein remaining in the serum of AAV8-TBG-ANGPTL3 infected mice after a single 1 mg/kg subcutaneous dose of the indicated iRNA agents at day 28 post-dose. The amount of human ANGPTL3 protein presented is relative to the amount of human ANGPTL3 protein present in a serum sample prior to administration (pre-dose).

DETAILED DESCRIPTION OF THE INVENTION

[0061] The present invention provides iRNA compositions, which effect the RNA-induced silencing complex (RISC)-mediated cleavage of RNA transcripts of an ANGPTL3 gene. The ANGPTL3 gene may be within a cell, e.g., a cell within a subject, such as a human. The present invention also provides methods of using the iRNA compositions of the invention for inhibiting the expression of an ANGPTL3 gene and/or for treating a subject having a disorder that would benefit from inhibiting or reducing the expression of an ANGPTL3 gene, e.g., a disorder of lipid metabolism, such as hyperlipidemia or hypertriglyceridemia.

[0062] The iRNAs of the invention may include an RNA strand (the antisense strand) having a region which is about 30 nucleotides or less in length, e.g., 15-30, 15-29, 15-28, 15-27, 15-26, 15-25, 15-24, 15-23, 15-22, 15-21, 15-20, 15-19, 15-18, 15-17, 18-30, 18-29, 18-28, 18-27, 18-26, 18-25, 18-24, 18-23, 18-22, 18-21, 18-20, 19-30, 19-29, 19-28, 19-27, 19-26, 19-25, 19-24, 19-23, 19-22, 19-21, 19-20, 20-30, 20-29, 20-28, 20-27, 20-26, 20-25, 20-24, 20-23, 20-22, 20-21, 21-30, 21-29, 21-28, 21-27, 21-26, 21-25, 21-24, 21-23, or 21-22 nucleotides in length, which region is substantially complementary to at least part of an mRNA transcript of an ANGPTL3 gene.

[0063] In other embodiments, one or both of the strands of the double stranded RNAi agents of the invention is up to 66 nucleotides in length, e.g., 36-66, 26-36, 25-36, 31-60, 22-43, 27-53 nucleotides in length, with a region of at least 19 contiguous nucleotides that is substantially complementary to at least a part of an mRNA transcript of an ANGPTL3 gene. In some embodiments, the sense and antisense strands form a duplex of 18-30 contiguous nucleotides.

[0064] The use of these iRNA agents described herein enables the targeted degradation of mRNAs of an ANGPTL3 gene in mammals. Very low dosages of ANGPTL3 iRNAs, in particular, can specifically and efficiently mediate RNA interference (RNAi), resulting in significant inhibition of expression of an ANGPTL3 gene. Using cell-based and in vivo assays, the present inventors have demonstrated that iRNAs targeting ANGPTL3 can

mediate RNAi, resulting in significant inhibition of expression of an ANGPTL3 gene. Thus, methods and compositions including these iRNAs are useful for treating a subject who would benefit by a reduction in the levels and/or activity of an ANGPTL3 protein, such as a subject having a disorder of lipid metabolism, such as hyperlipidemia or hypertriglyceridemia.

[0065] In some embodiments, the iRNA agents of the invention include an RNA strand (the antisense strand) which can be up to 66 nucleotides in length, e.g., 36-66, 26-36, 25-36, 31-60, 22-43, 27-53 nucleotides in length, with a region of at least 19 contiguous nucleotides that is substantially complementary to at least a part of an mRNA transcript of an ANGPTL3 gene. In some embodiments, such iRNA agents having longer length antisense strands may include a second RNA strand (the sense strand) of 20-60 nucleotides in length wherein the sense and antisense strands form a duplex of 18-30 contiguous nucleotides.

[0066] The following detailed description discloses how to make and use compositions containing iRNAs to inhibit the expression of an ANGPTL3 gene, as well as compositions and methods for treating subjects having diseases and disorders that would benefit from inhibition and/or reduction of the expression of this gene.

I. Definitions

[0067] In order that the present invention may be more readily understood, certain terms are first defined. In addition, it should be noted that whenever a value or range of values of a parameter are recited, it is intended that values and ranges intermediate to the recited values are also intended to be part of this invention.

[0068] The articles “a” and “an” are used herein to refer to one or more than one (i.e., to at least one) of the grammatical object of the article. By way of example, “an element” means one element or more than one element, e.g., a plurality of elements.

[0069] The term “including” is used herein to mean, and is used interchangeably with, the phrase “including but not limited to”. The term “or” is used herein to mean, and is used interchangeably with, the term “and/or,” unless context clearly indicates otherwise.

[0070] The term “ANGPTL3” refers to an angiopoietin like protein 3 having an amino acid sequence from any vertebrate or mammalian source, including, but not limited to, human, bovine, chicken, rodent, mouse, rat, porcine, ovine, primate, monkey, and guinea pig, unless specified otherwise. The term also refers to fragments and variants of native ANGPTL3 that maintain at least one in vivo or in vitro activity of a native ANGPTL3. The term encompasses full-length unprocessed precursor forms of ANGPTL3 as well as mature forms resulting from post-translational cleavage of the signal peptide and forms resulting from proteolytic processing of the fibrinogen-like domain. The sequence of a human ANGPTL3 mRNA transcript can be found at, for example, GenBank Accession No. GI: 452408443 (NM_014495.3; SEQ ID NO:1). The predicted sequence of rhesus ANGPTL3 mRNA can be found at, for example, GenBank Accession No. GI: 297278846 (XM_001086114.2; SEQ ID NO:2). The sequence of mouse ANGPTL3 mRNA can be found at, for example, GenBank Accession No. GI: 142388354 (NM_013913.3; SEQ ID NO:3). The sequence of rat ANGPTL3 mRNA can be found

at, for example, GenBank Accession No. GI: 68163568 (NM_001025065.1; SEQ ID NO:4). Additional examples of ANGPTL3 mRNA sequences are readily available using publicly available databases, e.g., GenBank, UniProt, and OMIM.

[0071] The term “ANGPTL3” as used herein also refers to a particular polypeptide expressed in a cell by naturally occurring DNA sequence variations of the ANGPTL3 gene, such as a single nucleotide polymorphism in the ANGPTL3 gene. Numerous SNPs within the ANGPTL3 gene have been identified and may be found at, for example, NCBI dbSNP (see, e.g., www.ncbi.nlm.nih.gov/snp). Non-limiting examples of SNPs within the ANGPTL3 gene may be found at, NCBI dbSNP Accession Nos. rs193064039; rs192778191; rs192764027; rs192528948; rs191931953; rs191293319; rs191171206; rs191145608; rs191086880; rs191012841; or rs190255403.

[0072] As used herein, “target sequence” refers to a contiguous portion of the nucleotide sequence of an mRNA molecule formed during the transcription of an ANGPTL3 gene, including mRNA that is a product of RNA processing of a primary transcription product. In one embodiment, the target portion of the sequence will be at least long enough to serve as a substrate for iRNA-directed cleavage at or near that portion of the nucleotide sequence of an mRNA molecule formed during the transcription of an ANGPTL3 gene.

[0073] The target sequence may be from about 9-36 nucleotides in length, e.g., about 15-30 nucleotides in length. For example, the target sequence can be from about 15-30 nucleotides, 15-29, 15-28, 15-27, 15-26, 15-25, 15-24, 15-23, 15-22, 15-21, 15-20, 15-19, 15-18, 15-17, 18-30, 18-29, 18-28, 18-27, 18-26, 18-25, 18-24, 18-23, 18-22, 18-21, 18-20, 19-30, 19-29, 19-28, 19-27, 19-26, 19-25, 19-24, 19-23, 19-22, 19-21, 19-20, 20-30, 20-29, 20-28, 20-27, 20-26, 20-25, 20-24, 20-23, 20-22, 20-21, 21-30, 21-29, 21-28, 21-27, 21-26, 21-25, 21-24, 21-23, or 21-22 nucleotides in length. Ranges and lengths intermediate to the above recited ranges and lengths are also contemplated to be part of the invention.

[0074] As used herein, the term “strand comprising a sequence” refers to an oligonucleotide comprising a chain of nucleotides that is described by the sequence referred to using the standard nucleotide nomenclature.

[0075] “G,” “C,” “A,” “T” and “U” each generally stand for a nucleotide that contains guanine, cytosine, adenine, thymidine and uracil as a base, respectively. However, it will be understood that the term “ribonucleotide” or “nucleotide” can also refer to a modified nucleotide, as further detailed below, or a surrogate replacement moiety (see, e.g., Table 1). The skilled person is well aware that guanine, cytosine, adenine, and uracil can be replaced by other moieties without substantially altering the base pairing properties of an oligonucleotide comprising a nucleotide bearing such replacement moiety. For example, without limitation, a nucleotide comprising inosine as its base can base pair with nucleotides containing adenine, cytosine, or uracil. Hence, nucleotides containing uracil, guanine, or adenine can be replaced in the nucleotide sequences of dsRNA featured in the invention by a nucleotide containing, for example, inosine. In another example, adenine and cytosine anywhere in the oligonucleotide can be replaced with guanine and uracil, respectively to form G-U Wobble base pairing with

the target mRNA. Sequences containing such replacement moieties are suitable for the compositions and methods featured in the invention.

[0076] The terms “iRNA”, “RNAi agent,” “iRNA agent,” “RNA interference agent” as used interchangeably herein, refer to an agent that contains RNA as that term is defined herein, and which mediates the targeted cleavage of an RNA transcript via an RNA-induced silencing complex (RISC) pathway. iRNA directs the sequence-specific degradation of mRNA through a process known as RNA interference (RNAi). The iRNA modulates, e.g., inhibits, the expression of ANGPTL3 in a cell, e.g., a cell within a subject, such as a mammalian subject.

[0077] In one embodiment, an RNAi agent of the invention includes a single stranded RNA that interacts with a target RNA sequence, e.g., a ANGPTL3 target mRNA sequence, to direct the cleavage of the target RNA. Without wishing to be bound by theory it is believed that long double stranded RNA introduced into cells is broken down into siRNA by a Type III endonuclease known as Dicer (Sharp et al. (2001) *Genes Dev.* 15:485). Dicer, a ribonuclease-III-like enzyme, processes the dsRNA into 19-23 base pair short interfering RNAs with characteristic two base 3' overhangs (Bernstein, et al., (2001) *Nature* 409:363). The siRNAs are then incorporated into an RNA-induced silencing complex (RISC) where one or more helicases unwind the siRNA duplex, enabling the complementary antisense strand to guide target recognition (Nykanen, et al., (2001) *Cell* 107: 309). Upon binding to the appropriate target mRNA, one or more endonucleases within the RISC cleave the target to induce silencing (Elbashir, et al., (2001) *Genes Dev.* 15:188). Thus, in one aspect the invention relates to a single stranded RNA (sssiRNA) generated within a cell and which promotes the formation of a RISC complex to effect silencing of the target gene, i.e., a ANGPTL3 gene. Accordingly, the term “siRNA” is also used herein to refer to an RNAi as described above.

[0078] In another embodiment, the RNAi agent may be a single-stranded RNAi agent that is introduced into a cell or organism to inhibit a target mRNA. Single-stranded RNAi agents (ssRNAi) bind to the RISC endonuclease, Argonaute 2, which then cleaves the target mRNA. The single-stranded siRNAs are generally 15-30 nucleotides and are chemically modified. The design and testing of single-stranded RNAi agents are described in U.S. Pat. No. 8,101,348 and in Lima et al., (2012) *Cell* 150: 883-894, the entire contents of each of which are hereby incorporated herein by reference. Any of the antisense nucleotide sequences described herein may be used as a single-stranded siRNA as described herein or as chemically modified by the methods described in Lima et al., (2012) *Cell* 150:883-894.

[0079] In another embodiment, an “iRNA” for use in the compositions and methods of the invention is a double-stranded RNA and is referred to herein as a “double stranded RNAi agent,” “double-stranded RNA (dsRNA) molecule,” “dsRNA agent,” or “dsRNA”. The term “dsRNA”, refers to a complex of ribonucleic acid molecules, having a duplex structure comprising two anti-parallel and substantially complementary nucleic acid strands, referred to as having “sense” and “antisense” orientations with respect to a target RNA, i.e., an ANGPTL3 gene. In some embodiments of the invention, a double-stranded RNA (dsRNA) triggers the degradation of a target RNA, e.g., an mRNA, through a

post-transcriptional gene-silencing mechanism referred to herein as RNA interference or RNAi.

[0080] In general, the majority of nucleotides of each strand of a dsRNA molecule are ribonucleotides, but as described in detail herein, each or both strands can also include one or more non-ribonucleotides, e.g., a deoxyribonucleotide and/or a modified nucleotide. In addition, as used in this specification, an “RNAi agent” may include ribonucleotides with chemical modifications; an RNAi agent may include substantial modifications at multiple nucleotides. As used herein, the term “modified nucleotide” refers to a nucleotide having, independently, a modified sugar moiety, a modified internucleotide linkage, and/or a modified nucleobase. Thus, the term modified nucleotide encompasses substitutions, additions or removal of, e.g., a functional group or atom, to internucleoside linkages, sugar moieties, or nucleobases. The modifications suitable for use in the agents of the invention include all types of modifications disclosed herein or known in the art. Any such modifications, as used in a siRNA type molecule, are encompassed by “RNAi agent” for the purposes of this specification and claims.

[0081] The duplex region may be of any length that permits specific degradation of a desired target RNA through a RISC pathway, and may range from about 9 to 36 base pairs in length, e.g., about 15-30 base pairs in length, for example, about 9, 10, 11, 12, 13, 14, 15, 16, 17, 18, 19, 20, 21, 22, 23, 24, 25, 26, 27, 28, 29, 30, 31, 32, 33, 34, 35, or 36 base pairs in length, such as about 15-30, 15-29, 15-28, 15-27, 15-26, 15-25, 15-24, 15-23, 15-22, 15-21, 15-20, 15-19, 15-18, 15-17, 18-30, 18-29, 18-28, 18-27, 18-26, 18-25, 18-24, 18-23, 18-22, 18-21, 18-20, 19-30, 19-29, 19-28, 19-27, 19-26, 19-25, 19-24, 19-23, 19-22, 19-21, 19-20, 20-30, 20-29, 20-28, 20-27, 20-26, 20-25, 20-24, 20-23, 20-22, 20-21, 21-30, 21-29, 21-28, 21-27, 21-26, 21-25, 21-24, 21-23, or 21-22 base pairs in length. Ranges and lengths intermediate to the above recited ranges and lengths are also contemplated to be part of the invention.

[0082] The two strands forming the duplex structure may be different portions of one larger RNA molecule, or they may be separate RNA molecules. Where the two strands are part of one larger molecule, and therefore are connected by an uninterrupted chain of nucleotides between the 3'-end of one strand and the 5'-end of the respective other strand forming the duplex structure, the connecting RNA chain is referred to as a “hairpin loop.” A hairpin loop can comprise at least one unpaired nucleotide. In some embodiments, the hairpin loop can comprise at least 2, at least 3, at least 4, at least 5, at least 6, at least 7, at least 8, at least 9, at least 10, at least 20, at least 23 or more unpaired nucleotides.

[0083] Where the two substantially complementary strands of a dsRNA are comprised by separate RNA molecules, those molecules need not, but can be covalently connected. Where the two strands are connected covalently by means other than an uninterrupted chain of nucleotides between the 3'-end of one strand and the 5'-end of the respective other strand forming the duplex structure, the connecting structure is referred to as a “linker.” The RNA strands may have the same or a different number of nucleotides. The maximum number of base pairs is the number of nucleotides in the shortest strand of the dsRNA minus any overhangs that are present in the duplex. In addition to the duplex structure, an RNAi may comprise one or more nucleotide overhangs.

[0084] In one embodiment, an RNAi agent of the invention is a dsRNA, each strand of which comprises 19-23 nucleotides, that interacts with a target RNA sequence, e.g., an ANGPTL3 target mRNA sequence, to direct the cleavage of the target RNA. Without wishing to be bound by theory, long double stranded RNA introduced into cells is broken down into siRNA by a Type III endonuclease known as Dicer (Sharp et al. (2001) *Genes Dev.* 15:485). Dicer, a ribonuclease-III-like enzyme, processes the dsRNA into 19-23 base pair short interfering RNAs with characteristic two base 3' overhangs (Bernstein, et al., (2001) *Nature* 409:363). The siRNAs are then incorporated into an RNA-induced silencing complex (RISC) where one or more helicases unwind the siRNA duplex, enabling the complementary antisense strand to guide target recognition (Nykanen, et al., (2001) *Cell* 107:309). Upon binding to the appropriate target mRNA, one or more endonucleases within the RISC cleave the target to induce silencing (Elbashir, et al., (2001) *Genes Dev.* 15:188).

[0085] As used herein, the term “nucleotide overhang” refers to at least one unpaired nucleotide that protrudes from the duplex structure of an iRNA, e.g., a dsRNA. For example, when a 3'-end of one strand of a dsRNA extends beyond the 5'-end of the other strand, or vice versa, there is a nucleotide overhang. A dsRNA can comprise an overhang of at least one nucleotide; alternatively the overhang can comprise at least two nucleotides, at least three nucleotides, at least four nucleotides, at least five nucleotides or more. A nucleotide overhang can comprise or consist of a nucleotide/nucleoside analog, including a deoxynucleotide/nucleoside. The overhang(s) can be on the sense strand, the antisense strand or any combination thereof. Furthermore, the nucleotide(s) of an overhang can be present on the 5'-end, 3'-end or both ends of either an antisense or sense strand of a dsRNA.

[0086] In one embodiment, the antisense strand of a dsRNA has a 1-10 nucleotide, e.g., a 1, 2, 3, 4, 5, 6, 7, 8, 9, or 10 nucleotide, overhang at the 3'-end and/or the 5'-end. In one embodiment, the sense strand of a dsRNA has a 1-10 nucleotide, e.g., a 1, 2, 3, 4, 5, 6, 7, 8, 9, or 10 nucleotide, overhang at the 3'-end and/or the 5'-end. In another embodiment, one or more of the nucleotides in the overhang is replaced with a nucleoside thiophosphate.

[0087] In certain embodiments, the overhang on the sense strand or the antisense strand, or both, can include extended lengths longer than 10 nucleotides, e.g., 10-30 nucleotides, 10-25 nucleotides, 10-20 nucleotides or 10-15 nucleotides in length. In certain embodiments, an extended overhang is on the sense strand of the duplex. In certain embodiments, an extended overhang is present on the 3'end of the sense strand of the duplex. In certain embodiments, an extended overhang is present on the 5'end of the sense strand of the duplex. In certain embodiments, an extended overhang is on the antisense strand of the duplex. In certain embodiments, an extended overhang is present on the 3'end of the antisense strand of the duplex. In certain embodiments, an extended overhang is present on the 5'end of the antisense strand of the duplex. In certain embodiments, one or more of the nucleotides in the extended overhang is replaced with a nucleoside thiophosphate.

[0088] The terms “blunt” or “blunt ended” as used herein in reference to a dsRNA mean that there are no unpaired nucleotides or nucleotide analogs at a given terminal end of a dsRNA, i.e., no nucleotide overhang. One or both ends of a dsRNA can be blunt. Where both ends of a dsRNA are

blunt, the dsRNA is said to be blunt ended. To be clear, a “blunt ended” dsRNA is a dsRNA that is blunt at both ends, i.e., no nucleotide overhang at either end of the molecule. Most often such a molecule will be double-stranded over its entire length.

[0089] The term “antisense strand” or “guide strand” refers to the strand of an iRNA, e.g., a dsRNA, which includes a region that is substantially complementary to a target sequence, e.g., an ANGPTL3 mRNA. As used herein, the term “region of complementarity” refers to the region on the antisense strand that is substantially complementary to a sequence, for example a target sequence, e.g., an ANGPTL3 nucleotide sequence, as defined herein. Where the region of complementarity is not fully complementary to the target sequence, the mismatches can be in the internal or terminal regions of the molecule. Generally, the most tolerated mismatches are in the terminal regions, e.g., within 5, 4, 3, or 2 nucleotides of the 5'- and/or 3'-terminus of the iRNA.

[0090] The term “sense strand” or “passenger strand” as used herein, refers to the strand of an iRNA that includes a region that is substantially complementary to a region of the antisense strand as that term is defined herein.

[0091] As used herein, the term “cleavage region” refers to a region that is located immediately adjacent to the cleavage site. The cleavage site is the site on the target at which cleavage occurs. In some embodiments, the cleavage region comprises three bases on either end of, and immediately adjacent to, the cleavage site. In some embodiments, the cleavage region comprises two bases on either end of, and immediately adjacent to, the cleavage site. In some embodiments, the cleavage site specifically occurs at the site bound by nucleotides 10 and 11 of the antisense strand, and the cleavage region comprises nucleotides 11, 12 and 13.

[0092] As used herein, and unless otherwise indicated, the term “complementary,” when used to describe a first nucleotide sequence in relation to a second nucleotide sequence, refers to the ability of an oligonucleotide or polynucleotide comprising the first nucleotide sequence to hybridize and form a duplex structure under certain conditions with an oligonucleotide or polynucleotide comprising the second nucleotide sequence, as will be understood by the skilled person. Such conditions can, for example, be stringent conditions, where stringent conditions can include: 400 mM NaCl, 40 mM PIPES pH 6.4, 1 mM EDTA, 50° C. or 70° C. for 12-16 hours followed by washing (see, e.g., “Molecular Cloning: A Laboratory Manual, Sambrook, et al. (1989) Cold Spring Harbor Laboratory Press). Other conditions, such as physiologically relevant conditions as can be encountered inside an organism, can apply. The skilled person will be able to determine the set of conditions most appropriate for a test of complementarity of two sequences in accordance with the ultimate application of the hybridized nucleotides.

[0093] Complementary sequences within an iRNA, e.g., within a dsRNA as described herein, include base-pairing of the oligonucleotide or polynucleotide comprising a first nucleotide sequence to an oligonucleotide or polynucleotide comprising a second nucleotide sequence over the entire length of one or both nucleotide sequences. Such sequences can be referred to as “fully complementary” with respect to each other herein. However, where a first sequence is referred to as “substantially complementary” with respect to a second sequence herein, the two sequences can be fully complementary, or they can form one or more, but generally

not more than 5, 4, 3 or 2 mismatched base pairs upon hybridization for a duplex up to 30 base pairs, while retaining the ability to hybridize under the conditions most relevant to their ultimate application, e.g., inhibition of gene expression via a RISC pathway. However, where two oligonucleotides are designed to form, upon hybridization, one or more single stranded overhangs, such overhangs shall not be regarded as mismatches with regard to the determination of complementarity. For example, a dsRNA comprising one oligonucleotide 21 nucleotides in length and another oligonucleotide 23 nucleotides in length, wherein the longer oligonucleotide comprises a sequence of 21 nucleotides that is fully complementary to the shorter oligonucleotide, can yet be referred to as “fully complementary” for the purposes described herein.

[0094] “Complementary” sequences, as used herein, can also include, or be formed entirely from, non-Watson-Crick base pairs and/or base pairs formed from non-natural and modified nucleotides, in so far as the above requirements with respect to their ability to hybridize are fulfilled. Such non-Watson-Crick base pairs include, but are not limited to, G:U Wobble or Hoogsteen base pairing.

[0095] The terms “complementary,” “fully complementary” and “substantially complementary” herein can be used with respect to the base matching between the sense strand and the antisense strand of a dsRNA, or between the antisense strand of an iRNA agent and a target sequence, as will be understood from the context of their use.

[0096] As used herein, a polynucleotide that is “substantially complementary to at least part of” a messenger RNA (mRNA) refers to a polynucleotide that is substantially complementary to a contiguous portion of the mRNA of interest (e.g., an mRNA encoding ANGPTL3). For example, a polynucleotide is complementary to at least a part of an ANGPTL3mRNA if the sequence is substantially complementary to a non-interrupted portion of an mRNA encoding ANGPTL3.

[0097] Accordingly, in some embodiments, the antisense strand polynucleotides disclosed herein are fully complementary to the target ANGPTL3 sequence. In other embodiments, the antisense strand polynucleotides disclosed herein are substantially complementary to the target ANGPTL3 sequence and comprise a contiguous nucleotide sequence which is at least about 80% complementary over its entire length to the equivalent region of the nucleotide sequence of SEQ ID NO:1, or a fragment of SEQ ID NO:1, such as about 85%, about 86%, about 87%, about 88%, about 89%, about 90%, about % 91%, about 92%, about 93%, about 94%, about 95%, about 96%, about 97%, about 98%, or about 99% complementary.

[0098] In one embodiment, an RNAi agent of the invention includes a sense strand that is substantially complementary to an antisense polynucleotide which, in turn, is complementary to a target ANGPTL3 sequence, and wherein the sense strand polynucleotide comprises a contiguous nucleotide sequence which is at least about 80% complementary over its entire length to the equivalent region of the nucleotide sequence of SEQ ID NO:5, or a fragment of any one of SEQ ID NO:5, such as about 85%, about 86%, about 87%, about 88%, about 89%, about 90%, about % 91%, about 92%, about 93%, about 94%, about 95%, about 96%, about 97%, about 98%, or about 99% complementary. The term “inhibiting,” as used herein, is used interchangeably with

“reducing,” “silencing,” “downregulating,” “suppressing” and other similar terms, and includes any level of inhibition.

[0099] The phrase “inhibiting expression of an ANGPTL3,” as used herein, includes inhibition of expression of any ANGPTL3 gene (such as, e.g., a mouse ANGPTL3 gene, a rat ANGPTL3 gene, a monkey ANGPTL3 gene, or a human ANGPTL3 gene) as well as variants or mutants of an ANGPTL3 gene that encode an ANGPTL3 protein.

[0100] “Inhibiting expression of an ANGPTL3 gene” includes any level of inhibition of an ANGPTL3 gene, e.g., at least partial suppression of the expression of an ANGPTL3 gene, such as an inhibition by at least about 20%. In certain embodiments, inhibition is by at least about 25%, at least about 30%, at least about 35%, at least about 40%, at least about 45%, at least about 50%, at least about 55%, at least about 60%, at least about 65%, at least about 70%, at least about 75%, at least about 80%, at least about 85%, at least about 90%, at least about 91%, at least about 92%, at least about 93%, at least about 94%, at least about 95%, at least about 96%, at least about 97%, at least about 98%, or at least about 99%.

[0101] The expression of an ANGPTL3 gene may be assessed based on the level of any variable associated with ANGPTL3 gene expression, e.g., ANGPTL3 mRNA level or ANGPTL3 protein level. The expression of an ANGPTL3 may also be assessed indirectly based on the levels of a serum lipid, a triglyceride, cholesterol (including LDL-C, HDL-C, VLDL-C, IDL-C and total cholesterol), or free fatty acids. Inhibition may be assessed by a decrease in an absolute or relative level of one or more of these variables compared with a control level. The control level may be any type of control level that is utilized in the art, e.g., a pre-dose baseline level, or a level determined from a similar subject, cell, or sample that is untreated or treated with a control (such as, e.g., buffer only control or inactive agent control).

[0102] In one embodiment, at least partial suppression of the expression of an ANGPTL3 gene, is assessed by a reduction of the amount of ANGPTL3 mRNA which can be isolated from or detected in a first cell or group of cells in which an ANGPTL3 gene is transcribed and which has or have been treated such that the expression of an ANGPTL3 gene is inhibited, as compared to a second cell or group of cells substantially identical to the first cell or group of cells but which has or have not been so treated (control cells). The degree of inhibition may be expressed in terms of:

$$\frac{(mRNA \text{ in control cells}) - (mRNA \text{ in treated cells})}{(mRNA \text{ in control cells})} \cdot 100\%$$

[0103] The phrase “contacting a cell with an RNAi agent,” such as a dsRNA, as used herein, includes contacting a cell by any possible means. Contacting a cell with an RNAi agent includes contacting a cell in vitro with the iRNA or contacting a cell in vivo with the iRNA. The contacting may be done directly or indirectly. Thus, for example, the RNAi agent may be put into physical contact with the cell by the individual performing the method, or alternatively, the RNAi agent may be put into a situation that will permit or cause it to subsequently come into contact with the cell.

[0104] Contacting a cell in vitro may be done, for example, by incubating the cell with the RNAi agent. Contacting a cell in vivo may be done, for example, by

injecting the RNAi agent into or near the tissue where the cell is located, or by injecting the RNAi agent into another area, e.g., the bloodstream or the subcutaneous space, such that the agent will subsequently reach the tissue where the cell to be contacted is located. For example, the RNAi agent may contain and/or be coupled to a ligand, e.g., GalNAc3, that directs the RNAi agent to a site of interest, e.g., the liver. Combinations of in vitro and in vivo methods of contacting are also possible. For example, a cell may also be contacted in vitro with an RNAi agent and subsequently transplanted into a subject.

[0105] In one embodiment, contacting a cell with an iRNA includes “introducing” or “delivering the iRNA into the cell” by facilitating or effecting uptake or absorption into the cell. Absorption or uptake of an iRNA can occur through unaided diffusive or active cellular processes, or by auxiliary agents or devices. Introducing an iRNA into a cell may be in vitro and/or in vivo. For example, for in vivo introduction, iRNA can be injected into a tissue site or administered systemically. In vivo delivery can also be done by a beta-glucan delivery system, such as those described in U.S. Pat. Nos. 5,032,401 and 5,607,677, and U.S. Publication No. 2005/0281781, the entire contents of which are hereby incorporated herein by reference. In vitro introduction into a cell includes methods known in the art such as electroporation and lipofection. Further approaches are described herein below and/or are known in the art.

[0106] The term “lipid nanoparticle” or “LNP” is a vesicle comprising a lipid layer encapsulating a pharmaceutically active molecule, such as a nucleic acid molecule, e.g., an iRNA or a plasmid from which an iRNA is transcribed. LNPs are described in, for example, U.S. Pat. Nos. 6,858,225, 6,815,432, 8,158,601, and 8,058,069, the entire contents of which are hereby incorporated herein by reference.

[0107] As used herein, a “subject” is an animal, such as a mammal, including a primate (such as a human, a non-human primate, e.g., a monkey, and a chimpanzee), a non-primate (such as a cow, a pig, a llama, a horse, a goat, a rabbit, a sheep, a hamster, a guinea pig, a cat, a dog, a rat, a mouse, a horse, and a whale), or a bird (e.g., a duck or a goose). In an embodiment, the subject is a human, such as a human being treated or assessed for a disease, disorder or condition that would benefit from reduction in ANGPTL3 expression; a human at risk for a disease, disorder or condition that would benefit from reduction in ANGPTL3 expression; a human having a disease, disorder or condition that would benefit from reduction in ANGPTL3 expression; and/or human being treated for a disease, disorder or condition that would benefit from reduction in ANGPTL3 expression as described herein.

[0108] As used herein, the terms “treating” or “treatment” refer to a beneficial or desired result including, such as lowering levels of triglycerides in a subject. The terms “treating” or “treatment” also include, but are not limited to, alleviation or amelioration of one or more symptoms of a disorder of lipid metabolism, such as, e.g., a decrease in the size of eruptive xanthomas. “Treatment” can also mean prolonging survival as compared to expected survival in the absence of treatment.

[0109] By “lower” in the context of a disease marker or symptom is meant a statistically significant decrease in such level. The decrease can be, for example, at least 10%, at least 20%, at least 30%, at least 40% or more, and is preferably

down to a level accepted as within the range of normal for an individual without such disorder.

[0110] As used herein, “prevention” or “preventing,” when used in reference to a disease, disorder or condition thereof, that would benefit from a reduction in expression of an ANGPTL3 gene, refers to a reduction in the likelihood that a subject will develop a symptom associated with such disease, disorder, or condition, e.g., high triglyceride levels or eruptive xanthoma. The likelihood of developing a high triglyceride levels or eruptive xanthoma is reduced, for example, when an individual having one or more risk factors for a high triglyceride levels or eruptive xanthoma either fails to develop high triglyceride levels or eruptive xanthoma or develops high triglyceride levels or eruptive xanthoma with less severity relative to a population having the same risk factors and not receiving treatment as described herein. The failure to develop a disease, disorder or condition, or the reduction in the development of a symptom associated with such a disease, disorder or condition (e.g., by at least about 10% on a clinically accepted scale for that disease or disorder), or the exhibition of delayed symptoms delayed (e.g., by days, weeks, months or years) is considered effective prevention.

[0111] As used herein, the term “serum lipid” refers to any major lipid present in the blood. Serum lipids may be present in the blood either in free form or as a part of a protein complex, e.g., a lipoprotein complex. Non-limiting examples of serum lipids may include triglycerides and cholesterol, such as total cholesterol (TG), low density lipoprotein cholesterol (LDL-C), high-density lipoprotein cholesterol (HDL-C), very low density lipoprotein cholesterol (VLDL-C) and intermediate-density lipoprotein cholesterol (IDL-C).

[0112] As used herein, a “disorder of lipid metabolism” refers to any disorder associated with or caused by a disturbance in lipid metabolism. For example, this term includes any disorder, disease or condition that can lead to hyperlipidemia, or condition characterized by abnormal elevation of levels of any or all lipids and/or lipoproteins in the blood. This term refers to an inherited disorder, such as familial hypertriglyceridemia, familial partial lipodystrophy type 1 (FPLD1), or an induced or acquired disorder, such as a disorder induced or acquired as a result of a disease, disorder or condition (e.g., renal failure), a diet, or intake of certain drugs (e.g., as a result of highly active antiretroviral therapy (HAART) used for treating, e.g., AIDS or HIV). Exemplary disorders of lipid metabolism include, but are not limited to, atherosclerosis, dyslipidemia, hypertriglyceridemia (including drug-induced hypertriglyceridemia, diuretic-induced hypertriglyceridemia, alcohol-induced hypertriglyceridemia, β -adrenergic blocking agent-induced hypertriglyceridemia, estrogen-induced hypertriglyceridemia, glucocorticoid-induced hypertriglyceridemia, retinoid-induced hypertriglyceridemia, cimetidine-induced hypertriglyceridemia, and familial hypertriglyceridemia), acute pancreatitis associated with hypertriglyceridemia, chylomicron syndrom, familial chylomicronemia, Apo-E deficiency or resistance, LPL deficiency or hypoactivity, hyperlipidemia (including familial combined hyperlipidemia), hypercholesterolemia, gout associated with hypercholesterolemia, xanthomatosis (subcutaneous cholesterol deposits), hyperlipidemia with heterogeneous LPL deficiency, and hyperlipidemia with high LDL and heterogeneous LPL deficiency.

[0113] Cardiovascular diseases associated with disorders of lipid metabolism are also considered “disorders of lipid metabolism”, as defined herein. These diseases may include coronary artery disease (also called ischemic heart disease), inflammation associated with coronary artery disease, restenosis, peripheral vascular diseases, and stroke.

[0114] Disorders related to body weight are also considered “disorders of lipid metabolism”, as defined herein. Such disorders may include obesity, metabolic syndrome including independent components of metabolic syndrome (e.g., central obesity, FBG/pre-diabetes/diabetes, hypercholesterolemia, hypertriglyceridemia, and hypertension), hypothyroidism, uremia, and other conditions associated with weight gain (including rapid weight gain), weight loss, maintenance of weight loss, or risk of weight regain following weight loss.

[0115] Blood sugar disorders are further considered “disorders of lipid metabolism”, as defined herein. Such disorders may include diabetes, hypertension, and polycystic ovarian syndrome related to insulin resistance. Other exemplary disorders of lipid metabolism may also include renal transplantation, nephrotic syndrome, Cushing’s syndrome, acromegaly, systemic lupus erythematosus, dysglobulinemia, lipodystrophy, glycogenosis type I, and Addison’s disease.

[0116] “Therapeutically effective amount,” as used herein, is intended to include the amount of an RNAi agent that, when administered to a subject having a disorder of lipid metabolism, is sufficient to effect treatment of the disease (e.g., by diminishing, ameliorating or maintaining the existing disease or one or more symptoms of disease). The “therapeutically effective amount” may vary depending on the RNAi agent, how the agent is administered, the disease and its severity and the history, age, weight, family history, genetic makeup, the types of preceding or concomitant treatments, if any, and other individual characteristics of the subject to be treated.

[0117] “Prophylactically effective amount,” as used herein, is intended to include the amount of an iRNA that, when administered to a subject having a disorder of lipid metabolism, is sufficient to prevent or ameliorate the disease or one or more symptoms of the disease. Ameliorating the disease includes slowing the course of the disease or reducing the severity of later-developing disease. The “prophylactically effective amount” may vary depending on the iRNA, how the agent is administered, the degree of risk of disease, and the history, age, weight, family history, genetic makeup, the types of preceding or concomitant treatments, if any, and other individual characteristics of the patient to be treated.

[0118] A “therapeutically-effective amount” or “prophylactically effective amount” also includes an amount of an RNAi agent that produces some desired local or systemic effect at a reasonable benefit/risk ratio applicable to any treatment. iRNA employed in the methods of the present invention may be administered in a sufficient amount to produce a reasonable benefit/risk ratio applicable to such treatment.

[0119] The phrase “pharmaceutically acceptable” is employed herein to refer to those compounds, materials, compositions, and/or dosage forms which are, within the scope of sound medical judgment, suitable for use in contact with the tissues of human subjects and animal subjects

without excessive toxicity, irritation, allergic response, or other problem or complication, commensurate with a reasonable benefit/risk ratio.

[0120] The phrase “pharmaceutically-acceptable carrier” as used herein means a pharmaceutically-acceptable material, composition or vehicle, such as a liquid or solid filler, diluent, excipient, manufacturing aid (e.g., lubricant, talc magnesium, calcium or zinc stearate, or steric acid), or solvent encapsulating material, involved in carrying or transporting the subject compound from one organ, or portion of the body, to another organ, or portion of the body. Each carrier must be “acceptable” in the sense of being compatible with the other ingredients of the formulation and not injurious to the subject being treated. Some examples of materials which can serve as pharmaceutically-acceptable carriers include: (1) sugars, such as lactose, glucose and sucrose; (2) starches, such as corn starch and potato starch; (3) cellulose, and its derivatives, such as sodium carboxymethyl cellulose, ethyl cellulose and cellulose acetate; (4) powdered tragacanth; (5) malt; (6) gelatin; (7) lubricating agents, such as magnesium stearate, sodium lauryl sulfate and talc; (8) excipients, such as cocoa butter and suppository waxes; (9) oils, such as peanut oil, cottonseed oil, safflower oil, sesame oil, olive oil, corn oil and soybean oil; (10) glycols, such as propylene glycol; (11) polyols, such as glycerin, sorbitol, mannitol and polyethylene glycol; (12) esters, such as ethyl oleate and ethyl laurate; (13) agar; (14) buffering agents, such as magnesium hydroxide and aluminum hydroxide; (15) alginic acid; (16) pyrogen-free water; (17) isotonic saline; (18) Ringer’s solution; (19) ethyl alcohol; (20) pH buffered solutions; (21) polyesters, polycarbonates and/or polyanhydrides; (22) bulking agents, such as polypeptides and amino acids (23) serum component, such as serum albumin, HDL and LDL; and (22) other non-toxic compatible substances employed in pharmaceutical formulations.

[0121] The term “sample,” as used herein, includes a collection of similar fluids, cells, or tissues isolated from a subject, as well as fluids, cells, or tissues present within a subject. Examples of biological fluids include blood, serum and serosal fluids, plasma, cerebrospinal fluid, ocular fluids, lymph, urine, saliva, and the like. Tissue samples may include samples from tissues, organs or localized regions. For example, samples may be derived from particular organs, parts of organs, or fluids or cells within those organs. In certain embodiments, samples may be derived from the liver (e.g., whole liver or certain segments of liver or certain types of cells in the liver, such as, e.g., hepatocytes). In some embodiments, a “sample derived from a subject” refers to blood or plasma drawn from the subject.

II. iRNAs of the Invention

[0122] Described herein are iRNAs which inhibit the expression of an ANGPTL3 gene. In one embodiment, the iRNA agent includes double-stranded ribonucleic acid (dsRNA) molecules for inhibiting the expression of an ANGPTL3 gene in a cell, such as a cell within a subject, e.g., a mammal, such as a human having a disorder of lipid metabolism, e.g., familial hyperlipidemia. The dsRNA includes an antisense strand having a region of complementarity which is complementary to at least a part of an mRNA formed in the expression of an ANGPTL3 gene. The region of complementarity is about 30 nucleotides or less in length (e.g., about 30, 29, 28, 27, 26, 25, 24, 23, 22, 21, 20, 19, or

18 nucleotides or less in length). Upon contact with a cell expressing the ANGPTL3 gene, the iRNA inhibits the expression of the ANGPTL3 gene (e.g., a human, a primate, a non-primate, or a bird ANGPTL3 gene) by at least about 10% as assayed by, for example, a PCR or branched DNA (bdNA)-based method, or by a protein-based method, such as by immunofluorescence analysis, using, for example, Western Blotting or flowcytometric techniques.

[0123] A dsRNA includes two RNA strands that are complementary and hybridize to form a duplex structure under conditions in which the dsRNA will be used. One strand of a dsRNA (the antisense strand) includes a region of complementarity that is substantially complementary, and generally fully complementary, to a target sequence. The target sequence can be derived from the sequence of an mRNA formed during the expression of an ANGPTL3 gene. The other strand (the sense strand) includes a region that is complementary to the antisense strand, such that the two strands hybridize and form a duplex structure when combined under suitable conditions. As described elsewhere herein and as known in the art, the complementary sequences of a dsRNA can also be contained as self-complementary regions of a single nucleic acid molecule, as opposed to being on separate oligonucleotides.

[0124] Generally, the duplex structure is between 15 and 30 base pairs in length, e.g., between, 15-29, 15-28, 15-27, 15-26, 15-25, 15-24, 15-23, 15-22, 15-21, 15-20, 15-19, 15-18, 15-17, 18-30, 18-29, 18-28, 18-27, 18-26, 18-25, 18-24, 18-23, 18-22, 18-21, 18-20, 19-30, 19-29, 19-28, 19-27, 19-26, 19-25, 19-24, 19-23, 19-22, 19-21, 19-20, 20-30, 20-29, 20-28, 20-27, 20-26, 20-25, 20-24, 20-23, 20-22, 20-21, 21-30, 21-29, 21-28, 21-27, 21-26, 21-25, 21-24, 21-23, or 21-22 base pairs in length. Ranges and lengths intermediate to the above recited ranges and lengths are also contemplated to be part of the invention.

[0125] Similarly, the region of complementarity to the target sequence is between 15 and 30 nucleotides in length, e.g., between 15-29, 15-28, 15-27, 15-26, 15-25, 15-24, 15-23, 15-22, 15-21, 15-20, 15-19, 15-18, 15-17, 18-30, 18-29, 18-28, 18-27, 18-26, 18-25, 18-24, 18-23, 18-22, 18-21, 18-20, 19-30, 19-29, 19-28, 19-27, 19-26, 19-25, 19-24, 19-23, 19-22, 19-21, 19-20, 20-30, 20-29, 20-28, 20-27, 20-26, 20-25, 20-24, 20-23, 20-22, 20-21, 21-30, 21-29, 21-28, 21-27, 21-26, 21-25, 21-24, 21-23, or 21-22 nucleotides in length. Ranges and lengths intermediate to the above recited ranges and lengths are also contemplated to be part of the invention.

[0126] In some embodiments, the dsRNA is between about 15 and about 23 nucleotides in length, or between about 25 and about 30 nucleotides in length. In general, the dsRNA is long enough to serve as a substrate for the Dicer enzyme. For example, it is well known in the art that dsRNAs longer than about 21-23 nucleotides can serve as substrates for Dicer. As the ordinarily skilled person will also recognize, the region of an RNA targeted for cleavage will most often be part of a larger RNA molecule, often an mRNA molecule. Where relevant, a “part” of an mRNA target is a contiguous sequence of an mRNA target of sufficient length to allow it to be a substrate for RNAi-directed cleavage (i.e., cleavage through a RISC pathway).

[0127] One of skill in the art will also recognize that the duplex region is a primary functional portion of a dsRNA, e.g., a duplex region of about 9 to 36 base pairs, e.g., about 10-36, 11-36, 12-36, 13-36, 14-36, 15-36, 9-35, 10-35,

11-35, 12-35, 13-35, 14-35, 15-35, 9-34, 10-34, 11-34, 12-34, 13-34, 14-34, 15-34, 9-33, 10-33, 11-33, 12-33, 13-33, 14-33, 15-33, 9-32, 10-32, 11-32, 12-32, 13-32, 14-32, 15-32, 9-31, 10-31, 11-31, 12-31, 13-32, 14-31, 15-31, 15-30, 15-29, 15-28, 15-27, 15-26, 15-25, 15-24, 15-23, 15-22, 15-21, 15-20, 15-19, 15-18, 15-17, 18-30, 18-29, 18-28, 18-27, 18-26, 18-25, 18-24, 18-23, 18-22, 18-21, 18-20, 19-30, 19-29, 19-28, 19-27, 19-26, 19-25, 19-24, 19-23, 19-22, 19-21, 19-20, 20-30, 20-29, 20-28, 20-27, 20-26, 20-25, 20-24, 20-23, 20-22, 20-21, 21-30, 21-29, 21-28, 21-27, 21-26, 21-25, 21-24, 21-23, or 21-22 base pairs. Thus, in one embodiment, to the extent that it becomes processed to a functional duplex, of e.g., 15-30 base pairs, that targets a desired RNA for cleavage, an RNA molecule or complex of RNA molecules having a duplex region greater than 30 base pairs is a dsRNA. Thus, an ordinarily skilled artisan will recognize that in one embodiment, a miRNA is a dsRNA. In another embodiment, a dsRNA is not a naturally occurring miRNA. In another embodiment, an iRNA agent useful to target ANGPTL3 expression is not generated in the target cell by cleavage of a larger dsRNA.

[0128] A dsRNA as described herein can further include one or more single-stranded nucleotide overhangs e.g., 1, 2, 3, or 4 nucleotides. dsRNAs having at least one nucleotide overhang can have unexpectedly superior inhibitory properties relative to their blunt-ended counterparts. A nucleotide overhang can comprise or consist of a nucleotide/nucleoside analog, including a deoxynucleotide/nucleoside. The overhang(s) can be on the sense strand, the antisense strand or any combination thereof. Furthermore, the nucleotide(s) of an overhang can be present on the 5'-end, 3'-end or both ends of either an antisense or sense strand of a dsRNA.

[0129] A dsRNA can be synthesized by standard methods known in the art as further discussed below, e.g., by use of an automated DNA synthesizer, such as are commercially available from, for example, Biosearch, Applied Biosystems, Inc.

[0130] iRNA compounds of the invention may be prepared using a two-step procedure. First, the individual strands of the double-stranded RNA molecule are prepared separately. Then, the component strands are annealed. The individual strands of the siRNA compound can be prepared using solution-phase or solid-phase organic synthesis or both. Organic synthesis offers the advantage that the oligonucleotide strands comprising unnatural or modified nucleotides can be easily prepared. Single-stranded oligonucleotides of the invention can be prepared using solution-phase or solid-phase organic synthesis or both.

[0131] In one aspect, a dsRNA of the invention includes at least two nucleotide sequences, a sense sequence and an anti-sense sequence. The sense strand sequence is selected from the group of sequences provided in any one of Tables 2A, 2B, 4A, 4B, 5, 7A, 7B, 7C, 8A, 8B, 10A, 10B, 13A, 13B, 14, 15A, and 15B and the corresponding nucleotide sequence of the antisense strand of the sense strand is selected from the group of sequences of any one of Tables 2A, 2B, 4A, 4B, 5, 7A, 7B, 7C, 8A, 8B, 10A, 10B, 13A, 13B, 14, 15A, and 15B. In this aspect, one of the two sequences is complementary to the other of the two sequences, with one of the sequences being substantially complementary to a sequence of an mRNA generated in the expression of an ANGPTL3 gene. As such, in this aspect, a dsRNA will include two oligonucleotides, where one oligo-

nucleotide is described as the sense strand (passenger strand) in any one of Tables 2A, 2B, 4A, 4B, 5, 7A, 7B, 7C, 8A, 8B, 10A, 10B, 13A, 13B, 14, 15A, and 15B and the second oligonucleotide is described as the corresponding antisense strand (guide strand) of the sense strand in any one of Tables 2A, 2B, 4A, 4B, 5, 7A, 7B, 7C, 8A, 8B, 10A, 10B, 13A, 13B, 14, 15A, and 15B. In one embodiment, the substantially complementary sequences of the dsRNA are contained on separate oligonucleotides. In another embodiment, the substantially complementary sequences of the dsRNA are contained on a single oligonucleotide.

[0132] It will be understood that, although the sequences in Tables 2A, 2B, 4A, 4B, 5, 7A, 7B, 7C, 8A, 8B, 10A, 10B, 13A, 13B, 14, 15A, and 15B are described as modified, unmodified, unconjugated, and/or conjugated sequences, the RNA of the iRNA of the invention e.g., a dsRNA of the invention, may comprise any one of the sequences set forth in any one of Tables 2A, 2B, 4A, 4B, 5, 7A, 7B, 7C, 8A, 8B, 10A, 10B, 13A, 13B, 14, 15A, and 15B that is un-modified, un-conjugated, and/or modified and/or conjugated differently than described therein.

[0133] In another aspect, a double-stranded ribonucleic acid (dsRNA) of the invention for inhibiting expression of ANGPTL3 comprises, consists essentially of, or consists of a sense strand and an antisense strand, wherein the sense strand comprises the nucleotide sequence 5'-usgsucacUfuGfAfAfcucaacucaaL96-3', and the antisense strand comprises the nucleotide sequence 5'-as usUfsgagUfuGfAfguucAfaGfugacasusa-3'; or the sense strand comprises the nucleotide sequence 5'-gsasauauGfuCfAfCfuugaacucaaL96-3', and the antisense strand comprises the nucleotide sequence usUfsgagUfuCfAfagugAfcAfuauucsusu.

[0134] The skilled person is well aware that dsRNAs having a duplex structure of between about 20 and 23 base pairs, e.g., 21, base pairs have been hailed as particularly effective in inducing RNA interference (Elbashir et al., (2001) *EMBO J.*, 20:6877-6888). However, others have found that shorter or longer RNA duplex structures can also be effective (Chu and Rana (2007) *RNA* 14:1714-1719; Kim et al. (2005) *Nat Biotech* 23:222-226). In the embodiments described above, by virtue of the nature of the oligonucleotide sequences provided herein, dsRNAs described herein can include at least one strand of a length of minimally 21 nucleotides. It can be reasonably expected that shorter duplexes minus only a few nucleotides on one or both ends can be similarly effective as compared to the dsRNAs described above. Hence, dsRNAs having a sequence of at least 15, 16, 17, 18, 19, 20, or more contiguous nucleotides derived from one of the sequences provided herein, and differing in their ability to inhibit the expression of an ANGPTL3 gene by not more than about 5, 10, 15, 20, 25, or 30% inhibition from a dsRNA comprising the full sequence, are contemplated to be within the scope of the present invention.

[0135] In addition, the RNAs described herein identify a site(s) in an ANGPTL3 transcript that is susceptible to RISC-mediated cleavage. As such, the present invention further features iRNAs that target within this site(s). As used herein, an iRNA is said to target within a particular site of an RNA transcript if the iRNA promotes cleavage of the transcript anywhere within that particular site. Such an iRNA will generally include at least about 15 contiguous nucleotides from one of the sequences provided herein

coupled to additional nucleotide sequences taken from the region contiguous to the selected sequence in an ANGPTL3 gene.

[0136] While a target sequence is generally about 15-30 nucleotides in length, there is wide variation in the suitability of particular sequences in this range for directing cleavage of any given target RNA. Various software packages and the guidelines set out herein provide guidance for the identification of optimal target sequences for any given gene target, but an empirical approach can also be taken in which a “window” or “mask” of a given size (as a non-limiting example, 21 nucleotides) is literally or figuratively (including, e.g., in silico) placed on the target RNA sequence to identify sequences in the size range that can serve as target sequences. By moving the sequence “window” progressively one nucleotide upstream or downstream of an initial target sequence location, the next potential target sequence can be identified, until the complete set of possible sequences is identified for any given target size selected. This process, coupled with systematic synthesis and testing of the identified sequences (using assays as described herein or as known in the art) to identify those sequences that perform optimally can identify those RNA sequences that, when targeted with an iRNA agent, mediate the best inhibition of target gene expression. Thus, while the sequences identified herein represent effective target sequences, it is contemplated that further optimization of inhibition efficiency can be achieved by progressively “walking the window” one nucleotide upstream or downstream of the given sequences to identify sequences with equal or better inhibition characteristics.

[0137] Further, it is contemplated that for any sequence identified herein, further optimization could be achieved by systematically either adding or removing nucleotides to generate longer or shorter sequences and testing those sequences generated by walking a window of the longer or shorter size up or down the target RNA from that point. Again, coupling this approach to generating new candidate targets with testing for effectiveness of iRNAs based on those target sequences in an inhibition assay as known in the art and/or as described herein can lead to further improvements in the efficiency of inhibition. Further still, such optimized sequences can be adjusted by, e.g., the introduction of modified nucleotides as described herein or as known in the art, addition or changes in overhang, or other modifications as known in the art and/or discussed herein to further optimize the molecule (e.g., increasing serum stability or circulating half-life, increasing thermal stability, enhancing transmembrane delivery, targeting to a particular location or cell type, increasing interaction with silencing pathway enzymes, increasing release from endosomes) as an expression inhibitor.

[0138] An iRNA agent as described herein can contain one or more mismatches to the target sequence. In one embodiment, an iRNA as described herein contains no more than 3 mismatches. If the antisense strand of the iRNA contains mismatches to a target sequence, it is preferable that the area of mismatch is not located in the center of the region of complementarity. If the antisense strand of the iRNA contains mismatches to the target sequence, it is preferable that the mismatch be restricted to be within the last 5 nucleotides from either the 5'- or 3'-end of the region of complementarity. For example, for a 23 nucleotide iRNA agent the strand which is complementary to a region of an ANGPTL3

gene, generally does not contain any mismatch within the central 13 nucleotides. The methods described herein or methods known in the art can be used to determine whether an iRNA containing a mismatch to a target sequence is effective in inhibiting the expression of an ANGPTL3 gene. Consideration of the efficacy of iRNAs with mismatches in inhibiting expression of an ANGPTL3 gene is important, especially if the particular region of complementarity in an ANGPTL3 gene is known to have polymorphic sequence variation within the population.

III. Modified iRNAs of the Invention

[0139] In one embodiment, the RNA of the iRNA of the invention e.g., a dsRNA, is un-modified, and does not comprise, e.g., chemical modifications and/or conjugations known in the art and described herein. In another embodiment, the RNA of an iRNA of the invention, e.g., a dsRNA, is chemically modified to enhance stability or other beneficial characteristics. In certain embodiments of the invention, substantially all of the nucleotides of an iRNA of the invention are modified. In other embodiments of the invention, all of the nucleotides of an iRNA of the invention are modified. iRNAs of the invention in which “substantially all of the nucleotides are modified” are largely but not wholly modified and can include not more than 5, 4, 3, 2, or 1 unmodified nucleotides.

[0140] The nucleic acids featured in the invention can be synthesized and/or modified by methods well established in the art, such as those described in “Current protocols in nucleic acid chemistry,” Beaucage, S. L. et al. (Eds.), John Wiley & Sons, Inc., New York, N.Y., USA, which is hereby incorporated herein by reference. Modifications include, for example, end modifications, e.g., 5'-end modifications (phosphorylation, conjugation, inverted linkages) or 3'-end modifications (conjugation, DNA nucleotides, inverted linkages, etc.); base modifications, e.g., replacement with stabilizing bases, destabilizing bases, or bases that base pair with an expanded repertoire of partners, removal of bases (abasic nucleotides), or conjugated bases; sugar modifications (e.g., at the 2'-position or 4'-position) or replacement of the sugar; and/or backbone modifications, including modification or replacement of the phosphodiester linkages. Specific examples of iRNA compounds useful in the embodiments described herein include, but are not limited to RNAs containing modified backbones or no natural internucleoside linkages. RNAs having modified backbones include, among others, those that do not have a phosphorus atom in the backbone. For the purposes of this specification, and as sometimes referenced in the art, modified RNAs that do not have a phosphorus atom in their internucleoside backbone can also be considered to be oligonucleosides. In some embodiments, a modified iRNA will have a phosphorus atom in its internucleoside backbone.

[0141] Modified RNA backbones include, for example, phosphorothioates, chiral phosphorothioates, phosphorodithioates, phosphotriesters, aminoalkylphosphotriesters, methyl and other alkyl phosphonates including 3'-alkylene phosphonates and chiral phosphonates, phosphinates, phosphoramidates including 3'-amino phosphoramidate and aminoalkylphosphoramidates, thionophosphoramidates, thionoalkylphosphonates, thionoalkylphosphotriesters, and boranophosphates having normal 3'-5' linkages, 2'-5'-linked analogs of these, and those having inverted polarity wherein

the adjacent pairs of nucleoside units are linked 3'-5' to 5'-3' or 2'-5' to 5'-2'. Various salts, mixed salts and free acid forms are also included.

[0142] Representative U.S. patents that teach the preparation of the above phosphorus-containing linkages include, but are not limited to, U.S. Pat. Nos. 3,687,808; 4,469,863; 4,476,301; 5,023,243; 5,177,195; 5,188,897; 5,264,423; 5,276,019; 5,278,302; 5,286,717; 5,321,131; 5,399,676; 5,405,939; 5,453,496; 5,455,233; 5,466,677; 5,476,925; 5,519,126; 5,536,821; 5,541,316; 5,550,111; 5,563,253; 5,571,799; 5,587,361; 5,625,050; 6,028,188; 6,124,445; 6,160,109; 6,169,170; 6,172,209; 6,239,265; 6,277,603; 6,326,199; 6,346,614; 6,444,423; 6,531,590; 6,534,639; 6,608,035; 6,683,167; 6,858,715; 6,867,294; 6,878,805; 7,015,315; 7,041,816; 7,273,933; 7,321,029; and U.S. Pat. RE39464, the entire contents of each of which are hereby incorporated herein by reference.

[0143] Modified RNA backbones that do not include a phosphorus atom therein have backbones that are formed by short chain alkyl or cycloalkyl internucleoside linkages, mixed heteroatoms and alkyl or cycloalkyl internucleoside linkages, or one or more short chain heteroatomic or heterocyclic internucleoside linkages. These include those having morpholino linkages (formed in part from the sugar portion of a nucleoside); siloxane backbones; sulfide, sulfide and sulfone backbones; formacetyl and thioformacetyl backbones; methylene formacetyl and thioformacetyl backbones; alkene containing backbones; sulfamate backbones; methyleneimino and methylenehydrazino backbones; sulfonate and sulfonamide backbones; amide backbones; and others having mixed N, O, S and CH₂ component parts.

[0144] Representative U.S. patents that teach the preparation of the above oligonucleosides include, but are not limited to, U.S. Pat. Nos. 5,034,506; 5,166,315; 5,185,444; 5,214,134; 5,216,141; 5,235,033; 5,64,562; 5,264,564; 5,405,938; 5,434,257; 5,466,677; 5,470,967; 5,489,677; 5,541,307; 5,561,225; 5,596,086; 5,602,240; 5,608,046; 5,610,289; 5,618,704; 5,623,070; 5,663,312; 5,633,360; 5,677,437; and, 5,677,439, the entire contents of each of which are hereby incorporated herein by reference.

[0145] In other embodiments, suitable RNA mimetics are contemplated for use in iRNAs, in which both the sugar and the internucleoside linkage, i.e., the backbone, of the nucleotide units are replaced with novel groups. The base units are maintained for hybridization with an appropriate nucleic acid target compound. One such oligomeric compound, an RNA mimetic that has been shown to have excellent hybridization properties, is referred to as a peptide nucleic acid (PNA). In PNA compounds, the sugar backbone of an RNA is replaced with an amide containing backbone, in particular an aminoethylglycine backbone. The nucleobases are retained and are bound directly or indirectly to aza nitrogen atoms of the amide portion of the backbone. Representative U.S. patents that teach the preparation of PNA compounds include, but are not limited to, U.S. Pat. Nos. 5,539,082; 5,714,331; and 5,719,262, the entire contents of each of which are hereby incorporated herein by reference. Additional PNA compounds suitable for use in the iRNAs of the invention are described in, for example, in Nielsen et al., *Science*, 1991, 254, 1497-1500.

[0146] Some embodiments featured in the invention include RNAs with phosphorothioate backbones and oligonucleosides with heteroatom backbones, and in particular

—CH₂—NH—CH₂—, —CH₂—N(CH₃)—O—CH₂— [known as a methylene (methylimino) or MMI backbone], —CH₂—O—N(CH₃)—CH₂—, —CH₂—N(CH₃)—N(CH₃)—CH₂— and —N(CH₃)—CH₂—CH₂— [wherein the native phosphodiester backbone is represented as —O—P—O—CH₂—] of the above-referenced U.S. Pat. No. 5,489,677, and the amide backbones of the above-referenced U.S. Pat. No. 5,602,240. In some embodiments, the RNAs featured herein have morpholino backbone structures of the above-referenced U.S. Pat. No. 5,034,506.

[0147] Modified RNAs can also contain one or more substituted sugar moieties. The iRNAs, e.g., dsRNAs, featured herein can include one of the following at the 2'-position: OH; F; O—, S—, or N-alkyl; O—, S—, or N-alkenyl; O—, S- or N-alkynyl; or O-alkyl-O-alkyl, wherein the alkyl, alkenyl and alkynyl can be substituted or unsubstituted C₁ to C₁₀ alkyl or C₂ to C₁₀ alkenyl and alkynyl. Exemplary suitable modifications include O[(CH₂)_nO]_mCH₃, O(CH₂)_nOH, O(CH₂)_nNH₂, O(CH₂)_nCH₃, O(CH₂)_nONH₂, and O(CH₂)_nON[(CH₂)_nCH₃]₂, where n and m are from 1 to about 10. In other embodiments, dsRNAs include one of the following at the 2' position: C₁ to C₁₀ lower alkyl, substituted lower alkyl, alkaryl, aralkyl, O-alkaryl or O-aralkyl, SH, SCH₃, OCN, Cl, Br, CN, CF₃, OCF₃, SOCH₃, SO₂CH₃, ONO₂, NO₂, N₃, NH₂, heterocycloalkyl, heterocycloalkaryl, aminoalkylamino, polyalkylamino, substituted silyl, an RNA cleaving group, a reporter group, an intercalator, a group for improving the pharmacokinetic properties of an iRNA, or a group for improving the pharmacodynamic properties of an iRNA, and other substituents having similar properties. In some embodiments, the modification includes a 2'-methoxyethoxy (2'-O—CH₂CH₂OCH₃, also known as 2'-O-(2-methoxyethyl) or 2'-MOE) (Martin et al., *Helv. Chim. Acta*, 1995, 78:486-504) i.e., an alkoxy-alkoxy group. Another exemplary modification is 2'-dimethylaminoethoxyethoxy, i.e., a O(CH₂)₂ON(CH₃)₂ group, also known as 2'-DMAOE, as described in examples herein below, and 2'-dimethylaminoethoxyethoxy (also known in the art as 2'-O-dimethylaminoethoxyethyl or 2'-DMAEOE), i.e., 2'-O—CH₂—O—CH₂—N(CH₃)₂. Further exemplary modifications include: 5'-Me-2'-F nucleotides, 5'-Me-2'-OMe nucleotides, 5'-Me-2'-deoxynucleotides, (both R and S isomers in these three families); 2'-alkoxyalkyl; and 2'-NMA (N-methylacetamide).

[0148] Other modifications include 2'-methoxy (2'-OCH₃), 2'-aminopropoxy (2'-OCH₂CH₂CH₂NH₂) and 2'-fluoro (2'-F) Similar modifications can also be made at other positions on the RNA of an iRNA, particularly the 3' position of the sugar on the 3' terminal nucleotide or in 2'-5' linked dsRNAs and the 5' position of 5' terminal nucleotide. iRNAs can also have sugar mimetics such as cyclobutyl moieties in place of the pentofuranosyl sugar. Representative U.S. patents that teach the preparation of such modified sugar structures include, but are not limited to, U.S. Pat. Nos. 4,981,957; 5,118,800; 5,319,080; 5,359,044; 5,393,878; 5,446,137; 5,466,786; 5,514,785; 5,519,134; 5,567,811; 5,576,427; 5,591,722; 5,597,909; 5,610,300; 5,627,053; 5,639,873; 5,646,265; 5,658,873; 5,670,633; and 5,700,920, certain of which are commonly owned with the instant application. The entire contents of each of the foregoing are hereby incorporated herein by reference.

[0149] An iRNA of the invention can also include nucleobase (often referred to in the art simply as "base") modifications or substitutions. As used herein, "unmodified" or

“natural” nucleobases include the purine bases adenine (A) and guanine (G), and the pyrimidine bases thymine (T), cytosine (C) and uracil (U). Modified nucleobases include other synthetic and natural nucleobases such as 5-methylcytosine (5-me-C), 5-hydroxymethyl cytosine, xanthine, hypoxanthine, 2-aminoadenine, 6-methyl and other alkyl derivatives of adenine and guanine, 2-propyl and other alkyl derivatives of adenine and guanine, 2-thiouracil, 2-thiothymine and 2-thiocytosine, 5-halouracil and cytosine, 5-propynyl uracil and cytosine, 6-azo uracil, cytosine and thymine, 5-uracil (pseudouracil), 4-thiouracil, 8-halo, 8-amino, 8-thiol, 8-thioalkyl, 8-hydroxyl and other 8-substituted adenines and guanines, 5-halo, particularly 5-bromo, 5-trifluoromethyl and other 5-substituted uracils and cytosines, 7-methylguanine and 7-methyladenine, 8-azaguanine and 8-azaadenine, 7-deazaguanine and 7-daazaadenine and 3-deazaguanine and 3-deazaadenine. Further nucleobases include those disclosed in U.S. Pat. No. 3,687,808, those disclosed in *Modified Nucleosides in Biochemistry, Biotechnology and Medicine*, Herdewijn, P. ed. Wiley-VCH, 2008; those disclosed in *The Concise Encyclopedia Of Polymer Science And Engineering*, pages 858-859, Kroschwitz, J. L., ed. John Wiley & Sons, 1990, those disclosed by Englisch et al., (1991) *Angewandte Chemie, International Edition*, 30:613, and those disclosed by Sanghvi, Y S., Chapter 15, *dsRNA Research and Applications*, pages 289-302, Crooke, S. T. and Lebleu, B., Ed., CRC Press, 1993. Certain of these nucleobases are particularly useful for increasing the binding affinity of the oligomeric compounds featured in the invention. These include 5-substituted pyrimidines, 6-azapyrimidines and N-2, N-6 and 0-6 substituted purines, including 2-aminopropyladenine, 5-propynyluracil and 5-propynylcytosine. 5-methylcytosine substitutions have been shown to increase nucleic acid duplex stability by 0.6-1.2° C. (Sanghvi, Y. S., Crooke, S. T. and Lebleu, B., Eds., *dsRNA Research and Applications*, CRC Press, Boca Raton, 1993, pp. 276-278) and are exemplary base substitutions, even more particularly when combined with 2'-O-methoxyethyl sugar modifications.

[0150] Representative U.S. patents that teach the preparation of certain of the above noted modified nucleobases as well as other modified nucleobases include, but are not limited to, the above noted U.S. Pat. Nos. 3,687,808, 4,845,205; 5,130,30; 5,134,066; 5,175,273; 5,367,066; 5,432,272; 5,457,187; 5,459,255; 5,484,908; 5,502,177; 5,525,711; 5,552,540; 5,587,469; 5,594,121, 5,596,091; 5,614,617; 5,681,941; 5,750,692; 6,015,886; 6,147,200; 6,166,197; 6,222,025; 6,235,887; 6,380,368; 6,528,640; 6,639,062; 6,617,438; 7,045,610; 7,427,672; and 7,495,088, the entire contents of each of which are hereby incorporated herein by reference.

[0151] An iRNA of the invention can also be modified to include one or more locked nucleic acids (LNA). A locked nucleic acid is a nucleotide having a modified ribose moiety in which the ribose moiety comprises an extra bridge connecting the 2' and 4' carbons. This structure effectively “locks” the ribose in the 3'-endo structural conformation. The addition of locked nucleic acids to siRNAs has been shown to increase siRNA stability in serum, and to reduce off-target effects (Elmen, J. et al., (2005) *Nucleic Acids Research* 33(1):439-447; Mook, O R. et al., (2007) *Mol Canc Ther* 6(3):833-843; Grunweller, A. et al., (2003) *Nucleic Acids Research* 31(12):3185-3193).

[0152] An iRNA of the invention can also be modified to include one or more bicyclic sugar moieties. A “bicyclic sugar” is a furanosyl ring modified by the bridging of two atoms. A “bicyclic nucleoside” (“BNA”) is a nucleoside having a sugar moiety comprising a bridge connecting two carbon atoms of the sugar ring, thereby forming a bicyclic ring system. In certain embodiments, the bridge connects the 4'-carbon and the 2'-carbon of the sugar ring. Thus, in some embodiments an agent of the invention may include one or more locked nucleic acids (LNA). A locked nucleic acid is a nucleotide having a modified ribose moiety in which the ribose moiety comprises an extra bridge connecting the 2' and 4' carbons. In other words, an LNA is a nucleotide comprising a bicyclic sugar moiety comprising a 4'-CH₂-O-2' bridge. This structure effectively “locks” the ribose in the 3'-endo structural conformation. The addition of locked nucleic acids to siRNAs has been shown to increase siRNA stability in serum, and to reduce off-target effects (Elmen, J. et al., (2005) *Nucleic Acids Research* 33(1):439-447; Mook, O R. et al., (2007) *Mol Canc Ther* 6(3):833-843; Grunweller, A. et al., (2003) *Nucleic Acids Research* 31(12):3185-3193). Examples of bicyclic nucleosides for use in the polynucleotides of the invention include without limitation nucleosides comprising a bridge between the 4' and the 2' ribosyl ring atoms. In certain embodiments, the antisense polynucleotide agents of the invention include one or more bicyclic nucleosides comprising a 4' to 2' bridge. Examples of such 4' to 2' bridged bicyclic nucleosides, include but are not limited to 4'-(CH₂)-O-2' (LNA); 4'-(CH₂)-S-2'; 4'-(CH₂)₂-O-2' (ENA); 4'-CH(CH₃)-O-2' (also referred to as “constrained ethyl” or “cEt”) and 4'-CH(CH₂OCH₃)-O-2' (and analogs thereof; see, e.g., U.S. Pat. No. 7,399,845); 4'-C(CH₃)(CH₃)-O-2' (and analogs thereof; see e.g., U.S. Pat. No. 8,278,283); 4'-CH₂-N(OCH₃)-2' (and analogs thereof; see e.g., U.S. Pat. No. 8,278,425); 4'-CH₂-O—N(CH₃)-2' (see, e.g., U.S. Patent Publication No. 2004/0171570); 4'-CH₂-N(R)—O-2', wherein R is H, C₁-C₁₂ alkyl, or a protecting group (see, e.g., U.S. Pat. No. 7,427,672); 4'-CH₂-C(H)(CH₃)-2' (see, e.g., Chattopadhyaya et al., *J. Org. Chem.*, 2009, 74, 118-134); and 4'-CH₂-C(=CH₂)-2' (and analogs thereof; see, e.g., U.S. Pat. No. 8,278,426). The entire contents of each of the foregoing are hereby incorporated herein by reference.

[0153] Additional representative U.S. patents and US patent Publications that teach the preparation of locked nucleic acid nucleotides include, but are not limited to, the following: U.S. Pat. Nos. 6,268,490; 6,525,191; 6,670,461; 6,770,748; 6,794,499; 6,998,484; 7,053,207; 7,034,133; 7,084,125; 7,399,845; 7,427,672; 7,569,686; 7,741,457; 8,022,193; 8,030,467; 8,278,425; 8,278,426; 8,278,283; US 2008/0039618; and US 2009/0012281, the entire contents of each of which are hereby incorporated herein by reference.

[0154] Any of the foregoing bicyclic nucleosides can be prepared having one or more stereochemical sugar configurations including for example α-L-ribofuranose and β-D-ribofuranose (see WO 99/14226).

[0155] An iRNA of the invention can also be modified to include one or more constrained ethyl nucleotides. As used herein, a “constrained ethyl nucleotide” or “cEt” is a locked nucleic acid comprising a bicyclic sugar moiety comprising a 4'-CH(CH₃)-O-2' bridge. In one embodiment, a constrained ethyl nucleotide is in the S conformation referred to herein as “S-cEt.”

[0156] An iRNA of the invention may also include one or more “conformationally restricted nucleotides” (“CRN”). CRN are nucleotide analogs with a linker connecting the C2' and C4' carbons of ribose or the C3 and C-5' carbons of ribose. CRN lock the ribose ring into a stable conformation and increase the hybridization affinity to mRNA. The linker is of sufficient length to place the oxygen in an optimal position for stability and affinity resulting in less ribose ring puckering.

[0157] Representative publications that teach the preparation of certain of the above noted CRN include, but are not limited to, US Patent Publication No. 2013/0190383; and PCT publication WO 2013/036868, the entire contents of each of which are hereby incorporated herein by reference.

[0158] In some embodiments, an iRNA of the invention comprises one or more monomers that are UNA (unlocked nucleic acid) nucleotides. UNA is unlocked acyclic nucleic acid, wherein any of the bonds of the sugar has been removed, forming an unlocked “sugar” residue. In one example, UNA also encompasses monomer with bonds between C1'-C4' have been removed (i.e. the covalent carbon-oxygen-carbon bond between the C1' and C4' carbons). In another example, the C2'-C3' bond (i.e. the covalent carbon-carbon bond between the C2' and C3' carbons) of the sugar has been removed (see *Nuc. Acids Symp. Series*, 52, 133-134 (2008) and Fluiter et al., *Mol. Biosyst.*, 2009, 10, 1039 hereby incorporated by reference).

[0159] Representative U.S. publications that teach the preparation of UNA include, but are not limited to, U.S. Pat. No. 8,314,227; and US Patent Publication Nos. 2013/0096289; 2013/0011922; and 2011/0313020, the entire contents of each of which are hereby incorporated herein by reference.

[0160] Potentially stabilizing modifications to the ends of RNA molecules can include N-(acetylaminocaproyl)-4-hydroxyprolinol (Hyp-C6-NHAc), N-(caproyl-4-hydroxyprolinol (Hyp-C6), N-(acetyl-4-hydroxyprolinol (Hyp-NHAc), thymidine-2'-O-deoxythymidine (ether), N-(aminocaproyl)-4-hydroxyprolinol (Hyp-C6-amino), 2-docosanoyl-uridine-3'-phosphate, inverted base dT(idT) and others. Disclosure of this modification can be found in PCT Publication No. WO 2011/005861.

[0161] Other modifications of an iRNA of the invention include a 5' phosphate or 5' phosphate mimic, e.g., a 5'-terminal phosphate or phosphate mimic on the antisense strand of an RNAi agent. Suitable phosphate mimics are disclosed in, for example US Patent Publication No. 2012/0157511, the entire contents of which are incorporated herein by reference.

IV. iRNAs Conjugated to Ligands

[0162] Another modification of the RNA of an iRNA of the invention involves chemically linking to the RNA one or more ligands, moieties or conjugates that enhance the activity, cellular distribution or cellular uptake of the iRNA. Such moieties include but are not limited to lipid moieties such as a cholesterol moiety (Letsinger et al., (1989) *Proc. Natl. Acad. Sci. USA*, 86: 6553-6556), cholic acid (Manoharan et al., (1994) *Biorg. Med. Chem. Lett.*, 4:1053-1060), a thioether, e.g., beryl-S-tritylthiol (Manoharan et al., (1992) *Ann. N.Y. Acad. Sci.*, 660:306-309; Manoharan et al., (1993) *Biorg. Med. Chem. Lett.*, 3:2765-2770), a thiocholesterol (Oberhauser et al., (1992) *Nucl. Acids Res.*, 20:533-538), an aliphatic chain, e.g., dodecandiol or undecyl residues

(Saison-Behmoaras et al., (1991) *EMBO J.* 10:1111-1118; Kabanov et al., (1990) *FEBS Lett.*, 259:327-330; Svinarchuk et al., (1993) *Biochimie*, 75:49-54), a phospholipid, e.g., di-hexadecyl-rac-glycerol or triethyl-ammonium 1,2-di-O-hexadecyl-rac-glycero-3-phosphonate (Manoharan et al., (1995) *Tetrahedron Lett.*, 36:3651-3654; Shea et al., (1990) *Nucl. Acids Res.*, 18:3777-3783), a polyamine or a polyethylene glycol chain (Manoharan et al., (1995) *Nucleosides & Nucleotides*, 14:969-973), or adamantane acetic acid (Manoharan et al., (1995) *Tetrahedron Lett.*, 36:3651-3654), a palmityl moiety (Mishra et al., (1995) *Biochim. Biophys. Acta*, 1264:229-237), or an octadecylamine or hexylamino-carbonyloxycholesterol moiety (Crooke et al., (1996) *J. Pharmacol. Exp. Ther.*, 277:923-937).

[0163] In one embodiment, a ligand alters the distribution, targeting or lifetime of an iRNA agent into which it is incorporated. In preferred embodiments a ligand provides an enhanced affinity for a selected target, e.g., molecule, cell or cell type, compartment, e.g., a cellular or organ compartment, tissue, organ or region of the body, as, e.g., compared to a species absent such a ligand. Preferred ligands will not take part in duplex pairing in a duplexed nucleic acid.

[0164] Ligands can include a naturally occurring substance, such as a protein (e.g., human serum albumin (HSA), low-density lipoprotein (LDL), or globulin); carbohydrate (e.g., a dextran, pullulan, chitin, chitosan, inulin, cyclodextrin, N-acetylglucosamine, N-acetylgalactosamine or hyaluronic acid); or a lipid. The ligand can also be a recombinant or synthetic molecule, such as a synthetic polymer, e.g., a synthetic polyamino acid. Examples of polyamino acids include polyamino acid is a polylysine (PLL), poly L-aspartic acid, poly L-glutamic acid, styrene-maleic acid anhydride copolymer, poly(L-lactide-co-glycolid) copolymer, divinyl ether-maleic anhydride copolymer, N-(2-hydroxypropyl)methacrylamide copolymer (HMPA), polyethylene glycol (PEG), polyvinyl alcohol (PVA), polyurethane, poly(2-ethylacrylic acid), N-isopropylacrylamide polymers, or polyphosphazine. Example of polyamines include: polyethylenimine, polylysine (PLL), spermine, spermidine, polyamine, pseudopeptide-polyamine, peptidomimetic polyamine, dendrimer polyamine, arginine, amidine, protamine, cationic lipid, cationic porphyrin, quaternary salt of a polyamine, or an alpha helical peptide.

[0165] Ligands can also include targeting groups, e.g., a cell or tissue targeting agent, e.g., a lectin, glycoprotein, lipid or protein, e.g., an antibody, that binds to a specified cell type such as a kidney cell. A targeting group can be a thyrotropin, melanotropin, lectin, glycoprotein, surfactant protein A, Mucin carbohydrate, multivalent lactose, multivalent galactose, N-acetyl-galactosamine, N-acetyl-gulucosamine multivalent mannose, multivalent fucose, glycosylated polyaminoacids, multivalent galactose, transferrin, bisphosphonate, polyglutamate, polyaspartate, a lipid, cholesterol, a steroid, bile acid, folate, vitamin B12, vitamin A, biotin, or an RGD peptide or RGD peptide mimetic.

[0166] Other examples of ligands include dyes, intercalating agents (e.g. acridines), cross-linkers (e.g. psoralen, mitomycin C), porphyrins (TPPC4, texaphyrin, Sapphyrin), polycyclic aromatic hydrocarbons (e.g., phenazine, dihydrophenazine), artificial endonucleases (e.g. EDTA), lipophilic molecules, e.g., cholesterol, cholic acid, adamantane acetic acid, 1-pyrene butyric acid, dihydrotestosterone, 1,3-Bis-O (hexadecyl)glycerol, geranyloxyhexyl group, hexadecylglycerol, borneol, menthol, 1,3-propanediol, heptadecyl

group, palmitic acid, myristic acid, O₃-(oleoyl)lithocholic acid, O₃-(oleoyl)cholenic acid, dimethoxytrityl, or phenoxazine) and peptide conjugates (e.g., antennapedia peptide, Tat peptide), alkylating agents, phosphate, amino, mercapto, PEG (e.g., PEG-40K), MPEG, [MPEG]₂, polyamino, alkyl, substituted alkyl, radiolabeled markers, enzymes, haptens (e.g. biotin), transport/absorption facilitators (e.g., aspirin, vitamin E, folic acid), synthetic ribonucleases (e.g., imidazole, bisimidazole, histamine, imidazole clusters, acridine-imidazole conjugates, Eu³⁺ complexes of tetraazamacrocycles), dinitrophenyl, HRP, or AP.

[0167] Ligands can be proteins, e.g., glycoproteins, or peptides, e.g., molecules having a specific affinity for a co-ligand, or antibodies e.g., an antibody, that binds to a specified cell type such as a hepatic cell. Ligands can also include hormones and hormone receptors. They can also include non-peptidic species, such as lipids, lectins, carbohydrates, vitamins, cofactors, multivalent lactose, multivalent galactose, N-acetyl-galactosamine, N-acetyl-gulucosamine multivalent mannose, or multivalent fucose. The ligand can be, for example, a lipopolysaccharide, an activator of p38 MAP kinase, or an activator of NF- κ B.

[0168] The ligand can be a substance, e.g., a drug, which can increase the uptake of the iRNA agent into the cell, for example, by disrupting the cell's cytoskeleton, e.g., by disrupting the cell's microtubules, microfilaments, and/or intermediate filaments. The drug can be, for example, taxon, vincristine, vinblastine, cytochalasin, nocodazole, japlakinolide, latrunculin A, phalloidin, swinholide A, indanocine, or myoservin.

[0169] In some embodiments, a ligand attached to an iRNA as described herein acts as a pharmacokinetic modulator (PK modulator). PK modulators include lipophiles, bile acids, steroids, phospholipid analogues, peptides, protein binding agents, PEG, vitamins etc. Exemplary PK modulators include, but are not limited to, cholesterol, fatty acids, cholic acid, lithocholic acid, dialkylglycerides, diacylglyceride, phospholipids, sphingolipids, naproxen, ibuprofen, vitamin E, biotin etc. Oligonucleotides that comprise a number of phosphorothioate linkages are also known to bind to serum protein, thus short oligonucleotides, e.g., oligonucleotides of about 5 bases, 10 bases, 15 bases or 20 bases, comprising multiple of phosphorothioate linkages in the backbone are also amenable to the present invention as ligands (e.g. as PK modulating ligands). In addition, aptamers that bind serum components (e.g. serum proteins) are also suitable for use as PK modulating ligands in the embodiments described herein.

[0170] Ligand-conjugated oligonucleotides of the invention may be synthesized by the use of an oligonucleotide that bears a pendant reactive functionality, such as that derived from the attachment of a linking molecule onto the oligonucleotide (described below). This reactive oligonucleotide may be reacted directly with commercially-available ligands, ligands that are synthesized bearing any of a variety of protecting groups, or ligands that have a linking moiety attached thereto.

[0171] The oligonucleotides used in the conjugates of the present invention may be conveniently and routinely made

through the well-known technique of solid-phase synthesis. Equipment for such synthesis is sold by several vendors including, for example, Applied Biosystems (Foster City, Calif.). Any other means for such synthesis known in the art may additionally or alternatively be employed. It is also known to use similar techniques to prepare other oligonucleotides, such as the phosphorothioates and alkylated derivatives.

[0172] In the ligand-conjugated oligonucleotides and ligand-molecule bearing sequence-specific linked nucleosides of the present invention, the oligonucleotides and oligonucleosides may be assembled on a suitable DNA synthesizer utilizing standard nucleotide or nucleoside precursors, or nucleotide or nucleoside conjugate precursors that already bear the linking moiety, ligand-nucleotide or nucleoside-conjugate precursors that already bear the ligand molecule, or non-nucleoside ligand-bearing building blocks.

[0173] When using nucleotide-conjugate precursors that already bear a linking moiety, the synthesis of the sequence-specific linked nucleosides is typically completed, and the ligand molecule is then reacted with the linking moiety to form the ligand-conjugated oligonucleotide. In some embodiments, the oligonucleotides or linked nucleosides of the present invention are synthesized by an automated synthesizer using phosphoramidites derived from ligand-nucleoside conjugates in addition to the standard phosphoramidites and non-standard phosphoramidites that are commercially available and routinely used in oligonucleotide synthesis.

[0174] A. Lipid Conjugates

[0175] In one embodiment, the ligand or conjugate is a lipid or lipid-based molecule. Such a lipid or lipid-based molecule preferably binds a serum protein, e.g., human serum albumin (HSA). An HSA binding ligand allows for distribution of the conjugate to a target tissue, e.g., a non-kidney target tissue of the body. For example, the target tissue can be the liver, including parenchymal cells of the liver. Other molecules that can bind HSA can also be used as ligands. For example, neproxin or aspirin can be used. A lipid or lipid-based ligand can (a) increase resistance to degradation of the conjugate, (b) increase targeting or transport into a target cell or cell membrane, and/or (c) can be used to adjust binding to a serum protein, e.g., HSA.

[0176] A lipid based ligand can be used to inhibit, e.g., control the binding of the conjugate to a target tissue. For example, a lipid or lipid-based ligand that binds to HSA more strongly will be less likely to be targeted to the kidney and therefore less likely to be cleared from the body. A lipid or lipid-based ligand that binds to HSA less strongly can be used to target the conjugate to the kidney.

[0177] In a preferred embodiment, the lipid based ligand binds HSA. Preferably, it binds HSA with a sufficient affinity such that the conjugate will be preferably distributed to a non-kidney tissue. However, it is preferred that the affinity not be so strong that the HSA-ligand binding cannot be reversed.

[0178] In another preferred embodiment, the lipid based ligand binds HSA weakly or not at all, such that the

conjugate will be preferably distributed to the kidney. Other moieties that target to kidney cells can also be used in place of or in addition to the lipid based ligand.

[0179] In another aspect, the ligand is a moiety, e.g., a vitamin, which is taken up by a target cell, e.g., a proliferating cell. These are particularly useful for treating disorders characterized by unwanted cell proliferation, e.g., of the malignant or non-malignant type, e.g., cancer cells. Exemplary vitamins include vitamin A, E, and K. Other exemplary vitamins include are B vitamin, e.g., folic acid, B12, riboflavin, biotin, pyridoxal or other vitamins or nutrients taken up by target cells such as liver cells. Also included are HSA and low density lipoprotein (LDL).

[0180] B. Cell Permeation Agents

[0181] In another aspect, the ligand is a cell-permeation agent, preferably a helical cell-permeation agent. Preferably, the agent is amphipathic. An exemplary agent is a peptide such as tat or antennopodia. If the agent is a peptide, it can be modified, including a peptidylmimetic, invertomers, non-peptide or pseudo-peptide linkages, and use of D-amino acids. The helical agent is preferably an alpha-helical agent, which preferably has a lipophilic and a lipophobic phase.

[0182] The ligand can be a peptide or peptidomimetic. A peptidomimetic (also referred to herein as an oligopeptidomimetic) is a molecule capable of folding into a defined three-dimensional structure similar to a natural peptide. The attachment of peptide and peptidomimetics to iRNA agents can affect pharmacokinetic distribution of the iRNA, such as by enhancing cellular recognition and absorption. The peptide or peptidomimetic moiety can be about 5-50 amino acids long, e.g., about 5, 10, 15, 20, 25, 30, 35, 40, 45, or 50 amino acids long.

[0183] A peptide or peptidomimetic can be, for example, a cell permeation peptide, cationic peptide, amphipathic peptide, or hydrophobic peptide (e.g., consisting primarily of Tyr, Trp or Phe). The peptide moiety can be a dendrimer peptide, constrained peptide or crosslinked peptide. In another alternative, the peptide moiety can include a hydrophobic membrane translocation sequence (MTS). An exemplary hydrophobic MTS-containing peptide is RFGF having the amino acid sequence AAVALLPAVLLALLAP (SEQ ID NO: 13). An RFGF analogue (e.g., amino acid sequence AALLPVLLAAP (SEQ ID NO: 10) containing a hydrophobic MTS can also be a targeting moiety. The peptide moiety can be a "delivery" peptide, which can carry large polar molecules including peptides, oligonucleotides, and protein across cell membranes. For example, sequences from the HIV Tat protein (GRKKRRQRRRPPQ (SEQ ID NO: 11) and the *Drosophila* Antennapedia protein (RQIKIWFQN-RRMKWKK (SEQ ID NO: 12) have been found to be capable of functioning as delivery peptides. A peptide or peptidomimetic can be encoded by a random sequence of DNA, such as a peptide identified from a phage-display library, or one-bead-one-compound (OBOC) combinatorial library (Lam et al., Nature, 354:82-84, 1991). Examples of a peptide or peptidomimetic tethered to a dsRNA agent via an incorporated monomer unit for cell targeting purposes is an arginine-glycine-aspartic acid (RGD)-peptide, or RGD

mimic. A peptide moiety can range in length from about 5 amino acids to about 40 amino acids. The peptide moieties can have a structural modification, such as to increase stability or direct conformational properties. Any of the structural modifications described below can be utilized.

[0184] An RGD peptide for use in the compositions and methods of the invention may be linear or cyclic, and may be modified, e.g., glycosylated or methylated, to facilitate targeting to a specific tissue(s). RGD-containing peptides and peptidomimetics may include D-amino acids, as well as synthetic RGD mimics. In addition to RGD, one can use other moieties that target the integrin ligand. Preferred conjugates of this ligand target PECAM-1 or VEGF.

[0185] A "cell permeation peptide" is capable of permeating a cell, e.g., a microbial cell, such as a bacterial or fungal cell, or a mammalian cell, such as a human cell. A microbial cell-permeating peptide can be, for example, a α -helical linear peptide (e.g., LL-37 or Ceropin P1), a disulfide bond-containing peptide (e.g., α -defensin, β -defensin or bactenecin), or a peptide containing only one or two dominating amino acids (e.g., PR-39 or indolicidin). A cell permeation peptide can also include a nuclear localization signal (NLS). For example, a cell permeation peptide can be a bipartite amphipathic peptide, such as MPG, which is derived from the fusion peptide domain of HIV-1 gp41 and the NLS of SV40 large T antigen (Simeoni et al., Nucl. Acids Res. 31:2717-2724, 2003).

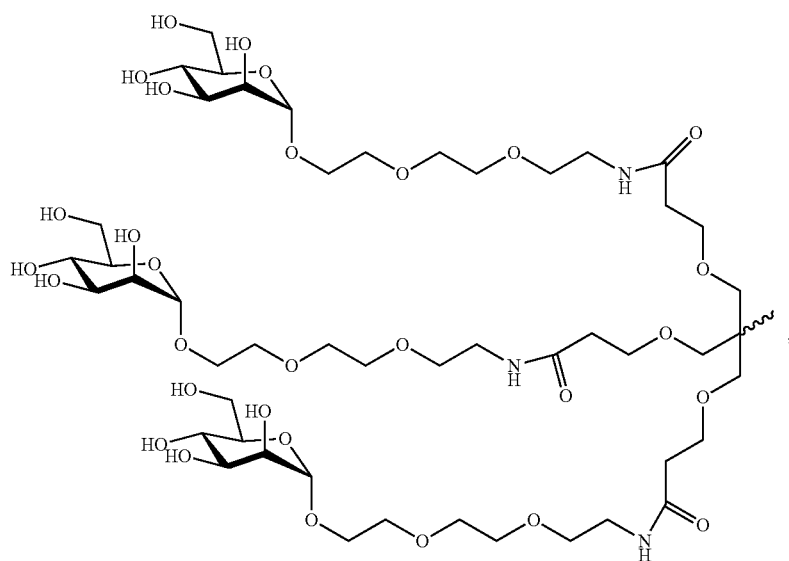
[0186] C. Carbohydrate Conjugates

[0187] In some embodiments of the compositions and methods of the invention, an iRNA oligonucleotide further comprises a carbohydrate. The carbohydrate conjugated iRNA are advantageous for the in vivo delivery of nucleic acids, as well as compositions suitable for in vivo therapeutic use, as described herein. As used herein, "carbohydrate" refers to a compound which is either a carbohydrate per se made up of one or more monosaccharide units having at least 6 carbon atoms (which can be linear, branched or cyclic) with an oxygen, nitrogen or sulfur atom bonded to each carbon atom; or a compound having as a part thereof a carbohydrate moiety made up of one or more monosaccharide units each having at least six carbon atoms (which can be linear, branched or cyclic), with an oxygen, nitrogen or sulfur atom bonded to each carbon atom. Representative carbohydrates include the sugars (mono-, di-, tri- and oligosaccharides containing from about 4, 5, 6, 7, 8, or 9 monosaccharide units), and polysaccharides such as starches, glycogen, cellulose and polysaccharide gums. Specific monosaccharides include C5 and above (e.g., C5, C6, C7, or C8) sugars; di- and trisaccharides include sugars having two or three monosaccharide units (e.g., C5, C6, C7, or C8).

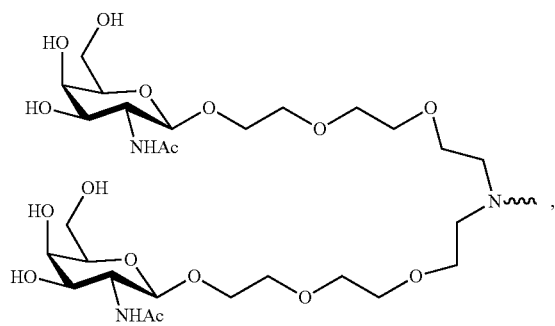
[0188] In one embodiment, a carbohydrate conjugate for use in the compositions and methods of the invention is a monosaccharide. In one embodiment, the monosaccharide is an N-acetylgalactosamine, such as

-continued

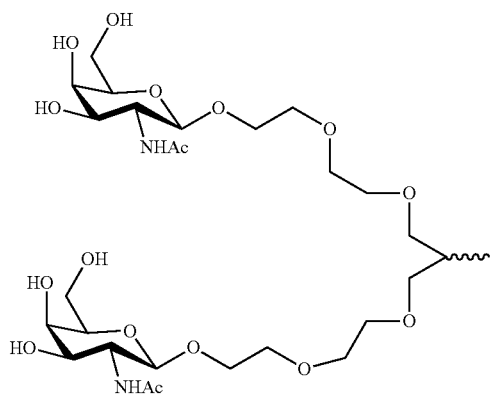
Formula III



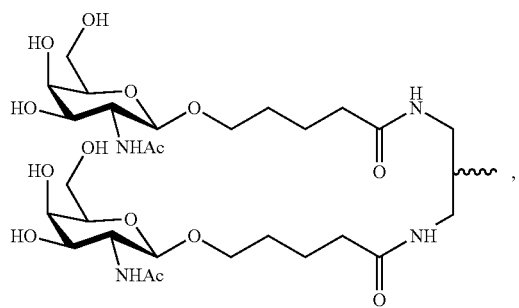
Formula IV



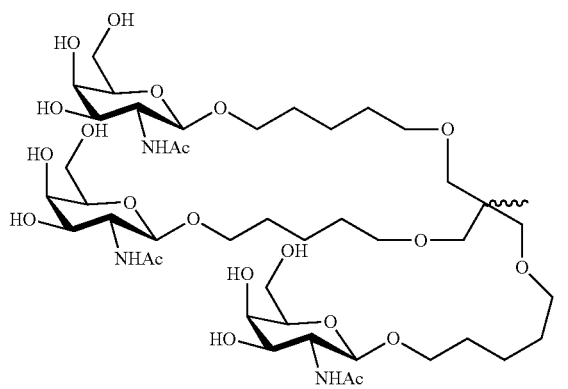
Formula V



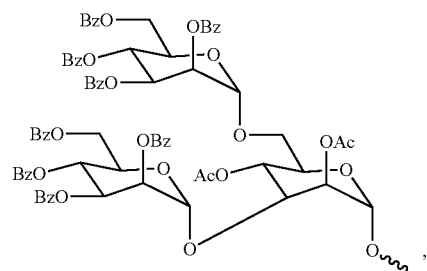
Formula VI



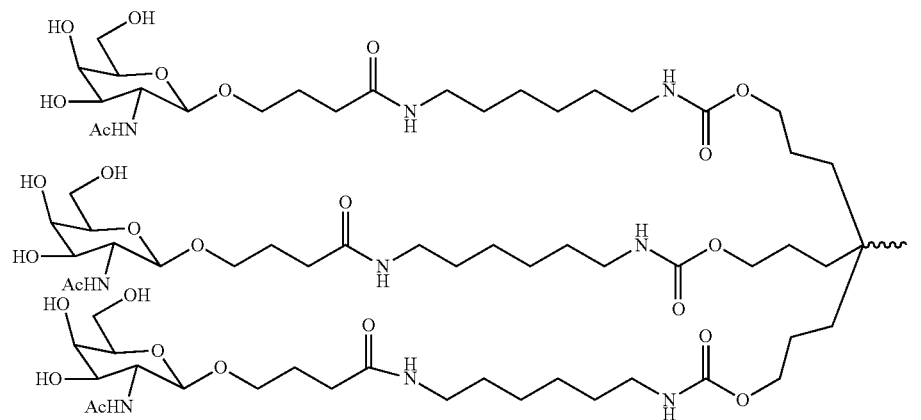
Formula VII



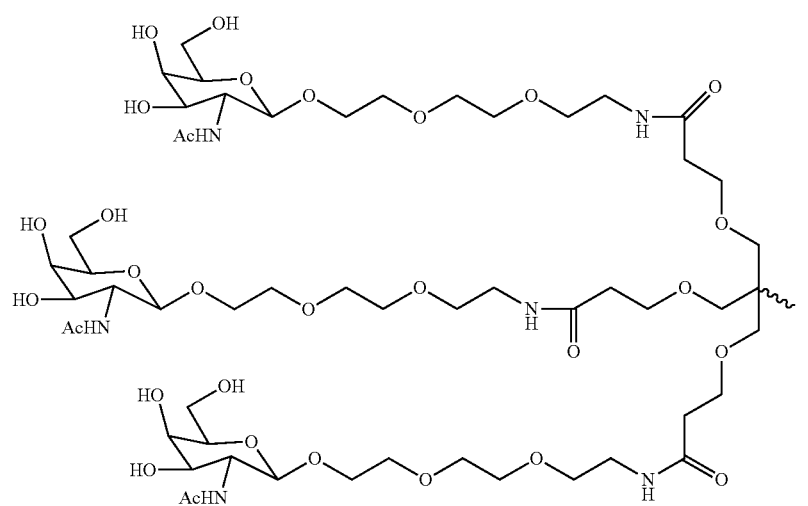
-continued



Formula VIII



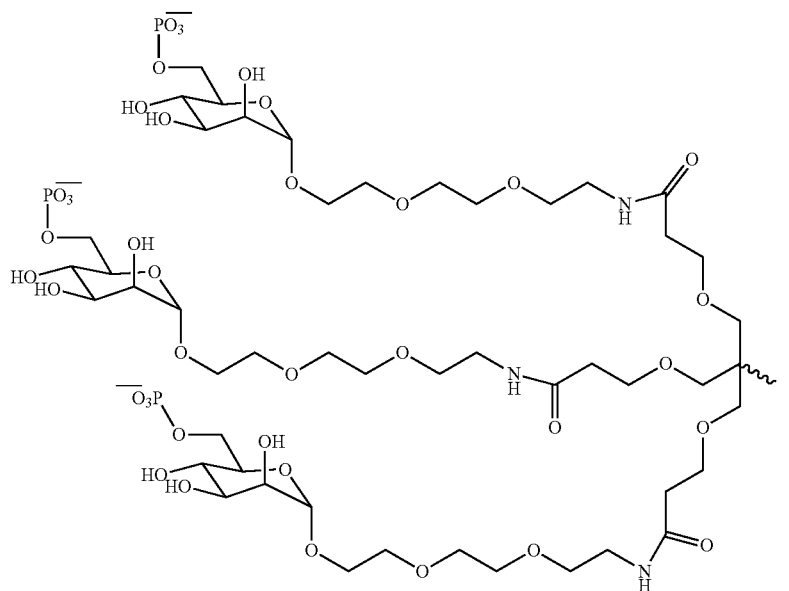
Formula IX



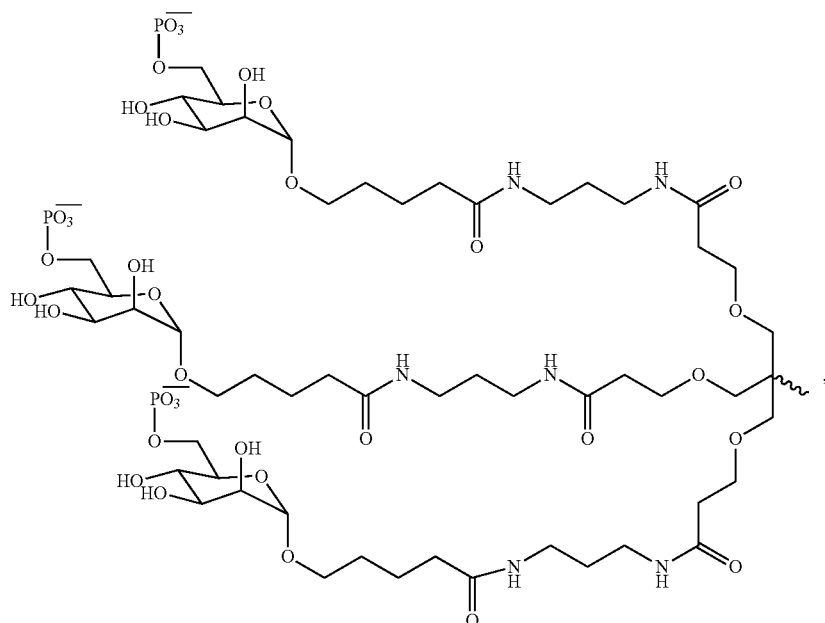
Formula X

-continued

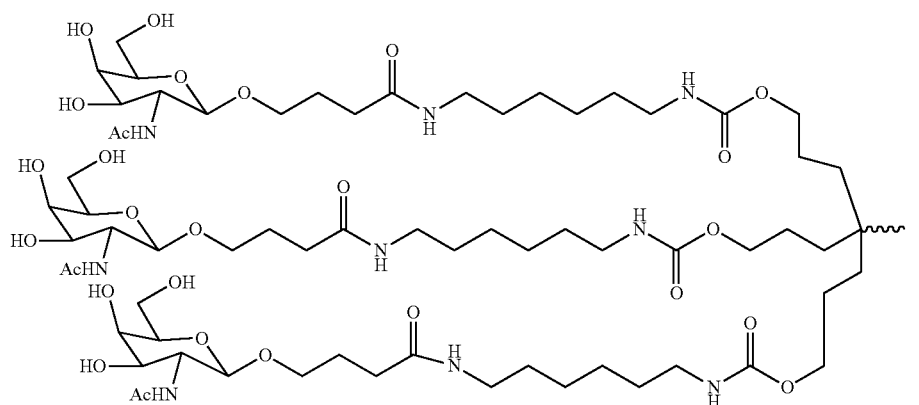
Formula XI



Formula XII

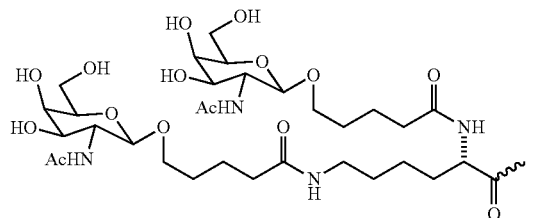


Formula XIII

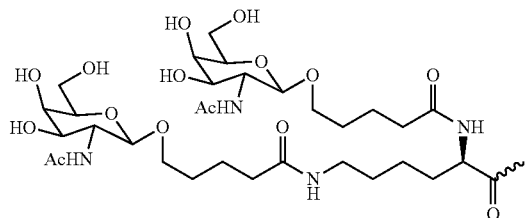


-continued

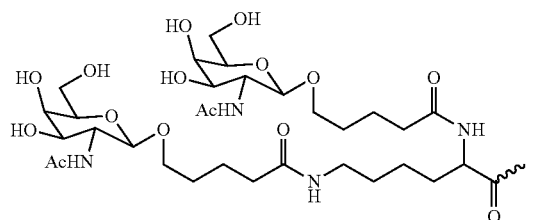
Formula XIV



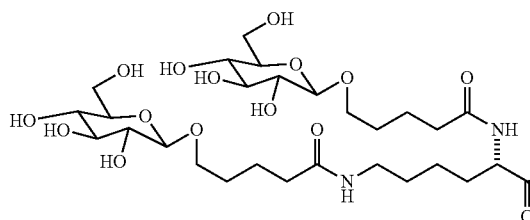
Formula XV



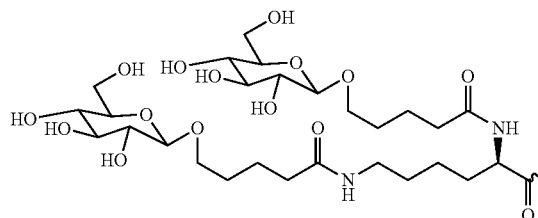
Formula XVI



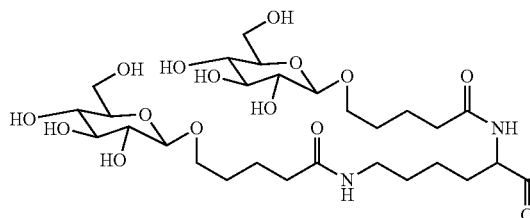
Formula XVII



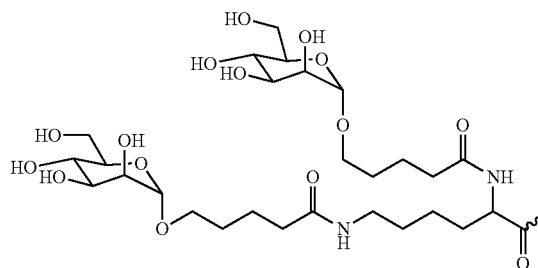
Formula XVIII



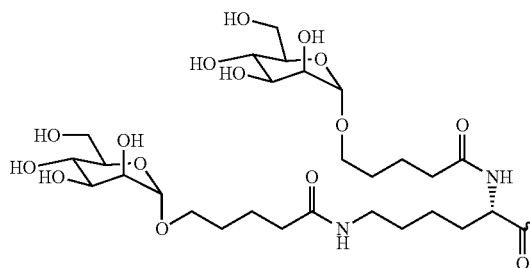
Formula XIX



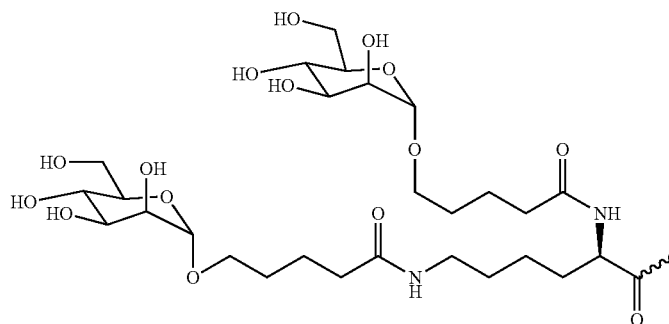
Formula XX



Formula XXI



Formula XXII



[0190] Another representative carbohydrate conjugate for use in the embodiments described herein includes, but is not limited to,

when one of X or Y is an oligonucleotide, the other is a hydrogen.

[0191] In certain embodiments of the invention, the GalNAc or GalNAc derivative is attached to an iRNA agent of the invention via a monovalent linker. In some embodiments, the GalNAc or GalNAc derivative is attached to an iRNA agent of the invention via a bivalent linker. In yet other embodiments of the invention, the GalNAc or GalNAc derivative is attached to an iRNA agent of the invention via a trivalent linker.

[0192] In one embodiment, the double stranded RNAi agents of the invention comprise one GalNAc or GalNAc derivative attached to the iRNA agent. In another embodiment, the double stranded RNAi agents of the invention comprise a plurality (e.g., 2, 3, 4, 5, or 6) GalNAc or GalNAc derivatives, each independently attached to a plurality of nucleotides of the double stranded RNAi agent through a plurality of monovalent linkers.

In some embodiments, for example, when the two strands of an iRNA agent of the invention are part of one larger molecule connected by an uninterrupted chain of nucleotides between the 3'-end of one strand and the 5'-end of the respective other strand forming a hairpin loop comprising, a plurality of unpaired nucleotides, each unpaired nucleotide within the hairpin loop may independently comprise a GalNAc or GalNAc derivative attached via a monovalent linker.

[0193] In some embodiments, the carbohydrate conjugate further comprises one or more additional ligands as described above, such as, but not limited to, a PK modulator and/or a cell permeation peptide.

[0194] Additional carbohydrate conjugates (and linkers) suitable for use in the present invention include those described in PCT Publication Nos. WO 2014/179620 and WO 2014/179627, the entire contents of each of which are incorporated herein by reference.

[0195] D. Linkers

[0196] In some embodiments, the conjugate or ligand described herein can be attached to an iRNA oligonucleotide with various linkers that can be cleavable or non cleavable.

[0197] The term "linker" or "linking group" means an organic moiety that connects two parts of a compound, e.g., covalently attaches two parts of a compound. Linkers typically comprise a direct bond or an atom such as oxygen or sulfur, a unit such as NR₈, C(O), C(O)NH, SO, SO₂, SO₂NH or a chain of atoms, such as, but not limited to, substituted or unsubstituted alkyl, substituted or unsubstituted alkenyl, substituted or unsubstituted alkynyl, arylalkyl, arylalkenyl, arylalkynyl, heteroarylalkyl, heteroarylalkenyl, heteroarylalkynyl, heterocyclalkyl, heterocyclalkenyl, heterocyclalkynyl, aryl, heteroaryl, heterocycl, cycloalkyl, cycloalkenyl, alkylarylalkyl, alkylarylalkenyl, alkylarylalkynyl, alkenylarylalkyl, alkenylarylalkenyl, alkenylarylalkynyl, alkynylarylalkyl, alkynylarylalkenyl, alkynylarylalkynyl, alkylheteroarylalkyl, alkylheteroarylalkenyl, alkylheteroarylalkynyl, alkenylheteroarylalkyl, alkenylheteroarylalkenyl, alkenylheteroarylalkynyl, alkynylheteroarylalkyl, alkynylheteroarylalkenyl, alkynylheteroarylalkynyl, alkylheterocyclalkyl, alkylheterocyclalkenyl, alkylheterocyclalkynyl, alkenylheterocyclalkyl, alkenylheterocyclalkenyl, alkenylheterocyclalkynyl, alkynylheterocyclalkyl, alkynylheterocyclalkenyl, alkynylheterocyclalkynyl, alkylaryl, alkenylaryl, alkynylaryl, alkylheteroaryl, alkenylheteroaryl, alkynyl-

heteroaryl, which one or more methylenes can be interrupted or terminated by O, S, S(O), SO₂, N(R₈), C(O), substituted or unsubstituted aryl, substituted or unsubstituted heteroaryl, substituted or unsubstituted heterocyclic; where R₈ is hydrogen, acyl, aliphatic or substituted aliphatic. In one embodiment, the linker is between about 1-24 atoms, 2-24, 3-24, 4-24, 5-24, 6-24, 6-18, 7-18, 8-18 atoms, 7-17, 8-17, 6-16, 7-17, or 8-16 atoms.

[0198] A cleavable linking group is one which is sufficiently stable outside the cell, but which upon entry into a target cell is cleaved to release the two parts the linker is holding together. In a preferred embodiment, the cleavable linking group is cleaved at least about 10 times, 20, times, 30 times, 40 times, 50 times, 60 times, 70 times, 80 times, 90 times or more, or at least about 100 times faster in a target cell or under a first reference condition (which can, e.g., be selected to mimic or represent intracellular conditions) than in the blood of a subject, or under a second reference condition (which can, e.g., be selected to mimic or represent conditions found in the blood or serum).

[0199] Cleavable linking groups are susceptible to cleavage agents, e.g., pH, redox potential or the presence of degradative molecules. Generally, cleavage agents are more prevalent or found at higher levels or activities inside cells than in serum or blood. Examples of such degradative agents include: redox agents which are selected for particular substrates or which have no substrate specificity, including, e.g., oxidative or reductive enzymes or reductive agents such as mercaptans, present in cells, that can degrade a redox cleavable linking group by reduction; esterases; endosomes or agents that can create an acidic environment, e.g., those that result in a pH of five or lower; enzymes that can hydrolyze or degrade an acid cleavable linking group by acting as a general acid, peptidases (which can be substrate specific), and phosphatases.

[0200] A cleavable linkage group, such as a disulfide bond can be susceptible to pH. The pH of human serum is 7.4, while the average intracellular pH is slightly lower, ranging from about 7.1-7.3. Endosomes have a more acidic pH, in the range of 5.5-6.0, and lysosomes have an even more acidic pH at around 5.0. Some linkers will have a cleavable linking group that is cleaved at a preferred pH, thereby releasing a cationic lipid from the ligand inside the cell, or into the desired compartment of the cell.

[0201] A linker can include a cleavable linking group that is cleavable by a particular enzyme. The type of cleavable linking group incorporated into a linker can depend on the cell to be targeted. For example, a liver-targeting ligand can be linked to a cationic lipid through a linker that includes an ester group. Liver cells are rich in esterases, and therefore the linker will be cleaved more efficiently in liver cells than in cell types that are not esterase-rich. Other cell-types rich in esterases include cells of the lung, renal cortex, and testis.

[0202] Linkers that contain peptide bonds can be used when targeting cell types rich in peptidases, such as liver cells and synoviocytes.

[0203] In general, the suitability of a candidate cleavable linking group can be evaluated by testing the ability of a degradative agent (or condition) to cleave the candidate linking group. It will also be desirable to also test the

candidate cleavable linking group for the ability to resist cleavage in the blood or when in contact with other non-target tissue. Thus, one can determine the relative susceptibility to cleavage between a first and a second condition, where the first is selected to be indicative of cleavage in a target cell and the second is selected to be indicative of cleavage in other tissues or biological fluids, e.g., blood or serum. The evaluations can be carried out in cell free systems, in cells, in cell culture, in organ or tissue culture, or in whole animals. It can be useful to make initial evaluations in cell-free or culture conditions and to confirm by further evaluations in whole animals. In preferred embodiments, useful candidate compounds are cleaved at least about 2, 4, 10, 20, 30, 40, 50, 60, 70, 80, 90, or about 100 times faster in the cell (or under in vitro conditions selected to mimic intracellular conditions) as compared to blood or serum (or under in vitro conditions selected to mimic extracellular conditions).

[0204] i. Redox Cleavable Linking Groups

[0205] In one embodiment, a cleavable linking group is a redox cleavable linking group that is cleaved upon reduction or oxidation. An example of reductively cleavable linking group is a disulphide linking group ($-S-S-$). To determine if a candidate cleavable linking group is a suitable "reductively cleavable linking group," or for example is suitable for use with a particular iRNA moiety and particular targeting agent one can look to methods described herein. For example, a candidate can be evaluated by incubation with dithiothreitol (DTT), or other reducing agent using reagents know in the art, which mimic the rate of cleavage which would be observed in a cell, e.g., a target cell. The candidates can also be evaluated under conditions which are selected to mimic blood or serum conditions. In one, candidate compounds are cleaved by at most about 10% in the blood. In other embodiments, useful candidate compounds are degraded at least about 2, 4, 10, 20, 30, 40, 50, 60, 70, 80, 90, or about 100 times faster in the cell (or under in vitro conditions selected to mimic intracellular conditions) as compared to blood (or under in vitro conditions selected to mimic extracellular conditions). The rate of cleavage of candidate compounds can be determined using standard enzyme kinetics assays under conditions chosen to mimic intracellular media and compared to conditions chosen to mimic extracellular media.

[0206] ii. Phosphate-Based Cleavable Linking Groups

[0207] In another embodiment, a cleavable linker comprises a phosphate-based cleavable linking group. A phosphate-based cleavable linking group is cleaved by agents that degrade or hydrolyze the phosphate group. An example of an agent that cleaves phosphate groups in cells are enzymes such as phosphatases in cells. Examples of phosphate-based linking groups are $-O-P(O)(ORk)-O-$, $-O-P(S)(ORk)-O-$, $-O-P(S)(SRk)-O-$, $-S-P(O)(ORk)-O-$, $-O-P(O)(ORk)-S-$, $-S-P(O)(ORk)-S-$, $-O-P(S)(ORk)-S-$, $-S-P(S)(ORk)-O-$, $-O-P(O)(Rk)-O-$, $-O-P(S)(Rk)-O-$, $-S-P(O)(Rk)-O-$, $-S-P(S)(Rk)-O-$, $-S-P(O)(Rk)-S-$, $-O-P(S)(Rk)-S-$. Preferred embodiments are $-O-P(O)(OH)-O-$, $-O-P(S)(OH)-O-$, $-O-P(S)(SH)-O-$,

$-S-P(O)(OH)-O-$, $-O-P(O)(OH)-S-$, $-S-P(O)(OH)-S-$, $-O-P(S)(OH)-S-$, $-S-P(S)(OH)-O-$, $-O-P(O)(H)-O-$, $-O-P(S)(H)-O-$, $-S-P(O)(H)-O-$, $-S-P(S)(H)-O-$, $-S-P(O)(H)-S-$, $-O-P(S)(H)-S-$. A preferred embodiment is $-O-P(O)(OH)-O-$. These candidates can be evaluated using methods analogous to those described above.

[0208] iii. Acid Cleavable Linking Groups

[0209] In another embodiment, a cleavable linker comprises an acid cleavable linking group. An acid cleavable linking group is a linking group that is cleaved under acidic conditions. In preferred embodiments acid cleavable linking groups are cleaved in an acidic environment with a pH of about 6.5 or lower (e.g., about 6.0, 5.75, 5.5, 5.25, 5.0, or lower), or by agents such as enzymes that can act as a general acid. In a cell, specific low pH organelles, such as endosomes and lysosomes can provide a cleaving environment for acid cleavable linking groups. Examples of acid cleavable linking groups include but are not limited to hydrazones, esters, and esters of amino acids. Acid cleavable groups can have the general formula $-C=NN-$, $C(O)O$, or $-OC(O)$. A preferred embodiment is when the carbon attached to the oxygen of the ester (the alkoxy group) is an aryl group, substituted alkyl group, or tertiary alkyl group such as dimethyl pentyl or t-butyl. These candidates can be evaluated using methods analogous to those described above.

[0210] iv. Ester-Based Linking Groups

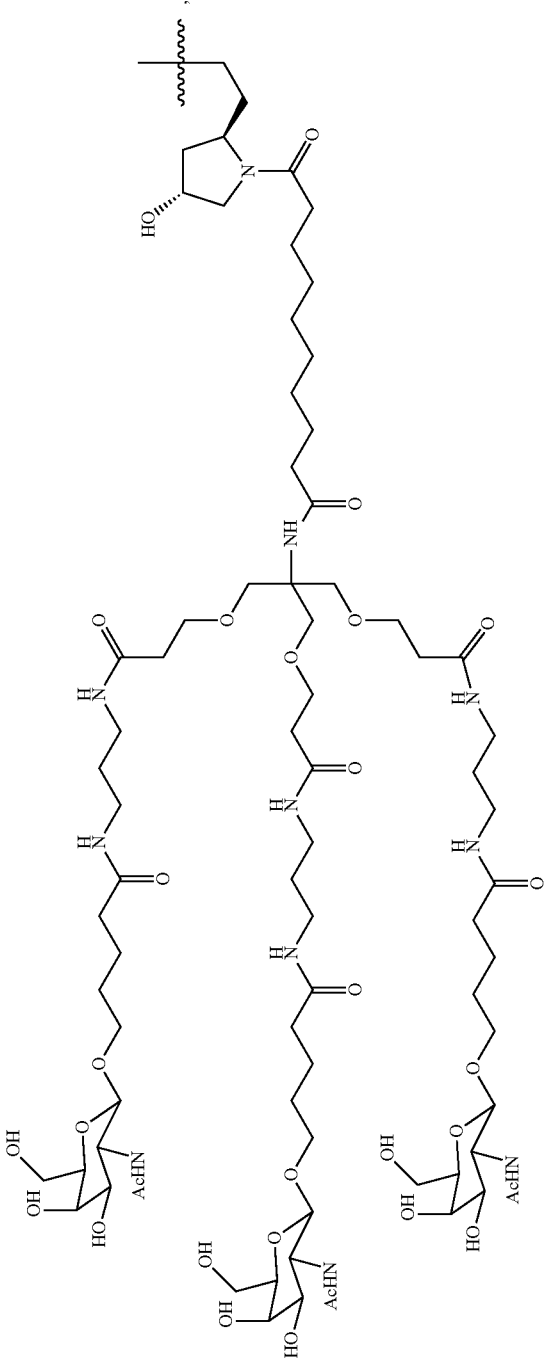
[0211] In another embodiment, a cleavable linker comprises an ester-based cleavable linking group. An ester-based cleavable linking group is cleaved by enzymes such as esterases and amidases in cells. Examples of ester-based cleavable linking groups include but are not limited to esters of alkylene, alkenylene and alkynylene groups. Ester cleavable linking groups have the general formula $-C(O)O-$, or $-OC(O)-$. These candidates can be evaluated using methods analogous to those described above.

[0212] v. Peptide-Based Cleaving Groups

[0213] In yet another embodiment, a cleavable linker comprises a peptide-based cleavable linking group. A peptide-based cleavable linking group is cleaved by enzymes such as peptidases and proteases in cells. Peptide-based cleavable linking groups are peptide bonds formed between amino acids to yield oligopeptides (e.g., dipeptides, tripeptides etc.) and polypeptides. Peptide-based cleavable groups do not include the amide group ($-C(O)NH-$). The amide group can be formed between any alkylene, alkenylene or alkynylene. A peptide bond is a special type of amide bond formed between amino acids to yield peptides and proteins. The peptide based cleavage group is generally limited to the peptide bond (i.e., the amide bond) formed between amino acids yielding peptides and proteins and does not include the entire amide functional group. Peptide-based cleavable linking groups have the general formula $-NHCHRAC(O)NHCHRBC(O)-$, where RA and RB are the R groups of the two adjacent amino acids. These candidates can be evaluated using methods analogous to those described above.

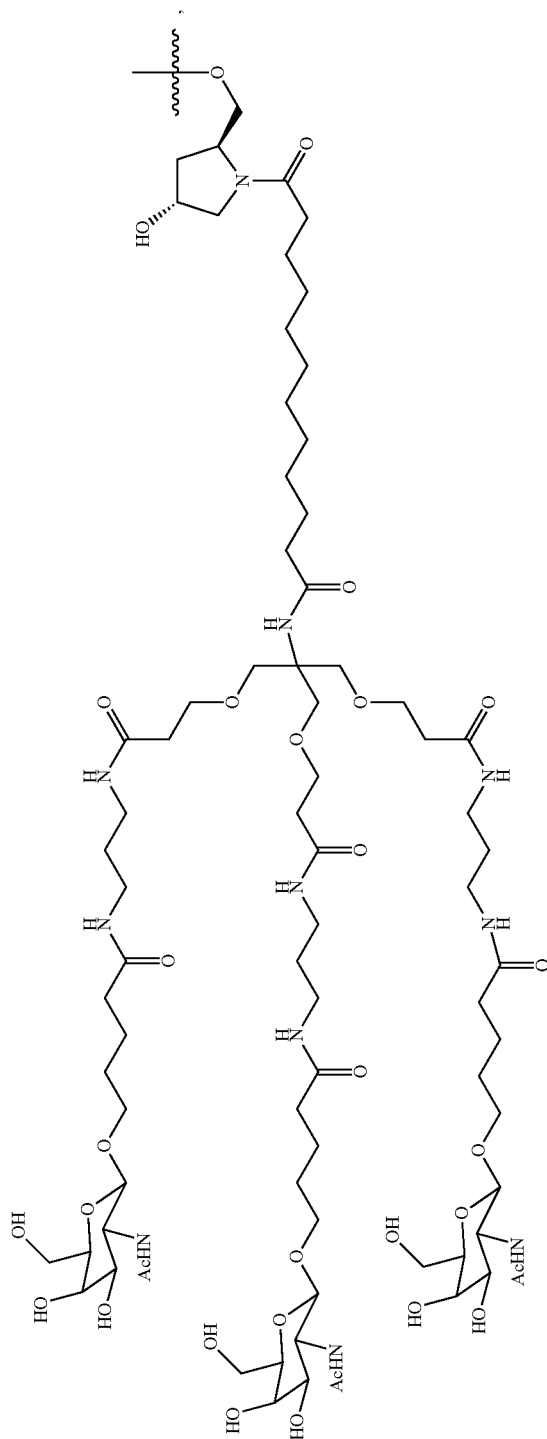
[0214] In one embodiment, an iRNA of the invention is conjugated to a carbohydrate through a linker. Non-limiting examples of iRNA carbohydrate conjugates with linkers of the compositions and methods of the invention include, but are not limited to,

(Formula XXIV)

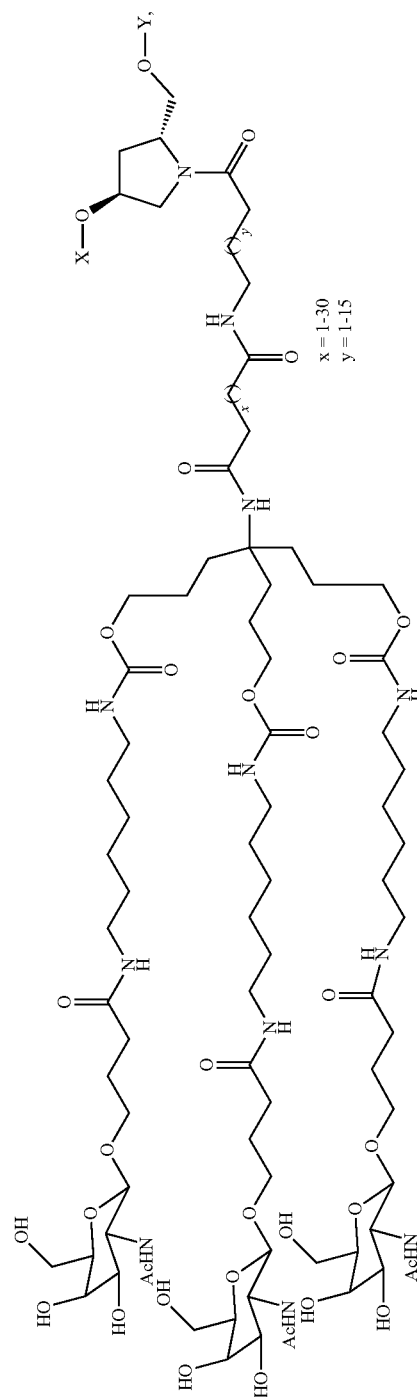


-continued

(Formula XXV)

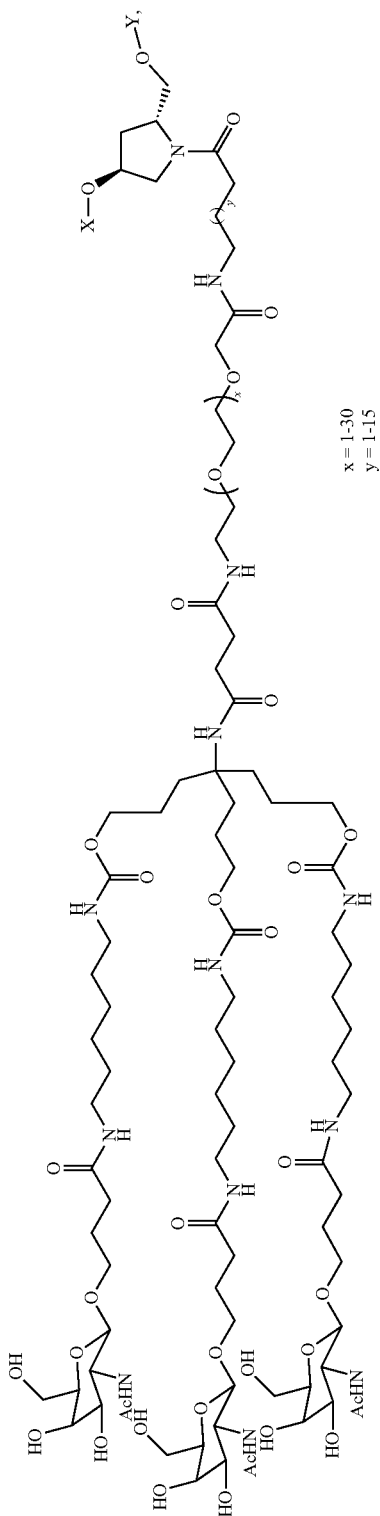


(Formula XXVI)



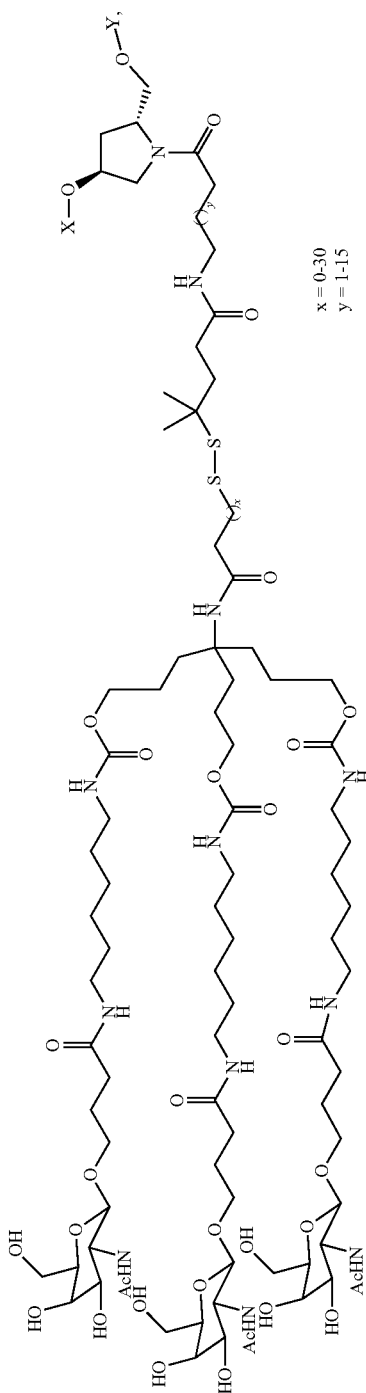
-continued

(Formula XXVII)



x = 1-30
y = 1-15

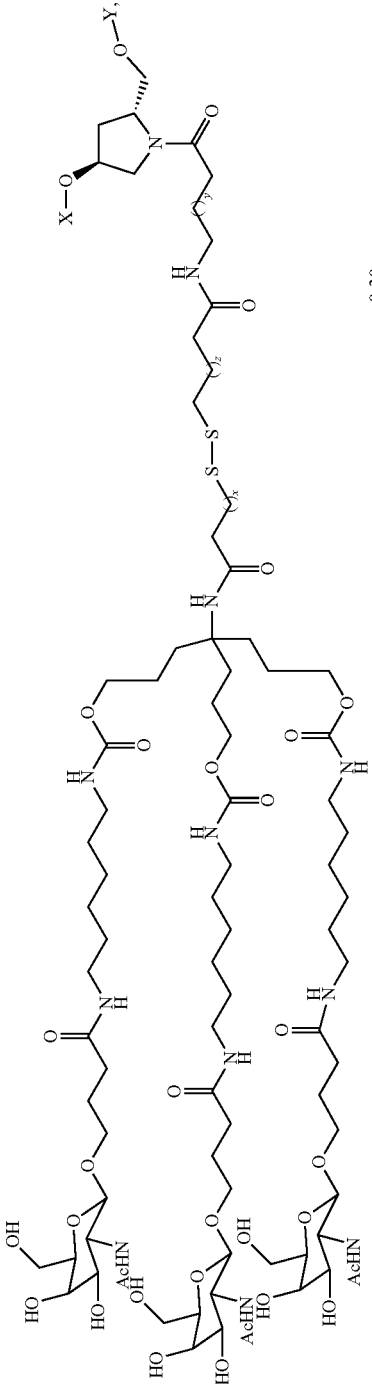
(Formula XXVIII)



x = 0-30
y = 1-15

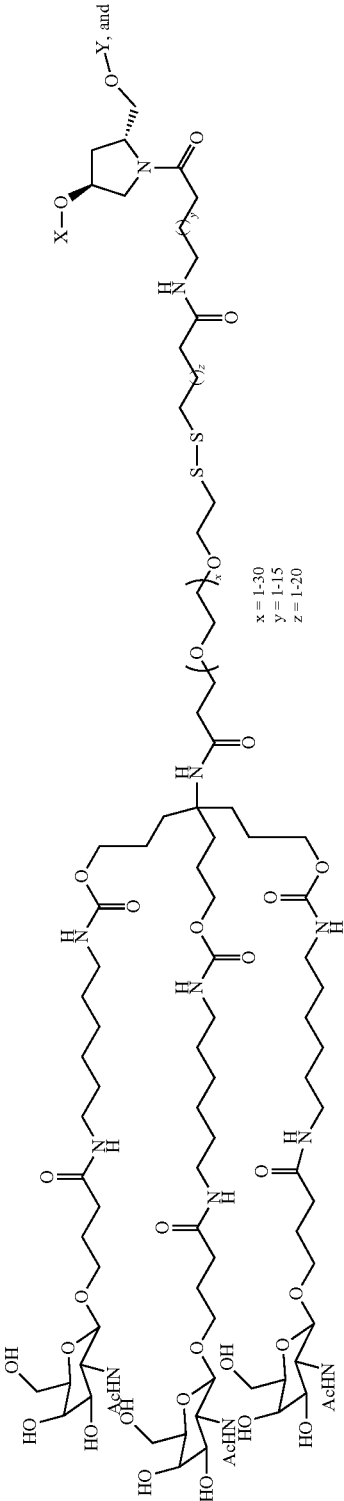
-continued

(Formula XXVIX)



x = 0-30
y = 1-15
z = 1-20

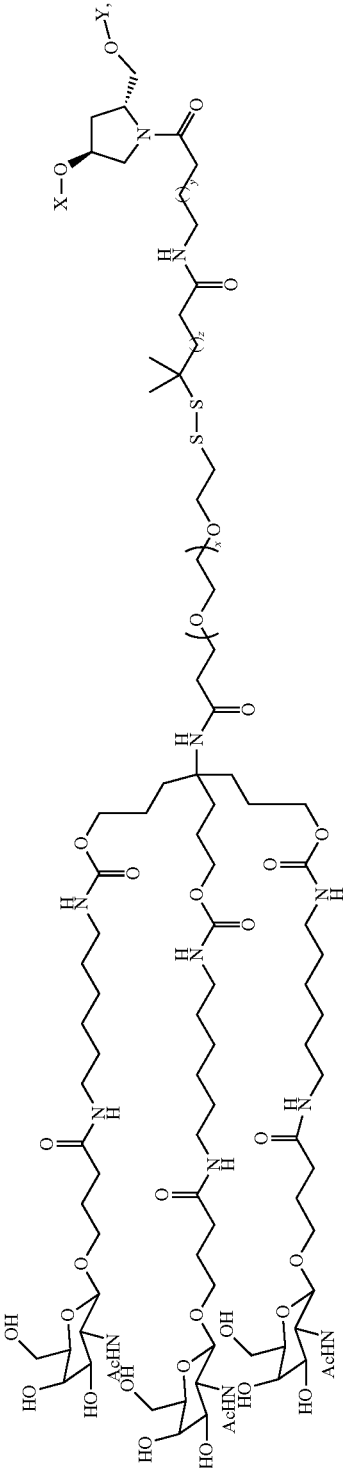
(Formula XXX)



x = 1-30
y = 1-15
z = 1-20

-continued

(Formula XXXI)

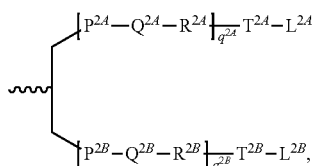


x = 1-30
y = 1-15
z = 1-20

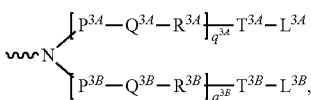
when one of X or Y is an oligonucleotide, the other is a hydrogen.

[0215] In certain embodiments of the compositions and methods of the invention, a ligand is one or more GalNAc (N-acetylgalactosamine) derivatives attached through a bivalent or trivalent branched linker.

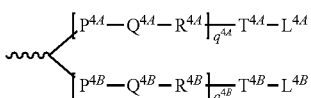
[0216] In one embodiment, a dsRNA of the invention is conjugated to a bivalent or trivalent branched linker selected from the group of structures shown in any of formula (XXXII)-(XXXV):



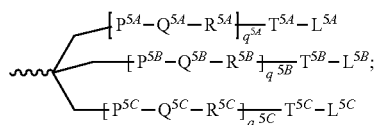
Formula XXXII



Formula XXXIII



Formula XXXIV



Formula XXXV

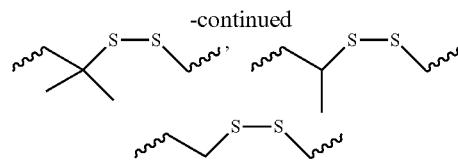
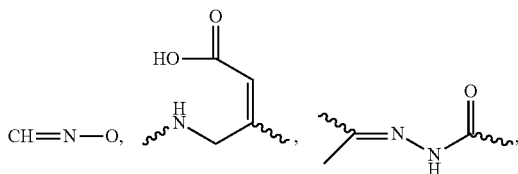
wherein:

q2A, q2B, q3A, q3B, q4A, q4B, q5A, q5B and q5C represent independently for each occurrence 0-20 and wherein the repeating unit can be the same or different;

p^{2A}, p^{2B}, p^{3A}, p^{3B}, p^{4A}, p^{4B}, p^{5A}, p^{5B}, p^{5C}, T^{2A}, T^{2B}, T^{3A}, T^{3B}, T^{4A}, T^{4B}, T^{4A}, T^{5B}, T^{5C} are each independently for each occurrence absent, CO, NH, O, S, OC(O), NHC(O), CH₂, CH₂NH or CH₂O;

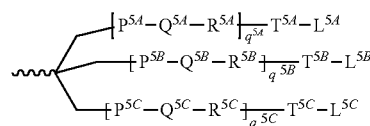
Q^{2A}, Q^{2B}, Q^{3A}, Q^{3B}, Q^{4A}, Q^{4B}, Q^{5A}, Q^{5B}, Q^{5C} are independently for each occurrence absent, alkylene, substituted alkylene wherein one or more methylenes can be interrupted or terminated by one or more of O, S, S(O), SO₂, N(R^N), C(R')=C(R''), CC or C(O);

R^{2A}, R^{2B}, R^{3A}, R^{3B}, R^{4A}, R^{4B}, R^{5A}, R^{5B}, R^{5C} are each independently for each occurrence absent, NH, O, S, CH₂, C(O)O, C(O)NH, NHCH(R^a)C(O), —C(O)—CH(R^a)—NH—, CO,



or heterocyclyl;

[0217] L^{2A}, L^{2B}, L^{3A}, L^{3B}, L^{4A}, L^{4B}, L^{5A}, L^{5B} and L^{5C} represent the ligand; i.e. each independently for each occurrence a monosaccharide (such as GalNAc), disaccharide, trisaccharide, tetrasaccharide, oligosaccharide, or polysaccharide; and R^a is H or amino acid side chain. Trivalent conjugating GalNAc derivatives are particularly useful for use with RNAi agents for inhibiting the expression of a target gene, such as those of formula (XXXVI):



Formula XXXVI

[0218] wherein L^{5A}, L^{5B} and L^{5C} represent a monosaccharide, such as GalNAc derivative.

[0219] Examples of suitable bivalent and trivalent branched linker groups conjugating GalNAc derivatives include, but are not limited to, the structures recited above as formulas II, VII, XI, X, and XIII

[0220] Representative U.S. patents that teach the preparation of RNA conjugates include, but are not limited to, U.S. Pat. Nos. 4,828,979; 4,948,882; 5,218,105; 5,525,465; 5,541,313; 5,545,730; 5,552,538; 5,578,717; 5,580,731; 5,591,584; 5,109,124; 5,118,802; 5,138,045; 5,414,077; 5,486,603; 5,512,439; 5,578,718; 5,608,046; 4,587,044; 4,605,735; 4,667,025; 4,762,779; 4,789,737; 4,824,941; 4,835,263; 4,876,335; 4,904,582; 4,958,013; 5,082,830; 5,112,963; 5,214,136; 5,082,830; 5,112,963; 5,214,136; 5,245,022; 5,254,469; 5,258,506; 5,262,536; 5,272,250; 5,292,873; 5,317,098; 5,371,241; 5,391,723; 5,416,203; 5,451,463; 5,510,475; 5,512,667; 5,514,785; 5,565,552; 5,567,810; 5,574,142; 5,585,481; 5,587,371; 5,595,726; 5,597,696; 5,599,923; 5,599,928 and 5,688,941; 6,294,664; 6,320,017; 6,576,752; 6,783,931; 6,900,297; 7,037,646; 8,106,022, the entire contents of each of which are hereby incorporated herein by reference.

[0221] It is not necessary for all positions in a given compound to be uniformly modified, and in fact more than one of the aforementioned modifications can be incorporated in a single compound or even at a single nucleoside within an iRNA. The present invention also includes iRNA compounds that are chimeric compounds.

[0222] "Chimeric" iRNA compounds or "chimeras," in the context of this invention, are iRNA compounds, preferably dsRNAs, which contain two or more chemically distinct regions, each made up of at least one monomer unit, i.e., a nucleotide in the case of a dsRNA compound. These iRNAs typically contain at least one region wherein the RNA is modified so as to confer upon the iRNA increased resistance to nuclease degradation, increased cellular uptake, and/or increased binding affinity for the target nucleic acid. An

additional region of the iRNA can serve as a substrate for enzymes capable of cleaving RNA:DNA or RNA:RNA hybrids. By way of example, RNase H is a cellular endonuclease which cleaves the RNA strand of an RNA:DNA duplex. Activation of RNase H, therefore, results in cleavage of the RNA target, thereby greatly enhancing the efficiency of iRNA inhibition of gene expression. Consequently, comparable results can often be obtained with shorter iRNAs when chimeric dsRNAs are used, compared to phosphorothioate deoxy dsRNAs hybridizing to the same target region. Cleavage of the RNA target can be routinely detected by gel electrophoresis and, if necessary, associated nucleic acid hybridization techniques known in the art.

[0223] In certain instances, the RNA of an iRNA can be modified by a non-ligand group. A number of non-ligand molecules have been conjugated to iRNAs in order to enhance the activity, cellular distribution or cellular uptake of the iRNA, and procedures for performing such conjugations are available in the scientific literature. Such non-ligand moieties have included lipid moieties, such as cholesterol (Kubo, T. et al., *Biochem. Biophys. Res. Comm.*, 2007, 365(1):54-61; Letsinger et al., *Proc. Natl. Acad. Sci. USA*, 1989, 86:6553), cholic acid (Manoharan et al., *Bioorg. Med. Chem. Lett.*, 1994, 4:1053), a thioether, e.g., hexyl-S-tritylthiol (Manoharan et al., *Ann. N.Y. Acad. Sci.*, 1992, 660:306; Manoharan et al., *Bioorg. Med. Chem. Lett.*, 1993, 3:2765), a thiocholesterol (Oberhauser et al., *Nucl. Acids Res.*, 1992, 20:533), an aliphatic chain, e.g., dodecandiol or undecyl residues (Saison-Behmoaras et al., *EMBO J.*, 1991, 10:111; Kabanov et al., *FEBS Lett.*, 1990, 259:327; Svinarchuk et al., *Biochimie*, 1993, 75:49), a phospholipid, e.g., di-hexadecyl-rac-glycerol or triethylammonium 1,2-di-O-hexadecyl-rac-glycero-3-H-phosphonate (Manoharan et al., *Tetrahedron Lett.*, 1995, 36:3651; Shea et al., *Nucl. Acids Res.*, 1990, 18:3777), a polyamine or a polyethylene glycol chain (Manoharan et al., *Nucleosides & Nucleotides*, 1995, 14:969), or adamantane acetic acid (Manoharan et al., *Tetrahedron Lett.*, 1995, 36:3651), a palmityl moiety (Mishra et al., *Biochim. Biophys. Acta*, 1995, 1264:229), or an octadecylamine or hexylamino-carbonyl-oxysterol moiety (Croke et al., *J. Pharmacol. Exp. Ther.*, 1996, 277:923). Representative United States patents that teach the preparation of such RNA conjugates have been listed above. Typical conjugation protocols involve the synthesis of an RNAs bearing an aminolinker at one or more positions of the sequence. The amino group is then reacted with the molecule being conjugated using appropriate coupling or activating reagents. The conjugation reaction can be performed either with the RNA still bound to the solid support or following cleavage of the RNA, in solution phase. Purification of the RNA conjugate by HPLC typically affords the pure conjugate.

IV. Delivery of an iRNA of the Invention

[0224] The delivery of an iRNA of the invention to a cell e.g., a cell within a subject, such as a human subject (e.g., a subject in need thereof, such as a subject having a disorder of lipid metabolism) can be achieved in a number of different ways. For example, delivery may be performed by contacting a cell with an iRNA of the invention either in vitro or in vivo. In vivo delivery may also be performed directly by administering a composition comprising an iRNA, e.g., a dsRNA, to a subject. Alternatively, in vivo delivery may be performed indirectly by administering one

or more vectors that encode and direct the expression of the iRNA. These alternatives are discussed further below.

[0225] In general, any method of delivering a nucleic acid molecule (in vitro or in vivo) can be adapted for use with an iRNA of the invention (see e.g., Akhtar S. and Julian R L., (1992) *Trends Cell. Biol.* 2(5):139-144 and WO94/02595, which are incorporated herein by reference in their entireties). For in vivo delivery, factors to consider in order to deliver an iRNA molecule include, for example, biological stability of the delivered molecule, prevention of non-specific effects, and accumulation of the delivered molecule in the target tissue. The non-specific effects of an iRNA can be minimized by local administration, for example, by direct injection or implantation into a tissue or topically administering the preparation. Local administration to a treatment site maximizes local concentration of the agent, limits the exposure of the agent to systemic tissues that can otherwise be harmed by the agent or that can degrade the agent, and permits a lower total dose of the iRNA molecule to be administered. Several studies have shown successful knockdown of gene products when an iRNA is administered locally. For example, intraocular delivery of a VEGF dsRNA by intravitreal injection in cynomolgus monkeys (Tolentino, M J. et al., (2004) *Retina* 24:132-138) and subretinal injections in mice (Reich, S J. et al. (2003) *Mol. Vis.* 9:210-216) were both shown to prevent neovascularization in an experimental model of age-related macular degeneration. In addition, direct intratumoral injection of a dsRNA in mice reduces tumor volume (Pille, J. et al. (2005) *Mol. Ther.* 11:267-274) and can prolong survival of tumor-bearing mice (Kim, W J. et al., (2006) *Mol. Ther.* 14:343-350; Li, S. et al., (2007) *Mol. Ther.* 15:515-523). RNA interference has also shown success with local delivery to the CNS by direct injection (Dorn, G. et al., (2004) *Nucleic Acids* 32:e49; Tan, P H. et al. (2005) *Gene Ther.* 12:59-66; Makimura, H. et al (2002) *BMC Neurosci.* 3:18; Shishkina, G T., et al. (2004) *Neuroscience* 129:521-528; Thakker, E R., et al. (2004) *Proc. Natl. Acad. Sci. U.S.A.* 101:17270-17275; Akaneya, Y., et al. (2005) *J. Neurophysiol.* 93:594-602) and to the lungs by intranasal administration (Howard, K A. et al., (2006) *Mol. Ther.* 14:476-484; Zhang, X. et al., (2004) *J. Biol. Chem.* 279:10677-10684; Bitko, V. et al., (2005) *Nat. Med.* 11:50-55). For administering an iRNA systemically for the treatment of a disease, the RNA can be modified or alternatively delivered using a drug delivery system; both methods act to prevent the rapid degradation of the dsRNA by endo- and exo-nucleases in vivo. Modification of the RNA or the pharmaceutical carrier can also permit targeting of the iRNA composition to the target tissue and avoid undesirable off-target effects. iRNA molecules can be modified by chemical conjugation to lipophilic groups such as cholesterol to enhance cellular uptake and prevent degradation. For example, an iRNA directed against ApoB conjugated to a lipophilic cholesterol moiety was injected systemically into mice and resulted in knockdown of apoB mRNA in both the liver and jejunum (Soutschek, J. et al., (2004) *Nature* 432:173-178). Conjugation of an iRNA to an aptamer has been shown to inhibit tumor growth and mediate tumor regression in a mouse model of prostate cancer (McNamara, J O. et al., (2006) *Nat. Biotechnol.* 24:1005-1015). In an alternative embodiment, the iRNA can be delivered using drug delivery systems such as a nanoparticle, a dendrimer, a polymer, liposomes, or a cationic delivery system. Positively charged cationic delivery sys-

tems facilitate binding of an iRNA molecule (negatively charged) and also enhance interactions at the negatively charged cell membrane to permit efficient uptake of an iRNA by the cell. Cationic lipids, dendrimers, or polymers can either be bound to an iRNA, or induced to form a vesicle or micelle (see e.g., Kim SH. et al., (2008) *Journal of Controlled Release* 129(2):107-116) that encases an iRNA. The formation of vesicles or micelles further prevents degradation of the iRNA when administered systemically. Methods for making and administering cationic-iRNA complexes are well within the abilities of one skilled in the art (see e.g., Sorensen, D R., et al. (2003) *J. Mol. Biol* 327: 761-766; Verma, U N. et al., (2003) *Clin. Cancer Res.* 9:1291-1300; Arnold, A S et al., (2007) *J. Hypertens.* 25:197-205, which are incorporated herein by reference in their entirety). Some non-limiting examples of drug delivery systems useful for systemic delivery of iRNAs include DOTAP (Sorensen, D R., et al (2003), supra; Verma, U N. et al., (2003), supra), Oligofectamine, "solid nucleic acid lipid particles" (Zimmermann, T S. et al., (2006) *Nature* 441:111-114), cardiolipin (Chien, P Y. et al., (2005) *Cancer Gene Ther.* 12:321-328; Pal, A. et al., (2005) *Int J. Oncol.* 26:1087-1091), polyethyleneimine (Bonnet M E. et al., (2008) *Pharm. Res.* August 16 Epub ahead of print; Aigner, A. (2006) *J. Biomed. Biotechnol.* 71659), Arg-Gly-Asp (RGD) peptides (Liu, S. (2006) *Mol. Pharm.* 3:472-487), and polyamidoamines (Tomalia, D.A. et al., (2007) *Biochem. Soc. Trans.* 35:61-67; Yoo, H. et al., (1999) *Pharm. Res.* 16:1799-1804). In some embodiments, an iRNA forms a complex with cyclodextrin for systemic administration. Methods for administration and pharmaceutical compositions of iRNAs and cyclodextrins can be found in U.S. Pat. No. 7,427,605, which is herein incorporated by reference in its entirety.

[0226] A. Vector Encoded iRNAs of the Invention

[0227] iRNA targeting the ANGPTL3 gene can be expressed from transcription units inserted into DNA or RNA vectors (see, e.g., Couture, A. et al., *TIG.* (1996), 12:5-10; Skillern, A., et al., International PCT Publication No. WO 00/22113, Conrad, International PCT Publication No. WO 00/22114, and Conrad, U.S. Pat. No. 6,054,299). Expression can be transient (on the order of hours to weeks) or sustained (weeks to months or longer), depending upon the specific construct used and the target tissue or cell type. These transgenes can be introduced as a linear construct, a circular plasmid, or a viral vector, which can be an integrating or non-integrating vector. The transgene can also be constructed to permit it to be inherited as an extrachromosomal plasmid (Gassmann, et al., (1995) *Proc. Natl. Acad. Sci. USA* 92:1292).

[0228] The individual strand or strands of an iRNA can be transcribed from a promoter on an expression vector. Where two separate strands are to be expressed to generate, for example, a dsRNA, two separate expression vectors can be co-introduced (e.g., by transfection or infection) into a target cell. Alternatively each individual strand of a dsRNA can be transcribed by promoters both of which are located on the same expression plasmid. In one embodiment, a dsRNA is expressed as inverted repeat polynucleotides joined by a linker polynucleotide sequence such that the dsRNA has a stem and loop structure.

[0229] iRNA expression vectors are generally DNA plasmids or viral vectors. Expression vectors compatible with eukaryotic cells, preferably those compatible with vertebrate

cells, can be used to produce recombinant constructs for the expression of an iRNA as described herein. Eukaryotic cell expression vectors are well known in the art and are available from a number of commercial sources. Typically, such vectors are provided containing convenient restriction sites for insertion of the desired nucleic acid segment. Delivery of iRNA expressing vectors can be systemic, such as by intravenous or intramuscular administration, by administration to target cells ex-planted from the patient followed by reintroduction into the patient, or by any other means that allows for introduction into a desired target cell.

[0230] Viral vector systems which can be utilized with the methods and compositions described herein include, but are not limited to, (a) adenovirus vectors; (b) retrovirus vectors, including but not limited to lentiviral vectors, moloney murine leukemia virus, etc.; (c) adeno-associated virus vectors; (d) herpes simplex virus vectors; (e) SV 40 vectors; (f) polyoma virus vectors; (g) papilloma virus vectors; (h) picornavirus vectors; (i) pox virus vectors such as an orthopox, e.g., vaccinia virus vectors or avipox, e.g. canary pox or fowl pox; and (j) a helper-dependent or gutless adenovirus. Replication-defective viruses can also be advantageous. Different vectors will or will not become incorporated into the cells' genome. The constructs can include viral sequences for transfection, if desired. Alternatively, the construct can be incorporated into vectors capable of episomal replication, e.g. EPV and EBV vectors. Constructs for the recombinant expression of an iRNA will generally require regulatory elements, e.g., promoters, enhancers, etc., to ensure the expression of the iRNA in target cells. Other aspects to consider for vectors and constructs are known in the art.

V. Pharmaceutical Compositions of the Invention

[0231] The present invention also includes pharmaceutical compositions and formulations which include the iRNAs of the invention. In one embodiment, provided herein are pharmaceutical compositions containing an iRNA, as described herein, and a pharmaceutically acceptable carrier. The pharmaceutical compositions containing the iRNA are useful for treating a disease or disorder associated with the expression or activity of an ANGPTL3 gene, e.g., a disorder of lipid metabolism, e.g., an inherited disorder, such as such familial hypertriglyceridemia, familial partial lipodystrophy type 1 (FPLD1), or an induced or acquired disorder, such as a disorder induced or acquired as a result of a disease, disorder or condition (e.g., renal failure), a diet, or intake of certain drugs (e.g., as a result of highly active antiretroviral therapy (HAART) used for treating, e.g., AIDS or HIV).

[0232] Such pharmaceutical compositions are formulated based on the mode of delivery. One example is compositions that are formulated for systemic administration via parenteral delivery, e.g., by intravenous (IV) or for subcutaneous delivery. Another example is compositions that are formulated for direct delivery into the liver, e.g., by infusion into the liver, such as by continuous pump infusion.

[0233] The pharmaceutical compositions of the invention may be administered in dosages sufficient to inhibit expression of an ANGPTL3 gene. In general, a suitable dose of an iRNA of the invention will be in the range of about 0.001 to about 200.0 milligrams per kilogram body weight of the recipient per day, generally in the range of about 1 to 50 mg per kilogram body weight per day. Typically, a suitable dose

of an iRNA of the invention will be in the range of about 0.1 mg/kg to about 5.0 mg/kg, preferably about 0.3 mg/kg and about 3.0 mg/kg.

[0234] A repeat-dose regimen may include administration of a therapeutic amount of iRNA on a regular basis, such as every other day to once a year. In certain embodiments, the iRNA is administered about once per month to about once per quarter (i.e., about once every three months).

[0235] After an initial treatment regimen, the treatments can be administered on a less frequent basis.

[0236] The skilled artisan will appreciate that certain factors can influence the dosage and timing required to effectively treat a subject, including but not limited to the severity of the disease or disorder, previous treatments, the general health and/or age of the subject, and other diseases present. Moreover, treatment of a subject with a therapeutically effective amount of a composition can include a single treatment or a series of treatments. Estimates of effective dosages and in vivo half-lives for the individual iRNAs encompassed by the invention can be made using conventional methodologies or on the basis of in vivo testing using an appropriate animal model, as described elsewhere herein.

[0237] Advances in mouse genetics have generated a number of mouse models for the study of various human diseases, such as disorders of lipid metabolism that would benefit from reduction in the expression of ANGPTL3. Such models can be used for in vivo testing of iRNA, as well as for determining a therapeutically effective dose. Suitable mouse models are known in the art and include, for example, an obese (ob/ob) mouse containing a mutation in the obese (ob) gene (Wiegman et al., (2003) *Diabetes*, 52:1081-1089); a mouse containing homozygous knock-out of an LDL receptor (LDLR $-/-$ mouse; Ishibashi et al., (1993) *J Clin Invest* 92(2):883-893); diet-induced arteriosclerosis mouse model (Ishida et al., (1991) *J. Lipid. Res.*, 32:559-568); and heterozygous lipoprotein lipase knockout mouse model (Weistock et al., (1995) *J. Clin. Invest.* 96(6):2555-2568).

[0238] The pharmaceutical compositions of the present invention can be administered in a number of ways depending upon whether local or systemic treatment is desired and upon the area to be treated. Administration can be topical (e.g., by a transdermal patch), pulmonary, e.g., by inhalation or insufflation of powders or aerosols, including by nebulizer; intratracheal, intranasal, epidermal and transdermal, oral or parenteral. Parenteral administration includes intravenous, intraarterial, subcutaneous, intraperitoneal or intramuscular injection or infusion; subdermal, e.g., via an implanted device; or intracranial, e.g., by intraparenchymal, intrathecal or intraventricular, administration.

[0239] The iRNA can be delivered in a manner to target a particular tissue, such as the liver (e.g., the hepatocytes of the liver).

[0240] Pharmaceutical compositions and formulations for topical administration can include transdermal patches, ointments, lotions, creams, gels, drops, suppositories, sprays, liquids and powders. Conventional pharmaceutical carriers, aqueous, powder or oily bases, thickeners and the like can be necessary or desirable. Coated condoms, gloves and the like can also be useful. Suitable topical formulations include those in which the iRNAs featured in the invention are in admixture with a topical delivery agent such as lipids, liposomes, fatty acids, fatty acid esters, steroids, chelating agents and surfactants. Suitable lipids and liposomes include

neutral (e.g., dioleoylphosphatidyl DOPE ethanolamine, dimyristoylphosphatidyl choline DMPC, distearoylphosphatidyl choline) negative (e.g., dimyristoylphosphatidyl glycerol DMPG) and cationic (e.g., dioleoyltetramethylaminopropyl DOTAP and dioleoylphosphatidyl ethanolamine DOTMA). iRNAs featured in the invention can be encapsulated within liposomes or can form complexes thereto, in particular to cationic liposomes. Alternatively, iRNAs can be complexed to lipids, in particular to cationic lipids. Suitable fatty acids and esters include but are not limited to arachidonic acid, oleic acid, eicosanoic acid, lauric acid, caprylic acid, capric acid, myristic acid, palmitic acid, stearic acid, linoleic acid, linolenic acid, dicaprate, tricaprate, monoolein, dilaurin, glyceryl 1-monocaprate, 1-dodecylazacycloheptan-2-one, an acylcarnitine, an acylcholine, or a C₁₋₂₀ alkyl ester (e.g., isopropylmyristate IPM), monoglyceride, diglyceride or pharmaceutically acceptable salt thereof. Topical formulations are described in detail in U.S. Pat. No. 6,747,014, which is incorporated herein by reference.

[0241] Compositions and formulations for oral administration include powders or granules, microparticulates, nanoparticulates, suspensions or solutions in water or non-aqueous media, capsules, gel capsules, sachets, tablets or minitabets. Thickeners, flavoring agents, diluents, emulsifiers, dispersing aids or binders can be desirable. In some embodiments, oral formulations are those in which dsRNAs featured in the invention are administered in conjunction with one or more penetration enhancer surfactants and chelators. Suitable surfactants include fatty acids and/or esters or salts thereof, bile acids and/or salts thereof. Suitable bile acids/salts include chenodeoxycholic acid (CDCA) and ursodeoxychenodeoxycholic acid (UDCA), cholic acid, dehydrocholic acid, deoxycholic acid, glucolic acid, glycholic acid, glycodeoxycholic acid, taurocholic acid, taurodeoxycholic acid, sodium tauro-24,25-dihydro-fusidate and sodium glycodihydrofusidate. Suitable fatty acids include arachidonic acid, undecanoic acid, oleic acid, lauric acid, caprylic acid, capric acid, myristic acid, palmitic acid, stearic acid, linoleic acid, linolenic acid, dicaprate, tricaprate, monoolein, dilaurin, glyceryl 1-monocaprate, 1-dodecylazacycloheptan-2-one, an acylcarnitine, an acylcholine, or a monoglyceride, a diglyceride or a pharmaceutically acceptable salt thereof (e.g., sodium). In some embodiments, combinations of penetration enhancers are used, for example, fatty acids/salts in combination with bile acids/salts. One exemplary combination is the sodium salt of lauric acid, capric acid and UDCA. Further penetration enhancers include polyoxyethylene-9-lauryl ether, polyoxyethylene-20-cetyl ether. DsRNAs featured in the invention can be delivered orally, in granular form including sprayed dried particles, or complexed to form micro or nanoparticles. DsRNA complexing agents include poly-amino acids; polyimines; polyacrylates; polyalkylacrylates, polyoxethanes, polyalkylcyanoacrylates; cationized gelatins, albumins, starches, acrylates, polyethyleneglycols (PEG) and starches; polyalkylcyanoacrylates; DEAE-derivatized polyimines, pollulans, celluloses and starches. Suitable complexing agents include chitosan, N-trimethylchitosan, poly-L-lysine, polyhistidine, polyornithine, polyspermines, prothamine, polyvinylpyridine, polythiodiethylaminomethyl ethylene P(TDAE), polyaminostyrene (e.g., p-amino), poly(methylcyanoacrylate), poly(ethylcyanoacrylate), poly(butylcyanoacrylate), poly(isobutylcyanoacrylate), poly(isohexylcyanoacrylate), DEAE-methacrylate, DEAE-hexylacrylate,

DEAE-acrylamide, DEAE-albumin and DEAE-dextran, polymethylacrylate, polyhexylacrylate, poly(D,L-lactic acid), poly(DL-lactic-co-glycolic acid (PLGA), alginate, and polyethyleneglycol (PEG). Oral formulations for dsRNAs and their preparation are described in detail in U.S. Pat. No. 6,887,906, US Publ. No. 20030027780, and U.S. Pat. No. 6,747,014, each of which is incorporated herein by reference.

[0242] Compositions and formulations for parenteral, intraparenchymal (into the brain), intrathecal, intraventricular or intrahepatic administration can include sterile aqueous solutions which can also contain buffers, diluents and other suitable additives such as, but not limited to, penetration enhancers, carrier compounds and other pharmaceutically acceptable carriers or excipients.

[0243] Pharmaceutical compositions of the present invention include, but are not limited to, solutions, emulsions, and liposome-containing formulations. These compositions can be generated from a variety of components that include, but are not limited to, preformed liquids, self-emulsifying solids and self-emulsifying semisolids. Particularly preferred are formulations that target the liver when treating hepatic disorders such as hepatic carcinoma.

[0244] The pharmaceutical formulations of the present invention, which can conveniently be presented in unit dosage form, can be prepared according to conventional techniques well known in the pharmaceutical industry. Such techniques include the step of bringing into association the active ingredients with the pharmaceutical carrier(s) or excipient(s). In general, the formulations are prepared by uniformly and intimately bringing into association the active ingredients with liquid carriers or finely divided solid carriers or both, and then, if necessary, shaping the product.

[0245] The compositions of the present invention can be formulated into any of many possible dosage forms such as, but not limited to, tablets, capsules, gel capsules, liquid syrups, soft gels, suppositories, and enemas. The compositions of the present invention can also be formulated as suspensions in aqueous, non-aqueous or mixed media. Aqueous suspensions can further contain substances which increase the viscosity of the suspension including, for example, sodium carboxymethylcellulose, sorbitol and/or dextran. The suspension can also contain stabilizers.

[0246] A. Additional Formulations

[0247] i. Emulsions

[0248] The compositions of the present invention can be prepared and formulated as emulsions. Emulsions are typically heterogeneous systems of one liquid dispersed in another in the form of droplets usually exceeding 0.1 μm in diameter (see e.g., Ansel's *Pharmaceutical Dosage Forms and Drug Delivery Systems*, Allen, L V., Popovich N G., and Ansel H C., 2004, Lippincott Williams & Wilkins (8th ed.), New York, N.Y.; Idson, in *Pharmaceutical Dosage Forms*, Lieberman, Rieger and Banker (Eds.), 1988, Marcel Dekker, Inc., New York, N.Y., volume 1, p. 199; Rosoff, in *Pharmaceutical Dosage Forms*, Lieberman, Rieger and Banker (Eds.), 1988, Marcel Dekker, Inc., New York, N.Y., Volume 1, p. 245; Block in *Pharmaceutical Dosage Forms*, Lieberman, Rieger and Banker (Eds.), 1988, Marcel Dekker, Inc., New York, N.Y., volume 2, p. 335; Higuchi et al., in *Remington's Pharmaceutical Sciences*, Mack Publishing Co., Easton, Pa., 1985, p. 301). Emulsions are often biphasic systems comprising two immiscible liquid phases intimately mixed and dispersed with each other. In general, emulsions

can be of either the water-in-oil (w/o) or the oil-in-water (o/w) variety. When an aqueous phase is finely divided into and dispersed as minute droplets into a bulk oily phase, the resulting composition is called a water-in-oil (w/o) emulsion. Alternatively, when an oily phase is finely divided into and dispersed as minute droplets into a bulk aqueous phase, the resulting composition is called an oil-in-water (o/w) emulsion. Emulsions can contain additional components in addition to the dispersed phases, and the active drug which can be present as a solution in either aqueous phase, oily phase or itself as a separate phase. Pharmaceutical excipients such as emulsifiers, stabilizers, dyes, and anti-oxidants can also be present in emulsions as needed. Pharmaceutical emulsions can also be multiple emulsions that are comprised of more than two phases such as, for example, in the case of oil-in-water-in-oil (o/w/o) and water-in-oil-in-water (w/o/w) emulsions. Such complex formulations often provide certain advantages that simple binary emulsions do not. Multiple emulsions in which individual oil droplets of an o/w emulsion enclose small water droplets constitute a w/o/w emulsion. Likewise a system of oil droplets enclosed in globules of water stabilized in an oily continuous phase provides an o/w/o emulsion.

[0249] Emulsions are characterized by little or no thermodynamic stability. Often, the dispersed or discontinuous phase of the emulsion is well dispersed into the external or continuous phase and maintained in this form through the means of emulsifiers or the viscosity of the formulation. Either of the phases of the emulsion can be a semisolid or a solid, as is the case of emulsion-style ointment bases and creams. Other means of stabilizing emulsions entail the use of emulsifiers that can be incorporated into either phase of the emulsion. Emulsifiers can broadly be classified into four categories: synthetic surfactants, naturally occurring emulsifiers, absorption bases, and finely dispersed solids (see e.g., Ansel's *Pharmaceutical Dosage Forms and Drug Delivery Systems*, Allen, L V., Popovich N G., and Ansel H C., 2004, Lippincott Williams & Wilkins (8th ed.), New York, N.Y.; Idson, in *Pharmaceutical Dosage Forms*, Lieberman, Rieger and Banker (Eds.), 1988, Marcel Dekker, Inc., New York, N.Y., volume 1, p. 199).

[0250] Synthetic surfactants, also known as surface active agents, have found wide applicability in the formulation of emulsions and have been reviewed in the literature (see e.g., Ansel's *Pharmaceutical Dosage Forms and Drug Delivery Systems*, Allen, L V., Popovich N G., and Ansel H C., 2004, Lippincott Williams & Wilkins (8th ed.), New York, N.Y.; Rieger, in *Pharmaceutical Dosage Forms*, Lieberman, Rieger and Banker (Eds.), 1988, Marcel Dekker, Inc., New York, N.Y., volume 1, p. 285; Idson, in *Pharmaceutical Dosage Forms*, Lieberman, Rieger and Banker (Eds.), Marcel Dekker, Inc., New York, N.Y., 1988, volume 1, p. 199). Surfactants are typically amphiphilic and comprise a hydrophilic and a hydrophobic portion. The ratio of the hydrophilic to the hydrophobic nature of the surfactant has been termed the hydrophile/lipophile balance (HLB) and is a valuable tool in categorizing and selecting surfactants in the preparation of formulations. Surfactants can be classified into different classes based on the nature of the hydrophilic group: nonionic, anionic, cationic and amphoteric (see e.g., Ansel's *Pharmaceutical Dosage Forms and Drug Delivery Systems*, Allen, L V., Popovich N G., and Ansel H C., 2004, Lippincott Williams & Wilkins (8th ed.), New York, N.Y.; Rieger, in *Pharmaceutical Dosage Forms*, Lieberman,

Rieger and Banker (Eds.), 1988, Marcel Dekker, Inc., New York, N.Y., volume 1, p. 285).

[0251] Naturally occurring emulsifiers used in emulsion formulations include lanolin, beeswax, phosphatides, lecithin and acacia. Absorption bases possess hydrophilic properties such that they can soak up water to form w/o emulsions yet retain their semisolid consistencies, such as anhydrous lanolin and hydrophilic petrolatum. Finely divided solids have also been used as good emulsifiers especially in combination with surfactants and in viscous preparations. These include polar inorganic solids, such as heavy metal hydroxides, nonswelling clays such as bentonite, attapulgite, hectorite, kaolin, montmorillonite, colloidal aluminum silicate and colloidal magnesium aluminum silicate, pigments and nonpolar solids such as carbon or glyceryl tristearate.

[0252] A large variety of non-emulsifying materials are also included in emulsion formulations and contribute to the properties of emulsions. These include fats, oils, waxes, fatty acids, fatty alcohols, fatty esters, humectants, hydrophilic colloids, preservatives and antioxidants (Block, in *Pharmaceutical Dosage Forms*, Lieberman, Rieger and Banker (Eds.), 1988, Marcel Dekker, Inc., New York, N.Y., volume 1, p. 335; Idson, in *Pharmaceutical Dosage Forms*, Lieberman, Rieger and Banker (Eds.), 1988, Marcel Dekker, Inc., New York, N.Y., volume 1, p. 199).

[0253] Hydrophilic colloids or hydrocolloids include naturally occurring gums and synthetic polymers such as polysaccharides (for example, acacia, agar, alginic acid, carrageenan, guar gum, karaya gum, and tragacanth), cellulose derivatives (for example, carboxymethylcellulose and carboxypropylcellulose), and synthetic polymers (for example, carbomers, cellulose ethers, and carboxyvinyl polymers). These disperse or swell in water to form colloidal solutions that stabilize emulsions by forming strong interfacial films around the dispersed-phase droplets and by increasing the viscosity of the external phase.

[0254] Since emulsions often contain a number of ingredients such as carbohydrates, proteins, sterols and phosphatides that can readily support the growth of microbes, these formulations often incorporate preservatives. Commonly used preservatives included in emulsion formulations include methyl paraben, propyl paraben, quaternary ammonium salts, benzalkonium chloride, esters of p-hydroxybenzoic acid, and boric acid. Antioxidants are also commonly added to emulsion formulations to prevent deterioration of the formulation. Antioxidants used can be free radical scavengers such as tocopherols, alkyl gallates, butylated hydroxyanisole, butylated hydroxytoluene, or reducing agents such as ascorbic acid and sodium metabisulfite, and antioxidant synergists such as citric acid, tartaric acid, and lecithin.

[0255] The application of emulsion formulations via dermatological, oral and parenteral routes and methods for their manufacture have been reviewed in the literature (see e.g., Ansel's *Pharmaceutical Dosage Forms and Drug Delivery Systems*, Allen, L V., Popovich N G., and Ansel H C., 2004, Lippincott Williams & Wilkins (8th ed.), New York, N.Y.; Idson, in *Pharmaceutical Dosage Forms*, Lieberman, Rieger and Banker (Eds.), 1988, Marcel Dekker, Inc., New York, N.Y., volume 1, p. 199). Emulsion formulations for oral delivery have been very widely used because of ease of formulation, as well as efficacy from an absorption and bioavailability standpoint (see e.g., Ansel's *Pharmaceutical*

Dosage Forms and Drug Delivery Systems, Allen, L V., Popovich N G., and Ansel H C., 2004, Lippincott Williams & Wilkins (8th ed.), New York, N.Y.; Rosoff, in *Pharmaceutical Dosage Forms*, Lieberman, Rieger and Banker (Eds.), 1988, Marcel Dekker, Inc., New York, N.Y., volume 1, p. 245; Idson, in *Pharmaceutical Dosage Forms*, Lieberman, Rieger and Banker (Eds.), 1988, Marcel Dekker, Inc., New York, N.Y., volume 1, p. 199). Mineral-oil base laxatives, oil-soluble vitamins and high fat nutritive preparations are among the materials that have commonly been administered orally as o/w emulsions.

[0256] ii. Microemulsions

[0257] In one embodiment of the present invention, the compositions of iRNAs and nucleic acids are formulated as microemulsions. A microemulsion can be defined as a system of water, oil and amphiphile which is a single optically isotropic and thermodynamically stable liquid solution (see e.g., Ansel's *Pharmaceutical Dosage Forms and Drug Delivery Systems*, Allen, L V., Popovich N G., and Ansel H C., 2004, Lippincott Williams & Wilkins (8th ed.), New York, N.Y.; Rosoff, in *Pharmaceutical Dosage Forms*, Lieberman, Rieger and Banker (Eds.), 1988, Marcel Dekker, Inc., New York, N.Y., volume 1, p. 245). Typically microemulsions are systems that are prepared by first dispersing an oil in an aqueous surfactant solution and then adding a sufficient amount of a fourth component, generally an intermediate chain-length alcohol to form a transparent system. Therefore, microemulsions have also been described as thermodynamically stable, isotropically clear dispersions of two immiscible liquids that are stabilized by interfacial films of surface-active molecules (Leung and Shah, in: *Controlled Release of Drugs: Polymers and Aggregate Systems*, Rosoff, M., Ed., 1989, VCH Publishers, New York, pages 185-215). Microemulsions commonly are prepared via a combination of three to five components that include oil, water, surfactant, cosurfactant and electrolyte. Whether the microemulsion is of the water-in-oil (w/o) or an oil-in-water (o/w) type is dependent on the properties of the oil and surfactant used and on the structure and geometric packing of the polar heads and hydrocarbon tails of the surfactant molecules (Schott, in *Remington's Pharmaceutical Sciences*, Mack Publishing Co., Easton, Pa., 1985, p. 271).

[0258] The phenomenological approach utilizing phase diagrams has been extensively studied and has yielded a comprehensive knowledge, to one skilled in the art, of how to formulate microemulsions (see e.g., Ansel's *Pharmaceutical Dosage Forms and Drug Delivery Systems*, Allen, L V., Popovich N G., and Ansel H C., 2004, Lippincott Williams & Wilkins (8th ed.), New York, N.Y.; Rosoff, in *Pharmaceutical Dosage Forms*, Lieberman, Rieger and Banker (Eds.), 1988, Marcel Dekker, Inc., New York, N.Y., volume 1, p. 245; Block, in *Pharmaceutical Dosage Forms*, Lieberman, Rieger and Banker (Eds.), 1988, Marcel Dekker, Inc., New York, N.Y., volume 1, p. 335). Compared to conventional emulsions, microemulsions offer the advantage of solubilizing water-insoluble drugs in a formulation of thermodynamically stable droplets that are formed spontaneously.

[0259] Surfactants used in the preparation of microemulsions include, but are not limited to, ionic surfactants, non-ionic surfactants, Brij 96, polyoxyethylene oleyl ethers, polyglycerol fatty acid esters, tetraglycerol monolaurate (ML310), tetraglycerol monooleate (MO310), hexaglycerol monooleate (PO310), hexaglycerol pentaoleate (PO500), decaglycerol monocaprate (MCA750), decaglycerol

monooleate (MO750), decaglycerol sequioleate (SO750), decaglycerol decaoleate (DAO750), alone or in combination with cosurfactants. The cosurfactant, usually a short-chain alcohol such as ethanol, 1-propanol, and 1-butanol, serves to increase the interfacial fluidity by penetrating into the surfactant film and consequently creating a disordered film because of the void space generated among surfactant molecules. Microemulsions can, however, be prepared without the use of cosurfactants and alcohol-free self-emulsifying microemulsion systems are known in the art. The aqueous phase can typically be, but is not limited to, water, an aqueous solution of the drug, glycerol, PEG300, PEG400, polyglycerols, propylene glycols, and derivatives of ethylene glycol. The oil phase can include, but is not limited to, materials such as Captex 300, Captex 355, Capmul MCM, fatty acid esters, medium chain (C8-C12) mono, di, and tri-glycerides, polyoxyethylated glyceryl fatty acid esters, fatty alcohols, polyglycolized glycerides, saturated polyglycolized C8-C10 glycerides, vegetable oils and silicone oil.

[0260] Microemulsions are particularly of interest from the standpoint of drug solubilization and the enhanced absorption of drugs. Lipid based microemulsions (both o/w and w/o) have been proposed to enhance the oral bioavailability of drugs, including peptides (see e.g., U.S. Pat. Nos. 6,191,105; 7,063,860; 7,070,802; 7,157,099; Constantinides et al., *Pharmaceutical Research*, 1994, 11, 1385-1390; Ritschel, *Meth. Find. Exp. Clin. Pharmacol.*, 1993, 13, 205). Microemulsions afford advantages of improved drug solubilization, protection of drug from enzymatic hydrolysis, possible enhancement of drug absorption due to surfactant-induced alterations in membrane fluidity and permeability, ease of preparation, ease of oral administration over solid dosage forms, improved clinical potency, and decreased toxicity (see e.g., U.S. Pat. Nos. 6,191,105; 7,063,860; 7,070,802; 7,157,099; Constantinides et al., *Pharmaceutical Research*, 1994, 11, 1385; Ho et al., *J. Pharm. Sci.*, 1996, 85, 138-143). Often microemulsions can form spontaneously when their components are brought together at ambient temperature. This can be particularly advantageous when formulating thermolabile drugs, peptides or iRNAs. Microemulsions have also been effective in the transdermal delivery of active components in both cosmetic and pharmaceutical applications. It is expected that the microemulsion compositions and formulations of the present invention will facilitate the increased systemic absorption of iRNAs and nucleic acids from the gastrointestinal tract, as well as improve the local cellular uptake of iRNAs and nucleic acids.

[0261] Microemulsions of the present invention can also contain additional components and additives such as sorbitan monostearate (Grill 3), Labrasol, and penetration enhancers to improve the properties of the formulation and to enhance the absorption of the iRNAs and nucleic acids of the present invention. Penetration enhancers used in the microemulsions of the present invention can be classified as belonging to one of five broad categories—surfactants, fatty acids, bile salts, chelating agents, and non-chelating non-surfactants (Lee et al., *Critical Reviews in Therapeutic Drug Carrier Systems*, 1991, p. 92). Each of these classes has been discussed above.

[0262] iii. Microparticles

[0263] an RNAi agent of the invention may be incorporated into a particle, e.g., a microparticle. Microparticles can be produced by spray-drying, but may also be produced by

other methods including lyophilization, evaporation, fluid bed drying, vacuum drying, or a combination of these techniques.

[0264] iv. Penetration Enhancers

[0265] In one embodiment, the present invention employs various penetration enhancers to effect the efficient delivery of nucleic acids, particularly iRNAs, to the skin of animals. Most drugs are present in solution in both ionized and nonionized forms. However, usually only lipid soluble or lipophilic drugs readily cross cell membranes. It has been discovered that even non-lipophilic drugs can cross cell membranes if the membrane to be crossed is treated with a penetration enhancer. In addition to aiding the diffusion of non-lipophilic drugs across cell membranes, penetration enhancers also enhance the permeability of lipophilic drugs.

[0266] Penetration enhancers can be classified as belonging to one of five broad categories, i.e., surfactants, fatty acids, bile salts, chelating agents, and non-chelating non-surfactants (see e.g., Malmsten, M. *Surfactants and polymers in drug delivery*, Informa Health Care, New York, N.Y., 2002; Lee et al., *Critical Reviews in Therapeutic Drug Carrier Systems*, 1991, p. 92). Each of the above mentioned classes of penetration enhancers are described below in greater detail.

[0267] Surfactants (or “surface-active agents”) are chemical entities which, when dissolved in an aqueous solution, reduce the surface tension of the solution or the interfacial tension between the aqueous solution and another liquid, with the result that absorption of iRNAs through the mucosa is enhanced. In addition to bile salts and fatty acids, these penetration enhancers include, for example, sodium lauryl sulfate, polyoxyethylene-9-lauryl ether and polyoxyethylene-20-cetyl ether (see e.g., Malmsten, M. *Surfactants and polymers in drug delivery*, Informa Health Care, New York, N.Y., 2002; Lee et al., *Critical Reviews in Therapeutic Drug Carrier Systems*, 1991, p. 92); and perfluorochemical emulsions, such as FC-43. Takahashi et al., *J. Pharm. Pharmacol.*, 1988, 40, 252).

[0268] Various fatty acids and their derivatives which act as penetration enhancers include, for example, oleic acid, lauric acid, capric acid (n-decanoic acid), myristic acid, palmitic acid, stearic acid, linoleic acid, linolenic acid, dicaprinate, tricaprinate, monoolein (1-monooleoyl-rac-glycerol), dilaurin, caprylic acid, arachidonic acid, glycerol 1-monocaprinate, 1-dodecylazacycloheptan-2-one, acylcarnitines, acylcholines, C₁₋₂₀ alkyl esters thereof (e.g., methyl, isopropyl and t-butyl), and mono- and di-glycerides thereof (i.e., oleate, laurate, caprate, myristate, palmitate, stearate, linoleate, etc.) (see e.g., Touitou, E., et al. *Enhancement in Drug Delivery*, CRC Press, Danvers, Mass., 2006; Lee et al., *Critical Reviews in Therapeutic Drug Carrier Systems*, 1991, p. 92; Muranishi, *Critical Reviews in Therapeutic Drug Carrier Systems*, 1990, 7, 1-33; El Hariri et al., *J. Pharm. Pharmacol.*, 1992, 44, 651-654).

[0269] The physiological role of bile includes the facilitation of dispersion and absorption of lipids and fat-soluble vitamins (see e.g., Malmsten, M. *Surfactants and polymers in drug delivery*, Informa Health Care, New York, N.Y., 2002; Brunton, Chapter 38 in: Goodman & Gilman's *The Pharmacological Basis of Therapeutics*, 9th Ed., Hardman et al. Eds., McGraw-Hill, New York, 1996, pp. 934-935). Various natural bile salts, and their synthetic derivatives, act as penetration enhancers. Thus the term “bile salts” includes any of the naturally occurring components of bile as well as

any of their synthetic derivatives. Suitable bile salts include, for example, cholic acid (or its pharmaceutically acceptable sodium salt, sodium cholate), dehydrocholic acid (sodium dehydrocholate), deoxycholic acid (sodium deoxycholate), glucolic acid (sodium glucolate), glycholic acid (sodium glycocholate), glycodeoxycholic acid (sodium glycodeoxycholate), taurocholic acid (sodium taurocholate), taurodeoxycholic acid (sodium taurodeoxycholate), chenodeoxycholic acid (sodium chenodeoxycholate), ursodeoxycholic acid (UDCA), sodium tauro-24,25-dihydro-fusidate (STDHF), sodium glycodihydrofusidate and polyoxyethylene-9-lauryl ether (POE) (see e.g., Malmsten, M. Surfactants and polymers in drug delivery, Informa Health Care, New York, N.Y., 2002; Lee et al., Critical Reviews in Therapeutic Drug Carrier Systems, 1991, page 92; Swinyard, Chapter 39 In: Remington's Pharmaceutical Sciences, 18th Ed., Gennaro, ed., Mack Publishing Co., Easton, Pa., 1990, pages 782-783; Muranishi, Critical Reviews in Therapeutic Drug Carrier Systems, 1990, 7, 1-33; Yamamoto et al., J. Pharm. Exp. Ther., 1992, 263, 25; Yamashita et al., J. Pharm. Sci., 1990, 79, 579-583).

[0270] Chelating agents, as used in connection with the present invention, can be defined as compounds that remove metallic ions from solution by forming complexes therewith, with the result that absorption of iRNAs through the mucosa is enhanced. With regards to their use as penetration enhancers in the present invention, chelating agents have the added advantage of also serving as DNase inhibitors, as most characterized DNA nucleases require a divalent metal ion for catalysis and are thus inhibited by chelating agents (Jarrett, J. Chromatogr., 1993, 618, 315-339). Suitable chelating agents include but are not limited to disodium ethylenediaminetetraacetate (EDTA), citric acid, salicylates (e.g., sodium salicylate, 5-methoxysalicylate and homovanilate), N-acyl derivatives of collagen, laureth-9 and N-amino acyl derivatives of beta-diketones (enamines) (see e.g., Katdare, A. et al., Excipient development for pharmaceutical, biotechnology, and drug delivery, CRC Press, Danvers, Mass., 2006; Lee et al., Critical Reviews in Therapeutic Drug Carrier Systems, 1991, page 92; Muranishi, Critical Reviews in Therapeutic Drug Carrier Systems, 1990, 7, 1-33; Buur et al., J. Control Rel., 1990, 14, 43-51).

[0271] As used herein, non-chelating non-surfactant penetration enhancing compounds can be defined as compounds that demonstrate insignificant activity as chelating agents or as surfactants but that nonetheless enhance absorption of iRNAs through the alimentary mucosa (see e.g., Muranishi, Critical Reviews in Therapeutic Drug Carrier Systems, 1990, 7, 1-33). This class of penetration enhancers includes, for example, unsaturated cyclic ureas, 1-alkyl- and 1-alkenylazacyclo-alkanone derivatives (Lee et al., Critical Reviews in Therapeutic Drug Carrier Systems, 1991, page 92); and non-steroidal anti-inflammatory agents such as diclofenac sodium, indomethacin and phenylbutazone (Yamashita et al., J. Pharm. Pharmacol., 1987, 39, 621-626).

[0272] Agents that enhance uptake of iRNAs at the cellular level can also be added to the pharmaceutical and other compositions of the present invention. For example, cationic lipids, such as lipofectin (Junichi et al, U.S. Pat. No. 5,705,188), cationic glycerol derivatives, and polycationic molecules, such as polylysine (Lollo et al., PCT Application WO 97/30731), are also known to enhance the cellular uptake of dsRNAs. Examples of commercially available transfection reagents include, for example Lipofectamine™

(Invitrogen; Carlsbad, Calif.), Lipofectamine 2000™ (Invitrogen; Carlsbad, Calif.), 293Fectin™ (Invitrogen; Carlsbad, Calif.), Cellfectin™ (Invitrogen; Carlsbad, Calif.), DMRIE-C™ (Invitrogen; Carlsbad, Calif.), FreeStyle™ MAX (Invitrogen; Carlsbad, Calif.), Lipofectamine™ 2000 CD (Invitrogen; Carlsbad, Calif.), Lipofectamine™ (Invitrogen; Carlsbad, Calif.), RNAiMAX (Invitrogen; Carlsbad, Calif.), Oligofectamine™ (Invitrogen; Carlsbad, Calif.), Optifect™ (Invitrogen; Carlsbad, Calif.), X-tremeGENE Q2 Transfection Reagent (Roche; Grenzacherstrasse, Switzerland), DOTAP Liposomal Transfection Reagent (Grenzacherstrasse, Switzerland), DOSPER Liposomal Transfection Reagent (Grenzacherstrasse, Switzerland), or Fugene (Grenzacherstrasse, Switzerland), Transfectam® Reagent (Promega; Madison, Wis.), TransFast™ Transfection Reagent (Promega; Madison, Wis.), Tfx™-20 Reagent (Promega; Madison, Wis.), Tfx™-50 Reagent (Promega; Madison, Wis.), DreamFect™ (OZ Biosciences; Marseille, France), EcoTransfect (OZ Biosciences; Marseille, France), TransPass[®] DI Transfection Reagent (New England Biolabs; Ipswich, Mass., USA), LyoVec™/LipoGen™ (Invitrogen; San Diego, Calif., USA), PerFectin Transfection Reagent (Genlantis; San Diego, Calif., USA), NeuroPORTER Transfection Reagent (Genlantis; San Diego, Calif., USA), GenePORTER Transfection reagent (Genlantis; San Diego, Calif., USA), GenePORTER 2 Transfection reagent (Genlantis; San Diego, Calif., USA), Cytofectin Transfection Reagent (Genlantis; San Diego, Calif., USA), BaculoPORTER Transfection Reagent (Genlantis; San Diego, Calif., USA), TroganPORTER™ transfection Reagent (Genlantis; San Diego, Calif., USA), RiboFect (Bioline; Taunton, Mass., USA), PlasFect (Bioline; Taunton, Mass., USA), UniFECTOR (B-Bridge International; Mountain View, Calif., USA), SureFECTOR (B-Bridge International; Mountain View, Calif., USA), or HiFect™ (B-Bridge International, Mountain View, Calif., USA), among others.

[0273] Other agents can be utilized to enhance the penetration of the administered nucleic acids, including glycols such as ethylene glycol and propylene glycol, pyrrols such as 2-pyrrol, azones, and terpenes such as limonene and menthone.

[0274] v. Carriers

[0275] Certain compositions of the present invention also incorporate carrier compounds in the formulation. As used herein, "carrier compound" or "carrier" can refer to a nucleic acid, or analog thereof, which is inert (i.e., does not possess biological activity per se) but is recognized as a nucleic acid by *in vivo* processes that reduce the bioavailability of a nucleic acid having biological activity by, for example, degrading the biologically active nucleic acid or promoting its removal from circulation. The coadministration of a nucleic acid and a carrier compound, typically with an excess of the latter substance, can result in a substantial reduction of the amount of nucleic acid recovered in the liver, kidney or other extracirculatory reservoirs, presumably due to competition between the carrier compound and the nucleic acid for a common receptor. For example, the recovery of a partially phosphorothioate dsRNA in hepatic tissue can be reduced when it is coadministered with polyinosinic acid, dextran sulfate, polycytidic acid or 4-acetamido-4'isothiocyano-stilbene-2,2'-disulfonic acid (Miyao et al., DsRNA Res. Dev., 1995, 5, 115-121; Takakura et al., DsRNA & Nucl. Acid Drug Dev., 1996, 6, 177-183).

[0276] vi. Excipients

[0277] In contrast to a carrier compound, a “pharmaceutical carrier” or “excipient” is a pharmaceutically acceptable solvent, suspending agent or any other pharmacologically inert vehicle for delivering one or more nucleic acids to an animal. The excipient can be liquid or solid and is selected, with the planned manner of administration in mind, so as to provide for the desired bulk, consistency, etc., when combined with a nucleic acid and the other components of a given pharmaceutical composition. Typical pharmaceutical carriers include, but are not limited to, binding agents (e.g., pregelatinized maize starch, polyvinylpyrrolidone or hydroxypropyl methylcellulose, etc.); fillers (e.g., lactose and other sugars, microcrystalline cellulose, pectin, gelatin, calcium sulfate, ethyl cellulose, polyacrylates or calcium hydrogen phosphate, etc.); lubricants (e.g., magnesium stearate, talc, silica, colloidal silicon dioxide, stearic acid, metallic stearates, hydrogenated vegetable oils, corn starch, polyethylene glycols, sodium benzoate, sodium acetate, etc.); disintegrants (e.g., starch, sodium starch glycolate, etc.); and wetting agents (e.g., sodium lauryl sulphate, etc.).

[0278] Pharmaceutically acceptable organic or inorganic excipients suitable for non-parenteral administration which do not deleteriously react with nucleic acids can also be used to formulate the compositions of the present invention. Suitable pharmaceutically acceptable carriers include, but are not limited to, water, salt solutions, alcohols, polyethylene glycols, gelatin, lactose, amylose, magnesium stearate, talc, silicic acid, viscous paraffin, hydroxymethylcellulose, polyvinylpyrrolidone and the like.

[0279] Formulations for topical administration of nucleic acids can include sterile and non-sterile aqueous solutions, non-aqueous solutions in common solvents such as alcohols, or solutions of the nucleic acids in liquid or solid oil bases. The solutions can also contain buffers, diluents and other suitable additives. Pharmaceutically acceptable organic or inorganic excipients suitable for non-parenteral administration which do not deleteriously react with nucleic acids can be used.

[0280] Suitable pharmaceutically acceptable excipients include, but are not limited to, water, salt solutions, alcohol, polyethylene glycols, gelatin, lactose, amylose, magnesium stearate, talc, silicic acid, viscous paraffin, hydroxymethylcellulose, polyvinylpyrrolidone and the like.

[0281] vii. Other Components

[0282] The compositions of the present invention can additionally contain other adjunct components conventionally found in pharmaceutical compositions, at their art-established usage levels. Thus, for example, the compositions can contain additional, compatible, pharmaceutically-active materials such as, for example, antipruritics, astringents, local anesthetics or anti-inflammatory agents, or can contain additional materials useful in physically formulating various dosage forms of the compositions of the present invention, such as dyes, flavoring agents, preservatives, antioxidants, opacifiers, thickening agents and stabilizers. However, such materials, when added, should not unduly interfere with the biological activities of the components of the compositions of the present invention. The formulations can be sterilized and, if desired, mixed with auxiliary agents, e.g., lubricants, preservatives, stabilizers, wetting agents, emulsifiers, salts for influencing osmotic pressure, buffers, colorings, flavorings and/or aromatic sub-

stances and the like which do not deleteriously interact with the nucleic acid(s) of the formulation.

[0283] Aqueous suspensions can contain substances which increase the viscosity of the suspension including, for example, sodium carboxymethylcellulose, sorbitol and/or dextran. The suspension can also contain stabilizers.

[0284] In some embodiments, pharmaceutical compositions featured in the invention include (a) one or more iRNA compounds and (b) one or more agents which function by a non-RNAi mechanism and which are useful in treating a disorder of lipid metabolism. Examples of such agents include, but are not limited to an anti-inflammatory agent, anti-steatosis agent, anti-viral, and/or anti-fibrosis agent. In addition, other substances commonly used to protect the liver, such as silymarin, can also be used in conjunction with the iRNAs described herein. Other agents useful for treating liver diseases include telbivudine, entecavir, and protease inhibitors such as telaprevir and other disclosed, for example, in Tung et al., U.S. Application Publication Nos. 2005/0148548, 2004/0167116, and 2003/0144217; and in Hale et al., U.S. Application Publication No. 2004/0127488.

[0285] Toxicity and therapeutic efficacy of such compounds can be determined by standard pharmaceutical procedures in cell cultures or experimental animals, e.g., for determining the LD₅₀ (the dose lethal to 50% of the population) and the ED₅₀ (the dose therapeutically effective in 50% of the population). The dose ratio between toxic and therapeutic effects is the therapeutic index and it can be expressed as the ratio LD₅₀/ED₅₀. Compounds that exhibit high therapeutic indices are preferred.

[0286] The data obtained from cell culture assays and animal studies can be used in formulating a range of dosage for use in humans. The dosage of compositions featured herein in the invention lies generally within a range of circulating concentrations that include the ED₅₀ with little or no toxicity. The dosage can vary within this range depending upon the dosage form employed and the route of administration utilized. For any compound used in the methods featured in the invention, the therapeutically effective dose can be estimated initially from cell culture assays. A dose can be formulated in animal models to achieve a circulating plasma concentration range of the compound or, when appropriate, of the polypeptide product of a target sequence (e.g., achieving a decreased concentration of the polypeptide) that includes the IC₅₀ (i.e., the concentration of the test compound which achieves a half-maximal inhibition of symptoms) as determined in cell culture. Such information can be used to more accurately determine useful doses in humans. Levels in plasma can be measured, for example, by high performance liquid chromatography.

[0287] In addition to their administration, as discussed above, the iRNAs featured in the invention can be administered in combination with other known agents effective in treatment of pathological processes mediated by ANGPTL3 expression. In any event, the administering physician can adjust the amount and timing of iRNA administration on the basis of results observed using standard measures of efficacy known in the art or described herein.

VI. Methods of the Invention

[0288] The present invention also provides methods of using an iRNA of the invention and/or a composition containing an iRNA of the invention to reduce and/or inhibit ANGPTL3 expression in a cell. The methods include con-

tacting the cell with a dsRNA of the invention and maintaining the cell for a time sufficient to obtain degradation of the mRNA transcript of an ANGPTL3 gene, thereby inhibiting expression of the ANGPTL3 gene in the cell. Reduction in gene expression can be assessed by any methods known in the art. For example, a reduction in the expression of ANGPTL3 may be determined by determining the mRNA expression level of ANGPTL3 using methods routine to one of ordinary skill in the art, e.g., Northern blotting, qRT-PCR; by determining the protein level of ANGPTL3 using methods routine to one of ordinary skill in the art, such as Western blotting, immunological techniques. A reduction in the expression of ANGPTL3 may also be assessed indirectly by measuring a decrease in biological activity of ANGPTL3, e.g., a decrease in the level of serum lipid, triglycerides, cholesterol and/or free fatty acids.

[0289] In the methods of the invention the cell may be contacted in vitro or in vivo, i.e., the cell may be within a subject.

[0290] A cell suitable for treatment using the methods of the invention may be any cell that expresses an ANGPTL3 gene. A cell suitable for use in the methods of the invention may be a mammalian cell, e.g., a primate cell (such as a human cell or a non-human primate cell, e.g., a monkey cell or a chimpanzee cell), a non-primate cell (such as a cow cell, a pig cell, a camel cell, a llama cell, a horse cell, a goat cell, a rabbit cell, a sheep cell, a hamster, a guinea pig cell, a cat cell, a dog cell, a rat cell, a mouse cell, a lion cell, a tiger cell, a bear cell, or a buffalo cell), a bird cell (e.g., a duck cell or a goose cell), or a whale cell. In one embodiment, the cell is a human cell, e.g., a human liver cell.

[0291] ANGPTL3 expression is inhibited in the cell by at least about 5, 6, 7, 8, 9, 10, 11, 12, 13, 14, 15, 16, 17, 18, 19, 20, 21, 22, 23, 24, 25, 26, 27, 28, 29, 30, 31, 32, 33, 34, 35, 36, 37, 38, 39, 40, 41, 42, 43, 45, 46, 47, 48, 49, 50, 51, 52, 53, 54, 55, 56, 57, 58, 59, 60, 61, 62, 63, 64, 65, 66, 67, 68, 69, 70, 71, 72, 73, 74, 75, 76, 77, 78, 79, 80, 81, 82, 83, 84, 85, 86, 87, 88, 89, 90, 91, 92, 93, 94, 95, 96, 97, 98, 99, or about 100%. In preferred embodiments, ANGPTL3 expression is inhibited by at least 20%.

[0292] The in vivo methods of the invention may include administering to a subject a composition containing an iRNA, where the iRNA includes a nucleotide sequence that is complementary to at least a part of an RNA transcript of the ANGPTL3 gene of the mammal to be treated. When the organism to be treated is a mammal such as a human, the composition can be administered by any means known in the art including, but not limited to oral, intraperitoneal, or parenteral routes, including intracranial (e.g., intraventricular, intraparenchymal and intrathecal), intravenous, intramuscular, subcutaneous, transdermal, airway (aerosol), nasal, rectal, and topical (including buccal and sublingual) administration. In certain embodiments, the compositions are administered by intravenous infusion or injection. In certain embodiments, the compositions are administered by subcutaneous injection.

[0293] In some embodiments, the administration is via a depot injection. A depot injection may release the iRNA in a consistent way over a prolonged time period. Thus, a depot injection may reduce the frequency of dosing needed to obtain a desired effect, e.g., a desired inhibition of ANGPTL3, or a therapeutic or prophylactic effect. A depot injection may also provide more consistent serum concen-

trations. Depot injections may include subcutaneous injections or intramuscular injections. In preferred embodiments, the depot injection is a subcutaneous injection.

[0294] In some embodiments, the administration is via a pump. The pump may be an external pump or a surgically implanted pump. In certain embodiments, the pump is a subcutaneously implanted osmotic pump. In other embodiments, the pump is an infusion pump. An infusion pump may be used for intravenous, subcutaneous, arterial, or epidural infusions. In preferred embodiments, the infusion pump is a subcutaneous infusion pump. In other embodiments, the pump is a surgically implanted pump that delivers the iRNA to the liver.

[0295] The mode of administration may be chosen based upon whether local or systemic treatment is desired and based upon the area to be treated. The route and site of administration may be chosen to enhance targeting.

[0296] In one aspect, the present invention also provides methods for inhibiting the expression of an ANGPTL3 gene in a mammal. The methods include administering to the mammal a composition comprising a dsRNA that targets an ANGPTL3 gene in a cell of the mammal and maintaining the mammal for a time sufficient to obtain degradation of the mRNA transcript of the ANGPTL3 gene, thereby inhibiting expression of the ANGPTL3 gene in the cell. Reduction in gene expression can be assessed by any methods known in the art and by methods, e.g. qRT-PCR, described herein. Reduction in protein production can be assessed by any methods known in the art and by methods, e.g. ELISA, described herein. In one embodiment, a puncture liver biopsy sample serves as the tissue material for monitoring the reduction in ANGPTL3 gene and/or protein expression.

[0297] The present invention further provides methods of treatment of a subject in need thereof. The treatment methods of the invention include administering an iRNA of the invention to a subject, e.g., a subject that would benefit from a reduction and/or inhibition of ANGPTL3 expression, in a therapeutically effective amount of an iRNA targeting an ANGPTL3 gene or a pharmaceutical composition comprising an iRNA targeting an ANGPTL3 gene.

[0298] An iRNA of the invention may be administered as a "free iRNA." A free iRNA is administered in the absence of a pharmaceutical composition. The naked iRNA may be in a suitable buffer solution. The buffer solution may comprise acetate, citrate, prolamine, carbonate, or phosphate, or any combination thereof. In one embodiment, the buffer solution is phosphate buffered saline (PBS). The pH and osmolarity of the buffer solution containing the iRNA can be adjusted such that it is suitable for administering to a subject.

[0299] Alternatively, an iRNA of the invention may be administered as a pharmaceutical composition, such as a dsRNA liposomal formulation.

[0300] Subjects that would benefit from a reduction and/or inhibition of ANGPTL3 gene expression are those having a disorder of lipid metabolism, e.g., an inherited disorder of lipid metabolism or an acquired disorder of lipid metabolism. In one embodiment, a subject having disorder of lipid metabolism has hyperlipidemia. In another embodiment, a subject having a disorder of lipid metabolism has hypertriglyceridemia. Treatment of a subject that would benefit from a reduction and/or inhibition of ANGPTL3 gene expression includes therapeutic treatment (e.g., a subject is having eruptive xanthomas) and prophylactic treatment (e.g., the

subject is not having eruptive xanthomas or a subject may be at risk of developing eruptive xanthomas).

[0301] The invention further provides methods for the use of an iRNA or a pharmaceutical composition thereof, e.g., for treating a subject that would benefit from reduction and/or inhibition of ANGPTL3 expression, e.g., a subject having a disorder of lipid metabolism, in combination with other pharmaceuticals and/or other therapeutic methods, e.g., with known pharmaceuticals and/or known therapeutic methods, such as, for example, those which are currently employed for treating these disorders. For example, in certain embodiments, an iRNA targeting ANGPTL3 is administered in combination with, e.g., an agent useful in treating a disorder of lipid metabolism as described elsewhere herein. For example, additional agents suitable for treating a subject that would benefit from reduction in ANGPTL3 expression, e.g., a subject having a disorder of lipid metabolism, may include agents that lower one or more serum lipids. Non-limiting examples of such agents may include cholesterol synthesis inhibitors, such as HMG-CoA reductase inhibitors, e.g., statins. Statins may include atorvastatin (Lipitor), fluvastatin (Lescol), lovastatin (Mevacor), lovastatin extended-release (Altoprev), pitavastatin (Livalo), pravastatin (Pravachol), rosuvastatin (Crestor), and simvastatin (Zocor). Other agents useful in treating a disorder of lipid metabolism may include bile sequestering agents, such as cholestyramine and other resins; VLDL secretion inhibitors, such as niacin; lipophilic antioxidants, such as Probuco; acyl-CoA cholesterol acyl transferase inhibitors; farnesoid X receptor antagonists; sterol regulatory binding protein cleavage activating protein (SCAP) activators; microsomal triglyceride transfer protein (MTP) inhibitors; ApoE-related peptide; and therapeutic antibodies against ANGPTL3. The additional therapeutic agents may also include agents that raise high density lipoprotein (HDL), such as cholesteryl ester transfer protein (CETP) inhibitors. Furthermore, the additional therapeutic agents may also include dietary supplements, e.g., fish oil. The iRNA and additional therapeutic agents may be administered at the same time and/or in the same combination, e.g., parenterally, or the additional therapeutic agent can be administered as part of a separate composition or at separate times and/or by another method known in the art or described herein.

[0302] In one embodiment, the method includes administering a composition featured herein such that expression of the target ANGPTL3 gene is decreased, such as for about 1, 2, 3, 4, 5, 6, 7, 8, 12, 16, 18, 24 hours, 28, 32, or about 36 hours. In one embodiment, expression of the target ANGPTL3 gene is decreased for an extended duration, e.g., at least about two, three, four days or more, e.g., about one week, two weeks, three weeks, or four weeks or longer.

[0303] Preferably, the iRNAs useful for the methods and compositions featured herein specifically target RNAs (primary or processed) of the target ANGPTL3 gene. Compositions and methods for inhibiting the expression of these genes using iRNAs can be prepared and performed as described herein.

[0304] Administration of the dsRNA according to the methods of the invention may result in a reduction of the severity, signs, symptoms, and/or markers of such diseases or disorders in a patient with a disorder of lipid metabolism. By "reduction" in this context is meant a statistically significant decrease in such level. The reduction can be, for

example, at least about 5%, 10%, 15%, 20%, 25%, 30%, 35%, 40%, 45%, 50%, 55%, 60%, 65%, 70%, 75%, 80%, 85%, 90%, 95%, or about 100%.

[0305] Efficacy of treatment or prevention of disease can be assessed, for example by measuring disease progression, disease remission, symptom severity, reduction in pain, quality of life, dose of a medication required to sustain a treatment effect, level of a disease marker or any other measurable parameter appropriate for a given disease being treated or targeted for prevention. It is well within the ability of one skilled in the art to monitor efficacy of treatment or prevention by measuring any one of such parameters, or any combination of parameters. For example, efficacy of treatment of a disorder of lipid metabolism may be assessed, for example, by periodic monitoring of one or more serum lipid levels. Comparisons of the later readings with the initial readings provide a physician an indication of whether the treatment is effective. It is well within the ability of one skilled in the art to monitor efficacy of treatment or prevention by measuring any one of such parameters, or any combination of parameters. In connection with the administration of an iRNA targeting ANGPTL3 or pharmaceutical composition thereof, "effective against" a disorder of lipid metabolism indicates that administration in a clinically appropriate manner results in a beneficial effect for at least a statistically significant fraction of patients, such as a improvement of symptoms, a cure, a reduction in disease, extension of life, improvement in quality of life, or other effect generally recognized as positive by medical doctors familiar with treating disorder of lipid metabolisms and the related causes.

[0306] A treatment or preventive effect is evident when there is a statistically significant improvement in one or more parameters of disease status, or by a failure to worsen or to develop symptoms where they would otherwise be anticipated. As an example, a favorable change of at least 10% in a measurable parameter of disease, and preferably at least 20%, 30%, 40%, 50% or more can be indicative of effective treatment. Efficacy for a given iRNA drug or formulation of that drug can also be judged using an experimental animal model for the given disease as known in the art. When using an experimental animal model, efficacy of treatment is evidenced when a statistically significant reduction in a marker or symptom is observed.

[0307] Alternatively, the efficacy can be measured by a reduction in the severity of disease as determined by one skilled in the art of diagnosis based on a clinically accepted disease severity grading scale, as but one example the Child-Pugh score (sometimes the Child-Turcotte-Pugh score). Any positive change resulting in e.g., lessening of severity of disease measured using the appropriate scale, represents adequate treatment using an iRNA or iRNA formulation as described herein.

[0308] Subjects can be administered a therapeutic amount of dsRNA, such as about 0.01 mg/kg to about 50 mg/kg. Typically, a suitable dose of an iRNA of the invention will be in the range of about 0.1 mg/kg to about 5.0 mg/kg, preferably about 0.3 mg/kg and about 3.0 mg/kg.

[0309] The iRNA can be administered by intravenous infusion over a period of time, on a regular basis. In certain embodiments, after an initial treatment regimen, the treatments can be administered on a less frequent basis. Administration of the iRNA can reduce ANGPTL3 levels, e.g., in a cell, tissue, blood, urine or other compartment of the

patient by at least about 5%, 6, 7, 8, 9, 10, 11, 12, 13, 14, 15, 16, 17, 18, 19, 20, 21, 22, 23, 24, 25, 26, 27, 28, 29, 30, 31, 32, 33, 34, 35, 36, 37, 38, 39, 40, 41, 42, 43, 44, 45, 46, 47, 48, 39, 50, 51, 52, 53, 54, 55, 56, 57, 58, 59, 60, 61, 62, 63, 64, 65, 66, 67, 68, 69, 70, 71, 72, 73, 74, 75, 76, 77, 78, 79, 80, 81, 82, 83, 84, 85, 86, 87, 88, 89, 90, 91, 92, 93, 94, 95, 96, 97, 98, or at least about 99% or more. In a preferred embodiment, administration of the iRNA can reduce ANGPTL3 levels, e.g., in a cell, tissue, blood, urine or other compartment of the patient by at least 20%.

[0310] Before administration of a full dose of the iRNA, patients can be administered a smaller dose, such as a 5% infusion reaction, and monitored for adverse effects, such as an allergic reaction. In another example, the patient can be monitored for unwanted immunostimulatory effects, such as increased cytokine (e.g., TNF-alpha or INF-alpha) levels.

[0311] Alternatively, the iRNA can be administered subcutaneously, i.e., by subcutaneous injection. One or more injections may be used to deliver the desired daily dose of iRNA to a subject. The injections may be repeated over a period of time. The administration may be repeated on a regular basis. In certain embodiments, after an initial treatment regimen, the treatments can be administered on a less frequent basis. A repeat-dose regimen may include administration of a therapeutic amount of iRNA on a regular basis, such as every other day or to once a year. In certain embodiments, the iRNA is administered about once per month to about once per quarter (i.e., about once every three months).

[0312] Unless otherwise defined, all technical and scientific terms used herein have the same meaning as commonly understood by one of ordinary skill in the art to which this invention belongs. Although methods and materials similar or equivalent to those described herein can be used in the practice or testing of the iRNAs and methods featured in the invention, suitable methods and materials are described below. All publications, patent applications, patents, and other references mentioned herein are incorporated by reference in their entirety. In case of conflict, the present specification, including definitions, will control. In addition, the materials, methods, and examples are illustrative only and not intended to be limiting.

EXAMPLES

Example 1. iRNA Design, Synthesis, Selection, and In Vitro Evaluation

[0313] This Example describes methods for the design, synthesis, selection, and in vitro evaluation of ANGPTL3 iRNA agents (also see, PCT publication, WO 2012/177784, the entire contents of which is incorporated herein by reference).

Source of Reagents

[0314] Where the source of a reagent is not specifically given herein, such reagent can be obtained from any supplier of reagents for molecular biology at a quality/purity standard for application in molecular biology.

[0315] A set of siRNAs targeting the human ANGPTL3, "angiopoietin-like 3" (human: NCBI refseqID NM_014995; NCBI GeneID: 27329), as well as toxicology-species ANGPTL3 orthologs (cynomolgus monkey: XM_005543185; mouse: NM_013913; rat,

NM_001025065) were designed using custom R and Python scripts. The human ANGPTL3 REFSEQ mRNA has a length of 2951 bases. The rationale and method for the set of siRNA designs is as follows: the predicted efficacy for every potential 19mer siRNA from position 81 through position 2951 (the coding region and 3' UTR) was determined with a linear model derived the direct measure of mRNA knockdown from more than 20,000 distinct siRNA designs targeting a large number of vertebrate genes. Subsets of the ANGPTL3 siRNAs were designed with perfect or near-perfect matches between human, cynomolgus and rhesus monkey. A further subset was designed with perfect or near-perfect matches to mouse and rat ANGPTL3 orthologs. For each strand of the siRNA, a custom Python script was used in a brute force search to measure the number and positions of mismatches between the siRNA and all potential alignments in the target species transcriptome. Extra weight was given to mismatches in the seed region, defined here as positions 2-9 of the antisense oligonucleotide, as well the cleavage site of the siRNA, defined here as positions 10-11 of the antisense oligonucleotide. The relative weight of the mismatches was 2.8; 1.2:1 for seed mismatches, cleavage site, and other positions up through antisense position 19. Mismatches in the first position were ignored. A specificity score was calculated for each strand by summing the value of each weighted mismatch. Preference was given to siRNAs whose antisense score in human and cynomolgus monkey was ≥ 3.0 and predicted efficacy was $\geq 70\%$ knockdown of the ANPTL3 transcript.

Synthesis of ANGPTL3 Sequences

[0316] Synthesis of ANGPTL3 Single Strands and Duplexes

[0317] ANGPTL3 siRNA sequences were synthesized at 1 umol scale on Mermade 192 synthesizer (BioAutomation) using the solid support mediated phosphoramidite chemistry. The solid support was controlled pore glass (500° A) loaded with custom GalNAc ligand or universal solid support (AM biochemical). Ancillary synthesis reagents, 2'-F and 2'-O-Methyl RNA and deoxy phosphoramidites were obtained from Thermo-Fisher (Milwaukee, Wis.) and Hongene (China). 2'F, 2'-O-Methyl, RNA, DNA and other modified nucleosides were introduced in the sequences using the corresponding phosphoramidites. Synthesis of 3' GalNAc conjugated single strands was performed on a GalNAc modified CPG support. Custom CPG universal solid support was used for the synthesis of antisense single strands. Coupling time for all phosphoramidites (100 mM in acetonitrile) was 5 min employing 5-Ethylthio-1H-tetrazole (ETT) as activator (0.6 M in acetonitrile). Phosphorothioate linkages were generated using a 50 mM solution of 3-((Dimethylamino-methylidene) amino)-3H-1, 2, 4-dithiazole-3-thione (DDTT, obtained from Chemgenes (Wilmington, Mass., USA) in anhydrous acetonitrile/pyridine (1:1 v/v). Oxidation time was 3 minutes. All sequences were synthesized with final removal of the DMT group ("DMT off").

[0318] Upon completion of the solid phase synthesis, single strands were cleaved from the solid support and deprotected in sealed 96 deep well plates using 200 μ L Aqueous Methylamine reagent at 60° C. for 20 minutes. For sequences containing 2' ribo residues (2'-OH) that are protected with tert-butyl dimethyl silyl (TBDMS) group, a second step deprotection was performed using TEA.3HF (triethylamine trihydro fluoride) reagent. To the methylam-

ine deprotection solution, 200 μ L of dimethyl sulfoxide (DMSO) and 300 μ L TEA.3HF reagent was added and the solution was incubated for additional 20 min at 60° C. At the end of cleavage and deprotection step, the synthesis plate was allowed to come to room temperature and was precipitated by addition of 1 mL of acetone: ethanol mixture (9:1). The plates were cooled at -80° C. for 2 hrs and the supernatant decanted carefully with the aid of a multi-channel pipette. The oligonucleotide pellet was re-suspended in 20 mM NaOAc buffer and were desalted using a 5 mL HiTrap size exclusion column (GE Healthcare) on an AKTA Purifier System equipped with an A905 autosampler and a Frac 950 fraction collector. Desalted samples were collected in 96 well plates. Samples from each sequence were analyzed by LC-MS to confirm the identity, UV (260 nm) for quantification and a selected set of samples by IEX chromatography to determine purity.

[0319] Annealing of ANGPTL3 single strands was performed on a Tecan liquid handling robot. Equimolar mixture of sense and antisense single strands were combined and annealed in 96 well plates. After combining the complementary single strands, the 96 well plate was sealed tightly and heated in an oven at 100° C. for 10 minutes and allowed to come slowly to room temperature over a period 2-3 hours. The concentration of each duplex was normalized to 10 μ M in 1xPBS and then submitted for in vitro screening assays.

TABLE 1

Abbreviations of nucleotide monomers used in nucleic acid sequence representation.	
It will be understood that these monomers, when present in an oligonucleotide, are mutually linked by 5'-3'-phosphodiester bonds.	
Abbreviation	Nucleotide(s)
A	Adenosine-3'-phosphate
Af	2'-fluoroadenosine-3'-phosphate
Afs	2'-fluoroadenosine-3'-phosphorothioate
As	adenosine-3'-phosphorothioate
C	cytidine-3'-phosphate
Cf	2'-fluorocytidine-3'-phosphate
Cfs	2'-fluorocytidine-3'-phosphorothioate
Cs	cytidine-3'-phosphorothioate
G	guanosine-3'-phosphate
Gf	2'-fluoroguanosine-3'-phosphate
Gfs	2'-fluoroguanosine-3'-phosphorothioate
Gs	guanosine-3'-phosphorothioate
T	5'-methyluridine-3'-phosphate
Tf	2'-fluoro-5-methyluridine-3'-phosphate
Tfs	2'-fluoro-5-methyluridine-3'-phosphorothioate
Ts	5-methyluridine-3'-phosphorothioate
U	Uridine-3'-phosphate
Uf	2'-fluorouridine-3'-phosphate
Ufs	2'-fluorouridine-3'-phosphorothioate
Us	uridine-3'-phosphorothioate
N	any nucleotide (G, A, C, T or U)
a	2'-O-methyladenosine-3'-phosphate
as	2'-O-methyladenosine-3'-phosphorothioate
c	2'-O-methylcytidine-3'-phosphate
cs	2'-O-methylcytidine-3'-phosphorothioate
g	2'-O-methylguanosine-3'-phosphate
gs	2'-O-methylguanosine-3'-phosphorothioate
t	2'-O-methyl-5-methyluridine-3'-phosphate
ts	2'-O-methyl-5-methyluridine-3'-phosphorothioate
u	2'-O-methyluridine-3'-phosphate
us	2'-O-methyluridine-3'-phosphorothioate
s	phosphorothioate linkage
L96	N-[tris(GalNAc-alkyl)-amidodecanoyl]-4-hydroxyprolinol Hyp-(GalNAc-alkyl)3
dT	2'-deoxythymidine-3'-phosphate
dC	2'-deoxycytidine-3'-phosphate

TABLE 1-continued

Abbreviations of nucleotide monomers used in nucleic acid sequence representation.	
It will be understood that these monomers, when present in an oligonucleotide, are mutually linked by 5'-3'-phosphodiester bonds.	
Abbreviation	Nucleotide(s)
Y44	inverted abasic DNA (2-hydroxymethyl-tetrahydrofuran-5-phosphate)
(Tgn)	Thymidine-glycol nucleic acid (GNA) S-Isomer
P	Phosphate
VP	Vinyl-phosphate
(Aam)	2'-O-(N-methylacetamide)adenosine-3'-phosphate
(Aams)	2'-O-(N-methylacetamide)adenosine-3'-phosphorothioate
(Cgn)	Cytidine-glycol nucleic acid (GNA)

Example 2. Lead Selection and Evaluation

[0320] Based on the results of various in vitro and in vivo analyses (see, PCT publication, WO 2012/177784, the entire contents of which are incorporated herein by reference), the parent sequences of AD-52981 (sense sequence: ACAUAUUUGAUCAGUCUUUUU (SEQ ID NO: 20); antisense sequence: AAAAAGACUGAUCAAAUAU-GUUG) (SEQ ID NO: 21) were selected for modification and further evaluation in vivo.

[0321] Therefore, using the parent sequences of AD-52981, AD-57927 (sense sequence: AfscsAfuAfuUfuG-fAfUfcAfgUfaUfuUfuUfL96 (SEQ ID NO: 70); antisense sequence: asAfsaAfaGfaCfuGfaucAfaAfuAfuGfusug) (SEQ ID NO: 71) was synthesized as described above.

[0322] The effect of AD-57927 in vivo was evaluated by subcutaneously administering C57BL/6 female mice with a single 30, 10, or 3 mg/kg dose of AD-52981 (sense sequence: AfcAfuAfuUfuGfAfUfcAfgUfaUfuUfuUfL96 (SEQ ID NO: 72); antisense sequence: aAfaAfaGfaCfuGfaucAfaAfuAfuGfusUfsg) (SEQ ID NO: 73), AD-57927, or PBS control. At 72 hours post dose, animals were sacrificed and liver ANGPTL3 mRNA levels were determined. Surprisingly, and as shown in FIG. 1, AD-57927 ("ANG-GalNAc Optimized") decreased ANGPTL3 mRNA levels by about 10-fold more than the parent iRNA agent, AD-52981 ("ANG-GalNAc").

[0323] The ability of AD-57927 to suppress expression of ANGPTL3 protein and to decrease the levels of triglycerides, LDL cholesterol, and total cholesterol in vivo was also assessed using a multi-dose regimen. ob/ob female mice were subcutaneously administered AD-57927 at 3 mg/kg every day for 5 days on week 1 followed by a dose of 3 mg/kg two times per week on weeks 2-4 (qd \times 5; qw \times 6). Animals were bled on days 0, 4, 8, 11, 15, 18, 22, and 25, and sacrificed on day 29. ANPTL3 protein levels were measured by ELISA. Triglycerides, LDL cholesterol, and total cholesterol were measured using an Olympus serum analyzer. As shown in FIG. 2, the maximal knockdown of ANGPTL3 protein by AD-57927 was 99%. The maximal levels of triglyceride lowering by AD-57927 was 98% (FIG. 3), the maximal LDL lowering by AD-57927 was 88% (FIG. 4), and the maximal total cholesterol lowering by AD-57927 was 64% (FIG. 5). All of the data presented in FIGS. 2-5 is relative to predose levels.

[0324] In summary, AD-57927 was demonstrated to reduce ANGPTL3 mRNA levels about 10-fold more than the parent sequence. AD-57927 was also demonstrated to

reduce ANGPTL3 in a dose responsive manner (see FIG. 1) and the efficacy of AD-57927 was further improved upon multi-dose administration resulting in greater than 95% reduction of serum ANPTL3 protein in the ob/ob mouse model of mixed hyperlipidemia. Furthermore, multi-dose administration of AD-57927 at 3 mg/kg eliminated circulating serum ANGPTL3 protein as measured by ANGPTL3 specific ELISA assay, which resulted in a >95% reduction in TGs, a >85% reduction in LDL cholesterol, and a >60% reduction in total cholesterol in the ob/ob mouse model of hyperlipidemia.

Example 3. iRNA Design, Synthesis, Selection, and In Vitro Evaluation

[0325] This Example describes methods for the design, synthesis, selection, and in vitro evaluation of additional ANGPTL3 iRNA agents.

[0326] In Vitro Screening:

[0327] Cell Culture and Transfections:

[0328] Hep3b cells (ATCC, Manassas, Va.) were grown to near confluence at 37° C. in an atmosphere of 5% CO₂ in Eagle's Minimum Essential Medium (Gibco) supplemented with 10% FBS (ATCC) before being released from the plate by trypsinization. Transfection was carried out by adding 4.9 µl of Opti-MEM plus 0.1 µl of Lipofectamine RNAiMax per well (Invitrogen, Carlsbad Calif. cat #13778-150) to 5 µl of each siRNA duplex to an individual well in a 384-well plate. The mixture was then incubated at room temperature for 20 minutes. 40 µl of complete growth media containing 5,000 Hep3b cells were then added to the siRNA mixture. Cells were incubated for 24 hrs prior to RNA purification. Single dose experiments were performed at 10 nM and 0.1 nM final duplex concentration.

[0329] Total RNA Isolation Using DYNABEADS mRNA Isolation Kit (Invitrogen, Part #: 610-12):

[0330] Cells were lysed in 7511 of Lysis/Binding Buffer containing 3 µL of beads per well and mixed for 10 minutes on an electrostatic shaker. The washing steps were automated on a Biotek EL406, using a magnetic plate support. Beads were washed (90 µL) once in Buffer A, once in Buffer

B, and twice in Buffer E, with aspiration steps in between. Following a final aspiration, complete 10 µL RT mixture was added to each well, as described below.

[0331] cDNA Synthesis Using ABI High Capacity cDNA Reverse Transcription Kit (Applied Biosystems, Foster City, Calif., Cat #4368813):

[0332] A master mix of 1 µl 10× Buffer, 0.4 µl 25×dNTPs, 1 µl Random primers, 0.5 µl Reverse Transcriptase, 0.5 µl RNase inhibitor and 6.6 µl of H₂O per reaction were added per well. Plates were sealed, agitated for 10 minutes on an electrostatic shaker, and then incubated at 37 degrees C. for 2 hours. Following this, the plates were agitated at 80 degrees C. for 8 minutes.

[0333] Real Time PCR:

[0334] 2 µl of cDNA were added to a master mix containing 0.5 µl of human GAPDH TaqMan Probe (4326317E), 0.5 µl human AngPTL3 (Hs00205581_m1), 2 µl nuclease-free water and 5 µl Lightcycler 480 probe master mix (Roche Cat #04887301001) per well in a 384 well plates (Roche cat #04887301001). Real time PCR was done in a LightCycler480 Real Time PCR system (Roche) using the ΔΔCt(RQ) assay. Each duplex was tested in at least two independent transfections, unless otherwise noted in the summary tables.

[0335] To calculate relative fold change, real time data were analyzed using the ΔΔCt method and normalized to assays performed with cells transfected with 10 nM non-specific siRNA, or mock transfected cells.

[0336] A series of ANGPTL3 iRNAs containing various chemical modifications based on the sense sequence 5'-ACAUAUUUGAUCAGUCUUUUU-3' (SEQ ID NO: 20) and the antisense sequence 5'-AAAAAGACUGAUCAAUAUGUUG-3' (SEQ ID NO: 21) were tested. The chemical modifications of the sequences are shown in Tables 2A and 2B. The results from the assays are shown in Table 3.

[0337] Additional iRNA agents targeting the ANGPTL3 gene were synthesized as described above. A detailed list of the additional modified ANGPTL3 sense and antisense strand sequences is shown in Tables 4A, 4B, 7A, and 7B and a detailed list of the unmodified ANGPTL3 sense and antisense strand sequences is shown in Tables 5 and 7C.

TABLE 2A

ANGPTL3 Modified Sequences			
Duplex Name	Sense Sequence 5' to 3'	SEQ ID NO Antisense Sequence 5' to 3'	SEQ ID NO
AD-57927	AfscsAfuAfuUfuGfAfUfcAfgUfcUfuUfuUfL96	74 asAfsaAfaGfaCfuGfaucAfaAfuAfuGfusug	170
AD-63131	ascsauuuugaUfcFagucuuuuL96	75 asAfsaAfaGfaCfuGfaucAfaAfuAfuGfusug	171
AD-63132	ascsauuuugadTdcagucuuuuL96	76 asAfsaAfaGfaCfuGfaucAfaAfuAfuGfusug	172
AD-63133	AfscsAfuAfuUfuGfAfUfcAfgUfcUfuUfuUfL96	77 asAfsaAfaGfaCfuGfaucAfaAfuAfuGfusug	173
AD-63134	ascsauaUfuUgfaUfcFagUfcUfuuuuL96	78 asAfsaaaGfacUfgaucAfaAfuauugusug	174
AD-63136	Y44AfscsAfuAfuUfuGfAfUfcAfgUfcUfuUfuUfL96	79 asAfsaAfaGfaCfuGfaucAfaAfuAfuGfusug	175
AD-63137	ascsauauUfuGfAfUfcagucUfuudTuL96	80 asAfsaAfaGfaCfuGfaucAfaAfuAfuGfusug	176
AD-63138	ascsauuuugadTcagucuuuuL96	81 asAfsaAfaGfaCfuGfaucAfaAfuAfuGfusug	177
AD-63139	AfscsAfuAfuUfuGfAfUfcAfgUfcUfuUfuUfL96	82 asAfsaAfaGfaCfugaucAfaAfuAfuGfusug	178
AD-63140	ascsauaUfuugaUfcagucuuuuL96	83 asAfsaaaGfacUfgaucAfaAfuauugusug	179

TABLE 2A-continued

ANGPTL3 Modified Sequences			
Duplex Name	Sense Sequence 5' to 3'	SEQ ID NO Antisense Sequence 5' to 3'	SEQ ID NO
AD-63142	AfscsAfuAfuUfuGfAfUfcAfgUfcUfuUfuUfL96	84 PasAfsaAfaGfaCfuGfaucAfaAfuAfuGfusug	180
AD-63143	ascsauauUfuGfAfUfcagucCfdTuuuuL96	85 asAfsaAfaGfaCfuGfaucAfaAfuAfuGfusug	181
AD-63144	ascsauauuugadTcaguc (Tgn) uuuuL96	86 asAfsaAfaGfaCfuGfaucAfaAfuAfuGfusug	182
AD-63145	AfscsAfuAfuUfuGfAfUfcAfgUfcUfuUfuUfL96	87 asAfsaAfaGfaCfuGfaucAfaAfuAfuGfusug	183
AD-63146	ascsauaUfuUgGfAfUfcAfgUfcUfuUfuUfL96	88 asAfsaaaGfacUfgaucAfaAfuauugusug	184
AD-63148	Y44AfscsAfuAfuUfuGfAfUfcAfgUfcUfuUfuUfL96	89 PasAfsaAfaGfaCfuGfaucAfaAfuAfuGfusug	185
AD-63149	ascsauauUfuGfAfUfcagucCfdTuuuuL96	90 asAfsaAfaGfaCfuGfaucAfaAfuAfuGfusug	186
AD-63150	AfscsAfuAfuUfuGfAfUfcAfgUfcUfuUfuUfL96	91 asAfsaAfaGfacUfgaucAfaAfuAfuGfusug	187
AD-63151	AfscsAfuAfuUfuGfAfUfcAfgUfcUfuUfuUfL96	92 asAfsaaaGfacUfgaucAfaAfuauugusug	188
AD-63152	ascsauaUfuUgGfAfUfcAfgUfcUfuUfuUfL96	93 asAfsaaaGfacUfgaucAfaAfuauugusug	189
AD-63153	asusAfuUfuGfAfUfcAfgUfcUfuUfuUfL96	94 PasAfsaAfaGfaCfuGfaucAfaAfuAfuGfusug	190
AD-63154	ascsauaUfuUgGfAfUfcAfgUfcUfuUfuUfL96	95 asAfsaAfaGfaCfuGfaucAfaAfuAfuGfusug	191
AD-63155	ascsauaUfuUgGfAfUfcAfgUfcUfuUfuUfL96	96 asAfsaAfaGfaCfuGfaucAfaAfuAfuGfusug	192
AD-63156	AfscsAfuAfuUfuGfAfUfcAfgUfcUfuUfuUfL96	97 asAfsaaaGfacUfgaucAfaAfuauugusug	193
AD-63157	AfscsAfuAfuUfuGfAfUfcAfgUfcUfuUfuUfL96	98 asAfsaaaGfacugaucAfaAfuauugusug	194
AD-63158	ascsauaUfuUgGfAdTCfagUfcUfuUfuUfL96	99 asAfsaaaGfacUfgaucAfaAfuauugusug	195
AD-63160	ascsauauUfuGfAfUfcagucCfdTuuuuL96	100 asAfsaAfaGfaCfuGfaucAfaAfuAfuGfusug	196
AD-63161	ascsauaUfuUgGfAfUfcagucCfdTuuuuL96	101 asAfsaAfaGfaCfuGfaucAfaAfuAfuGfusug	197
AD-63162	AfscsAfuAfuUfuGfAfUfcAfgUfcUfuUfuUfL96	102 asAfsaAfaGfaCfuGfaucAfaAfuauugusug	198
AD-63163	AfscsAfuAfuUfuGfAfUfcAfgUfcUfuUfuUfL96	103 asAfsaaaGfacUfgaucAfaAfuauugusug	199
AD-63164	ascsauaUfuUgGfAfUfcagucCfdTuuuuL96	104 asAfsaaaGfacUfgaucAfaAfuauugusug	200
AD-63165	ascsauaUfuUgGfAfUfcAfgUfcUfuUfuUfL96	105 asAfsaAfaGfaCfuGfaucAfaAfuAfuGfusug	201
AD-63166	ascsauaUfuUgGfAdCagucCfdTuuuuL96	106 asAfsaAfaGfaCfuGfaucAfaAfuAfuGfusug	202
AD-63167	AfscsAfuAfuUfuGfAfUfcAfgUfcUfuUfuUfL96	107 asAfsaaaGfacUfgaucAfaAfuauugusug	203
AD-63168	ascsauaUfuUgGfAfUfcAfgUfcUfuUfuUfL96	108 asAfsaaaGfacUfgaucAfaAfuauugusug	204
AD-63169	ascsauaUfuUgGfAfUfcagucCfdTuuuuL96	109 asAfsaaaGfacUfgaucAfaAfuauugusug	205
AD-63170	ascsAfuAfuUfuGfAfUfcAfgUfcUfuUfuUfL96	110 asAfsAfaaGfaCfuGfaucAfaAfuAfuGfusug	206
AD-63171	ascsauaUfuUgGfAfUfcagucCfdTuuuuL96	111 asAfsaAfaGfaCfuGfaucAfaAfuAfuGfusug	207
AD-63172	ascsauauuugUfdCagucCfdTuuuuL96	112 asAfsaAfaGfaCfuGfaucAfaAfuAfuGfusug	208
AD-63173	AfscsAfuAfuUfuGfAfUfcAfgUfcUfuUfuUfL96	113 asAfsaaaGfacUfgaucAfaAfuauugusug	209
AD-63174	ascsauauUfuGfAfUfcagucCfdTuuuuL96	114 asAfsaaaGfacUfgaucAfaAfuauugusug	210
AD-63175	ascsauaUfuUgGfAdCagucCfdTuuuuL96	115 asAfsaaaGfacUfgaucAfaAfuauugusug	211
AD-63176	ascsAfuAfuUfuGfAfUfcAfgUfcUfuUfuUfL96	116 asAfsAfaaGfaCfuGfaucAfaAfuAfuGfusug	212
AD-63177	AfscsAfuAfuUfuGfAfUfcAfgUfcUfuUfuUfL96	117 asAfsa (Aam) aGfaCfuGfaucAfaAfuAfuGfusug	213
AD-63179	ascsAfuAfuUfuGfAfUfcAfgUfcUfuUfuUfL96	118 asAfsAfaaGfaCfuGfaucAfaAfuAfuGfusug	214

TABLE 2A-continued

ANGPTL3 Modified Sequences			
Duplex Name	Sense Sequence 5' to 3'	SEQ ID NO Antisense Sequence 5' to 3'	SEQ ID NO
AD-63180	AfscsAfuAfuUfuGfAfUfcAfgUfcUfuUfuUfL96	119 as (Aams) aAfaGfaCfuGfaucAfaAfu (Aam) uGfusug	215
AD-63181	ascsAfuAfuUfuGfAfUfcAfgUfcUfuUfuUfL96	120 asAfsAfAfaGfaCfuGfaucAfaAfuAfugusug	216
AD-63182	AfscsAfuAfuUfuGfAfUfcAfgUfcUfuUfuUfL96	121 asAfsa (Aam) aGfaCfuGfaucAfaAfu (Aam) uGfusug	217
AD-63183	AfscsAfuAfuUfuGfAfUfcAfgUfcUfuUfuUfL96	122 asasaAfaGfaCfuGfaucAfaAfuAfuGfusug	218
AD-63185	AfscsAfuAfuUfuGfAfUfcAfgUfcUfuUfuUfL96	123 asAfsaAfaGfaCfuGfaucAfaAfuAfuGfusug	219
AD-63186	AfscsAfuAfuUfuGfAfUfcAfgUfcUfuUfuUfL96	124 asAfsaAfaGfaCfuGfaucAfaAfuAfuGfusug	220
AD-63187	AfscsAfuAfuUfuGfAfUfcAfgUfcUfuUfuUfL96	125 asAfsaAfaGfaCfuGfaucAfaAfuAfuGfusug	221
AD-63188	AfscsAfuAfuUfuGfAfUfcAfgUfcUfuUfuUfL96	126 as (Aams) aAfaGfaCfuGfaucAfaAfuAfuGfusug	222
AD-64744	ascsauuuugadTcagucdTuuuuL96	127 asAfsaAfaGfaCfuGfaucAfaAfuAfuGfusug	223
AD-64745	AfscsAfuAfuUfuGfAfUfcAfgUfcUfuUfuUfL96	128 asAfsaaaGfacuGfaucAfaauaugusug	224
AD-64746	AfscsAfuAfuUfuGfAfUfcAfgUfcUfuUfuUfL96	129 asdAsaaagacugaucdAadAuaugusug	225
AD-64747	ascsauuuuGfaUfcagUfcuuUfuL96	130 asAfsaaaGfacuGfaucAfaAfuauaugusug	226
AD-64748	ascsauuuugadTcagucdAuuuuL96	131 asdAsaaagacudGaucdAaauaugusug	227
AD-64749	ascsauuuuGfaUfcagUfcuuUfuL96	132 asAfsaAfaGfaCfuGfaucAfaAfuAfuGfusug	228
AD-64750	ascsauuuugadTdCagucdTuuuuL96	133 asAfsaAfaGfaCfuGfaucAfaAfuAfuGfusug	229
AD-64751	AfscsAfuAfuUfuGfAfUfcAfgUfcUfuUfuUfL96	134 asdAsaaadGacudGaucdAaauaugusug	230
AD-64752	ascsauuuuGfaUfcagUfcuuuuL96	135 asAfsaaaGfacuGfaucAfaAfuauaugusug	231
AD-64753	ascsauuuugadTcagucdAuuuuL96	136 asdAsaaadGacugaucdAaauaugusug	232
AD-64754	ascsauuuuGfaUfcagUfcuuuuL96	137 asAfsaAfaGfaCfuGfaucAfaAfuAfuGfusug	233
AD-64755	ascsauuuugadTdCagucdCuuuuL96	138 asAfsaAfaGfaCfuGfaucAfaAfuAfuGfusug	234
AD-64756	AfscsAfuAfuUfuGfAfUfcAfgUfcUfuUfuUfL96	139 asAfsaaagacugaucAfaauaugusug	235
AD-64757	AfscsAfuAfuUfuGfAfUfcAfgUfcUfuUfuUfL96	140 asAfsaaagacudGaucdAaauaugusug	236
AD-64758	ascsauuuuGfaUfcagUfcuuUfuL96	141 asAfsaaaGfacUfGfaucAfaAfuauaugusug	237
AD-64759	ascsauuuugadTcagucdAuuuuL96	142 asdAsaaadGacudGaucdAaauaugusug	238
AD-64760	ascsauuuuuadTcagucuuuuL96	143 asAfsaAfaGfaCfuGfaucAfaAfuAfuGfusug	239
AD-64761	ascsauuuugadTcagucdGuuuuL96	144 asAfsaAfaGfaCfuGfaucAfaAfuAfuGfusug	240
AD-64762	AfscsAfuAfuUfuGfAfUfcAfgUfcUfuUfuUfL96	145 asdAsaaagacugaucdAaauaugusug	241
AD-64763	AfscsAfuAfuUfuGfAfUfcAfgUfcUfuUfuUfL96	146 asdAsaaagacudGaucAaauaugusug	242
AD-64764	ascsauuuuGfaUfcagUfcuuuuL96	147 asAfsaaaGfacUfGfaucAfaAfuauaugusug	243
AD-64765	ascsauuuuugaUcaguc (Tgn) uuuuL96	148 asdAsaaagacudGaucdAaauaugusug	244
AD-64766	ascsauuuugadTcagu (Cgn) uuuuL96	149 asAfsaAfaGfaCfuGfaucAfaAfuAfuGfusug	245
AD-64767	ascsauuuugadTcagucdCuuuuL96	150 asAfsaAfaGfaCfuGfaucAfaAfuAfuGfusug	246
AD-64768	AfscsAfuAfuUfuGfAfUfcAfgUfcUfuUfuUfL96	151 asasaaagacudGaucdAaauaugusug	247
AD-64769	AfscsAfuAfuUfuGfAfUfcAfgUfcUfuUfuUfL96	152 asAfsaaagacudGaucAaauaugusug	248
AD-64770	ascsauuuugadTcaguc (Tgn) uuuuL96	153 asdAsaaagacudGaucdAaauaugusug	249
AD-64771	ascsauuuuugaUcaguc (Tgn) uuuuL96	154 asdAsaaadGacugaucdAaauaugusug	250

TABLE 2A-continued

ANGPTL3 Modified Sequences			
Duplex Name	Sense Sequence 5' to 3'	SEQ ID NO Antisense Sequence 5' to 3'	SEQ ID NO
AD-64772	ascsauuuugadTcagucdAuuuuL96	155 asAfsaAfaGfaCfuGfaucAfaAfuAfuGfusug	251
AD-64773	AfscsAfuAfuUfuGfAfUfcAfgUfcUfuUfuUfL96	156 asasaaadGacugaucdAaaauaugusug	252
AD-64774	AfscsAfuAfuUfuGfAfUfcAfgUfcUfuUfuUfL96	157 asAsaaadGacugaucAaaauaugusug	253
AD-64775	ascsauuuugadTcaguc (Tgn) uuuuL96	158 asdAsaaadGacugaucdAaaauaugusug	254
AD-64776	ascsauuuugaUcaguc (Tgn) uuuuL96	159 asdAsaaadGacudGaucdAaaauaugusug	255
AD-64777	ascsauuuugadTcagucu (Tgn) uuuL96	160 asAfsaAfaGfaCfuGfaucAfaAfuAfuGfusug	256
AD-64778	AfscsAfuAfuUfuGfAfUfcAfgUfcUfuUfuUfL96	161 asAfsaaaGfacuGfaucAfaAfuauugusug	257
AD-64779	AfscsAfuAfuUfuGfAfUfcAfgUfcUfuUfuUfL96	162 asdAsaaagacudGaucdAaaauaugusug	258
AD-64780	AfscsAfuAfuUfuGfAfUfcAfgUfcUfuUfuUfL96	163 PasdAsaaagacudGaucdAaaauaugusug	259
AD-64781	ascsauuuugadTcaguc (Tgn) uuuuL96	164 asdAsaaadGacudGaucdAaaauaugusug	260
AD-64782	ascsauuuugaUcaguc (Tgn) uuuuL96	165 asAfsaAfaGfaCfuGfaucAfaAfuAfuGfusug	261
AD-64783	AfscsAfuAfuUfuGfAfUfcAfgUfcUfuUfuUfL96	166 asAfsaaaGfacUfGfaucAfaAfuauugusug	262
AD-64784	AfscsAfuAfuUfuGfAfUfcAfgUfcUfuUfuUfL96	167 asdAsaaadGacugaucdAaaauaugusug	263
AD-64785	AfscsAfuAfuUfuGfAfUfcAfgUfcUfuUfuUfL96	168 PasasaaagacudGaucdAaaauaugusug	264
AD-64786	ascsauuuugadTcaguc (Tgn) uuuuL96	169 PasdAsaaagacudGaucdAaaauaugusug	265

TABLE 2B

ANGPTL3 Modified Sequences			
Duplex Name	Sense Sequence 5' to 3'	SEQ ID NO Antisense Sequence 5' to 3'	SEQ ID NO
AD-57927	AfscsAfuAfuUfuGfAfUfcAfgUfcUfuUfuUf	74 asAfsaAfaGfaCfuGfaucAfaAfuAfuGfusug	170
AD-63131	ascsauuuugaUfCfagucuuuuu	75 asAfsaAfaGfaCfuGfaucAfaAfuAfuGfusug	171
AD-63132	ascsauuuugadTdCagucuuuuu	76 asAfsaAfaGfaCfuGfaucAfaAfuAfuGfusug	172
AD-63133	AfscsAfuAfuUfuGfAfUfcAfgUfcUfuUfuUf	77 asAfsaAfagaCfuGfaucAfaAfuAfugusug	173
AD-63134	ascsauUfuuGfaUfCfagUfCfuuuuu	78 asAfsaaaGfacUfGfaucAfaAfuauugusug	174
AD-63136	Y44AfscsAfuAfuUfuGfAfUfcAfgUfcUfuUfuUf	79 asAfsaAfaGfaCfuGfaucAfaAfuAfuGfusug	175
AD-63137	ascsauuUfuGfAfUfcagucfuudTuu	80 asAfsaAfaGfaCfuGfaucAfaAfuAfuGfusug	176
AD-63138	ascsauuuugadTcagucuuuuu	81 asAfsaAfaGfaCfuGfaucAfaAfuAfuGfusug	177
AD-63139	AfscsAfuAfuUfuGfAfUfcAfgUfcUfuUfuUf	82 asAfsaAfagaCfugaucAfaAfuAfugusug	178
AD-63140	ascsauUfuugaUfCagucuuuuu	83 asAfsaaaGfacUfGfaucAfaAfuauugusug	179
AD-63142	AfscsAfuAfuUfuGfAfUfcAfgUfcUfuUfuUf	84 PasAfsaAfaGfaCfuGfaucAfaAfuAfuGfusug	180
AD-63143	ascsauuUfuGfAfUfcagucfdTuuuu	85 asAfsaAfaGfaCfuGfaucAfaAfuAfuGfusug	181
AD-63144	ascsauuuugadTcaguc (Tgn) uuuu	86 asAfsaAfaGfaCfuGfaucAfaAfuAfuGfusug	182
AD-63145	AfscsAfuAfuUfuGfAfUfcAfgUfcUfuUfuUf	87 asAfsaAfagacuGfaucAfaAfuAfugusug	183
AD-63146	ascsauUfuuGfaUfCfagUfCfuudTuu	88 asAfsaaaGfacUfGfaucAfaAfuauugusug	184

TABLE 2B-continued

ANGPTL3 Modified Sequences			
Duplex Name	Sense Sequence 5' to 3'	SEQ ID NO Antisense Sequence 5' to 3'	SEQ ID NO
AD-63148	Y44AfscsAfuAfuUfuGfAfUfcAfgUfcUfuUfuUf	89 PasAfsaAfaGfaCfuGfaucAfaAfuAfuGfusug	185
AD-63149	ascsauauUfuGfAfUfcAfgUfcUfuUfuUf	90 asAfsaAfaGfaCfuGfaucAfaAfuAfuGfusug	186
AD-63150	AfscsAfuAfuUfuGfAfUfcAfgUfcUfuUfuUf	91 asAfsaAfaGfacUgfaucAfaAfuAfuGfusug	187
AD-63151	AfscsAfuAfuUfuGfAfUfcAfgUfcUfuUfuUf	92 asAfsaaaGfacUfgaucAfaAfuauugusug	188
AD-63152	ascsauaUfuUgfaUfcAfgUfcUfuUfuUf	93 asAfsaaaGfacUfgaucAfaAfuauugusug	189
AD-63153	asusAfuUfuGfAfUfcAfgUfcUfuUfuUf	94 PasAfsaAfaGfaCfuGfaucAfaAfuAfuGfusug	190
AD-63154	ascsauaUfuUgfaUfcAfgUfcUfuUfuUf	95 asAfsaAfaGfaCfuGfaucAfaAfuAfuGfusug	191
AD-63155	ascsauaUfuugaUfcagucUfuUfuUf	96 asAfsaAfaGfaCfuGfaucAfaAfuAfuGfusug	192
AD-63156	AfscsAfuAfuUfuGfAfUfcAfgUfcUfuUfuUf	97 asAfsaaaGfaCfuGfaucAfaAfuauGfusug	193
AD-63157	AfscsAfuAfuUfuGfAfUfcAfgUfcUfuUfuUf	98 asAfsaaaGfacugaucAfaAfuauugusug	194
AD-63158	ascsauaUfuUgfaUfcAfgUfcUfuUfuUf	99 asAfsaaaGfacUfgaucAfaAfuauugusug	195
AD-63160	ascsauauUfuGfAfUfcAfgUfcUfuUfuUf	100 asAfsaAfaGfaCfuGfaucAfaAfuAfuGfusug	196
AD-63161	ascsauaUfuugaUfcagucUfuUfuUf	101 asAfsaAfaGfaCfuGfaucAfaAfuAfuGfusug	197
AD-63162	AfscsAfuAfuUfuGfAfUfcAfgUfcUfuUfuUf	102 asAfsaAfaGfaCfuGfaucAfaAfuauugusug	198
AD-63163	AfscsAfuAfuUfuGfAfUfcAfgUfcUfuUfuUf	103 asAfsaaaGfaCfuGfaucAfaAfuauugusug	199
AD-63164	ascsauaUfuugaUfcagucUfuUfuUf	104 asAfsaaaGfacUfgaucAfaAfuauugusug	200
AD-63165	ascsauaUfuUgfaUfcAfgUfcUfuUfuUf	105 asAfsaAfaGfaCfuGfaucAfaAfuAfuGfusug	201
AD-63166	ascsauaUfuugaUfdCagucUfuUfuUf	106 asAfsaAfaGfaCfuGfaucAfaAfuAfuGfusug	202
AD-63167	AfscsAfuAfuUfuGfAfUfcAfgUfcUfuUfuUf	107 asAfsaaaGfacUgfaucAfaAfuauGfusug	203
AD-63168	ascsauaUfuUgfaUfcAfgUfcUfuUfuUf	108 asAfsaaaGfacUfgaucAfaAfuauugusug	204
AD-63169	ascsauaUfuugaUfcagucUfuUfuUf	109 asAfsaaaGfacUfgaucAfaAfuauugusug	205
AD-63170	ascsAfuAfuUfuGfAfUfcAfgUfcUfuUfuUf	110 asAfsAfaaGfaCfuGfaucAfaAfuAfuGfusug	206
AD-63171	ascsauaUfuugaUfcagucUfuUfuUf	111 asAfsaAfaGfaCfuGfaucAfaAfuAfuGfusug	207
AD-63172	ascsauauugaUfdCagucUfuUfuUf	112 asAfsaAfaGfaCfuGfaucAfaAfuAfuGfusug	208
AD-63173	AfscsAfuAfuUfuGfAfUfcAfgUfcUfuUfuUf	113 asAfsaaaGfaCfuGfaucAfaAfuauugusug	209
AD-63174	ascsauauUfuGfAfUfcAfgUfcUfuUfuUf	114 asAfsaaaGfacUfgaucAfaAfuauugusug	210
AD-63175	ascsauaUfuugaUfdCagucUfuUfuUf	115 asAfsaaaGfacUfgaucAfaAfuauugusug	211
AD-63176	ascsAfuAfuUfuGfAfUfcAfgUfcUfuUfuUf	116 asAfsAfaAfaGfaCfuGfaucAfaAfuAfuGfusug	212
AD-63177	AfscsAfuAfuUfuGfAfUfcAfgUfcUfuUfuUf	117 asAfsa (Aam) aGfaCfuGfaucAfaAfuAfuGfusug	213
AD-63179	ascsAfuAfuUfuGfAfUfcAfgUfcUfuUfuUf	118 asAfsAfaaGfaCfuGfaucAfaAfuAfuGfusug	214
AD-63180	AfscsAfuAfuUfuGfAfUfcAfgUfcUfuUfuUf	119 as (Aams) aAfaGfaCfuGfaucAfaAfu (Aam) uGfusug	215
AD-63181	ascsAfuAfuUfuGfAfUfcAfgUfcUfuUfuUf	120 asAfsAfaAfaGfaCfuGfaucAfaAfuAfuGfusug	216
AD-63182	AfscsAfuAfuUfuGfAfUfcAfgUfcUfuUfuUf	121 asAfsa (Aam) aGfaCfuGfaucAfaAfu (Aam) uGfusug	217
AD-63183	AfscsAfuAfuUfuGfAfUfcAfgUfcUfuUfuUf	122 asasaAfaGfaCfuGfaucAfaAfuAfuGfusug	218
AD-63185	AfscsAfuAfuUfuGfAfUfcAfgUfcUfuUfuUf	123 asAfsaAfaGfaCfuGfaucAfaAfuAfuGfusug	219

TABLE 2B-continued

ANGPTL3 Modified Sequences				
Duplex Name	Sense Sequence 5' to 3'	SEQ ID NO	Antisense Sequence 5' to 3'	SEQ ID NO
AD-63186	AfscsAfuAfuUfuGfAfUfcAfgUfcUfuUfuUf	124	asAfsaAfaGfaCfuGfaucAaAfuAfuGfusug	220
AD-63187	AfscsAfuAfuUfuGfAfUfcAfgUfcUfuUfuUf	125	asAfsaAfaGfaCfuGfaucAfaAfuAfuGfusug	221
AD-63188	AfscsAfuAfuUfuGfAfUfcAfgUfcUfuUfuUf	126	as (Aams) aAfaGfaCfuGfaucAfaAfuAfuGfusug	222
AD-64744	ascsauuuugadTcagucdTuuuu	127	asAfsaAfaGfaCfuGfaucAfaAfuAfuGfusug	223
AD-64745	AfscsAfuAfuUfuGfAfUfcAfgUfcUfuUfuUf	128	asAfsaaaGfacuGfaucAfaauaugusug	224
AD-64746	AfscsAfuAfuUfuGfAfUfcAfgUfcUfuUfuUf	129	asdAsaaagacugaucdAadAuaugusug	225
AD-64747	ascsauuuuGfaUfcagUfcuuUfuu	130	asAfsaaaGfacuGfaucAfaAfuauaugusug	226
AD-64748	ascsauuuugadTcagucdAuuuu	131	asdAsaaagacudGaucdAaauaugusug	227
AD-64749	ascsauuuuGfaUfcagUfcuuUfuu	132	asAfsaAfaGfaCfuGfaucAfaAfuAfuGfusug	228
AD-64750	ascsauuuugadTdCagucdTuuuu	133	asAfsaAfaGfaCfuGfaucAfaAfuAfuGfusug	229
AD-64751	AfscsAfuAfuUfuGfAfUfcAfgUfcUfuUfuUf	134	asdAsaadGacudGaucdAaauaugusug	230
AD-64752	ascsauuuuGfaUfcagUfcuuuuu	135	asAfsaaaGfacuGfaucAfaAfuauaugusug	231
AD-64753	ascsauuuugadTcagucdAuuuu	136	asdAsaadGacugaucdAaauaugusug	232
AD-64754	ascsauuuuGfaUfcagUfcuuuuu	137	asAfsaAfaGfaCfuGfaucAfaAfuAfuGfusug	233
AD-64755	ascsauuuugadTdCagucdCuuuu	138	asAfsaAfaGfaCfuGfaucAfaAfuAfuGfusug	234
AD-64756	AfscsAfuAfuUfuGfAfUfcAfgUfcUfuUfuUf	139	asAfsaaagacugaucAfaauaugusug	235
AD-64757	AfscsAfuAfuUfuGfAfUfcAfgUfcUfuUfuUf	140	asAfsaaagacudGaucdAaauaugusug	236
AD-64758	ascsauuuuGfaUfcagUfcuuUfuu	141	asAfsaaaGfacUfGfaucAfaAfuauaugusug	237
AD-64759	ascsauuuugadTcagucdAuuuu	142	asdAsaadGacudGaucdAaauaugusug	238
AD-64760	ascsauuuuuadTcagucuuuuu	143	asAfsaAfaGfaCfuGfaucAfaAfuAfuGfusug	239
AD-64761	ascsauuuugadTcagucdGuuuu	144	asAfsaAfaGfaCfuGfaucAfaAfuAfuGfusug	240
AD-64762	AfscsAfuAfuUfuGfAfUfcAfgUfcUfuUfuUf	145	asdAsaaagacugaucdAaauaugusug	241
AD-64763	AfscsAfuAfuUfuGfAfUfcAfgUfcUfuUfuUf	146	asdAsaaagacudGaucAaauaugusug	242
AD-64764	ascsauuuuGfaUfcagUfcuuuuu	147	asAfsaaaGfacUfGfaucAfaAfuauaugusug	243
AD-64765	ascsauuuugaUcaguc (Tgn) uuuu	148	asdAsaaagacudGaucdAaauaugusug	244
AD-64766	ascsauuuugadTcagu (Cgn) uuuuu	149	asAfsaAfaGfaCfuGfaucAfaAfuAfuGfusug	245
AD-64767	ascsauuuugadTcagucdCuuuu	150	asAfsaAfaGfaCfuGfaucAfaAfuAfuGfusug	246
AD-64768	AfscsAfuAfuUfuGfAfUfcAfgUfcUfuUfuUf	151	asasaaagacudGaucdAaauaugusug	247
AD-64769	AfscsAfuAfuUfuGfAfUfcAfgUfcUfuUfuUf	152	asAsaaagacudGaucAaauaugusug	248
AD-64770	ascsauuuugadTcaguc (Tgn) uuuu	153	asdAsaaagacudGaucdAaauaugusug	249
AD-64771	ascsauuuugaUcaguc (Tgn) uuuu	154	asdAsaadGacugaucdAaauaugusug	250
AD-64772	ascsauuuugadTcagucdAuuuu	155	asAfsaAfaGfaCfuGfaucAfaAfuAfuGfusug	251
AD-64773	AfscsAfuAfuUfuGfAfUfcAfgUfcUfuUfuUf	156	asasaaadGacugaucdAaauaugusug	252
AD-64774	AfscsAfuAfuUfuGfAfUfcAfgUfcUfuUfuUf	157	asAsaaadGacugaucAaauaugusug	253
AD-64775	ascsauuuugadTcaguc (Tgn) uuuu	158	asdAsaadGacugaucdAaauaugusug	254
AD-64776	ascsauuuugaUcaguc (Tgn) uuuu	159	asdAsaadGacudGaucdAaauaugusug	255

TABLE 2B-continued

ANGPTL3 Modified Sequences				
Duplex Name	Sense Sequence 5' to 3'	SEQ ID NO	Antisense Sequence 5' to 3'	SEQ ID NO
AD-64777	ascsauuuugadTcagucu (Tgn) uuu	160	asAfsaAfaGfaCfuGfaucAfaAfuAfuGfusug	256
AD-64778	AfscsAfuAfuUfuGfAfUfcAfgUfcUfuUfuUf	161	asAfsaaaGfacuGfaucAfaAfuauugusug	257
AD-64779	AfscsAfuAfuUfuGfAfUfcAfgUfcUfuUfuUf	162	asdAsaaagacudGaucdAaaauaugusug	258
AD-64780	AfscsAfuAfuUfuGfAfUfcAfgUfcUfuUfuUf	163	PasdAsaaagacudGaucdAaaauaugusug	259
AD-64781	ascsauuuugadTcaguc (Tgn) uuuu	164	asdAsaadGacudGaucdAaaauaugusug	260
AD-64782	ascsauuuugaUcaguc (Tgn) uuuu	165	asAfsaAfaGfaCfuGfaucAfaAfuAfuGfusug	261
AD-64783	AfscsAfuAfuUfuGfAfUfcAfgUfcUfuUfuUf	166	asAfsaaaGfacUfGfaucAfaAfuauugusug	262
AD-64784	AfscsAfuAfuUfuGfAfUfcAfgUfcUfuUfuUf	167	asdAsaadGacugaucdAaaauaugusug	263
AD-64785	AfscsAfuAfuUfuGfAfUfcAfgUfcUfuUfuUf	168	PasasaaagacudGaucdAaaauaugusug	264
AD-64786	ascsauuuugadTcaguc (Tgn) uuuu	169	PasdAsaaagacudGaucdAaaauaugusug	265

TABLE 3

AngPTL3 Single Dose Screen in Hep3B cells.
Data are expressed as percent message remaining relative to AD-1955 non-targeting control.

Duple Name	10 nM AVG	0.1 nM AVG	10 nM STDEV	0.1 nM STDEV
AD-57927	3.9	4.3	1.9	1.0
AD-63131	14.3	15.6	7.7	6.0
AD-63132	12.5	10.6	2.3	3.0
AD-63133	8.6	7.5	1.4	1.9
AD-63134	17.3	15.9	2.8	1.9
AD-63136	2.7	4.3	0.9	1.4
AD-63137	2.9	3.4	0.9	0.7
AD-63138	13.6	18.8	3.9	3.9
AD-63139	7.5	9.0	2.6	1.7
AD-63140	13.0	15.0	8.6	6.7
AD-63142	3.2	3.9	0.7	0.4
AD-63143	5.3	4.6	2.3	2.2
AD-63144	5.6	6.6	2.9	3.0
AD-63145	7.3	6.6	1.8	0.9
AD-63146	17.5	14.5	2.5	4.6
AD-63148	2.9	3.1	1.4	2.2
AD-63149	6.3	7.2	2.1	1.4
AD-63150	4.8	6.5	1.9	2.5
AD-63151	4.7	4.7	2.3	2.9
AD-63152	10.3	12.2	2.0	1.5
AD-63153	5.1	4.9	1.9	2.4
AD-63154	9.4	7.9	3.7	3.0
AD-63155	13.4	13.2	5.1	4.3
AD-63156	3.3	4.4	1.1	1.4
AD-63157	2.6	4.4	2.1	1.8
AD-63158	16.7	23.9	8.7	7.2
AD-63160	3.5	3.7	1.9	1.2
AD-63161	11.7	12.6	5.7	1.2
AD-63162	3.9	6.2	1.2	1.5
AD-63163	3.7	3.6	2.5	1.7
AD-63164	11.3	13.6	8.2	5.0
AD-63165	12.5	13.3	3.7	5.2
AD-63166	8.8	13.6	5.2	9.4
AD-63167	3.3	2.8	1.2	0.9
AD-63168	7.3	9.0	6.0	5.0
AD-63169	10.8	12.1	8.7	7.2
AD-63170	3.7	3.8	1.1	0.9
AD-63171	12.5	16.4	6.9	2.6

TABLE 3-continued

AngPTL3 Single Dose Screen in Hep3B cells.
Data are expressed as percent message remaining relative to AD-1955 non-targeting control.

Duple Name	10 nM AVG	0.1 nM AVG	10 nM STDEV	0.1 nM STDEV
AD-63172	8.7	10.1	7.2	4.7
AD-63173	3.0	3.6	1.3	2.5
AD-63174	2.8	3.7	1.5	1.6
AD-63175	5.2	3.4	2.8	2.6
AD-63176	3.3	4.2	0.9	0.4
AD-63177	5.3	7.3	2.3	0.6
AD-63179	3.0	4.0	0.9	0.9
AD-63180	66.8	92.2	22.2	13.5
AD-63181	4.8	5.4	1.9	1.0
AD-63182	14.7	23.1	4.7	6.4
AD-63183	11.8	14.3	5.5	4.7
AD-63185	7.9	8.8	0.7	2.8
AD-63186	57.6	72.0	12.1	15.7
AD-63187	9.8	14.1	4.8	2.8
AD-63188	30.9	49.8	20.7	8.3
AD-64744	16.6	57.4	1.4	9.8
AD-64745	12.0	58.3	2.2	17.5
AD-64746	67.3	99.4	6.1	14.5
AD-64747	18.0	65.1	2.5	2.2
AD-64748	69.0	87.2	5.2	5.6
AD-64749	16.4	70.5	5.0	11.2
AD-64750	12.3	44.3	4.6	7.0
AD-64751	57.9	87.5	7.5	7.4
AD-64752	18.7	54.1	4.0	16.1
AD-64753	57.6	81.9	5.1	4.4
AD-64754	21.2	72.3	2.4	6.7
AD-64755	9.0	32.7	2.3	9.1
AD-64756	17.2	53.7	3.9	7.9
AD-64757	89.0	92.0	4.4	5.8
AD-64758	23.5	66.1	10.9	4.9
AD-64759	61.6	80.3	6.9	5.7
AD-64760	8.7	50.0	3.6	5.7
AD-64761	12.7	36.7	5.7	6.4
AD-64762	107.7	98.0	9.1	10.9
AD-64763	72.8	84.8	6.0	9.7
AD-64764	21.7	57.5	7.8	6.3
AD-64765	67.9	80.2	7.5	3.0
AD-64766	11.3	38.8	5.4	11.3

TABLE 3-continued

AngPTL3 Single Dose Screen in Hep3B cells. Data are expressed as percent message remaining relative to AD-1955 non-targeting control.				
Duple Name	10 nM AVG	0.1 nM AVG	10 nM STDEV	0.1 nM STDEV
AD-64767	13.2	39.0	5.8	9.5
AD-64768	74.3	102.3	6.5	9.2
AD-64769	57.1	86.9	5.4	1.1
AD-64770	68.5	78.2	3.2	9.0
AD-64771	45.4	68.5	2.0	8.3
AD-64772	11.8	50.0	2.7	1.7
AD-64773	53.8	98.1	1.3	8.6
AD-64774	43.2	82.4	7.2	8.1
AD-64775	42.9	78.7	1.4	13.8
AD-64776	52.6	70.1	2.9	4.3
AD-64777	19.8	65.8	3.7	6.8

TABLE 3-continued

AngPTL3 Single Dose Screen in Hep3B cells. Data are expressed as percent message remaining relative to AD-1955 non-targeting control.				
Duple Name	10 nM AVG	0.1 nM AVG	10 nM STDEV	0.1 nM STDEV
AD-64778	7.9	34.7	2.2	9.6
AD-64779	66.9	86.3	7.3	7.9
AD-64780	78.8	89.0	7.8	5.1
AD-64781	54.6	82.1	12.9	11.2
AD-64782	9.2	56.1	5.0	18.3
AD-64783	8.0	35.7	1.4	8.5
AD-64784	52.6	80.3	4.4	6.1
AD-64785	92.4	93.9	9.8	4.3
AD-64786	83.4	85.4	8.4	7.5

TABLE 4A

Additional Modified ANGPTL3 RNAi Agents.			
Duplex name	Modified Sense Sequence 5' to 3'	SEQ ID NO Modified Antisense Sequence 5' to 3'	SEQ ID NO
AD-62865	UfsgsUfcAfcUfuGfAfaFcUfcAfaCfuCfaAfL96	266 usUfsgAfgUfuGfaGfuucAfaGfuGfaCfasusa	278
AD-66916	asascuaaCfuAfAfCfuuaauucuaaL96	267 usUfsugaAfuUfAfaguuAfgUfuaguusgsc	279
AD-66917	uscsacaaUfuAfAfGfcuccuucuuuL96	268 asAfsagaAfgGfAfgcuuAfaUfugugasasc	280
AD-66918	gsasgcaaCfuAfAfCfuaacuaauuL96	269 asAfsuaaAfgUfUfaguuAfgUfgcucsusu	281
AD-66919	ususauugUfuCfCfUfcuaguuauuuL96	270 asAfsauaAfcUfAfgaggAfaCfaauaasasa	282
AD-66920	asusaaagCfuCfCfUfucuuuuuuL96	271 asAfsuaaAfaAfgaagAfgCfuuaaususg	283
AD-66921	usgsucacUfuGfAfaFcucaacucaaL96	272 usUfsgagUfuGfAfguucAfaGfugacasusa	284
AD-66922	gsasauauGfuCfAfCfuugaacuaaL96	273 usUfsgagUfuCfAfagugAfcAfuauucsusu	285
AD-66923	ascsauauUfuGfAfaFcagucuuuuL96	274 asAfsaaaGfaCfUfgaucAfaAfuauugusug	286
AD-66924	csasacauAfuUfUfGfaucagucuuuL96	275 asAfsagaCfuGfAfucaaAfaUfuguugsasg	287
AD-66925	csusccauAfgUfGfAfaagcaauucuaaL96	276 usUfsagaUfuGfCfuucaCfuAfggagsusa	288
AD-66925	ascsauauUfuGfAfaFcagucuuuuL96	277 asAfsaaaGfacugaucAfaAfuauugusug	289

TABLE 4B

Additional Modified ANGPTL3 RNAi Agents.			
Duplex name	Modified Sense Sequence 5' to 3'	SEQ ID NO Modified Antisense Sequence 5' to 3'	SEQ ID NO
AD-62865	UfsgsUfcAfcUfuGfAfaFcUfcAfaCfuCfaAf	266 usUfsgAfgUfuGfaGfuucAfaGfuGfaCfasusa	278
AD-66916	asascuaaCfuAfAfCfuuaauucuaa	267 usUfsugaAfuUfAfaguuAfgUfuaguusgsc	279
AD-66917	uscsacaaUfuAfAfGfcuccuucuuu	268 asAfsagaAfgGfAfgcuuAfaUfugugasasc	280
AD-66918	gsasgcaaCfuAfAfCfuaacuaauu	269 asAfsuaaAfgUfUfaguuAfgUfgcucsusu	281
AD-66919	ususauugUfuCfCfUfcuaguuaauu	270 asAfsauaAfcUfAfgaggAfaCfaauaasasa	282
AD-66920	asusaaagCfuCfCfUfucuuuuuu	271 asAfsuaaAfaAfgaagAfgCfuuaaususg	283
AD-66921	usgsucacUfuGfAfaFcucaacucaa	272 usUfsgagUfuGfAfguucAfaGfugacasusa	284
AD-66922	gsasauauGfuCfAfCfuugaacuaa	273 usUfsgagUfuCfAfagugAfcAfuauucsusu	285

TABLE 4B-continued

Additional Modified ANGPTL3 RNAi Agents.				
Duplex name	Modified Sense Sequence 5' to 3'	SEQ ID		SEQ ID NO
		NO	Modified Antisense Sequence 5' to 3'	
AD-66923	ascsaauUfuGfAfUfcagucuuuuu	274	asAfsaaaGfAcFufgaucAfaAfuugusug	286
AD-66924	csasacauAfuUfUfGfaucagucuuu	275	asAfsagaCfuGfAfucaAfuAfuguugsag	287
AD-66925	csusccauAfgUfGfAfagcaaucaaa	276	usUfsagaUfuGfCfuucaCfuAfuggagsusa	288
AD-65695	ascsaauUfuGfAfUfcagucuuuuu	277	asAfsaaaGfacugaucAfaAfuugusug	289

TABLE 5

Additional Unmodified ANGPTL3 RNAi Agents.				
Duplex name	Unmodified Sense Sequence 5' to 3'	SEQ ID		5' Position of Antisense Strand in NM_014495.3
		NO	Unmodified Antisense Sequence 5' to 3'	
AD-62865	UGUCACUUGAACUCAACUCAA	290	UUGAGUUGAGUUCAGUGACAU	425
AD-66916	AACUAACUAAUUAUUCAA	291	UUUGAAUUAAGUUAGUUAGUUGC	509
AD-66917	UCACAUUUAGCUCUUCUUU	292	AAAGAAGGAGCUAAUUGUGAAC	83
AD-66918	GAGCAACUAACUAAUUAUU	293	AAUUAAGUUAGUUAGUUGCUCUU	505
AD-66919	UUUAGUUCUAGUUUUUU	294	AAUUAACUAGAGGAAUUAUU	104
AD-66920	AUUUAGUUCUUCUUUUUU	295	AAUUAUUUAAGUUCUAAUUG	88
AD-66921	UGUCACUUGAACUCAACUCAA	296	UUGAGUUGAGUUCAGUGACAU	424
AD-66922	GAAUAUGUCACUUGAACUCAA	297	UUGAGUUCAGUGACAUUUCUU	420
AD-66923	ACAUAUUUAGUUCAGUUCUUU	298	AAAAAGACUGAUCAAUUAUGUUG	305
AD-66924	CAACAUAUUUAGUUCAGUUCUU	299	AAAGACUGAUCAAUUAUGUUGAG	303
AD-66925	CUCUAUUGUAGUUCAGUUCUU	300	UUAGAUUGUUCUUCUUAUGGAGUA	1041
AD-65695	ACAUAUUUAGUUCAGUUCUUU	301	AAAAAGACUGAUCAAUUAUGUUG	305

Example 4. In Vivo ANGPTL3 Silencing in Wild-Type Mice

[0338] The in vivo efficacy and duration of a subset of the additional agents described above was assessed in wild-type (C57BL/6) mice. Six to eight week-old female mice were subcutaneously administered a single 3 mg/kg dose of the agents and the level of mouse ANGPTL3 was determined in the serum of the animals pre-dose, day 0, and on days 4, 10, 17, 27, 38, and 52 post-dose. Three mice per group were used for these assays. ANGPTL3 levels were assayed utilizing an ELISA assay, R&D Systems Mouse Angiopoietin-Like 3 Quantikine ELISA Kit (catalog number MANL30).

[0339] The results of these assays are provided in FIGS. 6A and 6B. As demonstrated in FIG. 6A, all of the agents potently and durably inhibit ANGPTL3 expression and reach a nadir at about day 4 post-administration. As demonstrated in FIG. 6B, at Day 10 post-dose, the level of ANGPTL3 is lowest in animals administered AD-63174 and AD-63175 as compared to the other agents assayed.

[0340] A second subset of the additional agents described above was also assessed in wild-type (C57BL/6) mice. Six to eight week-old female mice were subcutaneously admin-

istered either a single 1 mg/kg dose or a single 3 mg/kg dose of the agents and the level of mouse ANGPTL3 was determined in the serum of the animals pre-dose, day 0, and at days 5, 14, 21, 28, and 42 post-dose. (For the groups of animals administered AD-65695, due to the increased duration of response to this agent as compared to the response of the other agents tested, the level of mouse ANGPTL3 was also determined in the serum of the animals administered AD-65695 at day 55 post-dose). Three mice per group were used for these assays. ANGPTL3 levels were assayed utilizing an ELISA assay, as described above.

[0341] The results of these assays are provided in FIGS. 7A and 7B and demonstrate that all of the agents potently and durably inhibit ANGPTL3 expression and reach a nadir at about day 5 post-administration (FIG. 7A) and that, relative to the other agents assayed, animals administered AD-65695 had the lowest ANGPTL3 levels at the 1 mg/kg and 3 mg/kg dose (FIG. 7B).

Example 5. In Vivo ANGPTL3 Silencing in Ob/Ob Mice

[0342] The in vivo efficacy and duration of a subset of the additional agents described above was assessed in ob/ob

mice. Six to eight week-old female ob/ob mice were subcutaneously administered a single 3 mg/kg dose of the agents and the level of mouse ANGPTL3 was determined in the serum of the animals pre-dose, day 0, and at days 5, 13, 24, and 38 post-dose. Four mice per group were used for these assays. ANGPTL3 levels were assayed utilizing an ELISA assay, as described above.

[0343] The results of these assays are provided in FIGS. 8A and 8B and demonstrate that all of the agents potently and durably inhibit ANGPTL3 expression and reach a nadir at about day 5 post-administration (FIG. 8A) and that, relative to the other agents assayed, animals administered AD-63175 or AD-65695 had the highest silencing of ANGPTL3 levels at a dose of 3 mg/kg (FIG. 8B).

[0344] The dose response of AD-65695 was assayed in ob/ob mice by subcutaneously administering a single dose of 0.3 mg/kg, 1 mg/kg, 3 mg/kg, or 9 mg/kg to the animals and the level of mouse ANGPTL3 was determined in the serum of the animals pre-dose and at days 5 and 13 post-dose. ANGPTL3 levels were assayed utilizing an ELISA assay, as described above, and the levels of serum triglycerides (TGs), low density lipoprotein cholesterol (LDLc), high density lipoprotein cholesterol (HDLc) and total cholesterol (TC) were also measured using an Olympus Analyzer.

[0345] FIG. 9 demonstrates that at day 5, there is a 58% silencing of ANGPTL3 protein in the serum of animals administered a 0.3 mg/kg dose of AD-65695, 82% silencing of ANGPTL3 protein in the serum of animals administered a 1 mg/kg dose of AD-65695, 98% silencing of ANGPTL3 protein in the serum of animals administered a 3 mg/kg dose of AD-65695, and 99% silencing of ANGPTL3 protein in the serum of animals administered a 9 mg/kg dose of AD-65695.

[0346] Shown in FIG. 10A are levels of TGs in ob/ob mice following administration of a PBS control or AD-65695; shown in FIG. 10B are levels of TC measured in ob/ob mice after administration of PBS control or AD-65695; shown in FIG. 10C are levels of LDLc in ob/ob mice following administration of a PBS control or AD-65695; and shown in FIG. 10D is the ratio of HDLc to TC in ob/ob mice following administration of a PBS control or AD-65695. The data demonstrates that administration of AD-65695 lowers TGs, LDLc, and TC in ob/ob mice, as compared to controls, at all doses assessed (an 80% reduction in serum LDLc and TGs was observed using a single 3 mg/kg dose of AD-65695).

Example 6. In Vivo ANGPTL3 Silencing in AAV-TBG-ANGPTL3 Mice

[0347] To determine the durability of a single dose of a subset of the additional agents described above to reduce human ANGPTL3 protein levels, at pre-dose day -14 wild-type mice (C57BL/6) were infected by intravenous administration of 1×10^{11} viral particles of an adeno-associated virus 8 (AAV8) vector encoding the human ANGPTL3 gene (coding region) driven by the liver-specific thyroxine-binding globulin (TBG) promoter (AAV8-TBG-ANGPTL3) in 200. At day 0, mice were subcutaneously administered a single 3 mg/kg of the agents and the level of ANGPTL3 was determined in the serum of the animals pre-dose and at days 5, 14, 28, and 42 post-dose (see FIG. 11). The level of mouse ANGPTL3 in the serum samples was determined using the ELISA assay described above, and the level of human ANGPTL3 in the serum samples was determined by ELISA assay which utilizes an antibody that detects human and

Cynomologous ANGPTL3 but does not cross-react with mouse ANGPTL3 (R&D Systems Human Angiotensin-Like 3 Quantikine ELISA Kit)]. Serum from naïve mice (mice that were not exposed to AAV) served as the negative control for these assays. Two of the agents administered, AD-57927 and AD-65695, cross-react with mouse, rat, Cynomologous, and human (m/r/cy/h) ANGPTL3 mRNA. The other two agents administered, AD-62865 and AD-62866, only cross-react with Cynomologous and human (cy/h) ANGPTL3 mRNA

[0348] The levels of human ANGPTL3 protein following administration of the agents or a PBS control are shown in FIG. 12A and the levels of mouse ANGPTL3 following administration of the agents or a PBS control are shown in FIG. 12B and, as expected, there was no silencing of mouse ANGPTL3 following administration of the cy/h agents, AD-62865 and AD-62866. The results demonstrate that up to an 80% knock-down of human ANGPTL3 is achieved following administration of the agents with ~60% knock-down of ANGPTL3 sustained for at least 4 weeks. The data also demonstrate that there is >90% knock-down of mouse ANGPTL3 following administration of the cross-reactive m/r/cy/h agent, AD-65695, with ~75% knock-down of ANGPTL3 sustained for at least 4 weeks following a single 3 mg/kg dose of AD-65695. Furthermore, the data demonstrate that there was comparable efficacy and duration of ANGPTL3 knock-down following administration of the m/r/cy/h agent, AD-65695, and the cy/h agent, AD-62865.

[0349] A single dose durability analysis was also performed with AD-65695, AD-62865 and AD-62866. As shown in FIG. 13, AAV8-TBG-ANGPTL3 infected mice were administered a single, 0.3 mg/kg, 1 mg/kg, or 3 mg/kg dose of AD-65695, or AAV8-TBG-ANGPTL3 infected mice were administered a single 1 mg/kg or 3 mg/kg dose of AD-62865, or AAV8-TBG-ANGPTL3 infected mice were administered a single 0.3 mg/kg dose of AD-62866. Serum was collected from the animals pre-dose and at days 11, 25, and 39 post-dose and the level of mouse and human ANGPTL3 was determined by ELISA assays as described above.

[0350] The data from these analyses are presented in FIGS. 14A, 14B, 15A, and 15B. FIGS. 14A and 14B provide the levels of human and mouse ANGPTL3, respectively, following administration of the agents at day 11 post-dose. FIGS. 15A and 15B provide the levels of human and mouse ANGPTL3, respectively, following administration of a single, 0.3 mg/kg, 1 mg/kg, or 3 mg/kg dose of AD-65695 pre-dose and at days 11, 25, and 39. The data demonstrate that AD-65695 (m/r/cy/h agent) has an effective dose in 80% of the animals (ED_{80}) of 3 mg/kg and an ED_{40} of 1 mg/kg for human ANGPTL3. The data also demonstrate that AD-65695 has an ED_{90} of 3 mg/kg, an ED_{70} of 1 mg/kg, and an ED_{50} of 0.3 mg/kg for mouse ANGPTL3. In addition, the data demonstrate that AD-62865 (cy/h agent) has an ED_{80} of 3 mg/kg for human ANGPTL3.

[0351] The efficacy of additional agents having fewer 2'-fluoro modified nucleotides as compared to the parent sequence from which they were derived (described in Tables 4A and 4B above) was assayed in AAV8-TBG-ANGPTL3 infected mice by administration of a single 1 mg/kg dose of the agents. Serum was collected from the animals pre-dose and at day 9 post-dose and the level of mouse and human ANGPTL3 was determined by ELISA assays as described

above. The results of these assays are provided in Table 6, below, and FIG. 16 which demonstrate that three of the agents having fewer 2'-fluoro modified nucleotides as com-

pared to the parent sequence, AD-66920, AD-66921, and AD-66922, have improved duration of human ANGPTL3 knock-down over the cy/h specific agent, AD-62865.

TABLE 6

In Vivo ANGPTL3 Silencing in AAV-TBG-ANGPTL3 Mice									
Group	n#	Duplex Name	Dose (mg/kg)	Day 9, Relative to Pre-dose				Mouse cross reactivity	5' Target Position of Antisense Strand in NM_014495.3
				Human Angptl3		Mouse Angptl3			
				Mean	SD	Mean	SD		
1	2	PBS		0.8	0.3	1.4	0.08		
2	3	AD-62865	1	0.44	0.14	1.0	0.16		
3	3	AD-66916	1	0.44	0.11	1.3	0.25		482
4	3	AD-66917	1	0.58	0.22	1.2	0.17		56
5	3	AD-66918	1	1.39	0.68	0.9	0.42		478
6	3	AD-66919	1	0.88	0.25	1.1	0.16		77
7	3	AD-66920	1	0.41	0.05	1.0	0.14		61
8	3	AD-66921	1	0.39	0.14	1.1	0.40		398
9	3	AD-66922	1	0.27	0.08	1.2	0.38		393
10	3	AD-66923	1	0.67	0.21	0.3	0.07	yes	278
11	3	AD-66924	1	0.62	0.20	0.5	0.07	yes	276
12	3	AD-66925	1	0.70	0.22	0.9	0.11		1014
	3	AD-65695	1	0.60	0.14	0.3	0.08	yes	278

TABLE 7A

Additional Modified ANGPTL3 RNAi Agents.				
DuplexName	Modified Sense Sequence 5' to 3'	SEQ ID NO	Modified Antisense Sequence 5' to 3'	SEQ ID NO
AD-67021	gsasauadTgudGacuugaa (Cgn) ucaaL96	314	usdTsgagucaagdTgdAcauuucsusu	335
AD-67022	gsasauadTgudGacuugaa (Cgn) ucaaL96	315	us (Ufms) gaguucaagdTgdAcauuucsusu	336
AD-67173	gsasauauGfuCfAfCfuugaacuaaL96	316	usdTsgagucaagdTgdAcauuucsusu	337
AD-67174	gsasauadTgudGacuugaa (Cgn) ucaaL96	317	usUfsgagUfuCfAfagugAfcAfuuuucsusu	338
AD-66922	gsasauauGfuCfAfCfuugaacuaaL96	318	usUfsgagUfuCfAfagugAfcAfuuuucsusu	339
AD-67008	asusuaadGcudGcuucuuu (Tgn) uauuL96	319	asdAsuaaaaagaadGgdAgcuaaesusg	340
AD-67007	asusuaadGcudGcuucuuu (Tgn) uauuL96	320	asAfsuaaAfaagaaggAfgCfuuaaesusg	341
AD-67006	asusuaagCfuCfCfUfucuuuuuuL96	321	asdAsuaaaaagaadGgdAgcuaaesusg	342
AD-66920	asusuaagCfuCfCfUfucuuuuuuL96	322	asAfsuaaAfaAfGfaaggAfgCfuuaaesusg	343
AD-67028	ascsauadTuudCaucaguc (Tgn) uuuuL96	323	asdAsaaagacugadTcdAaauaugusug	344
AD-67013	usgsucadCuudCaacuaa (Cgn) ucaaL96	324	usdTsgaguugagudTcdAagugacasusa	345
AD-67014	usgsucadCuudCaacuaa (Cgn) ucaaL96	325	us (Ufms) gaguugagudTcdAagugacasusa	346
AD-66921	usgsucadUfuGfAfAfcucaacuaaL96	326	usUfsgagUfuGfAfguucAfaGfugacasusa	347
AD-66974	asascuaacuuaa (Tgn) caaaL96	327	usdTsgaauuaagdTudAguuaguusgsc	348
AD-66973	asascudAacuuaa (Tgn) caaaL96	328	usdTsgaauuaagdTudAguuaguusgsc	349
AD-66916	asascuaaCfuAfAfcfuuaaL96	329	usUfsgaAfuUfAfaguuaAfgUfuaguusgsc	350
AD-66925	csusccauAfgUfGfAfgcaacuaaL96	330	usUfsgaUfuGfCfuucaCfuAfggagsusa	351
AD-67042	csusccadTagdAgaagcaa (Tgn) cuaaL96	331	usdTsgauugcuudCadCuauggagsusa	352
AD-66923	ascsauauUfuGfAfUfcagucuuuuL96	332	asAfsaaaGfaCfUfgaucAfaAfuauugusug	353

TABLE 7A-continued

Additional Modified ANGPTL3 RNAi Agents.			
DuplexName	Modified Sense Sequence 5' to 3'	SEQ ID Modified Antisense Sequence 5' NO to 3'	SEQ ID NO
AD-67026	ascsauauUfuGfAfUfcagucuuuuL96	333 asdAsaaagacugadTcdAaaauaugusug	354
AD-67027	ascsauadTuudCaucaguc (Tgn) uuuuL96	334 asAfsaaaGfacugaucAfaAfuauaugusug	355

TABLE 7B

Additional Modified ANGPTL3 RNAi Agents.			
DuplexName	Modified Sense Sequence 5' to 3'	SEQ ID Modified Antisense Sequence 5' NO to 3'	SEQ ID NO
AD-67021	gsasauadTgudGacuugaa (Cgn) ucaa	314 usdTsgaguucaagdTgdAcauuuucsusu	335
AD-67022	gsasauadTgudGacuugaa (Cgn) ucaa	315 us (Ufms) gaguucacagdTgdAcauuuucsusu	336
AD-67173	gsasauauGfuCfAfCfuugaacucuaa	316 usdTsgaguucaagdTgdAcauuuucsusu	337
AD-67174	gsasauadTgudGacuugaa (Cgn) ucaa	317 usUfsgagUfuCfAfagugAfcAfuuuuucsusu	338
AD-66922	gsasauauGfuCfAfCfuugaacucuaa	318 usUfsgagUfuCfAfagugAfcAfuuuuucsusu	339
AD-67008	asusuaadGcudGcuucuuu (Tgn) uauu	319 asdAsuaaaaagaadGgdAgcuuaausug	340
AD-67007	asusuaadGcudGcuucuuu (Tgn) uauu	320 asAfsuaaAfaagaaggAfgCfuuaausug	341
AD-67006	asusuaagCfuCfCfUfucuuuuuauu	321 asdAsuaaaaagaadGgdAgcuuaausug	342
AD-66920	asusuaagCfuCfCfUfucuuuuuauu	322 asAfsuaaAfaAfgfaaggAfgCfuuaausug	343
AD-67028	ascsauadTuudCaucaguc (Tgn) uuuu	323 asdAsaaagacugadTcdAaaauaugusug	344
AD-67013	usgsucadCuudCaacucuaa (Cgn) ucaa	324 usdTsgaguugagudTcdAagugacasusa	345
AD-67014	usgsucadCuudCaacucuaa (Cgn) ucaa	325 us (Ufms) gaguugagudTcdAagugacasusa	346
AD-66921	usgsucacUfuGfAfAfcucaacucuaa	326 usUfsgagUfuGfAfguucAfaGfugacasusa	347
AD-66974	asascuaacuucuaauu (Tgn) caaa	327 usdTsgaauuaagdTudAguuaguusgsc	348
AD-66973	asascudAacuucuaauu (Tgn) caaa	328 usdTsgaauuaagdTudAguuaguusgsc	349
AD-66916	asascuaaCfuAfAfCfuuaauucuaa	329 usUfsgaAfuUfAfaguuAfgUfuaguusgsc	350
AD-66925	csusccauAfgUfGfAfagcaaucuaa	330 usUfsagaUfuGfCfuucaCfuAfggagsusa	351
AD-67042	csusccadTagdAgaagcaa (Tgn) cuaa	331 usdTsgauugcuudCadCuauggagsusa	352
AD-66923	ascsauauUfuGfAfUfcagucuuuu	332 asAfsaaaGfaCfUfgaucAfaAfuauaugusug	353
AD-67026	ascsauauUfuGfAfUfcagucuuuu	333 asdAsaaagacugadTcdAaaauaugusug	354
AD-67027	ascsauadTuudCaucaguc (Tgn) uuuu	334 asAfsaaaGfacugaucAfaAfuauaugusug	355

TABLE 7C

Additional Unmodified ANGPTL3 RNAi Agents.			
DuplexName	Unmodified Sense Sequence 5' to 3'	SEQ ID Unmodified Antisense Sequence 5' NO to 3'	SEQ ID NO
AD-67021	GAAUATGUGACUUGAACUCAA	356 UTGAGUUCAAGTGACAUUUCUU	377
AD-67022	GAAUATGUGACUUGAACUCAA	357 UUGAGUUCAAGTGACAUUUCUU	378

TABLE 7C-continued

Additional Unmodified ANGPTL3 RNAi Agents.			
DuplexName	Unmodified Sense Sequence 5' to 3'	SEQ ID Unmodified Antisense Sequence 5' NO to 3'	SEQ ID NO
AD-67173	GAAUAUGUCACUUGAACUCA	358 UTGAGUUC AAGTGACAUUUCUU	379
AD-67174	GAAUATGUGACUUGAACUCA	359 UUGAGUUC AAGUGACAUUUCUU	380
AD-66922	GAAUAUGUCACUUGAACUCA	360 UUGAGUUC AAGUGACAUUUCUU	381
AD-67008	AUUAAGCUGCUUCUUUTUAUU	361 AAUAAAAA GAGGAGCUUAAUUG	382
AD-67007	AUUAAGCUGCUUCUUUTUAUU	362 AAUAAAAA GAGGAGCUUAAUUG	383
AD-67006	AUUAAGCUCUUCUUUUUAUU	363 AAUAAAAA GAGGAGCUUAAUUG	384
AD-66920	AUUAAGCUCUUCUUUUUAUU	364 AAUAAAAA GAGGAGCUUAAUUG	385
AD-67028	ACAUATUUCAGUUCTUUUU	365 AAAAAGACUGATCAAUAUGUUG	386
AD-67013	UGUCACUUC AACUCAACUCA	366 UTGAGUUGAGUTCAAGUGACUA	387
AD-67014	UGUCACUUC AACUCAACUCA	367 UUGAGUUGAGUTCAAGUGACUA	388
AD-66921	UGUCACUUGAACUCAACUCA	368 UUGAGUUGAGUUC AAGUGACUA	389
AD-66974	AACUAACUUCUUAUUTCAA	369 UTUGAAUUAAGTUAGUUAGUUGC	390
AD-66973	AACUAACUUCUUAUUTCAA	370 UTUGAAUUAAGTUAGUUAGUUGC	391
AD-66916	AACUAACUUCUUAUUTCAA	371 UUGAAUUAAGUUAAGUUGC	392
AD-66925	CUCCAUGUGAAGCAAUCUA	372 UUGAAUUGCUUCACUAUGGAGUA	393
AD-67042	CUCCATAGAGAAGCAATCUA	373 UTAGAUUGCUUCACUAUGGAGUA	394
AD-66923	ACAUUUUGAUCAGUCUUUU	374 AAAAAGACUGAUCAAUAUGUUG	395
AD-67026	ACAUUUUGAUCAGUCUUUU	375 AAAAAGACUGATCAAUAUGUUG	396
AD-67027	ACAUATUUCAGUUCTUUUU	376 AAAAAGACUGAUCAAUAUGUUG	397

Example 7. In Vivo ANGPTL3 Silencing in AAV-TBG-ANGPTL3 Mice

[0352] A second subset of the additional agents listed in Tables 7A, 7B, and 7C were assayed in AAV8-TBG-ANGPTL3 infected mice. The modified nucleotide sequences of the sense and antisense strands of these sequences are provided in Tables 8A and 8B. Briefly, and as described above, at pre-dose day -14, wild-type mice (C57BL/6) were infected by intravenous administration of 1x10¹¹ viral par-

ticles. At day 0, mice were administered a single 1 mg/kg or 3 mg/kg dose of the agents. Serum was collected from the animals pre-dose and at days 14 and 28 post-dose and the level of mouse and human ANGPTL3 was determined by ELISA assays as described above.

[0353] The results of these assays are provided in Table 9, below, and FIGS. 17A and 17B. The results demonstrate that agents AD-67173, AD-67174, AD-66922, AD-67007, and AD-66920 have improved duration of human ANGPTL3 knock-down.

TABLE 8A

Duplex ID	Sense Sequence 5' to 3'	SEQ ID NO Antisense Sequence 5' to 3'	SEQ ID NO
AD-67021	gsasauadTgudGacuugaa (Cgn) ucaaL96	398 usdTsgaguucaagdTgdAcauauucsusu	408
AD-67022	gsasauadTgudGacuugaa (Cgn) ucaaL96	399 us (Ufms) gaguucaagdTgdAcauauucsusu	409
AD-67173	gsasauauGfuCfAfCfuugaacucuaL96	400 usdTsgaguucaagdTgdAcauauucsusu	410
AD-67174	gsasauadTgudGacuugaa (Cgn) ucaaL96	401 usUfsgagUfuCfAfagugAfcAfuauucsusu	411
AD-66922	gsasauauGfuCfAfCfuugaacucuaL96	402 usUfsgagUfuCfAfagugAfcAfuauucsusu	412

TABLE 8A-continued

Duplex ID	Sense Sequence 5' to 3'	SEQ ID	
		NO	Antisense Sequence 5' to 3'
AD-67008	asusuaadGcudGcuucuuu (Tgn) uuuL96	403	asdAsuaaaaagaadGgdAgcuuaausug
AD-67007	asusuaadGcudGcuucuuu (Tgn) uuuL96	404	asAfsuaaAfaagaaggAfgCfuuaausug
AD-67006	asusuaagCfuCfCfUfucuuuuuuL96	405	asdAsuaaaaagaadGgdAgcuuaausug
AD-66920	asusuaagCfuCfCfUfucuuuuuuL96	406	asAfsuaaAfaAfGfaaggAfgCfuuaausug
AD-67028	ascsauadTuudCaucaguc (Tgn) uuuL96	407	asdAsaaagacugadTcdAaauaugusug

TABLE 8B

Duplex ID	Sense Sequence 5' to 3'	SEQ ID	
		NO	Antisense Sequence 5' to 3'
AD-67021	gsasauadTgudGacuugaa (Cgn) ucaa	398	usdTsgaguucaagdTgdAcauauucsusu
AD-67022	gsasauadTgudGacuugaa (Cgn) ucaa	399	us (Ufms) gaguucaagdTgdAcauauucsusu
AD-67173	gsasauauGfuCfAfCfuugaacucua	400	usdTsgaguucaagdTgdAcauauucsusu
AD-67174	gsasauadTgudGacuugaa (Cgn) ucaa	401	usUfsgagUfuCfAfagugAfcAfuaucsu
AD-66922	gsasauauGfuCfAfCfuugaacucua	402	usUfsgagUfuCfAfagugAfcAfuaucsu
AD-67008	asusuaadGcudGcuucuuu (Tgn) uuu	403	asdAsuaaaaagaadGgdAgcuuaausug
AD-67007	asusuaadGcudGcuucuuu (Tgn) uuu	404	asAfsuaaAfaagaaggAfgCfuuaausug
AD-67006	asusuaagCfuCfCfUfucuuuuuu	405	asdAsuaaaaagaadGgdAgcuuaausug
AD-66920	asusuaagCfuCfCfUfucuuuuuu	406	asAfsuaaAfaAfGfaaggAfgCfuuaausug
AD-67028	ascsauadTuudCaucaguc (Tgn) uuu	407	asdAsaaagacugadTcdAaauaugusug

TABLE 9

Duplex	Dose (mg/kg)	Day 14, Relative to Pre-dose Human Angptl3	
		Mean	SD
PBS	0	0.74	0.27
AD-67021	3	0.48	0.22
AD-67022	3	0.52	0.17
AD-67173	3	0.25	0.03
AD-67174	3	0.22	0.05
AD-66922	1	0.26	0.06
AD-67008	3	0.50	0.18
AD-67007	3	0.21	0.02
AD-67006	3	0.50	0.18
AD-66920	1	0.25	0.05
AD-65695	1	0.49	0.15
AD-67028	3	0.47	0.04

[0354] In another experiment, a further subset of the additional agents listed in Tables 7A, 7B, and 7C were assayed in AAV8-TBG-ANGPTL3 infected mice. The modified nucleotide sequences of the sense and antisense strands of these sequences are provided in Tables 10A and 10B. Briefly, and as described above, at pre-dose day -14, wild-type mice (C57BL/6) were infected by intravenous administration of 1×10^{11} viral particles. At day 0, mice were administered a single 1 mg/kg or 3 mg/kg dose of the agents. Serum was collected from the animals pre-dose and at days 14 and 28 post-dose and the level of mouse and human ANGPTL3 was determined by ELISA assays as described above.

[0355] The results of these assays at day 14 post-dose are provided in Table 11, below, and FIG. 18A, and the results of these assays at day 28 post-dose are provided in Table 12, below and FIG. 18B. The results demonstrate that agents AD-66921, AD-66916, and AD-67042 have improved duration of human ANGPTL3 knock-down.

TABLE 10A

Duplex ID	Sense Sequence 5' to 3'	SEQ ID	
		NO	Antisense Sequence 5' to 3'
AD-67013	usgsucadCuudCaacucua (Cgn) ucaaL96	418	usdTsgaguugagudTcdAagugacasusa
AD-67014	usgsucadCuudCaacucua (Cgn) ucaaL96	419	us (Ufms) gaguugagudTcdAagugacasusa

TABLE 10A-continued

Duplex ID	Sense Sequene 5' to 3'	SEQ ID NO	Antisense Sequence 5' to 3'	SEQ ID NO
AD-66921	usgsucacUfuGfAfAfcucaacucaal96	420	usUfsgagUfuGfAfguucAfaGfugacasusa	432
AD-66974	asascuaacuuaauuuau (Tgn) caaal96	421	usdTsgaauuaagdTudAguuaguusgsc	433
AD-66973	asascudAacuuacuuaau (Tgn) caaal96	422	usdTsgaauuaagdTudAguuaguusgsc	434
AD-66916	asascuaaCfuAfAfCfuuaaucaaal96	423	usUfsugaAfuUfAfaguuAfgUfuaguusgsc	435
AD-66925	csusccauAfgUfGfAfgacaaucaal96	424	usUfsagaUfuGfCfuucaCfuAfuggagsusa	436
AD-67042	csusccadTagdAgaagcaa (Tgn) cuaal96	425	usdTsgauugcuudCadCuauggagsusa	437
AD-66923	ascsauauUfuGfAfUfcagucuuuuL96	426	asAfsaaaGfaCfUfgaucAfaAfuauugusug	438
AD-67026	ascsauauUfuGfAfUfcagucuuuuL96	427	asdAaaaagacugadTcdAaaaugusug	439
AD-67027	ascsauadTuudCaucaguc (Tgn) uuuuL96	428	asAfsaaaGfacugaucAfaAfuauugusug	440
AD-67028	ascsauadTuudCaucaguc (Tgn) uuuuL96	429	asdAaaaagacugadTcdAaaaugusug	441

TABLE 10B

Duplex ID	Sense Sequene 5' to 3'	SEQ ID NO	Antisense Sequence 5' to 3'	SEQ ID NO
AD-67013	usgsucadCuudCaacucuaa (Cgn) ucaa	418	usdTsgaguugagudTcdAagugacasusa	430
AD-67014	usgsucadCuudCaacucuaa (Cgn) ucaa	419	us (Ufms) gaguugagudTcdAagugacasusa	431
AD-66921	usgsucacUfuGfAfAfcucaacucaaa	420	usUfsgagUfuGfAfguucAfaGfugacasusa	432
AD-66974	asascuaacuuaauuuau (Tgn) caaaa	421	usdTsgaauuaagdTudAguuaguusgsc	433
AD-66973	asascudAacuuacuuaau (Tgn) caaaa	422	usdTsgaauuaagdTudAguuaguusgsc	434
AD-66916	asascuaaCfuAfAfCfuuaaucaaaa	423	usUfsugaAfuUfAfaguuAfgUfuaguusgsc	435
AD-66925	csusccauAfgUfGfAfgacaaucaaaa	424	usUfsagaUfuGfCfuucaCfuAfuggagsusa	436
AD-67042	csusccadTagdAgaagcaa (Tgn) cuaaa	425	usdTsgauugcuudCadCuauggagsusa	437
AD-66923	ascsauauUfuGfAfUfcagucuuuuu	426	asAfsaaaGfaCfUfgaucAfaAfuauugusug	438
AD-67026	ascsauauUfuGfAfUfcagucuuuuu	427	asdAaaaagacugadTcdAaaaugusug	439
AD-67027	ascsauadTuudCaucaguc (Tgn) uuuu	428	asAfsaaaGfacugaucAfaAfuauugusug	440
AD-67028	ascsauadTuudCaucaguc (Tgn) uuuu	429	asdAaaaagacugadTcdAaaaugusug	441

TABLE 11

siRNA	Dose (mg/kg)	Day 14, Relative to PBS Human Angptl3	
		Mean	SD
PBS	0	1.00	0.12
AD-67013	3	0.86	0.06
AD-67014	3	0.67	0.15
AD-66921	1	0.44	0.18
AD-66974	3	0.75	0.03
AD-66973	3	0.76	0.05
AD-66916	1	0.41	0.05
AD-66925	1	0.65	0.13
AD-67042	3		
AD-65695	1	0.59	0.19

TABLE 11-continued

siRNA	Dose (mg/kg)	Day 14, Relative to PBS Human Angptl3	
		Mean	SD
AD-66923	1	0.64	0.25
AD-67026	3	0.56	0.03
AD-67027	3	0.66	0.23
AD-67028	3	0.65	0.21

TABLE 12

siRNA	Dose (mg/kg)	Day 28, Relative to PBS Human Angptl3	
		Mean	SD
PBS	0	1.00	0.12
AD-67013	3	1.50	1.28
AD-67014	3	0.90	0.23
AD-66921	1	0.44	0.11
AD-66974	3	0.96	0.10
AD-66973	3	1.00	0.34
AD-66916	1	0.57	0.06
AD-66925	1	1.01	0.28
AD-67042	3		
AD-65695	1	0.85	0.17
AD-66923	1	0.85	0.25
AD-67026	3	0.64	0.06
AD-67027	3	0.58	0.11
AD-67028	3	1.32	1.01

Example 8. In Vivo ANGPTL3 Silencing in Non-Human Primates

[0356] Male cynomolgus monkeys (n=3/group) were subcutaneously administered a single 1 mg/kg dose of AD-65695 or AD-66920, or a single 3 mg/kg dose of AD-66920 on day 1. Fasted serum was collected on days 4, 8, 11, 15, and 22 post-dose and the protein level of Angptl3 and the serum lipid levels were measured.

[0357] The results of these assays are provided in FIGS. 19A and 19B and demonstrate that there is up to an 80% knockdown of serum ANGPTL3 protein following a single 3 mg/kg dose of AD-66920 (h/cy) and about a 50% lowering of the level of serum triglycerides. A single 1 mg/kg dose of AD-66920 had a modest effect on the level of serum triglycerides. Surprisingly, although administration of a single 1 mg/kg dose of AD-65695 lowered ANGPTL3 protein levels to a similar level as a single 1 mg/kg dose of AD-66920, a single 1 mg/kg dose of AD-65695 was about three times less potent than a single 1 mg/kg dose of AD-66920 in the AAV8-TBG-ANGPTL3 mouse model and had no effect on serum triglycerides.

Example 9. In Vivo ANGPTL3 Silencing in AAV-TBG-ANGPTL3 Mice

[0358] The in vivo efficacy of an additional set of agents targeting ANGPTL3 was assayed in AAV8-TBG-ANGPTL3 infected mice. The modified nucleotide sequences of the sense and antisense strands of these sequences are provided

in Tables 13A and 13B. Briefly, and as described above, at pre-dose day -21 wild-type mice (C57BL/6; n=3) were infected by intravenous administration of 1×10^{11} viral particles. At day 0, mice were administered a single 1 mg/kg dose of the agents. Serum was collected from the animals pre-dose and at day 28 post-dose and the level of human ANGPTL3 was determined by ELISA assays as described above.

[0359] The results of these assays are provided in FIG. 20 and demonstrate that these agents effectively knockdown human ANGPTL3 protein levels.

[0360] A further set of the agents targeting ANGPTL3 listed in Tables 13A and 13B was assayed for in vivo efficacy in AAV8-TBG-ANGPTL3 infected mice. As described above, at pre-dose day -21 wild-type mice (C57BL/6; n=3) were infected by intravenous administration of 1×10^{11} viral particles. At day 0, mice were administered a single 1 mg/kg dose of the agents. Serum was collected from the animals pre-dose and at day 28 post-dose and the level of human and mouse ANGPTL3 was determined by ELISA assays as described above.

[0361] The results of these assays are provided in FIGS. 21A and 21B and demonstrate that these agents effectively knockdown mouse and human ANGPTL3 protein levels.

Example 10. In Vitro ANGPTL3 Silencing in AAV-TBG-ANGPTL3 Mice

[0362] Further iRNA agents targeting the ANGPTL3 gene were synthesized as described above. A detailed list of the additional unmodified ANGPTL3 sense and antisense strand sequences is shown in Table 14 and a detailed list of the modified sense and antisense strand sequences of these additional agents is shown in Tables 13A, 13B, 15A and 15B.

[0363] These additional agents were evaluated in in vitro assays in Hep3b and primary Cynomolgus monkey hepatocytes by single dose transfections of the agents at 10 nM and 0.1 nM final duplex concentration. (See Table 16).

[0364] Hep3b cells were cultured and transfected as described above. Free uptake silencing in primary cynomolgus hepatocytes was assessed following incubation with ANGPTL3 agents for 24 hours. The method was similar to that described above, with the exception that 5 μ L complete growth medium was substituted for the 5 μ L containing Lipofectamine RNAiMax and Optimem. The results of these assays (provided in Table 16) illustrate that many of the duplexes potently inhibited ANGPTL3 mRNA expression.

TABLE 13A

Additional Modified ANGPTL3 RNAi Agents.				
Duplex Name	Sense Sequence 5' to 3'	SEQ ID NO	Antisense Sequence 5' to 3'	SEQ ID NO
AD-66920	asusuaagCfuCfCfUfucuuuuuuL96	442	asAfsuaaAfaAfGfaaggAfgCfuuaausug	454
AD-72868	asusuaagCfuCfCfUfucuuuuuuL96	443	VP (Tams) AfsuaaAfaAfGfaaggAfgCfuuaausug	455
AD-72869	asusuaagcuCfcUfucuuuuuuL96	444	asAfsuaaaaagaaGfgAfgcuuaausug	456
AD-72870	asusuaagcuCfcUfucuuuuuuL96	445	asAfsuaaaaagaadGgAfgcuuaausug	457
AD-72871	asusuaagcuCfcUfucuuu (Tgn) uauuL96	446	asAfsuaaaaagaaGfgAfgcuuaausug	458
AD-72872	asusuaagcuCfcUfucuaauuuL96	447	asAfsuaaaaagaaGfgAfgcuuaausug	459

TABLE 13A-continued

Additional Modified ANGPTL3 RNAi Agents.				
Duplex Name	Sense Sequence 5' to 3'	SEQ ID NO	Antisense Sequence 5' to 3'	SEQ ID NO
AD-65695	ascsauauUfuGfAfUfcagucuuuuL96	448	asAfsaaaGfacugaucAfaAfuauugusug	460
AD-72873	ascsauauUfuGfAfUfcagucuuuaL96	449	VP (Tams) AfsaaaGfacugaucAfaAfuauugusug	461
AD-72874	ascsauauuuGfaUfcagucuuuuL96	450	asAfsaaagacugaUfcAfaauaugusug	462
AD-72875	ascsauauuuGfaUfcagucuuuuL96	451	asAfsaaagacugadTcAfaauaugusug	463
AD-72876	ascsauauuuGfaUfcaguc (Tgn) uuuuL96	452	asAfsaaagacugaUfcAfaauaugusug	464
AD-72877	ascsauauuuGfaUfcagacuuuuL96	453	asAfsaaagacugaUfcAfaauaugusug	465

TABLE 13B

Additional Modified ANGPTL3 RNAi Agents.				
Duplex Name	Sense Sequence 5' to 3'	SEQ ID NO	Antisense Sequence 5' to 3'	SEQ ID NO
AD-66920	asusuaagCfuCfCfUfucuuuuuuuu	442	asAfsuaaAfaAfGfaaggAfgCfuuaausug	454
AD-72868	asusuaagCfuCfCfUfucuuuuuaa	443	VP (Tams) AfsuaaAfaAfGfaaggAfgCfuuaausug	455
AD-72869	asusuaagcuCfcUfucuuuuuuuu	444	asAfsuaaaaagaaGfgAfgcuuaausug	456
AD-72870	asusuaagcuCfcUfucuuuuuuuu	445	asAfsuaaaaagaadGgAfgcuuaausug	457
AD-72871	asusuaagcuCfcUfucuuu (Tgn) uauu	446	asAfsuaaaaagaaGfgAfgcuuaausug	458
AD-72872	asusuaagcuCfcUfucuuauuuuu	447	asAfsuaaaaagaaGfgAfgcuuaausug	459
AD-65695	ascsauauUfuGfAfUfcagucuuuu	448	asAfsaaaGfacugaucAfaAfuauugusug	460
AD-72873	ascsauauUfuGfAfUfcagucuuua	449	VP (Tams) AfsaaaGfacugaucAfaAfuauugusug	461
AD-72874	ascsauauuuGfaUfcagucuuuu	450	asAfsaaagacugaUfcAfaauaugusug	462
AD-72875	ascsauauuuGfaUfcagucuuuu	451	asAfsaaagacugadTcAfaauaugusug	463
AD-72876	ascsauauuuGfaUfcaguc (Tgn) uuuu	452	asAfsaaagacugaUfcAfaauaugusug	464
AD-72877	ascsauauuuGfaUfcagacuuuu	453	asAfsaaagacugaUfcAfaauaugusug	465

TABLE 14

Additional Unmodified ANGPTL3 RNAi Agents.					
Duplex Name	Sense Sequence 5' to 3'	SEQ ID NO	Antisense Sequence 5' to 3'	SEQ ID NO	Antisense target position in NM_014495.3
AD-66916	AACUAACUAACUAAUUCAAA	466	UUUGAAUUAAGUUAGUUAGUUGC	507	480-502
AD-66922	GAAUUGUCACUUGAACUCAA	467	UUGAGUUCAAGUGACAUUUCUU	508	391-413
AD-74755	AAACUCUAAACUUGACUAAAU	468	AUUUAGUCAAGUUUAGAGUUUUA	509	1853-1874
AD-74756	AACUAACUUAUUCAAAAUCA	469	UGAUUUUGAAUUUAGUUAGUUAG	510	515-536
AD-74757	CCAGAAGUAAUCUACUUAAA	470	UUUAAGUGAAGUUACUUCUGGGU	511	555-576
AD-74758	GAACUCACACUAAAACUUGAA	471	UUCUAGUUUUAGUUAGUUCAA	512	435-456
AD-74759	CAACUCAAAACUUGAAAGCCU	472	AGGCUUUCAAGUUUAGUUAGUUAG	513	440-461
AD-74760	UUCACGUGUCUUGAAAUUGA	473	UCAAUUUCAAGCAACGUGGAACU	514	46-67

TABLE 14-continued

Additional Unmodified ANGPTL3 RNAi Agents.					
Duplex Name	Sense Sequence 5' to 3'	SEQ ID NO	Antisense Sequence 5' to 3'	SEQ ID NO	Antisense target position in NM_014495.3
AD-74761	GUUGCUGAAAUGAAAAUCA	474	UGAUUUUCAAUUUCAAGCAACGU	515	52-73
AD-74762	GAUCACAAAACUCAAUGAAA	475	UUUCAUUGAAGUUUUGUAUCCA	516	952-973
AD-74763	UCAAGAUUUGCUAUGUUAGAA	476	UUCUAACAUAGCAAUCUUGAUU	517	183-204_C21A
AD-74764	CAAAAUCAAGAUUUGCUAUGU	477	ACAUAGCAAUCUUGAUUUUGGC	518	178-199
AD-74765	GAACUACUCCUUUCUUCAGU	478	ACUGAAGAAAGGGAGUAGUUCU	519	751-772
AD-74766	AGAAAUUUUCUUAUCUCCAA	479	UUGGAAGAUAGAGAAUUUCUGU	520	716-737
AD-74767	UGAACUGAGGCAAAUUUAAAA	480	UUUUAAAUUUGCCUCAGUUCAUU	521	1461-1482
AD-74768	CAUCCAACAGAUUCAGAAAGA	481	UCUUUCUGAAUCUGUUGGAGGA	522	1434-1455_C21A
AD-74769	AAAAUCAAGAUUUGCUAUGUU	482	AACAUAGCAAUCUUGAUUUUGG	523	179-200
AD-74770	AGAGCAAAAUCUAAGCCAGAA	483	UUCUGGCUUAGAUUUUGCUCUUG	524	1341-1362_G21A
AD-74771	AUCAUUGAGCUAAUUAUCACA	484	UGUGAUUUUAGCUCAUUAUGAUGC	525	1798-1819
AD-74772	AAUAAACUCGUAACAAGUUA	485	UAAUUGUUACGAGGUUUUUUUC	526	2339-2360
AD-74773	CAACAGCAUAGUCAAAUAAAA	486	UUUUUUUUGACUAUGCUGUUGGU	527	651-672
AD-74774	AAAACAACCUAAAUGGUAAAU	487	AUUUACCAUUUAGGUUUUUUCU	528	1309-1330
AD-74775	CACUUAAAACUUUUGUAGAAA	488	UUUCUACAAAAGUUUUUAGUGAA	529	568-589
AD-74776	AUUAAAUAAGUUCGUGUCU	489	AGACAGCGAACUUUUUUUAUAC	530	2070-2091
AD-74777	CAAAACUUCAAUGAAACGUGA	490	UCACGUUUCAUUGAAGUUUUGUG	531	957-978_G21A
AD-74778	AGAUGGAUCACAAAACUCAA	491	UUGAAGUUUUGUGAUCCAUCUUAU	532	947-968
AD-74779	CACUUAAUACUAUGAAAACAA	492	UUGUUUUCAUAGUAUUUAGUGUU	533	2194-2215
AD-74780	ACUAAGUCACAUUGACUUUAA	493	UUAAAGUCAUUGACUUUAGUAG	534	2111-2132
AD-74781	UAUUAAAUAACUUUUUAAAUA	494	AUUUAGAAAAGUUUUUAAUAAG	535	1746-1767
AD-74782	ACACUUAAUACUAUGAAAACA	495	UGUUUUCAUAGUAUUUAGUGUUA	536	2193-2214
AD-74783	UUUAUGAAACCUAAUGAAGCA	496	UGCUCUAUUAGGUUUCAUAAAUA	537	2035-2056
AD-74784	CAAACUUUAUUGAAUUAUUA	497	UAAUAUUCAAUUAUUAUUGUUU	538	1103-1124_C21A
AD-74785	AAACCAGUGAAAUCAAAGAAA	498	UUUCUUUGAUUUUCACUGGUUUGC	539	343-364_G21A
AD-74786	GAGUUAAGUUUAUUAUUUCCA	499	UGGAAAUUAUAAACUUUAACUCGA	540	2271-2292_C21A
AD-74787	CCAUAUAAACAUAUAAACCA	500	UGGUUUAAUUGUUUAUUAUUGGUC	541	632-653
AD-74788	GUGGAGAAAACAACCUAAAUA	501	UAUUUAGGUUUUUUCUCCACAC	542	1303-1324_G21A
AD-74789	AACUCAACUCAAAACUUGAAA	502	UUUCAAGUUUUGAGUUAGUUCA	543	436-457
AD-74790	AAUGUUCACAAUUAAGCUCCU	503	AGGAGCUUAAUUGGAAACAUUUU	544	80-101
AD-74791	GCAGAAUUAAAUCUGUAUUA	504	UAAUACAGUAUUUAAUUCUGCUU	545	2053-2074
AD-74792	UGAUGGAAUAAGAAUUGUAA	505	UUACAUUUCUUAUUUCAUUC AAC	546	772-793
AD-74793	UACAUAUAAACUACAAGUCA	506	UUGACUUGUAGUUUAUUAUGUAGU	547	386-407

TABLE 15A

Additional Modified ANGPTL3 RNAi Agents .			
Duplex Name	Sense Sequence 5' to 3'	SEQ ID Antisense Sequence NO: 5' to 3'	SEQ ID NO:
AD-66916	asascuaaCfuAfAfCfuuaaucaaaL96	548 usUfsugaAfuUfAfaguuAfgUfuaguusgsc	589
AD-66922	gsasauauGfuCfAfCfuugaacucuaaL96	549 usUfsgagUfuCfAfagugAfcAfuauucsusu	590
AD-74755	asasacucUfaAfAfCfuugacuaaaL96	550 asUfsuuaGfuCfAfaguuUfaGfaguuususa	591
AD-74756	asascuaaCfuUfAfAfuucaaaaL96	551 usGfsauuUfuGfAfauuaAfgUfuaguusasg	592
AD-74757	cscsagaaGfuAfAfCfuucacuuaaaL96	552 usUfsuaaGfuGfAfaguuAfcUfucuggsgsu	593
AD-74758	gsasacucAfaCfUfCfaaaacuugaaL96	553 usUfscaaGfuUfUfugagUfuGfaguucsasa	594
AD-74759	csasacucAfaAfAfCfuugaagccuL96	554 asGfsgcuUfuCfAfaguuUfuGfaguugsasg	595
AD-74760	ususccacGfuUfGfCfuugaauugaL96	555 usCfsaaUfuCfAfagcaAfcGfuggaascsu	596
AD-74761	gsusugcuUfgAfAfAfuugaaaaL96	556 usGfsauuUfuCfAfauuCfaAfgcaacsusu	597
AD-74762	gsasucacAfaAfAfCfuucaugaaaL96	557 usUfsucaUfuGfAfaguuUfuGfugaucscsa	598
AD-74763	uscсааgаUfuUfGfCfuauuguаgааL96	558 usUfscuaAfcAfUfagcaAfaUfcuugasusu	599
AD-74764	csasaaaCfaAfGfAfuuuugcuaguL96	559 asCfsauaGfcAfAfaucUfgAfuuuugsgsc	600
AD-74765	gsasacuaCfuCfCfCfuuuucucaguL96	560 asCfsugaAfgAfAfagggAfgUfaguucsusu	601
AD-74766	asgsaaaUfuCfUfCfuauucuccaaL96	561 usUfsggaAfgAfUfagagAfaAfuuucsgsu	602
AD-74767	usgsaacuGfaGfGfCfaaauuuaaaaL96	562 usUfsuuaAfaUfUfugccUfcAfguucasusu	603
AD-74768	csasuccaAfcAfGfAfuucagaaaL96	563 usCfsuuCfuGfAfaucGfuUfuggaugsgsa	604
AD-74769	asasaaucAfaGfAfUfuuugcuaguL96	564 asAfscauAfgCfAfaaucUfuGfauuuugsg	605
AD-74770	asgsagcaAfaAfUfCfuuaagccagaL96	565 usUfscugGfcUfUfagauUfuUfgcucususg	606
AD-74771	asuscuaUfgAfGfCfuuaucacaL96	566 usGfsugaUfaUfUfagcuCfaUfaugausgsc	607
AD-74772	asasuaaaCfcUfCfGfuuaaaguuL96	567 usAfsacuUfgUfUfagcaGfgUfuuaususc	608
AD-74773	csasacagCfaUfAfGfucuaaaL96	568 usUfsuuaUfuUfGfucuaUfgCfuguugsusu	609
AD-74774	asasaacaAfcCfUfAfaaugguaaaL96	569 asUfsuuaCfcAfUfuuaGfuUfguuuusc	610
AD-74775	csascuaaAfaAfCfUfuuuugagaaaL96	570 usUfsucuAfcAfAfaaguUfuUfaagugsasa	611
AD-74776	asusuaaaAfuAfAfGfuucgucugucL96	571 asGfsacaGfcGfAfacuuAfuUfuuausasc	612
AD-74777	csasaaacUfuCfAfAfugaacgugaL96	572 usCfsacgUfuUfCfaugAfaGfuuuugsusg	613
AD-74778	asgsauggAfuCfAfCfaaaacucaaL96	573 usUfsgaaGfuUfUfugugAfuCfcaucusasu	614
AD-74779	csascuaaAfuAfCfUfaugaaaacaL96	574 usUfsguuUfuCfAfuaguAfuUfaagugsusu	615
AD-74780	ascсуааgUfcAfCfAfuugacuuuaL96	575 usUfsaaaGfuCfAfauguGfaCfuuagusasg	616
AD-74781	usasuaaaAfuAfAfCfuuuucuaaaL96	576 asUfsuuaGfaAfAfaguuAfuUfaaauasasg	617
AD-74782	ascscuuAfaUfAfCfuuaugaaaacaL96	577 usGfsuuUfcAfUfaguaUfuAfagugususa	618
AD-74783	ususuaugAfaAfCfCfuuaugaagcaL96	578 usGfscuuCfaUfUfagguUfuCfaaaasusa	619
AD-74784	csasaacaUfuAfUfAfuugaauuaL96	579 usAfsauaUfuCfAfauuAfaUfguuugsusu	620
AD-74785	asasaccaGfuGfAfAfaucuaagaaaL96	580 usUfsucuUfuGfAfuucAfcUfgguuugsgsc	621
AD-74786	gsasguuaAfaGfUfUfauuuuuccaL96	581 usGfsgaaAfuAfUfaaacUfuUfaacucsgsa	622
AD-74787	cscsaauaUfaAfAfCfaauuaaaccL96	582 usGfsguuUfaAfUfuguuUfaUfaauuggsusc	623
AD-74788	gsusggagAfaAfAfCfaaccuaaaL96	583 usAfsuuuAfgGfUfuguuUfuCfuccacsasc	624

TABLE 15A-continued

Additional Modified ANGPTL3 RNAi Agents.			
AD-XXXXX	Sequence	Target	SEQ ID NO:
AD-74789	asascucaAfcUfCfAfaaacuugaaaL96	584 usUfsucaAfgUfUfuugaGfuUfgaguuscsa	625
AD-74790	asasuguuCfaCfAfAfuaaagcuccuL96	585 asGfsgagCfuUfAfaugUfgAfacausususu	626
AD-74791	gscsagaaUfuAfAfAfuaucuguauuaL96	586 usAfsauaCfaGfUfauuuAfaUfucugcsusu	627
AD-74792	usgsaaugAfaAfUfAfagaaauguaaL96	587 usUfsacaUfuUfCfuuuuUfuCfaucasasc	628
AD-74793	usascauaUfaAfAfCfuacaagucuaaL96	588 usUfsgacUfuGfUfaguuUfaUfauguasgsu	629
AD-XXXXX	Duplex Name	mRNA Target Sequence in NM_014495.3	SEQ ID NO:
AD-66916		GCAACUAACUAACUAAUUCAAA	630
AD-66922		AAGAAUAUGUCACUUGAACUCAA	631
AD-74755		UAAAACUCUAAAACUUGACUAAU	632
AD-74756		CUAACUAACUAAUUCAAAAUCA	633
AD-74757		ACCCAGAAGUAACUUCACUAAA	634
AD-74758		UUGAACUCAACUAAAACUUGAA	635
AD-74759		CUCAACUCAAAAACUUGAAAGCCU	636
AD-74760		AGUCCACGUUGCUUGAAAUUGA	637
AD-74761		ACGUUGCUGAAAUUGAAAUCA	638
AD-74762		UGGAUCACAAAACUCAAUGAAA	639
AD-74763		AAUCAAGAUUUGCUAUGUUAGAC	640
AD-74764		GCCAAAUCAGAAUUGCUAUGU	641
AD-74765		AAGAACUACUCCUUUCUUCAGU	642
AD-74766		ACAGAAUUUCUCUAUCUCCAA	643
AD-74767		AAUGAACUGAGGCAAUUAAAA	644
AD-74768		UCCAUCCAACAGAUUCAGAAAGC	645
AD-74769		CCAAAUCAGAAUUGCUAUGUU	646
AD-74770		CAAGAGCAAAUCUAAAGCCAGAG	647
AD-74771		GCAUCAUAUGAGCUAAUAUCACA	648
AD-74772		GAAUA AACUCGUAA CAAGUUA	649
AD-74773		ACCAACAGCAUAGUCAAAUAAA	650
AD-74774		AGAAAACAACCUAAAUGGUAAAU	651
AD-74775		UUCACUAAAACUUUUGUAGAAA	652
AD-74776		GUAUUAAAUAAGUUCGUGUCU	653
AD-74777		CACAAAACUUAUGAAACGUGG	654
AD-74778		AUAGAUGGAUCACAAAACUCAA	655
AD-74779		AACACUUAUACUAUGAAAACAA	656
AD-74780		CUACUAAGUCACAUGACUUUAA	657
AD-74781		CUUAUUAAAUAACUUUUCUAAAU	658
AD-74782		UAACACUUAUACUAUGAAAACA	659
AD-74783		UAUUUAUGAAACCUAAUGAAGCA	660

TABLE 15A-continued

Additional Modified ANGPTL3 RNAi Agents .		
AD-74784	AACAAACAUUUUUUUGAAUUAUC	661
AD-74785	GCAAACCAGUGAAAUCAAGAAG	662
AD-74786	UCGAGUUAAAAGUUUAUUUCC	663
AD-74787	GACCAAUUAACAAUUAACCA	664
AD-74788	GUGUGGAGAAAACAACUAAAUG	665
AD-74789	UGAACUCAACUCAAACUUGAAA	666
AD-74790	AAAUGUUCACAAUUAAGCUCCU	667
AD-74791	AAGCAGAAUUAUUACUGUAUUA	668
AD-74792	GUUGAAUGAAAUAAGAAUGUAA	669
AD-74793	ACUACAUAUAAACUACAAGUCA	670

TABLE 15B

Additional Modified ANGPTL3 RNAi Agents .			
Duplex Name	Sense Sequence 5' to 3'	SEQ ID NO: Antisense Sequence 5' to 3'	SEQ ID NO:
AD-66916	asascuaaCfuAfAfCfuuaaucaaa	548 usUfsugaAfuUfAfaguuAfgUfuaguusgsc	589
AD-66922	gsasauauGfuCfAfCfuugaacucuaa	549 usUfsgagUfuCfAfagugAfcAfuauucsusu	590
AD-74755	asasacucUfaAfAfCfuugacuaaa	550 asUfsuuaGfuCfAfaguuUfaGfaguuususa	591
AD-74756	asascuaaCfuUfAfAfuucaaaa	551 usGfsauuUfuGfAfauuaAfgUfuaguusag	592
AD-74757	csasagaaGfuAfAfCfuucacuaaaa	552 usUfsuaaGfuGfAfaguuAfcUfucuggsgsu	593
AD-74758	gsasacucAfaCfUfCfaaaacuugaa	553 usUfscaaGfuUfUfugagUfuGfaguucsasa	594
AD-74759	csasacucAfaAfAfCfuugaagccu	554 asGfsgcuUfuCfAfaguuUfuGfaguugsag	595
AD-74760	ususccacGfuUfGfCfuugaauuga	555 usCfsaauUfuCfAfagcaAfcGfuggaascsu	596
AD-74761	gsusugcuUfgAfAfAfuuuuaaaa	556 usGfsauuUfuCfAfauuuCfaAfgcaacsusu	597
AD-74762	gsasucacAfaAfAfCfuucaugaaa	557 usUfsucaUfuGfAfaguuUfuGfugaucscsa	598
AD-74763	uscсаагаUfuUfGfCfuauuguagaa	558 usUfscuaAfcAfUfagcaAfaUfcuugasusu	599
AD-74764	csasaaaUfaAfGfAfuuuugcuagu	559 asCfsauaGfcAfAfaucuUfgAfuuuugsgsc	600
AD-74765	gsasacuaCfuCfCfCfuuuucucagu	560 asCfsugaAfgAfAfagggAfgUfaguucsusu	601
AD-74766	asgsaaaUfuCfUfCfuauucucuaa	561 usUfsggaAfgAfUfagagAfaAfuuuucsgsu	602
AD-74767	usgsaacUfaGfGfCfaaaauuaaaa	562 usUfsuuaAfaUfUfugccUfcAfguucasusu	603
AD-74768	csasuccaAfcAfGfAfuucagaaaga	563 usCfsuuuUfuGfAfaucuGfuUfggaugsgsa	604
AD-74769	asasaauCfaGfAfUfuugcuagu	564 asAfscauAfgCfAfaucUfuGfauuuugsg	605
AD-74770	asgsagcaAfaAfUfCfuuaagccagaa	565 usUfscugGfcUfUfagauUfuUfgcucusug	606
AD-74771	asuscauaUfgAfGfCfuuaauucaca	566 usGfsugaUfaUfUfagcuCfaUfaugausgsc	607
AD-74772	asasuaaaCfcUfCfCfuuaaaguua	567 usAfsacuUfgUfUfacgaGfgUfuuaususc	608
AD-74773	csasacagCfaUfAfGfucuaaauaaaa	568 usUfsuuaUfuUfGfacuaUfgCfuguugsgsu	609
AD-74774	asasaacaAfcCfUfAfaauguaaa	569 asUfsuuaCfcAfUfuagGfuUfguuuucsu	610

TABLE 15B-continued

Additional Modified ANGPTL3 RNAi Agents.		
AD-74775	csascuuaAfaAfCfUfuuuaguagaaa	570 usUfsucuAfcAfAfaaguUfuUfaagugsasa 611
AD-74776	asusuaaaAfuAfAfGfuucgugucu	571 asGfsacaGfcGfAfacuuAfuUfuaausasc 612
AD-74777	csasaacUfuCfAfAfugaacguga	572 usCfsacgUfuUfCfaugAfaGfuuuugsusg 613
AD-74778	asgsauggAfuCfAfCfaaaacucaa	573 usUfsgaaGfuUfUfugugAfuCfcaucusasu 614
AD-74779	csascuuaAfuAfCfUfaugaaaacaa	574 usUfsguuUfuCfAfauguAfuUfaagugsusu 615
AD-74780	ascsuaagUfcAfCfAfuugacuuaa	575 usUfsaaaGfuCfAfauguGfaCfuugusag 616
AD-74781	usasuaaaAfuAfAfCfuuuucaaau	576 asUfsuaaGfaAfAfauguAfuUfuaauasag 617
AD-74782	ascsacuuAfaUfAfCfuaugaaaaca	577 usGfsuuuUfcAfUfaguaUfuAfaugususa 618
AD-74783	ususuaugAfaAfCfCfuuaugaagca	578 usGfscuuCfaUfUfagguUfuCfaaaasusa 619
AD-74784	csasaacaUfuAfUfAfuugaauuaa	579 usAfsauaUfuCfAfauuAfaUfguuugsusu 620
AD-74785	asasaccaGfuGfAfAfaucaaagaaa	580 usUfsucuUfuGfAfuuuAfcUfgguuusgsc 621
AD-74786	gsasguuaAfaGfUfUfuaauuucca	581 usGfsgaaAfuAfUfaaacUfuUfaacucsgsa 622
AD-74787	cscsaauaUfaAfAfCfaauuaaacca	582 usGfsguuUfaAfUfuguuUfaUfauggsusc 623
AD-74788	gsusggagAfaAfAfCfaaccuaaaua	583 usAfsuuuAfgGfUfuguuUfuCfuccacsasc 624
AD-74789	asascucaAfcUfCfAfaaacuugaaa	584 usUfsucaAfgUfUfuugaGfuUfgaguuscsc 625
AD-74790	asasuguuCfaCfAfAfuuaagcuccu	585 asGfsgagCfuUfAfaugUfgAfaauususu 626
AD-74791	gscsagaaUfuAfAfAfuacuguaaua	586 usAfsauaCfaGfUfauuAfaUfucugcsusu 627
AD-74792	usgsaaugAfaAfUfAfaaaauguaa	587 usUfsacaUfuUfCfuuuUfuCfaucasasc 628
AD-74793	usascauaUfaAfAfCfuacaagucua	588 usUfsgacUfuGfUfaguUfaUfauguasgsu 629
Duplex Name	mRNA Target Sequence in NM_014495.3	SEQ ID NO:
AD-66916	GCAACUAACUAAUUAUUCAAA	630
AD-66922	AAGAAUUGUCACUUGAACUCAA	631
AD-74755	UAAAACUCUAACUUGACUAAU	632
AD-74756	CUAACUAACUAAUUCAAAUA	633
AD-74757	ACCCAGAAGUAACUUCACUAAA	634
AD-74758	UUGAACUCAACUAAAACUUGAA	635
AD-74759	CUCAACUAAAACUUGAAAGCCU	636
AD-74760	AGUCCACGUUGCUUGAAAUUGA	637
AD-74761	ACGUUGCUUGAAAUUGAAAUCA	638
AD-74762	UGGAUCACAAAACUCAAUGAAA	639
AD-74763	AAUCAAGAUUUGCUAUGUUAGAC	640
AD-74764	GCCAAAUAAGAUUUGCUAUGU	641
AD-74765	AAGAACUACUCCUUCUUCAGU	642
AD-74766	ACAGAAUUCUCUAUCUCCAA	643
AD-74767	AAUGAACUGAGCAAUUUAAAA	644
AD-74768	UCCAUCCAACAGAUUCAGAAAGC	645
AD-74769	CCAAAUAAGAUUUGCUAUGUU	646
AD-74770	CAAGAGCAAUUCUAAAGCCAGAG	647

TABLE 15B-continued

Additional Modified ANGPTL3 RNAi Agents.		
AD-74771	GCAUCAUAUGAGCUAAUAUCACA	648
AD-74772	GAAAUAAACCUCGUAACAAGUUA	649
AD-74773	ACCAACAGCAUAGUCAAAUAAAA	650
AD-74774	AGAAAACAACCUAAAUGGUAAA	651
AD-74775	UUCACUAAAAACUUUGUAGAAA	652
AD-74776	GUUUUUUUAAAGUUCGUGUCU	653
AD-74777	CACAAAACUUCAAUGAAACGUGG	654
AD-74778	AUAGAUGGAUCACAAAACUCAA	655
AD-74779	AACACUUAAUACUAUGAAAACAA	656
AD-74780	CUACUAAGUCACAUGACUUUAA	657
AD-74781	CUUUUUUUAAACUUUUUUUUUU	658
AD-74782	UAACACUUAAUACUAUGAAAACA	659
AD-74783	UAUUUAUGAAACCUAUUGAAGCA	660
AD-74784	AACAAACAUUUAUUUGAAUUUC	661
AD-74785	GCAAACCAGUGAAAUCAAGAAG	662
AD-74786	UCGAGUUAAAGUUUAUUUUCCC	663
AD-74787	GACCAAUUAACAAUUAAACCA	664
AD-74788	GUGUGGAGAAAACAACCUAAAUG	665
AD-74789	UGAACUCAACUCAAACUUGAAA	666
AD-74790	AAAUGUUCACAAUUUAGCUCU	667
AD-74791	AAGCAGAAUUAAUACUGUAUUA	668
AD-74792	GUUGAAUGAAAUAAGAAAUGUAA	669
AD-74793	ACUACAUAUAAACUACAAGUCA	670

TABLE 16

AngPTL3 Single Dose Screen in Hep3B cells and Primary Cynomolgus Monkey Hepatocytes. Data are expressed as percent message remaining relative to AD-1955 non-targeting control.

DuplexID	Hep3b				Cynomolgus Monkey Hepatocytes			
	10 nM_ AVG	10 nM_ STDEV	0.1 nM_ AVG	0.1 nM_ STDEV	10 nM_ AVG	10 nM_ STDEV	0.1 nM_ AVG	0.1 nM_ STDEV
AD-66916	5.2	2.1	17.9	4.1	5.2	0.4	40.5	5.4
AD-66922	12.5	2.1	41.5	17.0	4.6	0.6	43.5	8.2
AD-74755	18.2	5.9	44.3	3.5	68.7	7.8	79.2	11.5
AD-74756	10.4	4.1	56.9	12.5	9.9	2.4	50.7	7.4
AD-74757	10.7	6.5	38.3	12.4	5.6	0.8	34.5	4.0
AD-74758	19.3	3.1	120.4	19.5	24.1	6.9	78.4	17.7
AD-74759	20.4	3.9	132.1	34.5	26.7	4.0	80.4	8.3
AD-74760	21.6	4.7	140.1	16.8	12.8	1.5	72.5	6.4
AD-74761	19.9	2.4	107.8	30.0	12.6	1.1	71.9	12.3
AD-74762	11.0	5.0	55.0	11.0	6.4	1.2	78.5	17.1
AD-74763	13.5	4.1	67.5	13.6	21.2	5.2	76.8	13.4
AD-74764	10.4	3.0	70.7	21.4	15.8	1.4	63.1	4.8
AD-74765	16.5	3.6	83.1	16.4	22.0	2.5	82.2	10.4
AD-74766	11.3	6.2	56.0	25.3	7.8	0.4	51.3	2.1

TABLE 16-continued

AngPTL3 Single Dose Screen in Hep3B cells and Primary
Cynomolgus Monkey Hepatocytes. Data are expressed as percent message
remaining relative to AD-1955 non-targeting control.

DuplexID	Hep3b				Cynomolgus Monkey Hepatocytes			
	10 nM_ AVG	10 nM_ STDEV	0.1 nM_ AVG	0.1 nM_ STDEV	10 nM_ AVG	10 nM_ STDEV	0.1 nM_ AVG	0.1 nM_ STDEV
AD-74767	8.6	3.2	70.9	19.7	14.8	5.8	61.5	4.7
AD-74768	28.8	10.1	120.3	24.3	37.6	5.3	81.1	9.6
AD-74769	14.5	5.5	65.4	28.5	10.3	1.6	63.5	8.9
AD-74770	42.4	13.0	95.0	23.6	59.8	8.1	104.6	14.8
AD-74771	30.0	12.2	79.7	15.3	73.7	10.0	87.6	17.1
AD-74772	22.9	3.8	60.4	10.9	80.9	9.1	83.8	8.0
AD-74773	11.2	3.3	47.4	14.1	9.7	1.8	56.3	1.8
AD-74774	57.3	4.8	99.3	8.1	65.0	4.2	81.3	9.3
AD-74775	13.8	3.6	83.1	21.8	54.2	4.0	92.0	5.5
AD-74776	50.6	11.5	114.3	39.7	80.2	11.0	97.3	9.4
AD-74777	14.8	3.8	76.7	27.0	39.4	12.1	92.1	4.2
AD-74778	22.0	13.0	62.8	24.6	15.6	3.0	70.4	7.4
AD-74779	45.5	9.0	64.7	4.7	82.8	15.1	87.0	9.0
AD-74780	38.3	13.9	81.0	22.9	77.4	7.4	82.0	4.3
AD-74781	44.5	10.1	78.5	15.9	79.5	3.3	88.7	7.9
AD-74782	59.1	18.5	137.3	65.4	79.1	3.6	88.5	4.3
AD-74783	115.4	42.4	109.6	32.6	91.8	5.6	95.3	9.2
AD-74784	11.5	4.6	47.8	18.3	8.6	2.8	56.7	10.7
AD-74785	15.0	13.9	43.9	7.4	12.1	2.6	72.4	14.0
AD-74786	32.1	10.3	61.0	14.6	85.5	7.2	93.3	22.2
AD-74787	60.9	12.4	86.4	26.2	88.1	11.9	96.6	21.4
AD-74788	17.8	7.7	69.9	23.8	19.3	1.2	79.2	15.3
AD-74789	30.6	3.6	64.0	6.9	24.6	1.3	76.0	9.5
AD-74790	15.4	3.5	56.9	10.5	9.2	0.6	58.7	12.4
AD-74791	30.7	6.3	49.3	6.9	81.3	8.3	87.3	3.8
AD-74792	10.5	2.4	30.1	6.4	10.5	1.2	54.7	7.3
AD-74793	12.1	4.9	30.9	16.2	13.2	2.1	83.2	12.7

SEQUENCE LISTING

<160> NUMBER OF SEQ ID NOS: 670

<210> SEQ ID NO 1

<211> LENGTH: 2951

<212> TYPE: DNA

<213> ORGANISM: Homo sapiens

<400> SEQUENCE: 1

```

atatatagag ttaagaagtc taggtctgct tccagaagaa aacagttcca cggtgcttga      60
aattgaaaat caagataaaa atgttcacaa ttaagctcct tctttttatt gttcctctag      120
ttatttcctc cagaattgat caagacaatt catcatttga ttctctatct ccagagccaa      180
aatcaagatt tgctatgtta gacgatgtaa aaatttttagc caatggcctc cttcagttgg      240
gacatggtct taaagacttt gtccataaga cgaagggccaa aattaatgac atatttcaaa      300
aactcaacat atttgatcag tctttttatg atctatcgct gcaaaccagt gaaatcaaag      360
aagaagaaaa ggaactgaga agaactacat ataaactaca agtcaaaaaa gaagaggtaa      420
agaatatgtc acttgaactc aactcaaaac ttgaaagcct cctagaagaa aaaattctac      480
ttcaacaaaa agtgaaatat ttagaagagc aactaactaa cttaattcaa aatcaacctg      540
aaactccaga acaccagaa gtaacttcac ttaaaacttt tgtagaaaaa caagataata      600
gcatcaaaga ccttctccag accgtggaag accaatataa acaattaaac caacagcata      660
gtcaaaaaaa agaaaatagaa aatcagctca gaaggactag tattcaagaa cccacagaaa      720

```

-continued

tttctctatc	ttccaagcca	agagcaccaa	gaactactcc	ctttcttcag	ttgaatgaaa	780
taagaaatgt	aaaacatgat	ggcattcctg	ctgaatgtac	caccatttat	aacagagggtg	840
aacatacaag	tggcatgtat	gccatcagac	ccagcaactc	tcaagttttt	catgtctact	900
gtgatgttat	atcaggtagt	ccatggacat	taattcaaca	tcgaatagat	ggatcacaaa	960
acttcaatga	aacgtgggag	aactacaaat	atggttttgg	gaggcttgat	ggagaatfff	1020
ggttgggctc	agagaagata	tactccatag	tgaagcaatc	taattatggt	ttacgaattg	1080
agttggaaga	ctggaaagac	aacaaacatt	atattgaata	ttctttttac	ttgggaaatc	1140
acgaaaccaa	ctatacgtca	catctagttg	cgattactgg	caatgtcccc	aatgcaatcc	1200
cggaaaacaa	agatttgggt	ttttctactt	gggatcacia	agcaaaagga	cacttcaact	1260
gtccagaggg	ttattcagga	ggctgggtgt	ggcatgatga	gtgtggagaa	aacaacctaa	1320
atggtaaata	taacaaacca	agagcaaaat	ctaagccaga	gaggagaaga	ggattatcct	1380
ggaagtctca	aaatggaagg	ttatactcta	taaaatcaac	caaaatggtg	atccatccaa	1440
cagattcaga	aagctttgaa	tgaactgagg	caaatttaaa	aggcaataat	ttaaacatta	1500
acctcattcc	aagttaatgt	ggtctaataa	tctggtatta	aatccttaag	agaaagcttg	1560
agaaatagat	tttttttate	ttaaagtcac	tgtctattta	agattaaaca	tacaatcaca	1620
taaccttaaa	gaataccggt	tacatttctc	aatcaaaatt	cttataatac	tatttgtttt	1680
aaattttgtg	atgtgggaat	caattttaga	tggtcacaat	ctagattata	atcaataggt	1740
gaacttatta	aataactttt	ctaataaaaa	aatttagaga	cttttatttt	aaaaggcatc	1800
atatgagcta	atatcacaac	ttcccagtt	taaaaaacta	gtactcttgt	taaaactcta	1860
aacttgacta	aatacagagg	actggtaatt	gtacagttct	taaatggtgt	agtattaatt	1920
tcaaaaactaa	aaatcgctag	cacagagtat	gtgtaaaaat	ctgtaataca	aatttttaaa	1980
ctgatgcttc	atfttgctac	aaaataaatt	ggagtaaatg	tttgatatga	tttatttatg	2040
aaacctaatg	aagcagaatt	aaatactgta	ttaaaataag	ttcgctgtct	ttaaacaaat	2100
ggagatgact	actaagtcac	attgacttta	acatgaggta	tcaactatacc	ttatttggtta	2160
aaatatatac	tgtatacatt	ttatatattt	taacacttaa	tactatgaaa	acaataaatt	2220
gtaaaggaat	cttgtcagat	tacagtaaga	atgaacatat	ttgtggcatc	gagttaaagt	2280
ttatatfttc	cctaaatgat	ctgtgattct	aatacattcg	tgtaggtttt	caagtagaaa	2340
taaacctcgt	aacaagttac	tgaacgttta	aacagcctga	caagcatgta	tatatgttta	2400
aaattcaata	aacaaagacc	cagtcctcaa	attatagaaa	tttaatttat	tcttgcatgt	2460
ttatcgacat	cacaacagat	ccctaaatcc	ctaaatccct	aaagattaga	tacaaatfff	2520
ttaccacagt	atcacttgtc	agaatttatt	tttaaatatg	atfttttaaa	actgccagta	2580
agaaatftta	aattaaaccc	atftgttaaa	ggatatagtg	cccaagttat	atggtgacct	2640
acctttgtca	atacttagca	ttatgtattt	caaattatcc	aatatacatg	tcatatatat	2700
ttttatatgt	cacatatata	aaagatatgt	atgatctatg	tgaatcctaa	gtaaatattt	2760
tgttccagaa	aagtacaaaa	taataaaggt	aaaaataatc	tataatfttc	aggaccacag	2820
actaagctgt	cgaatftaac	gctgattftt	ttagggccag	aatacctaaa	tggtcctctc	2880
cttcccccaa	aattggacaa	tttcaaatgc	aaaataatfc	attatftta	atagagttg	2940
cttctctat	t					2951

-continued

```

<210> SEQ ID NO 2
<211> LENGTH: 2149
<212> TYPE: DNA
<213> ORGANISM: Macaca mulatta

<400> SEQUENCE: 2
atatatagag ttaagaagtc taggtctgct tccagaagaa cacagttcca cgttgcttga      60
aattgaaat  caggataaaa atgttcacaa ttaagctcct tctttttatt gttcctctag      120
ttatttctc  cagaattgac caagacaatt catcatttga ttctgtatct ccagagccaa      180
aatcaagatt tgctatgtta gacgatgtaa aaattttagc caatggcctc cttcagttgg      240
gacatggtct taaagacttt gtcataaga ctaagggcc aattaatgac atatttcaaa      300
aactcaacat atttgatcag tctttttatg atctatcact gcaaaccagt gaaatcaaag      360
aagaagaaaa ggaactgaga agaactacat ataaactaca agtcaaaaat gaagaggtaa      420
agaatatgtc acttgaactc aactcaaac ttgaaagcct cctagaagaa aaaattctac      480
ttcaacaaaa agtgaaatat ttagaagagc aactaactaa cttaattcaa aatcaactg      540
aaactccaga acatccagaa gtaacttcac ttaaaagttt tgtagaaaa caagataata      600
gcatcaaaaga ccttctccag actgtggaag aacaatataa gcaattaaac caacagcaca      660
gtcaataaaa agaaatagaa aatcagctca gaatgactaa tattcaagaa cccacagaaa      720
tttctctatc ttccaagcca agagcaccaa gaactactcc ctttcttcag ctgaatgaaa      780
taagaaatgt aaaacatgat ggcatctctg ctgattgtac caccatttac aatagaggtg      840
aacatataag tggcatgtat gccatcagac ccagcaactc tcaagttttt catgtctact      900
gtgatgttgt atcaggtaaa acctgtctaa ggagaataga tggatcacia aacttcaatg      960
aaactggtgg gaactacaaa tatggtttcg ggaggcttga tggagaatc tggttgggcc     1020
tagagaagat atactccata gtgaagcaat ctaattacgt tttacgaatt gagttggaag     1080
actggaaaga caacaaacat tatattgaat attcttttta cttgggaaat cacgaaacca     1140
actatacgtc acatgtagtt aagattactg gcaatgtccc caatgcaatc ccggaaaaca     1200
aagatttggg gttttctact tgggatcaca aagcaaaagg aacttccagc tgtccagaga     1260
gttattcagg aggctggtgg tggcatgatg agtgtggaga aaacaacct aatggtaaat     1320
atacaaaacc aagaacaaaa tctaagccag agcggagaag aggattatcc tgggaagtctc     1380
aaaatggaag gttatactct ataaaaatca ccaaaatgtt gatccatcca acagattcag     1440
aaagctttga atgaactgag gcaaatttaa aaggcaataa attaaacatt aaactcattc     1500
caagttaatg tggtttaata atctggtatt aaatccttaa gagaaggctt gagaaataga     1560
ttttttatc  ttaaagtcac tgcaattta agattaaaca tacaatcaca taacctaaa     1620
gaataccatt tacatttctc aatcaaaat cctacaacac tatttgtttt atattttgtg     1680
atgtgggaat caattttaga tggtcgcaat ctaaattata atcaacaggg gaacttacta     1740
aataactttt ctaataaaaa aacttagaga cttaatttt aaaagtcac atagagcta     1800
atatcacaat tttcccagtt taaaaaacta gttttctgtg taaaactcta aacttgacta     1860
aataaagagg actgataatt atacagttct taaatttgtt gtaatattaa ttcaaaact     1920
aaaaattgtc agcacagagt atgtgtaaaa atctgtaata taaattttta aactgatgcc     1980
tcattttgct acaaaataat ctggagtaaa tttttgatag gatttattta tgaaacctaa     2040

```


-continued

tgaagcagga ttaaatactg tattaaaata ggttcgtgt cttttaaaca aatggagatg	2100
atgattacta agtcacattg actttaatat gaggtatcac tatacctta	2149

<210> SEQ ID NO 3
 <211> LENGTH: 1598
 <212> TYPE: DNA
 <213> ORGANISM: Mus musculus

<400> SEQUENCE: 3

caggaggag aagttccaaa ttgcttaaaa ttgaataatt gagacaaaa atgcacacaa	60
ttaaattatt cctttttggt gtcccttttag taattgcatc cagagtggat ccagaccttt	120
catcatttga ttctgcacct tcagagccaa aatcaagatt tgctatgttg gatgatgtca	180
aaattttagc gaatggcctc ctgcagctgg gtcctggact taaagatttt gtccataaga	240
ctaagggaca aattaacgac atatttcaga agctcaacat atttgatcag tctttttatg	300
acctatcact tcgaaccaat gaaatcaaag aagaggaaaa ggagctaaga agaactacat	360
ctacactaca agttaaaaac gaggaggtga agaacatgtc agtagaactg aactcaaagc	420
ttgagagtct gctggaagag aagacagccc ttcaacacaa ggtcagggct ttggaggagc	480
agctaaccaa cttaattcta agcccagctg gggctcagga gcaccagaa gtaacatcac	540
tcaaagttt tgtagaacag caagacaaca gcataagaga actcctccag agtgtggaag	600
aacagtataa acaattaagt caacagcaca tgcagataaa agaaatagaa aagcagctca	660
gaaagactgg tattcaagaa cctcagaaa attctctttc ttctaaatca agagcaccaa	720
gaactactcc ccctcttcaa ctgaacgaaa cagaaaatac agaacaagat gaccttctg	780
ccgactgctc tgccgtttat aacagaggcg aacatacaag tggcgtgtac actattaaac	840
caagaaactc ccaagggttt aatgtctact gtgataccca atcaggcagt ccatggacat	900
taattcaaca ccgaaaagat ggctcacagg acttcaacga aacatgggaa aactacgaaa	960
agggcttttg gaggtcagat ggagaatttt ggttgggct agagaagatc tatgctatag	1020
tccaacagtc taactacatt ttacgactcg agctacaaga ctggaaagac agcaagcact	1080
acgttgaata ctcctttcac ctgggcagtc acgaaaccaa ctacacgcta catgtggctg	1140
agattgctgg caatatccct ggggcctcc cagagcacac agacctgatg ttttctacat	1200
ggaatcacag agcaaagga cagctctact gtccagaaag ttactcaggt ggctggtggt	1260
ggaatgacat atgtggagaa aacaacctaa atggaaaata caacaaacc agaaccaaat	1320
ccagaccaga gagaagaaga gggatctact ggagacctca gagcagaag ctctatgcta	1380
tcaaatcatc caaaatgatg ctccagccca ccacctaaga agcttcaact gaactgagac	1440
aaaataaaag atcaataaat taaatattaa agtcctcccg atcactgtag taatctggtg	1500
ttaaattttt aatggaaagc ttgagaattg aattcaatt aggtttaaac tcattgttaa	1560
gatcagatat caccgaatca acgtaacaa aatttatc	1598

<210> SEQ ID NO 4
 <211> LENGTH: 1785
 <212> TYPE: DNA
 <213> ORGANISM: Rattus norvegicus

<400> SEQUENCE: 4

gacgttccaa attgcttgaa attgaataat tgaaacaaaa atgcacacaa ttaagctgct	60
---	----

-continued

```

ccttttggtt gttcctctag taatttcgtc cagagttgat ccagaccttt cgccatttga 120
ttctgtaccg tcagagccaa aatcaagatt tgctatggtg gatgatgtca aaatttttagc 180
caatggcctc ctgcagctgg gtcatggtct taaagatttt gtcataaga caaagggaca 240
aattaatgac atatttcaga agctcaacat atttgatcag tgtttttatg acctatcact 300
tcaaaccaat gaaatcaag aagaggaaaa ggagctaaga agaaccacat ctaaactaca 360
agttaaaaac gaagagggtga agaataatgct acttgaactg aactcaaagc ttgaaagtct 420
actggaggag aagatggcgc tccaacacag agtcagggct ttggaggaac agctgaccag 480
cttggttcag aacccgcctg gggctcggga gcaccagag gtaacgtcac ttaaaagttt 540
tgtagaacag caagataaca gcataagaga actcctccag agtggggaag aacaataata 600
acaactaagt caacagcaca ttcagataaa agaaatagaa aatcagctca gaaagactgg 660
cattcaagaa cccactgaaa attctcttta ttctaacca agagcaccaa gaactactcc 720
ccctcttcat ctgaaggaag caaaaaatat agaacaagat gatctgcctg ctgactgctc 780
tgccatttat aacagagggtg aacatacaag tggcgtgtat actattagac caagcagctc 840
tcaagtgttt aatgtctact gtgacacca atcaggcact ccacggacat taattcaaca 900
cgggaaagat ggctctcaaa acttcaacca aacgtgggaa aactacgaaa aggggttttg 960
gaggcttgat ggtaaagtga tttccttgca tcaactcact atctggtgat ttaatagtat 1020
tagttgggtg tgttgacaca ggctgagac catagcgtt ttgggcaagg ggggaggagg 1080
agcagcaggt gaattgaaag ttcaagacca gtctgggcca cacattgata ctcttctcg 1140
acattaagaa ttataaatta agcagcaatt ataaaatggg ctgtggaat gtaacaataa 1200
gcaaaagcag accccagctc tcataaaact gattggtaaa tattatccat gatagcaact 1260
gcaatgatct cattgtactt atcaactctg catgcctgca gtatgcttgt tgaacttaa 1320
ttctatagtt catggttata ataagtotta ttaaggaaca tagtatacgc cattggctct 1380
agtgaggggc catgctacaa atgagctgca aagatagcag tatagagctc tttcagtgat 1440
atcctaagca caacgtaaca caggtgaaat gggctggagg cacagttgtg gtggaacacg 1500
cggccagcag gacactggga ctgatcccca gcagcacaaa gaaagtgata ggaacacaga 1560
gcgagagtta gaagggacag ggtcacctgc agagatacgg tgtctaactc ctgcaaccct 1620
acctgtaatt attccatatt ataacatat actatataac tgtgggtctc tgcattgtct 1680
agaatatgaa ttctatttga ttgtaaaaca aaactataaa aataagttaa aaaataaaaa 1740
ataaacagat acttaaaatc aaaaaaaaaa aaaaaaaaaa aaaaa 1785

```

<210> SEQ ID NO 5

<211> LENGTH: 2951

<212> TYPE: DNA

<213> ORGANISM: *Homo sapiens*

<400> SEQUENCE: 5

```

aatagaggaa gcaactcata tattaataaa tgaattattt tgcatttgaa attgtccaat 60
tttgggggaa gagaggagcc attttggat tctggcccta aaaaaatcag cgtaatttc 120
gacagcttag tctgtggtcc tgaaaattat agattatttt tacctttatt atttgtact 180
tttctggaac aaaatattta cttaggatc acatagatca tacatatctt ttatatatgt 240
gacatataaa aatatatatg acatgtatat tggataattt gaaatacata atgctaagta 300

```

-continued

ttgacaaaagg taggtcacca tataacttgg gcactatata ctttaacaaa tgggtttaat	360
ttaaaatttc ttactggcag ttttaaaaaa tcatatttaa aaataaattc tgacaagtga	420
tactgtggta aaaaatttgt atctaactct tagggattta gggatttagg gatctgttgt	480
gatgtcgata aacatgcaag aataatttaa atttctataa tttagggact gggctcttgt	540
ttattgaatt ttaacatat atacatgctt gtcaggctgt ttaaacgttc agtaacttgt	600
tacgaggttt atttctactt gaaaacctac acgaatgtat tagaatcaca gcataattag	660
gggaaatata aactttaact cgatgccaca aatatgttca ttcttactgt aatctgacaa	720
gattccttta caattatttg ttttcatagt attaagtgtt aaaatatata aaatgtatac	780
agtatatatt ttaacaaata aggtatagtg atacctcatg ttaaagtcaa tgtgacttag	840
tagtcatctc catttgttta aagacagcga acttatttta atacagtatt taattctgct	900
tcattaggtt tcataaataa atcatatcaa acatttactc caaattattt tgtagcaaaa	960
tgaagcatca gtttaaaaat ttgtattaca gatttttaca catactctgt gctgacgatt	1020
tttagtttg aaattaatac tacaacattt aagaactgta caattaccag tcctctgtat	1080
ttagtcaagt ttagagtttt aacaagagta ctagtttttt aaactgggaa agttgtgata	1140
ttagctcata tgatgctttt taaaataaaa gtctctaaat tttttattta gaaaagtat	1200
ttaataagtt cacctattga ttataatcta gattgtgacc atctaaaatt gattcccaca	1260
tcacaaaatt taaaacaaat agtattataa gaattttgat tgagaaatgt aaacggtatt	1320
ctttaagggt atgtgattgt atgtttaatc ttaaatagac agtgacttta agataaaaaa	1380
aatctatttc tcaagctttc tcttaaggat ttaataccag attattagac cacattaact	1440
tggaatgagg ttaatgttta aattattgcc ttttaaat tgcctcagttc attcaaaagct	1500
ttctgaatct gttggatgga tcaacatttt ggttgatttt atagagtata acctccatt	1560
ttgagacttc caagataatc ctcttctcct ctctggctta gattttgctc ttggtttgtt	1620
atatttacca tttagggtgt tttctccaca ctcatcatgc caccaccagc ctctgaata	1680
acctctgga cagttgaagt gtccttttgc tttgtgatcc caagtagaaa acaccaaate	1740
tttgttttcc gggattgcat tggggacatt gccagtaatc gcaactagat gtagcgtata	1800
gttggtttcg tgatttccca agtaaaaaga atattcaata taatgtttgt tgtctttcca	1860
gtcttccaac tcaattcgta aaacataaatt agattgcttc actatggagt atatcttctc	1920
taggccaac caaaattctc catcaagcct cccaaaacca tattttagt tctcccagct	1980
ttcattgaag ttttgtgatc catctattcg atgttgaatt aatgtccatg gactacctga	2040
tataacatca cagtagacat gaaaaacttg agagttgctg ggtctgatgg catacatgcc	2100
acttgatgt tcacctctgt tataaatggg ggtacattca gcaggaatgc catcatgttt	2160
tacatttctt atttcattca actgaagaaa gggagtagtt cttgggtctc ttggcttggg	2220
agatagagaa atttctgtgg gttcttgaat actagtcctt ctgagctgat tttctatttc	2280
ttttatttga ctatgctgtt ggtttaattg tttatattgg tcttccacgg tctggagaag	2340
gtctttgatg ctattatctt gtttttctac aaaagtttta agtgaagtta cttctgggtg	2400
ttctggagtt tcaggttgat tttgaattaa gttagttagt tgctcttcta aatattcac	2460
tttttgttga agtagaattt tttctctag gaggcttcca agttttgagt tgagttcaag	2520
tgacatattc tttacctctt catttttgac ttgtagttta tatgtagttc ttctcagttc	2580

-continued

ctttctctct tctttgattt cactggtttg cagcgataga tcataaaaag actgatcaaa	2640
tatgttgagt ttttgaataa tgccattaat ttggcccttc gtcttatgga caaagctttt	2700
aagaccatgt cccaactgaa ggaggccatt ggctaaaatt tttacatcgt ctaacatagc	2760
aaatcttgat tttggctctg gagatagaga atcaaatgat gaattgtctt gatcaattct	2820
ggaggaaata actagaggaa caataaaaag aaggagctta attgtgaaca tttttatcct	2880
gattttcaat ttcaagcaac gtggaactgt tttctctcgg aagcagacct agacttotta	2940
actctatata t	2951

<210> SEQ ID NO 6

<211> LENGTH: 2149

<212> TYPE: DNA

<213> ORGANISM: Macaca mulatta

<400> SEQUENCE: 6

taaggtatag tgatacctca tattaagtc aatgtgactt agtaatcacc atctccattt	60
gtttaaaaga cagcgaacct attttaatac agtatttaac cctgcttcat taggtttcat	120
aaataaatcc tatcaaaaat ttactccaga ttattttgta gcaaaatgag gcatcagttt	180
aaaaatttat attacagatt tttacacata ctctgtcctg acaattttta gttttgaaat	240
taatattaca acaaatttaa gaactgtata attatcagtc ctctttattt agtcaagttt	300
agagttttta caagaaaact agttttttta actgggaaaa ttgtgatatt agctcatatg	360
atgactttta aaattaagtc ctctaagttt tttatttaga aaagttattt agtaagttca	420
cctgttgatt ataatttaga ttgcgacct ctaaaattga tccccacc acaaaatata	480
aaacaaatag tgtgtgagga attttgattg agaaatgtaa atggtattct ttaaggttat	540
gtgattgat gtttaactct aaattgacag tgactttaag ataaaaaat ctatttctca	600
agccttctct taaggattta ataccagatt attaaaccac attaacctgg aatgagttta	660
atgtttaatt tattgccttt taaatttgc ctagttcatt caaagcttcc tgaatctggt	720
ggatggatca acattttggt tgattttata gagtataacc ttccattttg agacttccag	780
gataatcctc ttctccgctc tggcttagat tttgttcttg gtttgttata tttaccattt	840
aggttgtttt ctccacactc atcatgccac caccagcctc ctgaataact ctctggacag	900
ctgaagtgtc cttttgcttt gtgatcccaa gtagaaaaca ccaaatcttt gttttccggg	960
attgcattgg ggacattgcc agtaacttta actacatgta gcgtatagtt ggtttcgtga	1020
tttcccaagt aaaagaata ttcaatataa tgtttgttgt ctttccagtc ttccaactca	1080
attcgtaaaa cgtaattaga ttgcttccact atggagtata tcttctctag gcccaaccag	1140
aattctccat caagcctccc gaaaccatat ttgtagttct cccacgttcc attgaagttt	1200
tgtgatccat ctatttctct tagacagggt ttacctgata caacatcaca gtagacatga	1260
aaaacttgag agttgctggg tctgatggca tacatgccac ttatatgttc acctctattg	1320
taaatggtgg tacaatcagc aggaatgcca tcatgtttta catttcttat ttcattcagc	1380
tgaagaaagg gagtagttct tgggtctctt ggcttggaaag atagagaaat ttctgtgggt	1440
tcttgaatat tagtcattct gagctgattt tctatttctt ttatttgact gtgctgttgg	1500
tttaattgct tatattgttc ttccacagtc tggagaaggt ctttgatgct attatcttgt	1560
ttttctacaa aacttttaag tgaagttaact tctggatggt ctggagtttc aggttgattt	1620

-continued

tgaattaagt tagttagttg ctcttctaaa tatttcaactt tttgttgaag tagaattttt	1680
tcttctagga ggctttcaag ttttgagttg agttcaagtg acatattctt tacctcttca	1740
tttttgactt gtagtttata tgtagtctt ctcagttcct tttcttcttc tttgatttca	1800
ctggtttgca gtgatagatc ataaaaagac tgatcaaata tggtagttt ttgaaatg	1860
tcattaattt ggcccttagt cttatggaca aagtctttaa gaccatgtcc caactgaag	1920
aggccattgg ctaaaatttt tacatcgtct aacatagcaa atcttgattt tggctctgga	1980
gatacagaat caaatgatga attgtcttgg tcaattctgg aggaaataac tagaggaaca	2040
ataaaaaagaa ggagcttaat tgtgaacatt tttatcctga ttttcaattt caagcaact	2100
ggaaactgtg tcttctggaa gcagacctag acttctaac tctatatat	2149

<210> SEQ ID NO 7

<211> LENGTH: 1598

<212> TYPE: DNA

<213> ORGANISM: Mus musculus

<400> SEQUENCE: 7

caggaggag aagttccaaa ttgcttaaaa ttgaataatt gagacaaaa atgcacacaa	60
ttaaattatt cctttttggt gttccttttag taattgcac cagagtggat ccagacctt	120
catcatttga ttctgcacct tcagagccaa aatcaagatt tgctatgttg gatgatgtca	180
aaattttagc gaatggctc ctcgagctgg gtcctggact taaagatttt gtccataaga	240
ctaagggaca aattaacgac atatttcaga agctcaacat atttgatcag tctttttatg	300
acctatcact tcgaaccaat gaaatcaaag aagaggaaaa ggagctaaga agaactacat	360
ctacactaca agttaaaaa caggagggtga agaacatgtc agtagaactg aactcaaagc	420
ttgagagtct gctggaagag aagacagccc ttcaacacaa ggtcagggct ttggaggagc	480
agctaacc aa ctttaattota agcccagctg gggctcagga gcaccagaa gtaacatcac	540
tcaaaagttt tgtagaacag caagacaaca gcataagaga actcctccag agtggtggaag	600
aacagtataa acaattaagt caacagcaca tgcagataaa agaaatagaa aagcagctca	660
gaaagactgg tattcaagaa ccctcagaaa attctcttct ttctaaatca agagcaccia	720
gaactactcc ccctcttcaa ctgaacgaaa cagaaaaatac agaacaagat gaccttctc	780
ccgactgtct tgccttttat aacagaggcg aacatacaag tggcgtgtac actattaaac	840
caagaaactc ccaagggttt aatgtctact gtgatacca atcaggcagt ccatggacat	900
taattcaaca ccggaaagat ggctcacagg acttcaacga aacatgggaa aactacgaaa	960
agggctttgg gaggtctgat ggagaatttt ggttgggct agagaagatc tatgctatag	1020
tccaacagtc taactacatt ttacgactcg agctacaaga ctggaaagac agcaagcact	1080
acgttgaata ctctttctac ctgggcagtc acgaaaccaa ctacacgcta catgtggctg	1140
agattgctgg caatatecct ggggccctcc cagagcacac agacctgatg ttttctacat	1200
ggaatcacag agcaaaagga cagctctact gtccagaaa ttactcaggt ggctgggtgt	1260
ggaatgacat atgtggagaa aacaacctaa atggaaaata caacaaaccc agaaccacaa	1320
ccagaccaga gagaagaaga gggatctact ggagacctca gagcagaaag ctctatgcta	1380
tcaaatcatc caaatgatg ctccagocca ccacctaaaga agcttcaact gaactgagac	1440
aaaataaaag atcaataaat taaatattaa agtcctcccg atcactgtag taatctggt	1500

-continued

ttaaaat ttt aatggaaaagc ttgagaattg aatttcaatt aggtttaaac tcattgttaa	1560
gatcagatat caccgaatca acgtaaacaa aatttatc	1598

<210> SEQ ID NO 8
 <211> LENGTH: 1785
 <212> TYPE: DNA
 <213> ORGANISM: Rattus norvegicus

<400> SEQUENCE: 8

ttttttttt ttttttttt tttttgatt taagtatctg tttat ttttt atttttttac	60
ttat tttttat agttttgttt tacaatcaaa tagaattcat attctagaac atgcagagac	120
ccacagttat atagtatatg tttataatat ggaataatta caggtagggg tgcaggagtt	180
agacaccgta tctctgaagg tgaccctgtc ctttctaact ctctctctgt gttcctatca	240
ctttctttgt gctgctgggg atcagtocca gtgtcctgtc ggccgcgtgt tccaccacaa	300
ctgtgcctcc agcccatttc acctgtgta cgttgtgctt aggatatcac tgaagagct	360
ctatactgct atctttgcag ctcaattgta gcatggcccc tctactagagc caatggcgta	420
tactatgttc cttaataaga cttatgataa ccatgaacta tagaattaag tttcaacaag	480
catactgcag gcatgcagta gtgataagta caatgagatc attgcagttg ctatcatgga	540
taatat tttac caatcagttt tatgaagact ggggtctgct tttgcttatt gttacatttc	600
cacagcccat tttataattg ctgcttaatt tataattctt aatgtcgaga aggagatca	660
atgtgtggcc cagactggtc ttgaactttc aattcacctg ctgctcctcc tcccccttg	720
cccaaaagcg ctatggtctc aggcctgtgt caacacaccc aactaatact attaaatcaa	780
cagataagtg agtgcagcaa ggaatcact ttaccatcaa gcctocccaa acccttttcg	840
tagttttccc acgtttgggt gaagttttga gagccatctt tccgggtgtg aattaatgtc	900
cgtggagtgc ctgattgggt gtcacagtag acattaaaca cttgagagct gcttggctca	960
atagtataca cgccacttgt atgttcacct ctgttataaa tggcagagca gtcagcaggc	1020
agatcatctt gttctatatt ttttgettcc ttcagatgaa gagggggagt agttcttggg	1080
gctcttgggt tagaataaag agaattttca gtgggttctt gaatgccagt ctttctgagc	1140
tgattttcta tttcttttat ctgaatgtgc tgttgactta gttgtttata ttgttctcc	1200
acactctgga ggagtctctc tatgctgta tcttctgtgt ctacaaaact ttttaagtgc	1260
gttacctctg ggtgctccc agccccagge gggttctgaa ccaagctggt cagctgttcc	1320
tccaaagccc tgactctgtg ttggagcgcc atcttctctc ccagtagact tccaagcttt	1380
gagttcagtt caagtgcacat attcttcacc tctctgtttt taacttgtag tttagatgtg	1440
gttcttctta gctccttttc ctcttctttg atttcattgg tttgaagtga taggtcataa	1500
aaacactgat caaatatggt gagcttctga aatgtgcat taatttctcc ctttctctta	1560
tggacaaaat ctttaagacc atgaccacgc tgcaggaggc cattggctaa aattttgaca	1620
tcatccaaca tagcaaatct tgattttggc tctgacggta cagaatcaaa tggcgaaagg	1680
tctggatcaa ctctggaaga aattactaga ggaacaacaa aaaggagcag cttaattgtg	1740
tgcatttttg tttcaattat tcaatttcaa gcaatttggg acgtc	1785

<210> SEQ ID NO 9
 <211> LENGTH: 2201
 <212> TYPE: DNA

-continued

<213> ORGANISM: *Macaca fascicularis*

<400> SEQUENCE: 9

gggtagtata tagagttaag aagtctaggt ctgcttccag aagaacacag ttccacgctg	60
cttgaaatg aaaatcagga taaaaatgtt cacaattaag ctcttcttt ttattgttcc	120
tctagttatt tcctocagaa ttgaccaaga caattcatca tttgattctg tatctccaga	180
gccaaaatca agatttgcta tgttagacga tgtaaaaatt ttagccaatg gcctccttca	240
gttgggacat ggtcttaaag actttgtcca taagactaag ggccaaatta atgacatatt	300
tcaaaaactc aacatatttg atcagtcctt ttatgatcta tcaactgcaa ccagtgaat	360
caaagaagaa gaaaaggaac tgagaagaac tacatataaa ctacaagtca aaaatgaaga	420
ggtaagaat atgtcacttg aactcaactc aaaacttgaa agcctcctag aagaaaaaat	480
tctacttcaa caaaaagtga aatatttga agagcaacta actaacttaa ttcaaatca	540
acctgcaact ccagaacatc cagaagtaac ttcacttaaa agttttgtag aaaaacaaga	600
taatagcatc aaagaccttc tccagactgt ggaagaacaa tataagcaat taaaccaaca	660
gcatagtcaa ataaaagaaa tagaaaatca gctcagaatg actaatattc aagaaccac	720
agaaatttct ctatcttoca agccaagagc accaagaact actcccttc ttcagctgaa	780
tgaaataaga aatgtaaac atgatggcat tcctgctgat tgtaccacca tttacaatag	840
agggtgaecat ataagtggca cgtatgcat cagaccagc aactctcaag ttttcatgt	900
ctactgtgat gttgtatcag gtagtccatg gacattaatt caacatcgaa tagatggatc	960
acaaaacttc aatgaaactg gggagaacta caaatatggt ttcgggaggc ttgatggaga	1020
attctggttg ggcttagaga agatatactc catagtgaag caatctaatt acgttttacg	1080
aattgagttg gaagactgga aagacaacaa acattatatt gaatattctt tttacttggg	1140
aaatcacgaa accaactata cgctacatgt agttaagatt actggcaatg tccccaatgc	1200
aatcccgaa aacaaagatt tgggtgtttc tacttgggat cacaagcaa aaggacactt	1260
cagctgtcca gagagttatt caggaggctg gtgggtggcat gatgagtgtg gagaaaaaa	1320
cctaaatggt aatataaca aaccaagaac aaaatctaag ccagagcggg gaagaggatt	1380
atcctggaag tctcaaatg gaaggttata ctctataaaa tcaacaaaa tgttgatcca	1440
tccaacagat tcagaaagct ttgaatgaac tgaggcaaat ttaaaaggca ataaattaaa	1500
cattaaactc attccaagt aatgtggtt aataatctgg tattaatcc ttaagagaag	1560
gcttgagaaa tagatttttt tatcttaaag tcaactgcaa ttaagatta aacatacaat	1620
cacataaact taaagaatac catttacatt tctcaatcaa aattcttaca acactatttg	1680
ttttatatt tgtgatgtgg gaatcaattt tagatggtcg caatctaaat tataatcaac	1740
agggtgaact actaaataac ttttctaaat aaaaaacta gagactttaa ttttaaaagt	1800
catcatatga gctaagtca caattttccc agtttaaaaa actagttttc ttgttaaac	1860
tctaaacttg actaaataaa gaggactgat aattatacag ttcttaaat tgttgaata	1920
ttaatttcaa aactaaaaat tgcagcaca gagtatgtg aaaaatctgt aatataaatt	1980
tttaactga tgcctcattt tgctacaaa taactctggag taaatttttg ataggattta	2040
tttatgaaac ctaatgaagc aggattaaat actgtattaa aataggttcg ctgtctttta	2100
aacaaatgga gatgatgatt actaagtcac attgacttta atatgaggta tcaatatacc	2160

-continued

ttaacatatt tggtaaaacg tatactgtat acattttgtg t 2201

<210> SEQ ID NO 10
<211> LENGTH: 11
<212> TYPE: PRT
<213> ORGANISM: Unknown
<220> FEATURE:
<221> NAME/KEY: source
<223> OTHER INFORMATION: /note="Description of Unknown:
RPGF analogue sequence"

<400> SEQUENCE: 10

Ala Ala Leu Leu Pro Val Leu Leu Ala Ala Pro
1 5 10

<210> SEQ ID NO 11
<211> LENGTH: 13
<212> TYPE: PRT
<213> ORGANISM: Human immunodeficiency virus

<400> SEQUENCE: 11

Gly Arg Lys Lys Arg Arg Gln Arg Arg Arg Pro Pro Gln
1 5 10

<210> SEQ ID NO 12
<211> LENGTH: 16
<212> TYPE: PRT
<213> ORGANISM: Drosophila sp.

<400> SEQUENCE: 12

Arg Gln Ile Lys Ile Trp Phe Gln Asn Arg Arg Met Lys Trp Lys Lys
1 5 10 15

<210> SEQ ID NO 13
<211> LENGTH: 16
<212> TYPE: PRT
<213> ORGANISM: Unknown
<220> FEATURE:
<221> NAME/KEY: source
<223> OTHER INFORMATION: /note="Description of Unknown:
RPGF sequence"

<400> SEQUENCE: 13

Ala Ala Val Ala Leu Leu Pro Ala Val Leu Leu Ala Leu Leu Ala Pro
1 5 10 15

<210> SEQ ID NO 14
<211> LENGTH: 21
<212> TYPE: RNA
<213> ORGANISM: Artificial Sequence
<220> FEATURE:
<221> NAME/KEY: source
<223> OTHER INFORMATION: /note="Description of Artificial Sequence:
Synthetic oligonucleotide"

<400> SEQUENCE: 14

gaauauguca cuugaacuca a 21

<210> SEQ ID NO 15
<211> LENGTH: 23
<212> TYPE: DNA
<213> ORGANISM: Artificial Sequence
<220> FEATURE:
<221> NAME/KEY: source
<223> OTHER INFORMATION: /note="Description of Artificial Sequence:

-continued

Synthetic oligonucleotide"
<220> FEATURE:
<221> NAME/KEY: source
<223> OTHER INFORMATION: /note="Description of Combined DNA/RNA
Molecule: Synthetic oligonucleotide"

<400> SEQUENCE: 15

utgaguucaa gtgacauuu cuu 23

<210> SEQ ID NO 16
<211> LENGTH: 21
<212> TYPE: DNA
<213> ORGANISM: Artificial Sequence
<220> FEATURE:
<221> NAME/KEY: source
<223> OTHER INFORMATION: /note="Description of Artificial Sequence:
Synthetic oligonucleotide"
<220> FEATURE:
<221> NAME/KEY: source
<223> OTHER INFORMATION: /note="Description of Combined DNA/RNA
Molecule: Synthetic oligonucleotide"

<400> SEQUENCE: 16

gaauatguga cuugaacuca a 21

<210> SEQ ID NO 17
<211> LENGTH: 23
<212> TYPE: RNA
<213> ORGANISM: Artificial Sequence
<220> FEATURE:
<221> NAME/KEY: source
<223> OTHER INFORMATION: /note="Description of Artificial Sequence:
Synthetic oligonucleotide"

<400> SEQUENCE: 17

uugaguucaa gugacauuu cuu 23

<210> SEQ ID NO 18
<211> LENGTH: 21
<212> TYPE: DNA
<213> ORGANISM: Artificial Sequence
<220> FEATURE:
<221> NAME/KEY: source
<223> OTHER INFORMATION: /note="Description of Artificial Sequence:
Synthetic oligonucleotide"
<220> FEATURE:
<221> NAME/KEY: source
<223> OTHER INFORMATION: /note="Description of Combined DNA/RNA
Molecule: Synthetic oligonucleotide"

<400> SEQUENCE: 18

aauaagcugc uucuuuuuu u 21

<210> SEQ ID NO 19
<211> LENGTH: 23
<212> TYPE: RNA
<213> ORGANISM: Artificial Sequence
<220> FEATURE:
<221> NAME/KEY: source
<223> OTHER INFORMATION: /note="Description of Artificial Sequence:
Synthetic oligonucleotide"

<400> SEQUENCE: 19

aaauaaaaga aggagcuuaa uug 23

<210> SEQ ID NO 20

-continued

<211> LENGTH: 21
<212> TYPE: RNA
<213> ORGANISM: Artificial Sequence
<220> FEATURE:
<221> NAME/KEY: source
<223> OTHER INFORMATION: /note="Description of Artificial Sequence:
Synthetic oligonucleotide"

<400> SEQUENCE: 20

acauuuuga ucagucuuu u 21

<210> SEQ ID NO 21
<211> LENGTH: 23
<212> TYPE: RNA
<213> ORGANISM: Artificial Sequence
<220> FEATURE:
<221> NAME/KEY: source
<223> OTHER INFORMATION: /note="Description of Artificial Sequence:
Synthetic oligonucleotide"

<400> SEQUENCE: 21

aaaaagacug aucaauaug uug 23

<210> SEQ ID NO 22
<211> LENGTH: 21
<212> TYPE: RNA
<213> ORGANISM: Artificial Sequence
<220> FEATURE:
<221> NAME/KEY: source
<223> OTHER INFORMATION: /note="Description of Artificial Sequence:
Synthetic oligonucleotide"

<400> SEQUENCE: 22

ugucacuuga acucauca a 21

<210> SEQ ID NO 23
<211> LENGTH: 23
<212> TYPE: RNA
<213> ORGANISM: Artificial Sequence
<220> FEATURE:
<221> NAME/KEY: source
<223> OTHER INFORMATION: /note="Description of Artificial Sequence:
Synthetic oligonucleotide"

<400> SEQUENCE: 23

uugaguugag uucaagugac aua 23

<210> SEQ ID NO 24
<211> LENGTH: 21
<212> TYPE: RNA
<213> ORGANISM: Artificial Sequence
<220> FEATURE:
<221> NAME/KEY: source
<223> OTHER INFORMATION: /note="Description of Artificial Sequence:
Synthetic oligonucleotide"

<400> SEQUENCE: 24

aacuaacuaa cuuauucaa a 21

<210> SEQ ID NO 25
<211> LENGTH: 23
<212> TYPE: RNA
<213> ORGANISM: Artificial Sequence
<220> FEATURE:
<221> NAME/KEY: source
<223> OTHER INFORMATION: /note="Description of Artificial Sequence:

-continued

Synthetic oligonucleotide"

<400> SEQUENCE: 25

uuugaaauaa guuaguuagu ugc 23

<210> SEQ ID NO 26
 <211> LENGTH: 21
 <212> TYPE: RNA
 <213> ORGANISM: Artificial Sequence
 <220> FEATURE:
 <221> NAME/KEY: source
 <223> OTHER INFORMATION: /note="Description of Artificial Sequence:
 Synthetic oligonucleotide"

<400> SEQUENCE: 26

ucacaaauaa gcuccuuuu u 21

<210> SEQ ID NO 27
 <211> LENGTH: 23
 <212> TYPE: RNA
 <213> ORGANISM: Artificial Sequence
 <220> FEATURE:
 <221> NAME/KEY: source
 <223> OTHER INFORMATION: /note="Description of Artificial Sequence:
 Synthetic oligonucleotide"

<400> SEQUENCE: 27

aaagaaggag cuuaauugug aac 23

<210> SEQ ID NO 28
 <211> LENGTH: 21
 <212> TYPE: RNA
 <213> ORGANISM: Artificial Sequence
 <220> FEATURE:
 <221> NAME/KEY: source
 <223> OTHER INFORMATION: /note="Description of Artificial Sequence:
 Synthetic oligonucleotide"

<400> SEQUENCE: 28

gagcaacuaa cuaacuuau u 21

<210> SEQ ID NO 29
 <211> LENGTH: 23
 <212> TYPE: RNA
 <213> ORGANISM: Artificial Sequence
 <220> FEATURE:
 <221> NAME/KEY: source
 <223> OTHER INFORMATION: /note="Description of Artificial Sequence:
 Synthetic oligonucleotide"

<400> SEQUENCE: 29

aaauaaguua guuaguugcu cuu 23

<210> SEQ ID NO 30
 <211> LENGTH: 21
 <212> TYPE: RNA
 <213> ORGANISM: Artificial Sequence
 <220> FEATURE:
 <221> NAME/KEY: source
 <223> OTHER INFORMATION: /note="Description of Artificial Sequence:
 Synthetic oligonucleotide"

<400> SEQUENCE: 30

uuuuuuucc ucuaguuuu u 21

-continued

<210> SEQ ID NO 31
<211> LENGTH: 23
<212> TYPE: RNA
<213> ORGANISM: Artificial Sequence
<220> FEATURE:
<221> NAME/KEY: source
<223> OTHER INFORMATION: /note="Description of Artificial Sequence:
Synthetic oligonucleotide"

<400> SEQUENCE: 31

aaauaacuag aggaacaaua aaa 23

<210> SEQ ID NO 32
<211> LENGTH: 21
<212> TYPE: RNA
<213> ORGANISM: Artificial Sequence
<220> FEATURE:
<221> NAME/KEY: source
<223> OTHER INFORMATION: /note="Description of Artificial Sequence:
Synthetic oligonucleotide"

<400> SEQUENCE: 32

auuaagcucc uucuuuuuau u 21

<210> SEQ ID NO 33
<211> LENGTH: 23
<212> TYPE: RNA
<213> ORGANISM: Artificial Sequence
<220> FEATURE:
<221> NAME/KEY: source
<223> OTHER INFORMATION: /note="Description of Artificial Sequence:
Synthetic oligonucleotide"

<400> SEQUENCE: 33

aauaaaaaga aggagcuuaa uug 23

<210> SEQ ID NO 34
<211> LENGTH: 21
<212> TYPE: RNA
<213> ORGANISM: Artificial Sequence
<220> FEATURE:
<221> NAME/KEY: source
<223> OTHER INFORMATION: /note="Description of Artificial Sequence:
Synthetic oligonucleotide"

<400> SEQUENCE: 34

gaauauguca cuugaacuca a 21

<210> SEQ ID NO 35
<211> LENGTH: 23
<212> TYPE: RNA
<213> ORGANISM: Artificial Sequence
<220> FEATURE:
<221> NAME/KEY: source
<223> OTHER INFORMATION: /note="Description of Artificial Sequence:
Synthetic oligonucleotide"

<400> SEQUENCE: 35

uugagucaaa gugacauuu cuu 23

<210> SEQ ID NO 36
<211> LENGTH: 21
<212> TYPE: RNA
<213> ORGANISM: Artificial Sequence
<220> FEATURE:

-continued

<221> NAME/KEY: source
<223> OTHER INFORMATION: /note="Description of Artificial Sequence:
Synthetic oligonucleotide"

<400> SEQUENCE: 36

caacauuuu gaucagucuu u 21

<210> SEQ ID NO 37
<211> LENGTH: 23
<212> TYPE: RNA
<213> ORGANISM: Artificial Sequence
<220> FEATURE:
<221> NAME/KEY: source
<223> OTHER INFORMATION: /note="Description of Artificial Sequence:
Synthetic oligonucleotide"

<400> SEQUENCE: 37

aaagacugau caaaauuguu gag 23

<210> SEQ ID NO 38
<211> LENGTH: 21
<212> TYPE: RNA
<213> ORGANISM: Artificial Sequence
<220> FEATURE:
<221> NAME/KEY: source
<223> OTHER INFORMATION: /note="Description of Artificial Sequence:
Synthetic oligonucleotide"

<400> SEQUENCE: 38

cuccauagug aagcaaucua a 21

<210> SEQ ID NO 39
<211> LENGTH: 23
<212> TYPE: RNA
<213> ORGANISM: Artificial Sequence
<220> FEATURE:
<221> NAME/KEY: source
<223> OTHER INFORMATION: /note="Description of Artificial Sequence:
Synthetic oligonucleotide"

<400> SEQUENCE: 39

uuagauugcu ucacuaugga gua 23

<210> SEQ ID NO 40
<211> LENGTH: 21
<212> TYPE: RNA
<213> ORGANISM: Artificial Sequence
<220> FEATURE:
<221> NAME/KEY: source
<223> OTHER INFORMATION: /note="Description of Artificial Sequence:
Synthetic oligonucleotide"

<400> SEQUENCE: 40

acauuuuga ucagucuuuu u 21

<210> SEQ ID NO 41
<211> LENGTH: 23
<212> TYPE: RNA
<213> ORGANISM: Artificial Sequence
<220> FEATURE:
<221> NAME/KEY: source
<223> OTHER INFORMATION: /note="Description of Artificial Sequence:
Synthetic oligonucleotide"

<400> SEQUENCE: 41

-continued

aaaaagacug aucaaaauug uug 23

<210> SEQ ID NO 42
<211> LENGTH: 21
<212> TYPE: RNA
<213> ORGANISM: Artificial Sequence
<220> FEATURE:
<221> NAME/KEY: source
<223> OTHER INFORMATION: /note="Description of Artificial Sequence:
Synthetic oligonucleotide"

<400> SEQUENCE: 42

ugucacuuga acucaacuca a 21

<210> SEQ ID NO 43
<211> LENGTH: 23
<212> TYPE: RNA
<213> ORGANISM: Artificial Sequence
<220> FEATURE:
<221> NAME/KEY: source
<223> OTHER INFORMATION: /note="Description of Artificial Sequence:
Synthetic oligonucleotide"

<400> SEQUENCE: 43

uugaguugag uucaagugac aua 23

<210> SEQ ID NO 44
<211> LENGTH: 21
<212> TYPE: RNA
<213> ORGANISM: Artificial Sequence
<220> FEATURE:
<221> NAME/KEY: source
<223> OTHER INFORMATION: /note="Description of Artificial Sequence:
Synthetic oligonucleotide"

<400> SEQUENCE: 44

gaauauguca cuugaacuca a 21

<210> SEQ ID NO 45
<211> LENGTH: 23
<212> TYPE: DNA
<213> ORGANISM: Artificial Sequence
<220> FEATURE:
<221> NAME/KEY: source
<223> OTHER INFORMATION: /note="Description of Artificial Sequence:
Synthetic oligonucleotide"

<220> FEATURE:

<221> NAME/KEY: source

<223> OTHER INFORMATION: /note="Description of Combined DNA/RNA
Molecule: Synthetic oligonucleotide"

<400> SEQUENCE: 45

utgaguucuaa gtgacauauu cuu 23

<210> SEQ ID NO 46
<211> LENGTH: 21
<212> TYPE: DNA
<213> ORGANISM: Artificial Sequence
<220> FEATURE:
<221> NAME/KEY: source
<223> OTHER INFORMATION: /note="Description of Artificial Sequence:
Synthetic oligonucleotide"

<220> FEATURE:

<221> NAME/KEY: source

<223> OTHER INFORMATION: /note="Description of Combined DNA/RNA
Molecule: Synthetic oligonucleotide"

-continued

<400> SEQUENCE: 46
gaauatguga cuugaacuca a 21

<210> SEQ ID NO 47
<211> LENGTH: 23
<212> TYPE: RNA
<213> ORGANISM: Artificial Sequence
<220> FEATURE:
<221> NAME/KEY: source
<223> OTHER INFORMATION: /note="Description of Artificial Sequence:
Synthetic oligonucleotide"

<400> SEQUENCE: 47
uugagucaaa gugacauuu cuu 23

<210> SEQ ID NO 48
<211> LENGTH: 21
<212> TYPE: DNA
<213> ORGANISM: Artificial Sequence
<220> FEATURE:
<221> NAME/KEY: source
<223> OTHER INFORMATION: /note="Description of Artificial Sequence:
Synthetic oligonucleotide"

<220> FEATURE:
<221> NAME/KEY: source
<223> OTHER INFORMATION: /note="Description of Combined DNA/RNA
Molecule: Synthetic oligonucleotide"

<400> SEQUENCE: 48
aauaagcugc uucuutuau u 21

<210> SEQ ID NO 49
<211> LENGTH: 23
<212> TYPE: RNA
<213> ORGANISM: Artificial Sequence
<220> FEATURE:
<221> NAME/KEY: source
<223> OTHER INFORMATION: /note="Description of Artificial Sequence:
Synthetic oligonucleotide"

<400> SEQUENCE: 49
aauaaaaaga aggagcuuaa uug 23

<210> SEQ ID NO 50
<211> LENGTH: 21
<212> TYPE: RNA
<213> ORGANISM: Artificial Sequence
<220> FEATURE:
<221> NAME/KEY: source
<223> OTHER INFORMATION: /note="Description of Artificial Sequence:
Synthetic oligonucleotide"

<400> SEQUENCE: 50
acauuuuga ucagucuuu u 21

<210> SEQ ID NO 51
<211> LENGTH: 23
<212> TYPE: RNA
<213> ORGANISM: Artificial Sequence
<220> FEATURE:
<221> NAME/KEY: source
<223> OTHER INFORMATION: /note="Description of Artificial Sequence:
Synthetic oligonucleotide"

<400> SEQUENCE: 51

-continued

aaaaagacug aucaaaauag uug 23

<210> SEQ ID NO 52
<211> LENGTH: 21
<212> TYPE: RNA
<213> ORGANISM: Artificial Sequence
<220> FEATURE:
<221> NAME/KEY: source
<223> OTHER INFORMATION: /note="Description of Artificial Sequence:
Synthetic oligonucleotide"

<400> SEQUENCE: 52

ugucacuuga acucaacuca a 21

<210> SEQ ID NO 53
<211> LENGTH: 23
<212> TYPE: RNA
<213> ORGANISM: Artificial Sequence
<220> FEATURE:
<221> NAME/KEY: source
<223> OTHER INFORMATION: /note="Description of Artificial Sequence:
Synthetic oligonucleotide"

<400> SEQUENCE: 53

uugaguugag uucaagugac aua 23

<210> SEQ ID NO 54
<211> LENGTH: 21
<212> TYPE: RNA
<213> ORGANISM: Artificial Sequence
<220> FEATURE:
<221> NAME/KEY: source
<223> OTHER INFORMATION: /note="Description of Artificial Sequence:
Synthetic oligonucleotide"

<400> SEQUENCE: 54

aacuaacuaa cuuaauuca a 21

<210> SEQ ID NO 55
<211> LENGTH: 23
<212> TYPE: RNA
<213> ORGANISM: Artificial Sequence
<220> FEATURE:
<221> NAME/KEY: source
<223> OTHER INFORMATION: /note="Description of Artificial Sequence:
Synthetic oligonucleotide"

<400> SEQUENCE: 55

uuugaauuaa guuaguugu ugc 23

<210> SEQ ID NO 56
<211> LENGTH: 21
<212> TYPE: RNA
<213> ORGANISM: Artificial Sequence
<220> FEATURE:
<221> NAME/KEY: source
<223> OTHER INFORMATION: /note="Description of Artificial Sequence:
Synthetic oligonucleotide"

<400> SEQUENCE: 56

ucacaauuaa gcuccuucuu u 21

<210> SEQ ID NO 57
<211> LENGTH: 23
<212> TYPE: RNA

-continued

<213> ORGANISM: Artificial Sequence
<220> FEATURE:
<221> NAME/KEY: source
<223> OTHER INFORMATION: /note="Description of Artificial Sequence:
Synthetic oligonucleotide"

<400> SEQUENCE: 57

aaagaaggag cuuauugug aac 23

<210> SEQ ID NO 58
<211> LENGTH: 21
<212> TYPE: RNA
<213> ORGANISM: Artificial Sequence
<220> FEATURE:
<221> NAME/KEY: source
<223> OTHER INFORMATION: /note="Description of Artificial Sequence:
Synthetic oligonucleotide"

<400> SEQUENCE: 58

gagcaacuaa cuaacuauu u 21

<210> SEQ ID NO 59
<211> LENGTH: 23
<212> TYPE: RNA
<213> ORGANISM: Artificial Sequence
<220> FEATURE:
<221> NAME/KEY: source
<223> OTHER INFORMATION: /note="Description of Artificial Sequence:
Synthetic oligonucleotide"

<400> SEQUENCE: 59

aaauaaguua guaguugcu cuu 23

<210> SEQ ID NO 60
<211> LENGTH: 21
<212> TYPE: RNA
<213> ORGANISM: Artificial Sequence
<220> FEATURE:
<221> NAME/KEY: source
<223> OTHER INFORMATION: /note="Description of Artificial Sequence:
Synthetic oligonucleotide"

<400> SEQUENCE: 60

uuauuguucc ucuaguauu u 21

<210> SEQ ID NO 61
<211> LENGTH: 23
<212> TYPE: RNA
<213> ORGANISM: Artificial Sequence
<220> FEATURE:
<221> NAME/KEY: source
<223> OTHER INFORMATION: /note="Description of Artificial Sequence:
Synthetic oligonucleotide"

<400> SEQUENCE: 61

aaauaacuag aggaacaaua aaa 23

<210> SEQ ID NO 62
<211> LENGTH: 21
<212> TYPE: RNA
<213> ORGANISM: Artificial Sequence
<220> FEATURE:
<221> NAME/KEY: source
<223> OTHER INFORMATION: /note="Description of Artificial Sequence:
Synthetic oligonucleotide"

-continued

<400> SEQUENCE: 62

auuaagcucc uucuuuuuuau u 21

<210> SEQ ID NO 63

<211> LENGTH: 23

<212> TYPE: RNA

<213> ORGANISM: Artificial Sequence

<220> FEATURE:

<221> NAME/KEY: source

<223> OTHER INFORMATION: /note="Description of Artificial Sequence:
Synthetic oligonucleotide"

<400> SEQUENCE: 63

aaauaaaaga aggagcuuaa uug 23

<210> SEQ ID NO 64

<211> LENGTH: 21

<212> TYPE: RNA

<213> ORGANISM: Artificial Sequence

<220> FEATURE:

<221> NAME/KEY: source

<223> OTHER INFORMATION: /note="Description of Artificial Sequence:
Synthetic oligonucleotide"

<400> SEQUENCE: 64

gaauauguca cuugaacuca a 21

<210> SEQ ID NO 65

<211> LENGTH: 23

<212> TYPE: RNA

<213> ORGANISM: Artificial Sequence

<220> FEATURE:

<221> NAME/KEY: source

<223> OTHER INFORMATION: /note="Description of Artificial Sequence:
Synthetic oligonucleotide"

<400> SEQUENCE: 65

uugagucaa gugacauuu cuu 23

<210> SEQ ID NO 66

<211> LENGTH: 21

<212> TYPE: RNA

<213> ORGANISM: Artificial Sequence

<220> FEATURE:

<221> NAME/KEY: source

<223> OTHER INFORMATION: /note="Description of Artificial Sequence:
Synthetic oligonucleotide"

<400> SEQUENCE: 66

caacauuuu gaucagucuu u 21

<210> SEQ ID NO 67

<211> LENGTH: 23

<212> TYPE: RNA

<213> ORGANISM: Artificial Sequence

<220> FEATURE:

<221> NAME/KEY: source

<223> OTHER INFORMATION: /note="Description of Artificial Sequence:
Synthetic oligonucleotide"

<400> SEQUENCE: 67

aaagacugau caaaauuguu gag 23

<210> SEQ ID NO 68

-continued

<211> LENGTH: 21
 <212> TYPE: RNA
 <213> ORGANISM: Artificial Sequence
 <220> FEATURE:
 <221> NAME/KEY: source
 <223> OTHER INFORMATION: /note="Description of Artificial Sequence:
 Synthetic oligonucleotide"

<400> SEQUENCE: 68

 cuccauagug aagcaaucua a 21

<210> SEQ ID NO 69
 <211> LENGTH: 23
 <212> TYPE: RNA
 <213> ORGANISM: Artificial Sequence
 <220> FEATURE:
 <221> NAME/KEY: source
 <223> OTHER INFORMATION: /note="Description of Artificial Sequence:
 Synthetic oligonucleotide"

<400> SEQUENCE: 69

 uuagaauugcu ucacuaugga gua 23

<210> SEQ ID NO 70
 <211> LENGTH: 21
 <212> TYPE: RNA
 <213> ORGANISM: Artificial Sequence
 <220> FEATURE:
 <221> NAME/KEY: source
 <223> OTHER INFORMATION: /note="Description of Artificial Sequence:
 Synthetic oligonucleotide"

<400> SEQUENCE: 70

 acauauuuga ucagucuuuu u 21

<210> SEQ ID NO 71
 <211> LENGTH: 23
 <212> TYPE: RNA
 <213> ORGANISM: Artificial Sequence
 <220> FEATURE:
 <221> NAME/KEY: source
 <223> OTHER INFORMATION: /note="Description of Artificial Sequence:
 Synthetic oligonucleotide"

<400> SEQUENCE: 71

 aaaaagacug aucaauaug uug 23

<210> SEQ ID NO 72
 <211> LENGTH: 21
 <212> TYPE: RNA
 <213> ORGANISM: Artificial Sequence
 <220> FEATURE:
 <221> NAME/KEY: source
 <223> OTHER INFORMATION: /note="Description of Artificial Sequence:
 Synthetic oligonucleotide"

<400> SEQUENCE: 72

 acauauuuga ucagucuuuu u 21

<210> SEQ ID NO 73
 <211> LENGTH: 23
 <212> TYPE: RNA
 <213> ORGANISM: Artificial Sequence
 <220> FEATURE:
 <221> NAME/KEY: source
 <223> OTHER INFORMATION: /note="Description of Artificial Sequence:

-continued

Synthetic oligonucleotide"

<400> SEQUENCE: 73

aaaaagacug aucaauaug uug 23

<210> SEQ ID NO 74
<211> LENGTH: 21
<212> TYPE: RNA
<213> ORGANISM: Artificial Sequence
<220> FEATURE:
<221> NAME/KEY: source
<223> OTHER INFORMATION: /note="Description of Artificial Sequence:
Synthetic oligonucleotide"

<400> SEQUENCE: 74

acauuuuga ucagucuuuu u 21

<210> SEQ ID NO 75
<211> LENGTH: 21
<212> TYPE: RNA
<213> ORGANISM: Artificial Sequence
<220> FEATURE:
<221> NAME/KEY: source
<223> OTHER INFORMATION: /note="Description of Artificial Sequence:
Synthetic oligonucleotide"

<400> SEQUENCE: 75

acauuuuga ucagucuuuu u 21

<210> SEQ ID NO 76
<211> LENGTH: 21
<212> TYPE: DNA
<213> ORGANISM: Artificial Sequence
<220> FEATURE:
<221> NAME/KEY: source
<223> OTHER INFORMATION: /note="Description of Artificial Sequence:
Synthetic oligonucleotide"

<220> FEATURE:
<221> NAME/KEY: source
<223> OTHER INFORMATION: /note="Description of Combined DNA/RNA
Molecule: Synthetic oligonucleotide"

<400> SEQUENCE: 76

acauuuuga tcagucuuuu u 21

<210> SEQ ID NO 77
<211> LENGTH: 21
<212> TYPE: RNA
<213> ORGANISM: Artificial Sequence
<220> FEATURE:
<221> NAME/KEY: source
<223> OTHER INFORMATION: /note="Description of Artificial Sequence:
Synthetic oligonucleotide"

<400> SEQUENCE: 77

acauuuuga ucagucuuuu u 21

<210> SEQ ID NO 78
<211> LENGTH: 21
<212> TYPE: RNA
<213> ORGANISM: Artificial Sequence
<220> FEATURE:
<221> NAME/KEY: source
<223> OTHER INFORMATION: /note="Description of Artificial Sequence:
Synthetic oligonucleotide"

-continued

<400> SEQUENCE: 78

acauuuuga ucaguuuu u 21

<210> SEQ ID NO 79

<211> LENGTH: 22

<212> TYPE: RNA

<213> ORGANISM: Artificial Sequence

<220> FEATURE:

<221> NAME/KEY: source

<223> OTHER INFORMATION: /note="Description of Artificial Sequence:
Synthetic oligonucleotide"

<220> FEATURE:

<221> NAME/KEY: modified_base

<222> LOCATION: (1)..(1)

<223> OTHER INFORMATION: Inverted abasic DNA (2-hydroxymethyl-
tetrahydrofuran-5-phosphate)

<400> SEQUENCE: 79

nacauuuug aucaguuuu uu 22

<210> SEQ ID NO 80

<211> LENGTH: 21

<212> TYPE: DNA

<213> ORGANISM: Artificial Sequence

<220> FEATURE:

<221> NAME/KEY: source

<223> OTHER INFORMATION: /note="Description of Artificial Sequence:
Synthetic oligonucleotide"

<220> FEATURE:

<221> NAME/KEY: source

<223> OTHER INFORMATION: /note="Description of Combined DNA/RNA
Molecule: Synthetic oligonucleotide"

<400> SEQUENCE: 80

acauuuuga ucaguuuu u 21

<210> SEQ ID NO 81

<211> LENGTH: 21

<212> TYPE: DNA

<213> ORGANISM: Artificial Sequence

<220> FEATURE:

<221> NAME/KEY: source

<223> OTHER INFORMATION: /note="Description of Artificial Sequence:
Synthetic oligonucleotide"

<220> FEATURE:

<221> NAME/KEY: source

<223> OTHER INFORMATION: /note="Description of Combined DNA/RNA
Molecule: Synthetic oligonucleotide"

<400> SEQUENCE: 81

acauuuuga tcaguuuu u 21

<210> SEQ ID NO 82

<211> LENGTH: 21

<212> TYPE: RNA

<213> ORGANISM: Artificial Sequence

<220> FEATURE:

<221> NAME/KEY: source

<223> OTHER INFORMATION: /note="Description of Artificial Sequence:
Synthetic oligonucleotide"

<400> SEQUENCE: 82

acauuuuga ucaguuuu u 21

<210> SEQ ID NO 83

<211> LENGTH: 21

-continued

<212> TYPE: RNA
<213> ORGANISM: Artificial Sequence
<220> FEATURE:
<221> NAME/KEY: source
<223> OTHER INFORMATION: /note="Description of Artificial Sequence:
Synthetic oligonucleotide"

<400> SEQUENCE: 83

acauauuuga ucagucuuuu u 21

<210> SEQ ID NO 84
<211> LENGTH: 21
<212> TYPE: RNA
<213> ORGANISM: Artificial Sequence
<220> FEATURE:
<221> NAME/KEY: source
<223> OTHER INFORMATION: /note="Description of Artificial Sequence:
Synthetic oligonucleotide"

<400> SEQUENCE: 84

acauauuuga ucagucuuuu u 21

<210> SEQ ID NO 85
<211> LENGTH: 21
<212> TYPE: DNA
<213> ORGANISM: Artificial Sequence
<220> FEATURE:
<221> NAME/KEY: source
<223> OTHER INFORMATION: /note="Description of Artificial Sequence:
Synthetic oligonucleotide"
<220> FEATURE:
<221> NAME/KEY: source
<223> OTHER INFORMATION: /note="Description of Combined DNA/RNA
Molecule: Synthetic oligonucleotide"

<400> SEQUENCE: 85

acauauuuga ucaguctuuu u 21

<210> SEQ ID NO 86
<211> LENGTH: 21
<212> TYPE: DNA
<213> ORGANISM: Artificial Sequence
<220> FEATURE:
<221> NAME/KEY: source
<223> OTHER INFORMATION: /note="Description of Artificial Sequence:
Synthetic oligonucleotide"
<220> FEATURE:
<221> NAME/KEY: source
<223> OTHER INFORMATION: /note="Description of Combined DNA/RNA
Molecule: Synthetic oligonucleotide"

<400> SEQUENCE: 86

acauauuuga tcaguctuuu u 21

<210> SEQ ID NO 87
<211> LENGTH: 21
<212> TYPE: RNA
<213> ORGANISM: Artificial Sequence
<220> FEATURE:
<221> NAME/KEY: source
<223> OTHER INFORMATION: /note="Description of Artificial Sequence:
Synthetic oligonucleotide"

<400> SEQUENCE: 87

acauauuuga ucagucuuuu u 21

-continued

<210> SEQ ID NO 88
<211> LENGTH: 21
<212> TYPE: DNA
<213> ORGANISM: Artificial Sequence
<220> FEATURE:
<221> NAME/KEY: source
<223> OTHER INFORMATION: /note="Description of Artificial Sequence:
Synthetic oligonucleotide"
<220> FEATURE:
<221> NAME/KEY: source
<223> OTHER INFORMATION: /note="Description of Combined DNA/RNA
Molecule: Synthetic oligonucleotide"

<400> SEQUENCE: 88

acauauuuga ucagucuutu u 21

<210> SEQ ID NO 89
<211> LENGTH: 22
<212> TYPE: RNA
<213> ORGANISM: Artificial Sequence
<220> FEATURE:
<221> NAME/KEY: source
<223> OTHER INFORMATION: /note="Description of Artificial Sequence:
Synthetic oligonucleotide"
<220> FEATURE:
<221> NAME/KEY: modified_base
<222> LOCATION: (1)..(1)
<223> OTHER INFORMATION: Inverted abasic DNA (2-hydroxymethyl-
tetrahydrofuran-5-phosphate)

<400> SEQUENCE: 89

nacauuuug aucagucuuu uu 22

<210> SEQ ID NO 90
<211> LENGTH: 21
<212> TYPE: DNA
<213> ORGANISM: Artificial Sequence
<220> FEATURE:
<221> NAME/KEY: source
<223> OTHER INFORMATION: /note="Description of Artificial Sequence:
Synthetic oligonucleotide"
<220> FEATURE:
<221> NAME/KEY: source
<223> OTHER INFORMATION: /note="Description of Combined DNA/RNA
Molecule: Synthetic oligonucleotide"

<400> SEQUENCE: 90

acauauuuga tcagucuuuu u 21

<210> SEQ ID NO 91
<211> LENGTH: 21
<212> TYPE: RNA
<213> ORGANISM: Artificial Sequence
<220> FEATURE:
<221> NAME/KEY: source
<223> OTHER INFORMATION: /note="Description of Artificial Sequence:
Synthetic oligonucleotide"

<400> SEQUENCE: 91

acauauuuga ucagucuuuu u 21

<210> SEQ ID NO 92
<211> LENGTH: 21
<212> TYPE: RNA
<213> ORGANISM: Artificial Sequence
<220> FEATURE:
<221> NAME/KEY: source
<223> OTHER INFORMATION: /note="Description of Artificial Sequence:

-continued

Synthetic oligonucleotide"

<400> SEQUENCE: 92

acauuuuga ucagucuuu u 21

<210> SEQ ID NO 93
<211> LENGTH: 21
<212> TYPE: DNA
<213> ORGANISM: Artificial Sequence
<220> FEATURE:
<221> NAME/KEY: source
<223> OTHER INFORMATION: /note="Description of Artificial Sequence:
Synthetic oligonucleotide"
<220> FEATURE:
<221> NAME/KEY: source
<223> OTHER INFORMATION: /note="Description of Combined DNA/RNA
Molecule: Synthetic oligonucleotide"

<400> SEQUENCE: 93

acauuuuga ucaguctuuu u 21

<210> SEQ ID NO 94
<211> LENGTH: 19
<212> TYPE: RNA
<213> ORGANISM: Artificial Sequence
<220> FEATURE:
<221> NAME/KEY: source
<223> OTHER INFORMATION: /note="Description of Artificial Sequence:
Synthetic oligonucleotide"

<400> SEQUENCE: 94

auuuuugauc agucuuuuu 19

<210> SEQ ID NO 95
<211> LENGTH: 21
<212> TYPE: RNA
<213> ORGANISM: Artificial Sequence
<220> FEATURE:
<221> NAME/KEY: source
<223> OTHER INFORMATION: /note="Description of Artificial Sequence:
Synthetic oligonucleotide"

<400> SEQUENCE: 95

acauuuuga ucagucuuu u 21

<210> SEQ ID NO 96
<211> LENGTH: 21
<212> TYPE: DNA
<213> ORGANISM: Artificial Sequence
<220> FEATURE:
<221> NAME/KEY: source
<223> OTHER INFORMATION: /note="Description of Artificial Sequence:
Synthetic oligonucleotide"
<220> FEATURE:
<221> NAME/KEY: source
<223> OTHER INFORMATION: /note="Description of Combined DNA/RNA
Molecule: Synthetic oligonucleotide"

<400> SEQUENCE: 96

acauuuuga ucagucuuu u 21

<210> SEQ ID NO 97
<211> LENGTH: 21
<212> TYPE: RNA
<213> ORGANISM: Artificial Sequence
<220> FEATURE:

-continued

<221> NAME/KEY: source
<223> OTHER INFORMATION: /note="Description of Artificial Sequence:
Synthetic oligonucleotide"

<400> SEQUENCE: 97

acauuuuga ucaguuuuu u 21

<210> SEQ ID NO 98
<211> LENGTH: 21
<212> TYPE: RNA
<213> ORGANISM: Artificial Sequence
<220> FEATURE:
<221> NAME/KEY: source
<223> OTHER INFORMATION: /note="Description of Artificial Sequence:
Synthetic oligonucleotide"

<400> SEQUENCE: 98

acauuuuga ucaguuuuu u 21

<210> SEQ ID NO 99
<211> LENGTH: 21
<212> TYPE: DNA
<213> ORGANISM: Artificial Sequence
<220> FEATURE:
<221> NAME/KEY: source
<223> OTHER INFORMATION: /note="Description of Artificial Sequence:
Synthetic oligonucleotide"
<220> FEATURE:
<221> NAME/KEY: source
<223> OTHER INFORMATION: /note="Description of Combined DNA/RNA
Molecule: Synthetic oligonucleotide"

<400> SEQUENCE: 99

acauuuuga tcaguuuuu u 21

<210> SEQ ID NO 100
<211> LENGTH: 21
<212> TYPE: RNA
<213> ORGANISM: Artificial Sequence
<220> FEATURE:
<221> NAME/KEY: source
<223> OTHER INFORMATION: /note="Description of Artificial Sequence:
Synthetic oligonucleotide"

<400> SEQUENCE: 100

acauuuuga ucaguuuuu u 21

<210> SEQ ID NO 101
<211> LENGTH: 21
<212> TYPE: DNA
<213> ORGANISM: Artificial Sequence
<220> FEATURE:
<221> NAME/KEY: source
<223> OTHER INFORMATION: /note="Description of Artificial Sequence:
Synthetic oligonucleotide"
<220> FEATURE:
<221> NAME/KEY: source
<223> OTHER INFORMATION: /note="Description of Combined DNA/RNA
Molecule: Synthetic oligonucleotide"

<400> SEQUENCE: 101

acauuuuga ucaguuuuu u 21

<210> SEQ ID NO 102
<211> LENGTH: 21
<212> TYPE: RNA

-continued

<211> LENGTH: 21
<212> TYPE: RNA
<213> ORGANISM: Artificial Sequence
<220> FEATURE:
<221> NAME/KEY: source
<223> OTHER INFORMATION: /note="Description of Artificial Sequence:
Synthetic oligonucleotide"

<400> SEQUENCE: 107

acauauuuga ucagucuuuu u 21

<210> SEQ ID NO 108
<211> LENGTH: 21
<212> TYPE: RNA
<213> ORGANISM: Artificial Sequence
<220> FEATURE:
<221> NAME/KEY: source
<223> OTHER INFORMATION: /note="Description of Artificial Sequence:
Synthetic oligonucleotide"

<400> SEQUENCE: 108

acauauuuga ucagucuuuu u 21

<210> SEQ ID NO 109
<211> LENGTH: 21
<212> TYPE: DNA
<213> ORGANISM: Artificial Sequence
<220> FEATURE:
<221> NAME/KEY: source
<223> OTHER INFORMATION: /note="Description of Artificial Sequence:
Synthetic oligonucleotide"
<220> FEATURE:
<221> NAME/KEY: source
<223> OTHER INFORMATION: /note="Description of Combined DNA/RNA
Molecule: Synthetic oligonucleotide"

<400> SEQUENCE: 109

acauauuuga ucaguctuuu u 21

<210> SEQ ID NO 110
<211> LENGTH: 21
<212> TYPE: RNA
<213> ORGANISM: Artificial Sequence
<220> FEATURE:
<221> NAME/KEY: source
<223> OTHER INFORMATION: /note="Description of Artificial Sequence:
Synthetic oligonucleotide"

<400> SEQUENCE: 110

acauauuuga ucagucuuuu u 21

<210> SEQ ID NO 111
<211> LENGTH: 21
<212> TYPE: RNA
<213> ORGANISM: Artificial Sequence
<220> FEATURE:
<221> NAME/KEY: source
<223> OTHER INFORMATION: /note="Description of Artificial Sequence:
Synthetic oligonucleotide"

<400> SEQUENCE: 111

acauauuuga ucagucuuuu u 21

<210> SEQ ID NO 112
<211> LENGTH: 21
<212> TYPE: DNA

-continued

<213> ORGANISM: Artificial Sequence
<220> FEATURE:
<221> NAME/KEY: source
<223> OTHER INFORMATION: /note="Description of Artificial Sequence:
Synthetic oligonucleotide"
<220> FEATURE:
<221> NAME/KEY: source
<223> OTHER INFORMATION: /note="Description of Combined DNA/RNA
Molecule: Synthetic oligonucleotide"

<400> SEQUENCE: 112

acauuuuga ucaguuuuu u 21

<210> SEQ ID NO 113
<211> LENGTH: 21
<212> TYPE: RNA
<213> ORGANISM: Artificial Sequence
<220> FEATURE:
<221> NAME/KEY: source
<223> OTHER INFORMATION: /note="Description of Artificial Sequence:
Synthetic oligonucleotide"

<400> SEQUENCE: 113

acauuuuga ucaguuuuu u 21

<210> SEQ ID NO 114
<211> LENGTH: 21
<212> TYPE: RNA
<213> ORGANISM: Artificial Sequence
<220> FEATURE:
<221> NAME/KEY: source
<223> OTHER INFORMATION: /note="Description of Artificial Sequence:
Synthetic oligonucleotide"

<400> SEQUENCE: 114

acauuuuga ucaguuuuu u 21

<210> SEQ ID NO 115
<211> LENGTH: 21
<212> TYPE: DNA
<213> ORGANISM: Artificial Sequence
<220> FEATURE:
<221> NAME/KEY: source
<223> OTHER INFORMATION: /note="Description of Artificial Sequence:
Synthetic oligonucleotide"
<220> FEATURE:
<221> NAME/KEY: source
<223> OTHER INFORMATION: /note="Description of Combined DNA/RNA
Molecule: Synthetic oligonucleotide"

<400> SEQUENCE: 115

acauuuuga ucaguuuuu u 21

<210> SEQ ID NO 116
<211> LENGTH: 21
<212> TYPE: RNA
<213> ORGANISM: Artificial Sequence
<220> FEATURE:
<221> NAME/KEY: source
<223> OTHER INFORMATION: /note="Description of Artificial Sequence:
Synthetic oligonucleotide"

<400> SEQUENCE: 116

acauuuuga ucaguuuuu u 21

<210> SEQ ID NO 117

-continued

<211> LENGTH: 21
<212> TYPE: RNA
<213> ORGANISM: Artificial Sequence
<220> FEATURE:
<221> NAME/KEY: source
<223> OTHER INFORMATION: /note="Description of Artificial Sequence:
Synthetic oligonucleotide"

<400> SEQUENCE: 117

acauuuuga ucaguuuu u 21

<210> SEQ ID NO 118
<211> LENGTH: 21
<212> TYPE: RNA
<213> ORGANISM: Artificial Sequence
<220> FEATURE:
<221> NAME/KEY: source
<223> OTHER INFORMATION: /note="Description of Artificial Sequence:
Synthetic oligonucleotide"

<400> SEQUENCE: 118

acauuuuga ucaguuuu u 21

<210> SEQ ID NO 119
<211> LENGTH: 21
<212> TYPE: RNA
<213> ORGANISM: Artificial Sequence
<220> FEATURE:
<221> NAME/KEY: source
<223> OTHER INFORMATION: /note="Description of Artificial Sequence:
Synthetic oligonucleotide"

<400> SEQUENCE: 119

acauuuuga ucaguuuu u 21

<210> SEQ ID NO 120
<211> LENGTH: 21
<212> TYPE: RNA
<213> ORGANISM: Artificial Sequence
<220> FEATURE:
<221> NAME/KEY: source
<223> OTHER INFORMATION: /note="Description of Artificial Sequence:
Synthetic oligonucleotide"

<400> SEQUENCE: 120

acauuuuga ucaguuuu u 21

<210> SEQ ID NO 121
<211> LENGTH: 21
<212> TYPE: RNA
<213> ORGANISM: Artificial Sequence
<220> FEATURE:
<221> NAME/KEY: source
<223> OTHER INFORMATION: /note="Description of Artificial Sequence:
Synthetic oligonucleotide"

<400> SEQUENCE: 121

acauuuuga ucaguuuu u 21

<210> SEQ ID NO 122
<211> LENGTH: 21
<212> TYPE: RNA
<213> ORGANISM: Artificial Sequence
<220> FEATURE:
<221> NAME/KEY: source
<223> OTHER INFORMATION: /note="Description of Artificial Sequence:

-continued

Synthetic oligonucleotide"

<400> SEQUENCE: 122

acauuuuga ucaguuuu u 21

<210> SEQ ID NO 123
<211> LENGTH: 21
<212> TYPE: RNA
<213> ORGANISM: Artificial Sequence
<220> FEATURE:
<221> NAME/KEY: source
<223> OTHER INFORMATION: /note="Description of Artificial Sequence:
Synthetic oligonucleotide"

<400> SEQUENCE: 123

acauuuuga ucaguuuu u 21

<210> SEQ ID NO 124
<211> LENGTH: 21
<212> TYPE: RNA
<213> ORGANISM: Artificial Sequence
<220> FEATURE:
<221> NAME/KEY: source
<223> OTHER INFORMATION: /note="Description of Artificial Sequence:
Synthetic oligonucleotide"

<400> SEQUENCE: 124

acauuuuga ucaguuuu u 21

<210> SEQ ID NO 125
<211> LENGTH: 21
<212> TYPE: RNA
<213> ORGANISM: Artificial Sequence
<220> FEATURE:
<221> NAME/KEY: source
<223> OTHER INFORMATION: /note="Description of Artificial Sequence:
Synthetic oligonucleotide"

<400> SEQUENCE: 125

acauuuuga ucaguuuu u 21

<210> SEQ ID NO 126
<211> LENGTH: 21
<212> TYPE: RNA
<213> ORGANISM: Artificial Sequence
<220> FEATURE:
<221> NAME/KEY: source
<223> OTHER INFORMATION: /note="Description of Artificial Sequence:
Synthetic oligonucleotide"

<400> SEQUENCE: 126

acauuuuga ucaguuuu u 21

<210> SEQ ID NO 127
<211> LENGTH: 21
<212> TYPE: DNA
<213> ORGANISM: Artificial Sequence
<220> FEATURE:
<221> NAME/KEY: source
<223> OTHER INFORMATION: /note="Description of Artificial Sequence:
Synthetic oligonucleotide"

<220> FEATURE:
<221> NAME/KEY: source
<223> OTHER INFORMATION: /note="Description of Combined DNA/RNA
Molecule: Synthetic oligonucleotide"

-continued

<400> SEQUENCE: 127

acauuuuga tcaguctuuu u 21

<210> SEQ ID NO 128

<211> LENGTH: 21

<212> TYPE: RNA

<213> ORGANISM: Artificial Sequence

<220> FEATURE:

<221> NAME/KEY: source

<223> OTHER INFORMATION: /note="Description of Artificial Sequence:
Synthetic oligonucleotide"

<400> SEQUENCE: 128

acauuuuga ucagucuuuu u 21

<210> SEQ ID NO 129

<211> LENGTH: 21

<212> TYPE: RNA

<213> ORGANISM: Artificial Sequence

<220> FEATURE:

<221> NAME/KEY: source

<223> OTHER INFORMATION: /note="Description of Artificial Sequence:
Synthetic oligonucleotide"

<400> SEQUENCE: 129

acauuuuga ucagucuuuu u 21

<210> SEQ ID NO 130

<211> LENGTH: 21

<212> TYPE: RNA

<213> ORGANISM: Artificial Sequence

<220> FEATURE:

<221> NAME/KEY: source

<223> OTHER INFORMATION: /note="Description of Artificial Sequence:
Synthetic oligonucleotide"

<400> SEQUENCE: 130

acauuuuga ucagucuuuu u 21

<210> SEQ ID NO 131

<211> LENGTH: 21

<212> TYPE: DNA

<213> ORGANISM: Artificial Sequence

<220> FEATURE:

<221> NAME/KEY: source

<223> OTHER INFORMATION: /note="Description of Artificial Sequence:
Synthetic oligonucleotide"

<220> FEATURE:

<221> NAME/KEY: source

<223> OTHER INFORMATION: /note="Description of Combined DNA/RNA
Molecule: Synthetic oligonucleotide"

<400> SEQUENCE: 131

acauuuuga tcagucuuu u 21

<210> SEQ ID NO 132

<211> LENGTH: 21

<212> TYPE: RNA

<213> ORGANISM: Artificial Sequence

<220> FEATURE:

<221> NAME/KEY: source

<223> OTHER INFORMATION: /note="Description of Artificial Sequence:
Synthetic oligonucleotide"

<400> SEQUENCE: 132

-continued

acauuuuga ucagucuuu u 21

<210> SEQ ID NO 133
<211> LENGTH: 21
<212> TYPE: DNA
<213> ORGANISM: Artificial Sequence
<220> FEATURE:
<221> NAME/KEY: source
<223> OTHER INFORMATION: /note="Description of Artificial Sequence:
Synthetic oligonucleotide"
<220> FEATURE:
<221> NAME/KEY: source
<223> OTHER INFORMATION: /note="Description of Combined DNA/RNA
Molecule: Synthetic oligonucleotide"

<400> SEQUENCE: 133

acauuuuga tcaguctuuu u 21

<210> SEQ ID NO 134
<211> LENGTH: 21
<212> TYPE: RNA
<213> ORGANISM: Artificial Sequence
<220> FEATURE:
<221> NAME/KEY: source
<223> OTHER INFORMATION: /note="Description of Artificial Sequence:
Synthetic oligonucleotide"

<400> SEQUENCE: 134

acauuuuga ucagucuuu u 21

<210> SEQ ID NO 135
<211> LENGTH: 21
<212> TYPE: RNA
<213> ORGANISM: Artificial Sequence
<220> FEATURE:
<221> NAME/KEY: source
<223> OTHER INFORMATION: /note="Description of Artificial Sequence:
Synthetic oligonucleotide"

<400> SEQUENCE: 135

acauuuuga ucagucuuu u 21

<210> SEQ ID NO 136
<211> LENGTH: 21
<212> TYPE: DNA
<213> ORGANISM: Artificial Sequence
<220> FEATURE:
<221> NAME/KEY: source
<223> OTHER INFORMATION: /note="Description of Artificial Sequence:
Synthetic oligonucleotide"
<220> FEATURE:
<221> NAME/KEY: source
<223> OTHER INFORMATION: /note="Description of Combined DNA/RNA
Molecule: Synthetic oligonucleotide"

<400> SEQUENCE: 136

acauuuuga tcagucauuu u 21

<210> SEQ ID NO 137
<211> LENGTH: 21
<212> TYPE: RNA
<213> ORGANISM: Artificial Sequence
<220> FEATURE:
<221> NAME/KEY: source
<223> OTHER INFORMATION: /note="Description of Artificial Sequence:
Synthetic oligonucleotide"

-continued

<400> SEQUENCE: 137

acauuuuga ucaguuuu u 21

<210> SEQ ID NO 138
<211> LENGTH: 21
<212> TYPE: DNA
<213> ORGANISM: Artificial Sequence
<220> FEATURE:
<221> NAME/KEY: source
<223> OTHER INFORMATION: /note="Description of Artificial Sequence:
Synthetic oligonucleotide"
<220> FEATURE:
<221> NAME/KEY: source
<223> OTHER INFORMATION: /note="Description of Combined DNA/RNA
Molecule: Synthetic oligonucleotide"

<400> SEQUENCE: 138

acauuuuga tcaguuuu u 21

<210> SEQ ID NO 139
<211> LENGTH: 21
<212> TYPE: RNA
<213> ORGANISM: Artificial Sequence
<220> FEATURE:
<221> NAME/KEY: source
<223> OTHER INFORMATION: /note="Description of Artificial Sequence:
Synthetic oligonucleotide"

<400> SEQUENCE: 139

acauuuuga ucaguuuu u 21

<210> SEQ ID NO 140
<211> LENGTH: 21
<212> TYPE: RNA
<213> ORGANISM: Artificial Sequence
<220> FEATURE:
<221> NAME/KEY: source
<223> OTHER INFORMATION: /note="Description of Artificial Sequence:
Synthetic oligonucleotide"

<400> SEQUENCE: 140

acauuuuga ucaguuuu u 21

<210> SEQ ID NO 141
<211> LENGTH: 21
<212> TYPE: RNA
<213> ORGANISM: Artificial Sequence
<220> FEATURE:
<221> NAME/KEY: source
<223> OTHER INFORMATION: /note="Description of Artificial Sequence:
Synthetic oligonucleotide"

<400> SEQUENCE: 141

acauuuuga ucaguuuu u 21

<210> SEQ ID NO 142
<211> LENGTH: 21
<212> TYPE: DNA
<213> ORGANISM: Artificial Sequence
<220> FEATURE:
<221> NAME/KEY: source
<223> OTHER INFORMATION: /note="Description of Artificial Sequence:
Synthetic oligonucleotide"
<220> FEATURE:
<221> NAME/KEY: source
<223> OTHER INFORMATION: /note="Description of Combined DNA/RNA

-continued

Molecule: Synthetic oligonucleotide"

<400> SEQUENCE: 142

acauuuuga tcagucuuu u 21

<210> SEQ ID NO 143
<211> LENGTH: 21
<212> TYPE: DNA
<213> ORGANISM: Artificial Sequence
<220> FEATURE:
<221> NAME/KEY: source
<223> OTHER INFORMATION: /note="Description of Artificial Sequence:
Synthetic oligonucleotide"
<220> FEATURE:
<221> NAME/KEY: source
<223> OTHER INFORMATION: /note="Description of Combined DNA/RNA
Molecule: Synthetic oligonucleotide"

<400> SEQUENCE: 143

acauuuuuu tcagucuuu u 21

<210> SEQ ID NO 144
<211> LENGTH: 21
<212> TYPE: DNA
<213> ORGANISM: Artificial Sequence
<220> FEATURE:
<221> NAME/KEY: source
<223> OTHER INFORMATION: /note="Description of Artificial Sequence:
Synthetic oligonucleotide"
<220> FEATURE:
<221> NAME/KEY: source
<223> OTHER INFORMATION: /note="Description of Combined DNA/RNA
Molecule: Synthetic oligonucleotide"

<400> SEQUENCE: 144

acauuuuga tcagucguu u 21

<210> SEQ ID NO 145
<211> LENGTH: 21
<212> TYPE: RNA
<213> ORGANISM: Artificial Sequence
<220> FEATURE:
<221> NAME/KEY: source
<223> OTHER INFORMATION: /note="Description of Artificial Sequence:
Synthetic oligonucleotide"

<400> SEQUENCE: 145

acauuuuga ucagucuuu u 21

<210> SEQ ID NO 146
<211> LENGTH: 21
<212> TYPE: RNA
<213> ORGANISM: Artificial Sequence
<220> FEATURE:
<221> NAME/KEY: source
<223> OTHER INFORMATION: /note="Description of Artificial Sequence:
Synthetic oligonucleotide"

<400> SEQUENCE: 146

acauuuuga ucagucuuu u 21

<210> SEQ ID NO 147
<211> LENGTH: 21
<212> TYPE: RNA
<213> ORGANISM: Artificial Sequence
<220> FEATURE:

-continued

<221> NAME/KEY: source
<223> OTHER INFORMATION: /note="Description of Artificial Sequence:
Synthetic oligonucleotide"

<400> SEQUENCE: 147

acauauuuga ucagucuuuu u 21

<210> SEQ ID NO 148
<211> LENGTH: 21
<212> TYPE: DNA
<213> ORGANISM: Artificial Sequence
<220> FEATURE:
<221> NAME/KEY: source
<223> OTHER INFORMATION: /note="Description of Artificial Sequence:
Synthetic oligonucleotide"
<220> FEATURE:
<221> NAME/KEY: source
<223> OTHER INFORMATION: /note="Description of Combined DNA/RNA
Molecule: Synthetic oligonucleotide"

<400> SEQUENCE: 148

acauauuuga ucaguctuuu u 21

<210> SEQ ID NO 149
<211> LENGTH: 21
<212> TYPE: DNA
<213> ORGANISM: Artificial Sequence
<220> FEATURE:
<221> NAME/KEY: source
<223> OTHER INFORMATION: /note="Description of Artificial Sequence:
Synthetic oligonucleotide"
<220> FEATURE:
<221> NAME/KEY: source
<223> OTHER INFORMATION: /note="Description of Combined DNA/RNA
Molecule: Synthetic oligonucleotide"

<400> SEQUENCE: 149

acauauuuga tcagucuuuu u 21

<210> SEQ ID NO 150
<211> LENGTH: 21
<212> TYPE: DNA
<213> ORGANISM: Artificial Sequence
<220> FEATURE:
<221> NAME/KEY: source
<223> OTHER INFORMATION: /note="Description of Artificial Sequence:
Synthetic oligonucleotide"
<220> FEATURE:
<221> NAME/KEY: source
<223> OTHER INFORMATION: /note="Description of Combined DNA/RNA
Molecule: Synthetic oligonucleotide"

<400> SEQUENCE: 150

acauauuuga tcaguccuuu u 21

<210> SEQ ID NO 151
<211> LENGTH: 21
<212> TYPE: RNA
<213> ORGANISM: Artificial Sequence
<220> FEATURE:
<221> NAME/KEY: source
<223> OTHER INFORMATION: /note="Description of Artificial Sequence:
Synthetic oligonucleotide"

<400> SEQUENCE: 151

acauauuuga ucagucuuuu u 21

-continued

<210> SEQ ID NO 152
<211> LENGTH: 21
<212> TYPE: RNA
<213> ORGANISM: Artificial Sequence
<220> FEATURE:
<221> NAME/KEY: source
<223> OTHER INFORMATION: /note="Description of Artificial Sequence:
Synthetic oligonucleotide"

<400> SEQUENCE: 152

acauuuuga ucagucuuuu u 21

<210> SEQ ID NO 153
<211> LENGTH: 21
<212> TYPE: DNA
<213> ORGANISM: Artificial Sequence
<220> FEATURE:
<221> NAME/KEY: source
<223> OTHER INFORMATION: /note="Description of Artificial Sequence:
Synthetic oligonucleotide"
<220> FEATURE:
<221> NAME/KEY: source
<223> OTHER INFORMATION: /note="Description of Combined DNA/RNA
Molecule: Synthetic oligonucleotide"

<400> SEQUENCE: 153

acauuuuga tcaguctuuu u 21

<210> SEQ ID NO 154
<211> LENGTH: 21
<212> TYPE: DNA
<213> ORGANISM: Artificial Sequence
<220> FEATURE:
<221> NAME/KEY: source
<223> OTHER INFORMATION: /note="Description of Artificial Sequence:
Synthetic oligonucleotide"
<220> FEATURE:
<221> NAME/KEY: source
<223> OTHER INFORMATION: /note="Description of Combined DNA/RNA
Molecule: Synthetic oligonucleotide"

<400> SEQUENCE: 154

acauuuuga ucaguctuuu u 21

<210> SEQ ID NO 155
<211> LENGTH: 21
<212> TYPE: DNA
<213> ORGANISM: Artificial Sequence
<220> FEATURE:
<221> NAME/KEY: source
<223> OTHER INFORMATION: /note="Description of Artificial Sequence:
Synthetic oligonucleotide"
<220> FEATURE:
<221> NAME/KEY: source
<223> OTHER INFORMATION: /note="Description of Combined DNA/RNA
Molecule: Synthetic oligonucleotide"

<400> SEQUENCE: 155

acauuuuga tcagucauuu u 21

<210> SEQ ID NO 156
<211> LENGTH: 21
<212> TYPE: RNA
<213> ORGANISM: Artificial Sequence
<220> FEATURE:
<221> NAME/KEY: source
<223> OTHER INFORMATION: /note="Description of Artificial Sequence:

-continued

Synthetic oligonucleotide"

<400> SEQUENCE: 156

acauuuuga ucagucuuu u 21

<210> SEQ ID NO 157
<211> LENGTH: 21
<212> TYPE: RNA
<213> ORGANISM: Artificial Sequence
<220> FEATURE:
<221> NAME/KEY: source
<223> OTHER INFORMATION: /note="Description of Artificial Sequence:
Synthetic oligonucleotide"

<400> SEQUENCE: 157

acauuuuga ucagucuuu u 21

<210> SEQ ID NO 158
<211> LENGTH: 21
<212> TYPE: DNA
<213> ORGANISM: Artificial Sequence
<220> FEATURE:
<221> NAME/KEY: source
<223> OTHER INFORMATION: /note="Description of Artificial Sequence:
Synthetic oligonucleotide"
<220> FEATURE:
<221> NAME/KEY: source
<223> OTHER INFORMATION: /note="Description of Combined DNA/RNA
Molecule: Synthetic oligonucleotide"

<400> SEQUENCE: 158

acauuuuga tcaguctuuu u 21

<210> SEQ ID NO 159
<211> LENGTH: 21
<212> TYPE: DNA
<213> ORGANISM: Artificial Sequence
<220> FEATURE:
<221> NAME/KEY: source
<223> OTHER INFORMATION: /note="Description of Artificial Sequence:
Synthetic oligonucleotide"
<220> FEATURE:
<221> NAME/KEY: source
<223> OTHER INFORMATION: /note="Description of Combined DNA/RNA
Molecule: Synthetic oligonucleotide"

<400> SEQUENCE: 159

acauuuuga ucaguctuuu u 21

<210> SEQ ID NO 160
<211> LENGTH: 21
<212> TYPE: DNA
<213> ORGANISM: Artificial Sequence
<220> FEATURE:
<221> NAME/KEY: source
<223> OTHER INFORMATION: /note="Description of Artificial Sequence:
Synthetic oligonucleotide"
<220> FEATURE:
<221> NAME/KEY: source
<223> OTHER INFORMATION: /note="Description of Combined DNA/RNA
Molecule: Synthetic oligonucleotide"

<400> SEQUENCE: 160

acauuuuga tcagucuuu u 21

<210> SEQ ID NO 161

-continued

<211> LENGTH: 21
<212> TYPE: RNA
<213> ORGANISM: Artificial Sequence
<220> FEATURE:
<221> NAME/KEY: source
<223> OTHER INFORMATION: /note="Description of Artificial Sequence:
Synthetic oligonucleotide"

<400> SEQUENCE: 161

acauauuuga ucagucuuuu u 21

<210> SEQ ID NO 162
<211> LENGTH: 21
<212> TYPE: RNA
<213> ORGANISM: Artificial Sequence
<220> FEATURE:
<221> NAME/KEY: source
<223> OTHER INFORMATION: /note="Description of Artificial Sequence:
Synthetic oligonucleotide"

<400> SEQUENCE: 162

acauauuuga ucagucuuuu u 21

<210> SEQ ID NO 163
<211> LENGTH: 21
<212> TYPE: RNA
<213> ORGANISM: Artificial Sequence
<220> FEATURE:
<221> NAME/KEY: source
<223> OTHER INFORMATION: /note="Description of Artificial Sequence:
Synthetic oligonucleotide"

<400> SEQUENCE: 163

acauauuuga ucagucuuuu u 21

<210> SEQ ID NO 164
<211> LENGTH: 21
<212> TYPE: DNA
<213> ORGANISM: Artificial Sequence
<220> FEATURE:
<221> NAME/KEY: source
<223> OTHER INFORMATION: /note="Description of Artificial Sequence:
Synthetic oligonucleotide"
<220> FEATURE:
<221> NAME/KEY: source
<223> OTHER INFORMATION: /note="Description of Combined DNA/RNA
Molecule: Synthetic oligonucleotide"

<400> SEQUENCE: 164

acauauuuga tcaguctuuu u 21

<210> SEQ ID NO 165
<211> LENGTH: 21
<212> TYPE: DNA
<213> ORGANISM: Artificial Sequence
<220> FEATURE:
<221> NAME/KEY: source
<223> OTHER INFORMATION: /note="Description of Artificial Sequence:
Synthetic oligonucleotide"
<220> FEATURE:
<221> NAME/KEY: source
<223> OTHER INFORMATION: /note="Description of Combined DNA/RNA
Molecule: Synthetic oligonucleotide"

<400> SEQUENCE: 165

acauauuuga ucaguctuuu u 21

-continued

<210> SEQ ID NO 166
<211> LENGTH: 21
<212> TYPE: RNA
<213> ORGANISM: Artificial Sequence
<220> FEATURE:
<221> NAME/KEY: source
<223> OTHER INFORMATION: /note="Description of Artificial Sequence:
Synthetic oligonucleotide"

<400> SEQUENCE: 166

acauuuuga ucaguuuuu u 21

<210> SEQ ID NO 167
<211> LENGTH: 21
<212> TYPE: RNA
<213> ORGANISM: Artificial Sequence
<220> FEATURE:
<221> NAME/KEY: source
<223> OTHER INFORMATION: /note="Description of Artificial Sequence:
Synthetic oligonucleotide"

<400> SEQUENCE: 167

acauuuuga ucaguuuuu u 21

<210> SEQ ID NO 168
<211> LENGTH: 21
<212> TYPE: RNA
<213> ORGANISM: Artificial Sequence
<220> FEATURE:
<221> NAME/KEY: source
<223> OTHER INFORMATION: /note="Description of Artificial Sequence:
Synthetic oligonucleotide"

<400> SEQUENCE: 168

acauuuuga ucaguuuuu u 21

<210> SEQ ID NO 169
<211> LENGTH: 21
<212> TYPE: DNA
<213> ORGANISM: Artificial Sequence
<220> FEATURE:
<221> NAME/KEY: source
<223> OTHER INFORMATION: /note="Description of Artificial Sequence:
Synthetic oligonucleotide"

<220> FEATURE:

<221> NAME/KEY: source

<223> OTHER INFORMATION: /note="Description of Combined DNA/RNA
Molecule: Synthetic oligonucleotide"

<400> SEQUENCE: 169

acauuuuga tcaguuuuu u 21

<210> SEQ ID NO 170
<211> LENGTH: 23
<212> TYPE: RNA
<213> ORGANISM: Artificial Sequence
<220> FEATURE:
<221> NAME/KEY: source
<223> OTHER INFORMATION: /note="Description of Artificial Sequence:
Synthetic oligonucleotide"

<400> SEQUENCE: 170

aaaaagacug aucauuuug uug 23

<210> SEQ ID NO 171

-continued

<211> LENGTH: 23
<212> TYPE: RNA
<213> ORGANISM: Artificial Sequence
<220> FEATURE:
<221> NAME/KEY: source
<223> OTHER INFORMATION: /note="Description of Artificial Sequence:
Synthetic oligonucleotide"

<400> SEQUENCE: 171

aaaaagacug aucaaaauaug uug 23

<210> SEQ ID NO 172
<211> LENGTH: 23
<212> TYPE: RNA
<213> ORGANISM: Artificial Sequence
<220> FEATURE:
<221> NAME/KEY: source
<223> OTHER INFORMATION: /note="Description of Artificial Sequence:
Synthetic oligonucleotide"

<400> SEQUENCE: 172

aaaaagacug aucaaaauaug uug 23

<210> SEQ ID NO 173
<211> LENGTH: 23
<212> TYPE: RNA
<213> ORGANISM: Artificial Sequence
<220> FEATURE:
<221> NAME/KEY: source
<223> OTHER INFORMATION: /note="Description of Artificial Sequence:
Synthetic oligonucleotide"

<400> SEQUENCE: 173

aaaaagacug aucaaaauaug uug 23

<210> SEQ ID NO 174
<211> LENGTH: 23
<212> TYPE: RNA
<213> ORGANISM: Artificial Sequence
<220> FEATURE:
<221> NAME/KEY: source
<223> OTHER INFORMATION: /note="Description of Artificial Sequence:
Synthetic oligonucleotide"

<400> SEQUENCE: 174

aaaaagacug aucaaaauaug uug 23

<210> SEQ ID NO 175
<211> LENGTH: 23
<212> TYPE: RNA
<213> ORGANISM: Artificial Sequence
<220> FEATURE:
<221> NAME/KEY: source
<223> OTHER INFORMATION: /note="Description of Artificial Sequence:
Synthetic oligonucleotide"

<400> SEQUENCE: 175

aaaaagacug aucaaaauaug uug 23

<210> SEQ ID NO 176
<211> LENGTH: 23
<212> TYPE: RNA
<213> ORGANISM: Artificial Sequence
<220> FEATURE:
<221> NAME/KEY: source
<223> OTHER INFORMATION: /note="Description of Artificial Sequence:

-continued

Synthetic oligonucleotide"

<400> SEQUENCE: 176

aaaaagacug aucaaaauaug uug 23

<210> SEQ ID NO 177
<211> LENGTH: 23
<212> TYPE: RNA
<213> ORGANISM: Artificial Sequence
<220> FEATURE:
<221> NAME/KEY: source
<223> OTHER INFORMATION: /note="Description of Artificial Sequence:
Synthetic oligonucleotide"

<400> SEQUENCE: 177

aaaaagacug aucaaaauaug uug 23

<210> SEQ ID NO 178
<211> LENGTH: 23
<212> TYPE: RNA
<213> ORGANISM: Artificial Sequence
<220> FEATURE:
<221> NAME/KEY: source
<223> OTHER INFORMATION: /note="Description of Artificial Sequence:
Synthetic oligonucleotide"

<400> SEQUENCE: 178

aaaaagacug aucaaaauaug uug 23

<210> SEQ ID NO 179
<211> LENGTH: 23
<212> TYPE: RNA
<213> ORGANISM: Artificial Sequence
<220> FEATURE:
<221> NAME/KEY: source
<223> OTHER INFORMATION: /note="Description of Artificial Sequence:
Synthetic oligonucleotide"

<400> SEQUENCE: 179

aaaaagacug aucaaaauaug uug 23

<210> SEQ ID NO 180
<211> LENGTH: 23
<212> TYPE: RNA
<213> ORGANISM: Artificial Sequence
<220> FEATURE:
<221> NAME/KEY: source
<223> OTHER INFORMATION: /note="Description of Artificial Sequence:
Synthetic oligonucleotide"

<400> SEQUENCE: 180

aaaaagacug aucaaaauaug uug 23

<210> SEQ ID NO 181
<211> LENGTH: 23
<212> TYPE: RNA
<213> ORGANISM: Artificial Sequence
<220> FEATURE:
<221> NAME/KEY: source
<223> OTHER INFORMATION: /note="Description of Artificial Sequence:
Synthetic oligonucleotide"

<400> SEQUENCE: 181

aaaaagacug aucaaaauaug uug 23

-continued

<210> SEQ ID NO 182
<211> LENGTH: 23
<212> TYPE: RNA
<213> ORGANISM: Artificial Sequence
<220> FEATURE:
<221> NAME/KEY: source
<223> OTHER INFORMATION: /note="Description of Artificial Sequence:
Synthetic oligonucleotide"

<400> SEQUENCE: 182

aaaaagacug aucaaaauaug uug 23

<210> SEQ ID NO 183
<211> LENGTH: 23
<212> TYPE: RNA
<213> ORGANISM: Artificial Sequence
<220> FEATURE:
<221> NAME/KEY: source
<223> OTHER INFORMATION: /note="Description of Artificial Sequence:
Synthetic oligonucleotide"

<400> SEQUENCE: 183

aaaaagacug aucaaaauaug uug 23

<210> SEQ ID NO 184
<211> LENGTH: 23
<212> TYPE: RNA
<213> ORGANISM: Artificial Sequence
<220> FEATURE:
<221> NAME/KEY: source
<223> OTHER INFORMATION: /note="Description of Artificial Sequence:
Synthetic oligonucleotide"

<400> SEQUENCE: 184

aaaaagacug aucaaaauaug uug 23

<210> SEQ ID NO 185
<211> LENGTH: 23
<212> TYPE: RNA
<213> ORGANISM: Artificial Sequence
<220> FEATURE:
<221> NAME/KEY: source
<223> OTHER INFORMATION: /note="Description of Artificial Sequence:
Synthetic oligonucleotide"

<400> SEQUENCE: 185

aaaaagacug aucaaaauaug uug 23

<210> SEQ ID NO 186
<211> LENGTH: 23
<212> TYPE: RNA
<213> ORGANISM: Artificial Sequence
<220> FEATURE:
<221> NAME/KEY: source
<223> OTHER INFORMATION: /note="Description of Artificial Sequence:
Synthetic oligonucleotide"

<400> SEQUENCE: 186

aaaaagacug aucaaaauaug uug 23

<210> SEQ ID NO 187
<211> LENGTH: 23
<212> TYPE: RNA
<213> ORGANISM: Artificial Sequence
<220> FEATURE:

-continued

<221> NAME/KEY: source
<223> OTHER INFORMATION: /note="Description of Artificial Sequence:
Synthetic oligonucleotide"

<400> SEQUENCE: 187

aaaaagacug aucaaaauaug uug 23

<210> SEQ ID NO 188
<211> LENGTH: 23
<212> TYPE: RNA
<213> ORGANISM: Artificial Sequence
<220> FEATURE:
<221> NAME/KEY: source
<223> OTHER INFORMATION: /note="Description of Artificial Sequence:
Synthetic oligonucleotide"

<400> SEQUENCE: 188

aaaaagacug aucaaaauaug uug 23

<210> SEQ ID NO 189
<211> LENGTH: 23
<212> TYPE: RNA
<213> ORGANISM: Artificial Sequence
<220> FEATURE:
<221> NAME/KEY: source
<223> OTHER INFORMATION: /note="Description of Artificial Sequence:
Synthetic oligonucleotide"

<400> SEQUENCE: 189

aaaaagacug aucaaaauaug uug 23

<210> SEQ ID NO 190
<211> LENGTH: 21
<212> TYPE: RNA
<213> ORGANISM: Artificial Sequence
<220> FEATURE:
<221> NAME/KEY: source
<223> OTHER INFORMATION: /note="Description of Artificial Sequence:
Synthetic oligonucleotide"

<400> SEQUENCE: 190

aaaaagacug aucaaaauaug u 21

<210> SEQ ID NO 191
<211> LENGTH: 23
<212> TYPE: RNA
<213> ORGANISM: Artificial Sequence
<220> FEATURE:
<221> NAME/KEY: source
<223> OTHER INFORMATION: /note="Description of Artificial Sequence:
Synthetic oligonucleotide"

<400> SEQUENCE: 191

aaaaagacug aucaaaauaug uug 23

<210> SEQ ID NO 192
<211> LENGTH: 23
<212> TYPE: RNA
<213> ORGANISM: Artificial Sequence
<220> FEATURE:
<221> NAME/KEY: source
<223> OTHER INFORMATION: /note="Description of Artificial Sequence:
Synthetic oligonucleotide"

<400> SEQUENCE: 192

-continued

aaaaagacug aucaaaauaug uug 23

<210> SEQ ID NO 193
<211> LENGTH: 23
<212> TYPE: RNA
<213> ORGANISM: Artificial Sequence
<220> FEATURE:
<221> NAME/KEY: source
<223> OTHER INFORMATION: /note="Description of Artificial Sequence:
Synthetic oligonucleotide"

<400> SEQUENCE: 193

aaaaagacug aucaaaauaug uug 23

<210> SEQ ID NO 194
<211> LENGTH: 23
<212> TYPE: RNA
<213> ORGANISM: Artificial Sequence
<220> FEATURE:
<221> NAME/KEY: source
<223> OTHER INFORMATION: /note="Description of Artificial Sequence:
Synthetic oligonucleotide"

<400> SEQUENCE: 194

aaaaagacug aucaaaauaug uug 23

<210> SEQ ID NO 195
<211> LENGTH: 23
<212> TYPE: RNA
<213> ORGANISM: Artificial Sequence
<220> FEATURE:
<221> NAME/KEY: source
<223> OTHER INFORMATION: /note="Description of Artificial Sequence:
Synthetic oligonucleotide"

<400> SEQUENCE: 195

aaaaagacug aucaaaauaug uug 23

<210> SEQ ID NO 196
<211> LENGTH: 23
<212> TYPE: RNA
<213> ORGANISM: Artificial Sequence
<220> FEATURE:
<221> NAME/KEY: source
<223> OTHER INFORMATION: /note="Description of Artificial Sequence:
Synthetic oligonucleotide"

<400> SEQUENCE: 196

aaaaagacug aucaaaauaug uug 23

<210> SEQ ID NO 197
<211> LENGTH: 23
<212> TYPE: RNA
<213> ORGANISM: Artificial Sequence
<220> FEATURE:
<221> NAME/KEY: source
<223> OTHER INFORMATION: /note="Description of Artificial Sequence:
Synthetic oligonucleotide"

<400> SEQUENCE: 197

aaaaagacug aucaaaauaug uug 23

<210> SEQ ID NO 198
<211> LENGTH: 23
<212> TYPE: RNA

-continued

<213> ORGANISM: Artificial Sequence
<220> FEATURE:
<221> NAME/KEY: source
<223> OTHER INFORMATION: /note="Description of Artificial Sequence:
Synthetic oligonucleotide"

<400> SEQUENCE: 198

aaaaagacug aucaaaauaug uug 23

<210> SEQ ID NO 199
<211> LENGTH: 23
<212> TYPE: RNA
<213> ORGANISM: Artificial Sequence
<220> FEATURE:
<221> NAME/KEY: source
<223> OTHER INFORMATION: /note="Description of Artificial Sequence:
Synthetic oligonucleotide"

<400> SEQUENCE: 199

aaaaagacug aucaaaauaug uug 23

<210> SEQ ID NO 200
<211> LENGTH: 23
<212> TYPE: RNA
<213> ORGANISM: Artificial Sequence
<220> FEATURE:
<221> NAME/KEY: source
<223> OTHER INFORMATION: /note="Description of Artificial Sequence:
Synthetic oligonucleotide"

<400> SEQUENCE: 200

aaaaagacug aucaaaauaug uug 23

<210> SEQ ID NO 201
<211> LENGTH: 23
<212> TYPE: RNA
<213> ORGANISM: Artificial Sequence
<220> FEATURE:
<221> NAME/KEY: source
<223> OTHER INFORMATION: /note="Description of Artificial Sequence:
Synthetic oligonucleotide"

<400> SEQUENCE: 201

aaaaagacug aucaaaauaug uug 23

<210> SEQ ID NO 202
<211> LENGTH: 23
<212> TYPE: RNA
<213> ORGANISM: Artificial Sequence
<220> FEATURE:
<221> NAME/KEY: source
<223> OTHER INFORMATION: /note="Description of Artificial Sequence:
Synthetic oligonucleotide"

<400> SEQUENCE: 202

aaaaagacug aucaaaauaug uug 23

<210> SEQ ID NO 203
<211> LENGTH: 23
<212> TYPE: RNA
<213> ORGANISM: Artificial Sequence
<220> FEATURE:
<221> NAME/KEY: source
<223> OTHER INFORMATION: /note="Description of Artificial Sequence:
Synthetic oligonucleotide"

-continued

<400> SEQUENCE: 203

aaaaagacug aucaaaauaug uug 23

<210> SEQ ID NO 204

<211> LENGTH: 23

<212> TYPE: RNA

<213> ORGANISM: Artificial Sequence

<220> FEATURE:

<221> NAME/KEY: source

<223> OTHER INFORMATION: /note="Description of Artificial Sequence:
Synthetic oligonucleotide"

<400> SEQUENCE: 204

aaaaagacug aucaaaauaug uug 23

<210> SEQ ID NO 205

<211> LENGTH: 23

<212> TYPE: RNA

<213> ORGANISM: Artificial Sequence

<220> FEATURE:

<221> NAME/KEY: source

<223> OTHER INFORMATION: /note="Description of Artificial Sequence:
Synthetic oligonucleotide"

<400> SEQUENCE: 205

aaaaagacug aucaaaauaug uug 23

<210> SEQ ID NO 206

<211> LENGTH: 23

<212> TYPE: RNA

<213> ORGANISM: Artificial Sequence

<220> FEATURE:

<221> NAME/KEY: source

<223> OTHER INFORMATION: /note="Description of Artificial Sequence:
Synthetic oligonucleotide"

<400> SEQUENCE: 206

aaaaagacug aucaaaauaug uug 23

<210> SEQ ID NO 207

<211> LENGTH: 23

<212> TYPE: RNA

<213> ORGANISM: Artificial Sequence

<220> FEATURE:

<221> NAME/KEY: source

<223> OTHER INFORMATION: /note="Description of Artificial Sequence:
Synthetic oligonucleotide"

<400> SEQUENCE: 207

aaaaagacug aucaaaauaug uug 23

<210> SEQ ID NO 208

<211> LENGTH: 23

<212> TYPE: RNA

<213> ORGANISM: Artificial Sequence

<220> FEATURE:

<221> NAME/KEY: source

<223> OTHER INFORMATION: /note="Description of Artificial Sequence:
Synthetic oligonucleotide"

<400> SEQUENCE: 208

aaaaagacug aucaaaauaug uug 23

<210> SEQ ID NO 209

-continued

<211> LENGTH: 23
<212> TYPE: RNA
<213> ORGANISM: Artificial Sequence
<220> FEATURE:
<221> NAME/KEY: source
<223> OTHER INFORMATION: /note="Description of Artificial Sequence:
Synthetic oligonucleotide"

<400> SEQUENCE: 209

aaaaagacug aucaaaauaug uug 23

<210> SEQ ID NO 210
<211> LENGTH: 23
<212> TYPE: RNA
<213> ORGANISM: Artificial Sequence
<220> FEATURE:
<221> NAME/KEY: source
<223> OTHER INFORMATION: /note="Description of Artificial Sequence:
Synthetic oligonucleotide"

<400> SEQUENCE: 210

aaaaagacug aucaaaauaug uug 23

<210> SEQ ID NO 211
<211> LENGTH: 23
<212> TYPE: RNA
<213> ORGANISM: Artificial Sequence
<220> FEATURE:
<221> NAME/KEY: source
<223> OTHER INFORMATION: /note="Description of Artificial Sequence:
Synthetic oligonucleotide"

<400> SEQUENCE: 211

aaaaagacug aucaaaauaug uug 23

<210> SEQ ID NO 212
<211> LENGTH: 23
<212> TYPE: RNA
<213> ORGANISM: Artificial Sequence
<220> FEATURE:
<221> NAME/KEY: source
<223> OTHER INFORMATION: /note="Description of Artificial Sequence:
Synthetic oligonucleotide"

<400> SEQUENCE: 212

aaaaagacug aucaaaauaug uug 23

<210> SEQ ID NO 213
<211> LENGTH: 23
<212> TYPE: RNA
<213> ORGANISM: Artificial Sequence
<220> FEATURE:
<221> NAME/KEY: source
<223> OTHER INFORMATION: /note="Description of Artificial Sequence:
Synthetic oligonucleotide"

<400> SEQUENCE: 213

aaaaagacug aucaaaauaug uug 23

<210> SEQ ID NO 214
<211> LENGTH: 23
<212> TYPE: RNA
<213> ORGANISM: Artificial Sequence
<220> FEATURE:
<221> NAME/KEY: source
<223> OTHER INFORMATION: /note="Description of Artificial Sequence:

-continued

Synthetic oligonucleotide"

<400> SEQUENCE: 214

aaaaagacug aucaaaauaug uug 23

<210> SEQ ID NO 215
<211> LENGTH: 23
<212> TYPE: RNA
<213> ORGANISM: Artificial Sequence
<220> FEATURE:
<221> NAME/KEY: source
<223> OTHER INFORMATION: /note="Description of Artificial Sequence:
Synthetic oligonucleotide"

<400> SEQUENCE: 215

aaaaagacug aucaaaauaug uug 23

<210> SEQ ID NO 216
<211> LENGTH: 23
<212> TYPE: RNA
<213> ORGANISM: Artificial Sequence
<220> FEATURE:
<221> NAME/KEY: source
<223> OTHER INFORMATION: /note="Description of Artificial Sequence:
Synthetic oligonucleotide"

<400> SEQUENCE: 216

aaaaagacug aucaaaauaug uug 23

<210> SEQ ID NO 217
<211> LENGTH: 23
<212> TYPE: RNA
<213> ORGANISM: Artificial Sequence
<220> FEATURE:
<221> NAME/KEY: source
<223> OTHER INFORMATION: /note="Description of Artificial Sequence:
Synthetic oligonucleotide"

<400> SEQUENCE: 217

aaaaagacug aucaaaauaug uug 23

<210> SEQ ID NO 218
<211> LENGTH: 23
<212> TYPE: RNA
<213> ORGANISM: Artificial Sequence
<220> FEATURE:
<221> NAME/KEY: source
<223> OTHER INFORMATION: /note="Description of Artificial Sequence:
Synthetic oligonucleotide"

<400> SEQUENCE: 218

aaaaagacug aucaaaauaug uug 23

<210> SEQ ID NO 219
<211> LENGTH: 23
<212> TYPE: RNA
<213> ORGANISM: Artificial Sequence
<220> FEATURE:
<221> NAME/KEY: source
<223> OTHER INFORMATION: /note="Description of Artificial Sequence:
Synthetic oligonucleotide"

<400> SEQUENCE: 219

aaaaagacug aucaaaauaug uug 23

-continued

<210> SEQ ID NO 220
<211> LENGTH: 23
<212> TYPE: RNA
<213> ORGANISM: Artificial Sequence
<220> FEATURE:
<221> NAME/KEY: source
<223> OTHER INFORMATION: /note="Description of Artificial Sequence:
Synthetic oligonucleotide"

<400> SEQUENCE: 220

aaaaagacug aucaaaauaug uug 23

<210> SEQ ID NO 221
<211> LENGTH: 23
<212> TYPE: RNA
<213> ORGANISM: Artificial Sequence
<220> FEATURE:
<221> NAME/KEY: source
<223> OTHER INFORMATION: /note="Description of Artificial Sequence:
Synthetic oligonucleotide"

<400> SEQUENCE: 221

aaaaagacug aucaaaauaug uug 23

<210> SEQ ID NO 222
<211> LENGTH: 23
<212> TYPE: RNA
<213> ORGANISM: Artificial Sequence
<220> FEATURE:
<221> NAME/KEY: source
<223> OTHER INFORMATION: /note="Description of Artificial Sequence:
Synthetic oligonucleotide"

<400> SEQUENCE: 222

aaaaagacug aucaaaauaug uug 23

<210> SEQ ID NO 223
<211> LENGTH: 23
<212> TYPE: RNA
<213> ORGANISM: Artificial Sequence
<220> FEATURE:
<221> NAME/KEY: source
<223> OTHER INFORMATION: /note="Description of Artificial Sequence:
Synthetic oligonucleotide"

<400> SEQUENCE: 223

aaaaagacug aucaaaauaug uug 23

<210> SEQ ID NO 224
<211> LENGTH: 23
<212> TYPE: RNA
<213> ORGANISM: Artificial Sequence
<220> FEATURE:
<221> NAME/KEY: source
<223> OTHER INFORMATION: /note="Description of Artificial Sequence:
Synthetic oligonucleotide"

<400> SEQUENCE: 224

aaaaagacug aucaaaauaug uug 23

<210> SEQ ID NO 225
<211> LENGTH: 23
<212> TYPE: DNA
<213> ORGANISM: Artificial Sequence
<220> FEATURE:

-continued

<221> NAME/KEY: source
<223> OTHER INFORMATION: /note="Description of Artificial Sequence:
Synthetic oligonucleotide"
<220> FEATURE:
<221> NAME/KEY: source
<223> OTHER INFORMATION: /note="Description of Combined DNA/RNA
Molecule: Synthetic oligonucleotide"

<400> SEQUENCE: 225

aaaaagacug aucaaaauaug uug 23

<210> SEQ ID NO 226
<211> LENGTH: 23
<212> TYPE: RNA
<213> ORGANISM: Artificial Sequence
<220> FEATURE:
<221> NAME/KEY: source
<223> OTHER INFORMATION: /note="Description of Artificial Sequence:
Synthetic oligonucleotide"

<400> SEQUENCE: 226

aaaaagacug aucaaaauaug uug 23

<210> SEQ ID NO 227
<211> LENGTH: 23
<212> TYPE: DNA
<213> ORGANISM: Artificial Sequence
<220> FEATURE:
<221> NAME/KEY: source
<223> OTHER INFORMATION: /note="Description of Artificial Sequence:
Synthetic oligonucleotide"
<220> FEATURE:
<221> NAME/KEY: source
<223> OTHER INFORMATION: /note="Description of Combined DNA/RNA
Molecule: Synthetic oligonucleotide"

<400> SEQUENCE: 227

aaaaagacug aucaaaauaug uug 23

<210> SEQ ID NO 228
<211> LENGTH: 23
<212> TYPE: RNA
<213> ORGANISM: Artificial Sequence
<220> FEATURE:
<221> NAME/KEY: source
<223> OTHER INFORMATION: /note="Description of Artificial Sequence:
Synthetic oligonucleotide"

<400> SEQUENCE: 228

aaaaagacug aucaaaauaug uug 23

<210> SEQ ID NO 229
<211> LENGTH: 23
<212> TYPE: RNA
<213> ORGANISM: Artificial Sequence
<220> FEATURE:
<221> NAME/KEY: source
<223> OTHER INFORMATION: /note="Description of Artificial Sequence:
Synthetic oligonucleotide"

<400> SEQUENCE: 229

aaaaagacug aucaaaauaug uug 23

<210> SEQ ID NO 230
<211> LENGTH: 23
<212> TYPE: DNA

-continued

<213> ORGANISM: Artificial Sequence
<220> FEATURE:
<221> NAME/KEY: source
<223> OTHER INFORMATION: /note="Description of Artificial Sequence:
Synthetic oligonucleotide"
<220> FEATURE:
<221> NAME/KEY: source
<223> OTHER INFORMATION: /note="Description of Combined DNA/RNA
Molecule: Synthetic oligonucleotide"

<400> SEQUENCE: 230

aaaaagacug aucaaaauaug uug 23

<210> SEQ ID NO 231
<211> LENGTH: 23
<212> TYPE: RNA
<213> ORGANISM: Artificial Sequence
<220> FEATURE:
<221> NAME/KEY: source
<223> OTHER INFORMATION: /note="Description of Artificial Sequence:
Synthetic oligonucleotide"

<400> SEQUENCE: 231

aaaaagacug aucaaaauaug uug 23

<210> SEQ ID NO 232
<211> LENGTH: 23
<212> TYPE: DNA
<213> ORGANISM: Artificial Sequence
<220> FEATURE:
<221> NAME/KEY: source
<223> OTHER INFORMATION: /note="Description of Artificial Sequence:
Synthetic oligonucleotide"
<220> FEATURE:
<221> NAME/KEY: source
<223> OTHER INFORMATION: /note="Description of Combined DNA/RNA
Molecule: Synthetic oligonucleotide"

<400> SEQUENCE: 232

aaaaagacug aucaaaauaug uug 23

<210> SEQ ID NO 233
<211> LENGTH: 23
<212> TYPE: RNA
<213> ORGANISM: Artificial Sequence
<220> FEATURE:
<221> NAME/KEY: source
<223> OTHER INFORMATION: /note="Description of Artificial Sequence:
Synthetic oligonucleotide"

<400> SEQUENCE: 233

aaaaagacug aucaaaauaug uug 23

<210> SEQ ID NO 234
<211> LENGTH: 23
<212> TYPE: RNA
<213> ORGANISM: Artificial Sequence
<220> FEATURE:
<221> NAME/KEY: source
<223> OTHER INFORMATION: /note="Description of Artificial Sequence:
Synthetic oligonucleotide"

<400> SEQUENCE: 234

aaaaagacug aucaaaauaug uug 23

<210> SEQ ID NO 235

-continued

<211> LENGTH: 23
<212> TYPE: RNA
<213> ORGANISM: Artificial Sequence
<220> FEATURE:
<221> NAME/KEY: source
<223> OTHER INFORMATION: /note="Description of Artificial Sequence:
Synthetic oligonucleotide"

<400> SEQUENCE: 235

aaaaagacug aucaaaauaug uug 23

<210> SEQ ID NO 236
<211> LENGTH: 23
<212> TYPE: DNA
<213> ORGANISM: Artificial Sequence
<220> FEATURE:
<221> NAME/KEY: source
<223> OTHER INFORMATION: /note="Description of Artificial Sequence:
Synthetic oligonucleotide"
<220> FEATURE:
<221> NAME/KEY: source
<223> OTHER INFORMATION: /note="Description of Combined DNA/RNA
Molecule: Synthetic oligonucleotide"

<400> SEQUENCE: 236

aaaaagacug aucaaaauaug uug 23

<210> SEQ ID NO 237
<211> LENGTH: 23
<212> TYPE: RNA
<213> ORGANISM: Artificial Sequence
<220> FEATURE:
<221> NAME/KEY: source
<223> OTHER INFORMATION: /note="Description of Artificial Sequence:
Synthetic oligonucleotide"

<400> SEQUENCE: 237

aaaaagacug aucaaaauaug uug 23

<210> SEQ ID NO 238
<211> LENGTH: 23
<212> TYPE: DNA
<213> ORGANISM: Artificial Sequence
<220> FEATURE:
<221> NAME/KEY: source
<223> OTHER INFORMATION: /note="Description of Artificial Sequence:
Synthetic oligonucleotide"
<220> FEATURE:
<221> NAME/KEY: source
<223> OTHER INFORMATION: /note="Description of Combined DNA/RNA
Molecule: Synthetic oligonucleotide"

<400> SEQUENCE: 238

aaaaagacug aucaaaauaug uug 23

<210> SEQ ID NO 239
<211> LENGTH: 23
<212> TYPE: RNA
<213> ORGANISM: Artificial Sequence
<220> FEATURE:
<221> NAME/KEY: source
<223> OTHER INFORMATION: /note="Description of Artificial Sequence:
Synthetic oligonucleotide"

<400> SEQUENCE: 239

aaaaagacug aucaaaauaug uug 23

-continued

<210> SEQ ID NO 240
<211> LENGTH: 23
<212> TYPE: RNA
<213> ORGANISM: Artificial Sequence
<220> FEATURE:
<221> NAME/KEY: source
<223> OTHER INFORMATION: /note="Description of Artificial Sequence:
Synthetic oligonucleotide"

<400> SEQUENCE: 240

aaaaagacug aucaaaauaug uug 23

<210> SEQ ID NO 241
<211> LENGTH: 23
<212> TYPE: DNA
<213> ORGANISM: Artificial Sequence
<220> FEATURE:
<221> NAME/KEY: source
<223> OTHER INFORMATION: /note="Description of Artificial Sequence:
Synthetic oligonucleotide"
<220> FEATURE:
<221> NAME/KEY: source
<223> OTHER INFORMATION: /note="Description of Combined DNA/RNA
Molecule: Synthetic oligonucleotide"

<400> SEQUENCE: 241

aaaaagacug aucaaaauaug uug 23

<210> SEQ ID NO 242
<211> LENGTH: 23
<212> TYPE: DNA
<213> ORGANISM: Artificial Sequence
<220> FEATURE:
<221> NAME/KEY: source
<223> OTHER INFORMATION: /note="Description of Artificial Sequence:
Synthetic oligonucleotide"
<220> FEATURE:
<221> NAME/KEY: source
<223> OTHER INFORMATION: /note="Description of Combined DNA/RNA
Molecule: Synthetic oligonucleotide"

<400> SEQUENCE: 242

aaaaagacug aucaaaauaug uug 23

<210> SEQ ID NO 243
<211> LENGTH: 23
<212> TYPE: RNA
<213> ORGANISM: Artificial Sequence
<220> FEATURE:
<221> NAME/KEY: source
<223> OTHER INFORMATION: /note="Description of Artificial Sequence:
Synthetic oligonucleotide"

<400> SEQUENCE: 243

aaaaagacug aucaaaauaug uug 23

<210> SEQ ID NO 244
<211> LENGTH: 23
<212> TYPE: DNA
<213> ORGANISM: Artificial Sequence
<220> FEATURE:
<221> NAME/KEY: source
<223> OTHER INFORMATION: /note="Description of Artificial Sequence:
Synthetic oligonucleotide"
<220> FEATURE:
<221> NAME/KEY: source
<223> OTHER INFORMATION: /note="Description of Combined DNA/RNA

-continued

Molecule: Synthetic oligonucleotide"

<400> SEQUENCE: 244

aaaaagacug aucaaaauaug uug 23

<210> SEQ ID NO 245
<211> LENGTH: 23
<212> TYPE: RNA
<213> ORGANISM: Artificial Sequence
<220> FEATURE:
<221> NAME/KEY: source
<223> OTHER INFORMATION: /note="Description of Artificial Sequence:
Synthetic oligonucleotide"

<400> SEQUENCE: 245

aaaaagacug aucaaaauaug uug 23

<210> SEQ ID NO 246
<211> LENGTH: 23
<212> TYPE: RNA
<213> ORGANISM: Artificial Sequence
<220> FEATURE:
<221> NAME/KEY: source
<223> OTHER INFORMATION: /note="Description of Artificial Sequence:
Synthetic oligonucleotide"

<400> SEQUENCE: 246

aaaaagacug aucaaaauaug uug 23

<210> SEQ ID NO 247
<211> LENGTH: 23
<212> TYPE: DNA
<213> ORGANISM: Artificial Sequence
<220> FEATURE:
<221> NAME/KEY: source
<223> OTHER INFORMATION: /note="Description of Artificial Sequence:
Synthetic oligonucleotide"

<220> FEATURE:
<221> NAME/KEY: source
<223> OTHER INFORMATION: /note="Description of Combined DNA/RNA
Molecule: Synthetic oligonucleotide"

<400> SEQUENCE: 247

aaaaagacug aucaaaauaug uug 23

<210> SEQ ID NO 248
<211> LENGTH: 23
<212> TYPE: DNA
<213> ORGANISM: Artificial Sequence
<220> FEATURE:
<221> NAME/KEY: source
<223> OTHER INFORMATION: /note="Description of Artificial Sequence:
Synthetic oligonucleotide"

<220> FEATURE:
<221> NAME/KEY: source
<223> OTHER INFORMATION: /note="Description of Combined DNA/RNA
Molecule: Synthetic oligonucleotide"

<400> SEQUENCE: 248

aaaaagacug aucaaaauaug uug 23

<210> SEQ ID NO 249
<211> LENGTH: 23
<212> TYPE: DNA
<213> ORGANISM: Artificial Sequence
<220> FEATURE:

-continued

<221> NAME/KEY: source
<223> OTHER INFORMATION: /note="Description of Artificial Sequence:
Synthetic oligonucleotide"
<220> FEATURE:
<221> NAME/KEY: source
<223> OTHER INFORMATION: /note="Description of Combined DNA/RNA
Molecule: Synthetic oligonucleotide"

<400> SEQUENCE: 249

aaaaagacug aucaaaauaug uug 23

<210> SEQ ID NO 250
<211> LENGTH: 23
<212> TYPE: DNA
<213> ORGANISM: Artificial Sequence
<220> FEATURE:
<221> NAME/KEY: source
<223> OTHER INFORMATION: /note="Description of Artificial Sequence:
Synthetic oligonucleotide"
<220> FEATURE:
<221> NAME/KEY: source
<223> OTHER INFORMATION: /note="Description of Combined DNA/RNA
Molecule: Synthetic oligonucleotide"

<400> SEQUENCE: 250

aaaaagacug aucaaaauaug uug 23

<210> SEQ ID NO 251
<211> LENGTH: 23
<212> TYPE: RNA
<213> ORGANISM: Artificial Sequence
<220> FEATURE:
<221> NAME/KEY: source
<223> OTHER INFORMATION: /note="Description of Artificial Sequence:
Synthetic oligonucleotide"

<400> SEQUENCE: 251

aaaaagacug aucaaaauaug uug 23

<210> SEQ ID NO 252
<211> LENGTH: 23
<212> TYPE: DNA
<213> ORGANISM: Artificial Sequence
<220> FEATURE:
<221> NAME/KEY: source
<223> OTHER INFORMATION: /note="Description of Artificial Sequence:
Synthetic oligonucleotide"
<220> FEATURE:
<221> NAME/KEY: source
<223> OTHER INFORMATION: /note="Description of Combined DNA/RNA
Molecule: Synthetic oligonucleotide"

<400> SEQUENCE: 252

aaaaagacug aucaaaauaug uug 23

<210> SEQ ID NO 253
<211> LENGTH: 23
<212> TYPE: DNA
<213> ORGANISM: Artificial Sequence
<220> FEATURE:
<221> NAME/KEY: source
<223> OTHER INFORMATION: /note="Description of Artificial Sequence:
Synthetic oligonucleotide"
<220> FEATURE:
<221> NAME/KEY: source
<223> OTHER INFORMATION: /note="Description of Combined DNA/RNA
Molecule: Synthetic oligonucleotide"

-continued

<400> SEQUENCE: 253

aaaaagacug aucaaaauug uug 23

<210> SEQ ID NO 254
<211> LENGTH: 23
<212> TYPE: DNA
<213> ORGANISM: Artificial Sequence
<220> FEATURE:
<221> NAME/KEY: source
<223> OTHER INFORMATION: /note="Description of Artificial Sequence:
Synthetic oligonucleotide"
<220> FEATURE:
<221> NAME/KEY: source
<223> OTHER INFORMATION: /note="Description of Combined DNA/RNA
Molecule: Synthetic oligonucleotide"

<400> SEQUENCE: 254

aaaaagacug aucaaaauug uug 23

<210> SEQ ID NO 255
<211> LENGTH: 23
<212> TYPE: DNA
<213> ORGANISM: Artificial Sequence
<220> FEATURE:
<221> NAME/KEY: source
<223> OTHER INFORMATION: /note="Description of Artificial Sequence:
Synthetic oligonucleotide"
<220> FEATURE:
<221> NAME/KEY: source
<223> OTHER INFORMATION: /note="Description of Combined DNA/RNA
Molecule: Synthetic oligonucleotide"

<400> SEQUENCE: 255

aaaaagacug aucaaaauug uug 23

<210> SEQ ID NO 256
<211> LENGTH: 23
<212> TYPE: RNA
<213> ORGANISM: Artificial Sequence
<220> FEATURE:
<221> NAME/KEY: source
<223> OTHER INFORMATION: /note="Description of Artificial Sequence:
Synthetic oligonucleotide"

<400> SEQUENCE: 256

aaaaagacug aucaaaauug uug 23

<210> SEQ ID NO 257
<211> LENGTH: 23
<212> TYPE: RNA
<213> ORGANISM: Artificial Sequence
<220> FEATURE:
<221> NAME/KEY: source
<223> OTHER INFORMATION: /note="Description of Artificial Sequence:
Synthetic oligonucleotide"

<400> SEQUENCE: 257

aaaaagacug aucaaaauug uug 23

<210> SEQ ID NO 258
<211> LENGTH: 23
<212> TYPE: DNA
<213> ORGANISM: Artificial Sequence
<220> FEATURE:
<221> NAME/KEY: source
<223> OTHER INFORMATION: /note="Description of Artificial Sequence:

-continued

Synthetic oligonucleotide"
<220> FEATURE:
<221> NAME/KEY: source
<223> OTHER INFORMATION: /note="Description of Combined DNA/RNA
Molecule: Synthetic oligonucleotide"

<400> SEQUENCE: 258

aaaaagacug aucaaaauaug uug 23

<210> SEQ ID NO 259
<211> LENGTH: 23
<212> TYPE: DNA
<213> ORGANISM: Artificial Sequence
<220> FEATURE:
<221> NAME/KEY: source
<223> OTHER INFORMATION: /note="Description of Artificial Sequence:
Synthetic oligonucleotide"
<220> FEATURE:
<221> NAME/KEY: source
<223> OTHER INFORMATION: /note="Description of Combined DNA/RNA
Molecule: Synthetic oligonucleotide"

<400> SEQUENCE: 259

aaaaagacug aucaaaauaug uug 23

<210> SEQ ID NO 260
<211> LENGTH: 23
<212> TYPE: DNA
<213> ORGANISM: Artificial Sequence
<220> FEATURE:
<221> NAME/KEY: source
<223> OTHER INFORMATION: /note="Description of Artificial Sequence:
Synthetic oligonucleotide"
<220> FEATURE:
<221> NAME/KEY: source
<223> OTHER INFORMATION: /note="Description of Combined DNA/RNA
Molecule: Synthetic oligonucleotide"

<400> SEQUENCE: 260

aaaaagacug aucaaaauaug uug 23

<210> SEQ ID NO 261
<211> LENGTH: 23
<212> TYPE: RNA
<213> ORGANISM: Artificial Sequence
<220> FEATURE:
<221> NAME/KEY: source
<223> OTHER INFORMATION: /note="Description of Artificial Sequence:
Synthetic oligonucleotide"

<400> SEQUENCE: 261

aaaaagacug aucaaaauaug uug 23

<210> SEQ ID NO 262
<211> LENGTH: 23
<212> TYPE: RNA
<213> ORGANISM: Artificial Sequence
<220> FEATURE:
<221> NAME/KEY: source
<223> OTHER INFORMATION: /note="Description of Artificial Sequence:
Synthetic oligonucleotide"

<400> SEQUENCE: 262

aaaaagacug aucaaaauaug uug 23

<210> SEQ ID NO 263

-continued

<211> LENGTH: 23
<212> TYPE: DNA
<213> ORGANISM: Artificial Sequence
<220> FEATURE:
<221> NAME/KEY: source
<223> OTHER INFORMATION: /note="Description of Artificial Sequence:
Synthetic oligonucleotide"
<220> FEATURE:
<221> NAME/KEY: source
<223> OTHER INFORMATION: /note="Description of Combined DNA/RNA
Molecule: Synthetic oligonucleotide"

<400> SEQUENCE: 263

aaaaagacug aucaaaauug uug 23

<210> SEQ ID NO 264
<211> LENGTH: 23
<212> TYPE: DNA
<213> ORGANISM: Artificial Sequence
<220> FEATURE:
<221> NAME/KEY: source
<223> OTHER INFORMATION: /note="Description of Artificial Sequence:
Synthetic oligonucleotide"
<220> FEATURE:
<221> NAME/KEY: source
<223> OTHER INFORMATION: /note="Description of Combined DNA/RNA
Molecule: Synthetic oligonucleotide"

<400> SEQUENCE: 264

aaaaagacug aucaaaauug uug 23

<210> SEQ ID NO 265
<211> LENGTH: 23
<212> TYPE: DNA
<213> ORGANISM: Artificial Sequence
<220> FEATURE:
<221> NAME/KEY: source
<223> OTHER INFORMATION: /note="Description of Artificial Sequence:
Synthetic oligonucleotide"
<220> FEATURE:
<221> NAME/KEY: source
<223> OTHER INFORMATION: /note="Description of Combined DNA/RNA
Molecule: Synthetic oligonucleotide"

<400> SEQUENCE: 265

aaaaagacug aucaaaauug uug 23

<210> SEQ ID NO 266
<211> LENGTH: 21
<212> TYPE: RNA
<213> ORGANISM: Artificial Sequence
<220> FEATURE:
<221> NAME/KEY: source
<223> OTHER INFORMATION: /note="Description of Artificial Sequence:
Synthetic oligonucleotide"

<400> SEQUENCE: 266

ugucacuuga acucaacuca a 21

<210> SEQ ID NO 267
<211> LENGTH: 21
<212> TYPE: RNA
<213> ORGANISM: Artificial Sequence
<220> FEATURE:
<221> NAME/KEY: source
<223> OTHER INFORMATION: /note="Description of Artificial Sequence:
Synthetic oligonucleotide"

-continued

<400> SEQUENCE: 267

aacuaacuaa cuuaauuca a 21

<210> SEQ ID NO 268

<211> LENGTH: 21

<212> TYPE: RNA

<213> ORGANISM: Artificial Sequence

<220> FEATURE:

<221> NAME/KEY: source

<223> OTHER INFORMATION: /note="Description of Artificial Sequence:
Synthetic oligonucleotide"

<400> SEQUENCE: 268

ucacaauuaa gcuccuucu u 21

<210> SEQ ID NO 269

<211> LENGTH: 21

<212> TYPE: RNA

<213> ORGANISM: Artificial Sequence

<220> FEATURE:

<221> NAME/KEY: source

<223> OTHER INFORMATION: /note="Description of Artificial Sequence:
Synthetic oligonucleotide"

<400> SEQUENCE: 269

gagcaacuaa cuaacuua u 21

<210> SEQ ID NO 270

<211> LENGTH: 21

<212> TYPE: RNA

<213> ORGANISM: Artificial Sequence

<220> FEATURE:

<221> NAME/KEY: source

<223> OTHER INFORMATION: /note="Description of Artificial Sequence:
Synthetic oligonucleotide"

<400> SEQUENCE: 270

uuauuguucc ucuaguua u 21

<210> SEQ ID NO 271

<211> LENGTH: 21

<212> TYPE: RNA

<213> ORGANISM: Artificial Sequence

<220> FEATURE:

<221> NAME/KEY: source

<223> OTHER INFORMATION: /note="Description of Artificial Sequence:
Synthetic oligonucleotide"

<400> SEQUENCE: 271

auuaagcucc uucuuuuu u 21

<210> SEQ ID NO 272

<211> LENGTH: 21

<212> TYPE: RNA

<213> ORGANISM: Artificial Sequence

<220> FEATURE:

<221> NAME/KEY: source

<223> OTHER INFORMATION: /note="Description of Artificial Sequence:
Synthetic oligonucleotide"

<400> SEQUENCE: 272

ugucacuuga acucauca a 21

<210> SEQ ID NO 273

-continued

<211> LENGTH: 21
<212> TYPE: RNA
<213> ORGANISM: Artificial Sequence
<220> FEATURE:
<221> NAME/KEY: source
<223> OTHER INFORMATION: /note="Description of Artificial Sequence:
Synthetic oligonucleotide"

<400> SEQUENCE: 273

gaauauguca cuugaacuca a 21

<210> SEQ ID NO 274
<211> LENGTH: 21
<212> TYPE: RNA
<213> ORGANISM: Artificial Sequence
<220> FEATURE:
<221> NAME/KEY: source
<223> OTHER INFORMATION: /note="Description of Artificial Sequence:
Synthetic oligonucleotide"

<400> SEQUENCE: 274

acauuuuga ucagucuuuu u 21

<210> SEQ ID NO 275
<211> LENGTH: 21
<212> TYPE: RNA
<213> ORGANISM: Artificial Sequence
<220> FEATURE:
<221> NAME/KEY: source
<223> OTHER INFORMATION: /note="Description of Artificial Sequence:
Synthetic oligonucleotide"

<400> SEQUENCE: 275

caacauuuu gaucagucuu u 21

<210> SEQ ID NO 276
<211> LENGTH: 21
<212> TYPE: RNA
<213> ORGANISM: Artificial Sequence
<220> FEATURE:
<221> NAME/KEY: source
<223> OTHER INFORMATION: /note="Description of Artificial Sequence:
Synthetic oligonucleotide"

<400> SEQUENCE: 276

cuccauagug aagcaucua a 21

<210> SEQ ID NO 277
<211> LENGTH: 21
<212> TYPE: RNA
<213> ORGANISM: Artificial Sequence
<220> FEATURE:
<221> NAME/KEY: source
<223> OTHER INFORMATION: /note="Description of Artificial Sequence:
Synthetic oligonucleotide"

<400> SEQUENCE: 277

acauuuuga ucagucuuuu u 21

<210> SEQ ID NO 278
<211> LENGTH: 23
<212> TYPE: RNA
<213> ORGANISM: Artificial Sequence
<220> FEATURE:
<221> NAME/KEY: source
<223> OTHER INFORMATION: /note="Description of Artificial Sequence:

-continued

Synthetic oligonucleotide"

<400> SEQUENCE: 278

uugaguugag uucaagugac aua 23

<210> SEQ ID NO 279
<211> LENGTH: 23
<212> TYPE: RNA
<213> ORGANISM: Artificial Sequence
<220> FEATURE:
<221> NAME/KEY: source
<223> OTHER INFORMATION: /note="Description of Artificial Sequence:
Synthetic oligonucleotide"

<400> SEQUENCE: 279

uuugaauuaa guuaguuagu ugc 23

<210> SEQ ID NO 280
<211> LENGTH: 23
<212> TYPE: RNA
<213> ORGANISM: Artificial Sequence
<220> FEATURE:
<221> NAME/KEY: source
<223> OTHER INFORMATION: /note="Description of Artificial Sequence:
Synthetic oligonucleotide"

<400> SEQUENCE: 280

aaagaaggag cuuaauugug aac 23

<210> SEQ ID NO 281
<211> LENGTH: 23
<212> TYPE: RNA
<213> ORGANISM: Artificial Sequence
<220> FEATURE:
<221> NAME/KEY: source
<223> OTHER INFORMATION: /note="Description of Artificial Sequence:
Synthetic oligonucleotide"

<400> SEQUENCE: 281

aaauaaguua guuaguugcu cuu 23

<210> SEQ ID NO 282
<211> LENGTH: 23
<212> TYPE: RNA
<213> ORGANISM: Artificial Sequence
<220> FEATURE:
<221> NAME/KEY: source
<223> OTHER INFORMATION: /note="Description of Artificial Sequence:
Synthetic oligonucleotide"

<400> SEQUENCE: 282

aaauaacuag aggaacaaua aaa 23

<210> SEQ ID NO 283
<211> LENGTH: 23
<212> TYPE: RNA
<213> ORGANISM: Artificial Sequence
<220> FEATURE:
<221> NAME/KEY: source
<223> OTHER INFORMATION: /note="Description of Artificial Sequence:
Synthetic oligonucleotide"

<400> SEQUENCE: 283

aaauaaaaga aggagcuuaa uug 23

-continued

<210> SEQ ID NO 284
<211> LENGTH: 23
<212> TYPE: RNA
<213> ORGANISM: Artificial Sequence
<220> FEATURE:
<221> NAME/KEY: source
<223> OTHER INFORMATION: /note="Description of Artificial Sequence:
Synthetic oligonucleotide"

<400> SEQUENCE: 284

uugaguugag uucaagugac aua 23

<210> SEQ ID NO 285
<211> LENGTH: 23
<212> TYPE: RNA
<213> ORGANISM: Artificial Sequence
<220> FEATURE:
<221> NAME/KEY: source
<223> OTHER INFORMATION: /note="Description of Artificial Sequence:
Synthetic oligonucleotide"

<400> SEQUENCE: 285

uugaguucuaa gugacauuu cuu 23

<210> SEQ ID NO 286
<211> LENGTH: 23
<212> TYPE: RNA
<213> ORGANISM: Artificial Sequence
<220> FEATURE:
<221> NAME/KEY: source
<223> OTHER INFORMATION: /note="Description of Artificial Sequence:
Synthetic oligonucleotide"

<400> SEQUENCE: 286

aaaaagacug aucaauaug uug 23

<210> SEQ ID NO 287
<211> LENGTH: 23
<212> TYPE: RNA
<213> ORGANISM: Artificial Sequence
<220> FEATURE:
<221> NAME/KEY: source
<223> OTHER INFORMATION: /note="Description of Artificial Sequence:
Synthetic oligonucleotide"

<400> SEQUENCE: 287

aaagacugau caaauauguu gag 23

<210> SEQ ID NO 288
<211> LENGTH: 23
<212> TYPE: RNA
<213> ORGANISM: Artificial Sequence
<220> FEATURE:
<221> NAME/KEY: source
<223> OTHER INFORMATION: /note="Description of Artificial Sequence:
Synthetic oligonucleotide"

<400> SEQUENCE: 288

uuagauugcu ucacuaugga gua 23

<210> SEQ ID NO 289
<211> LENGTH: 23
<212> TYPE: RNA
<213> ORGANISM: Artificial Sequence
<220> FEATURE:

-continued

<221> NAME/KEY: source
 <223> OTHER INFORMATION: /note="Description of Artificial Sequence:
 Synthetic oligonucleotide"

<400> SEQUENCE: 289

aaaaagacug aucaaaauaug uug 23

<210> SEQ ID NO 290
 <211> LENGTH: 21
 <212> TYPE: RNA
 <213> ORGANISM: Artificial Sequence
 <220> FEATURE:
 <221> NAME/KEY: source
 <223> OTHER INFORMATION: /note="Description of Artificial Sequence:
 Synthetic oligonucleotide"

<400> SEQUENCE: 290

ugucacuuga acucaacuca a 21

<210> SEQ ID NO 291
 <211> LENGTH: 21
 <212> TYPE: RNA
 <213> ORGANISM: Artificial Sequence
 <220> FEATURE:
 <221> NAME/KEY: source
 <223> OTHER INFORMATION: /note="Description of Artificial Sequence:
 Synthetic oligonucleotide"

<400> SEQUENCE: 291

aacuaacuaa cuuaauuca a 21

<210> SEQ ID NO 292
 <211> LENGTH: 21
 <212> TYPE: RNA
 <213> ORGANISM: Artificial Sequence
 <220> FEATURE:
 <221> NAME/KEY: source
 <223> OTHER INFORMATION: /note="Description of Artificial Sequence:
 Synthetic oligonucleotide"

<400> SEQUENCE: 292

ucacaauuaa gcuccuucuu u 21

<210> SEQ ID NO 293
 <211> LENGTH: 21
 <212> TYPE: RNA
 <213> ORGANISM: Artificial Sequence
 <220> FEATURE:
 <221> NAME/KEY: source
 <223> OTHER INFORMATION: /note="Description of Artificial Sequence:
 Synthetic oligonucleotide"

<400> SEQUENCE: 293

gagcaacuaa cuaacuuaau u 21

<210> SEQ ID NO 294
 <211> LENGTH: 21
 <212> TYPE: RNA
 <213> ORGANISM: Artificial Sequence
 <220> FEATURE:
 <221> NAME/KEY: source
 <223> OTHER INFORMATION: /note="Description of Artificial Sequence:
 Synthetic oligonucleotide"

<400> SEQUENCE: 294

-continued

uuauuguucc ucuaguuuuu u 21

<210> SEQ ID NO 295
<211> LENGTH: 21
<212> TYPE: RNA
<213> ORGANISM: Artificial Sequence
<220> FEATURE:
<221> NAME/KEY: source
<223> OTHER INFORMATION: /note="Description of Artificial Sequence:
Synthetic oligonucleotide"

<400> SEQUENCE: 295

auuaagcucc uuuuuuuuu u 21

<210> SEQ ID NO 296
<211> LENGTH: 21
<212> TYPE: RNA
<213> ORGANISM: Artificial Sequence
<220> FEATURE:
<221> NAME/KEY: source
<223> OTHER INFORMATION: /note="Description of Artificial Sequence:
Synthetic oligonucleotide"

<400> SEQUENCE: 296

ugucacuuga acucaacuca a 21

<210> SEQ ID NO 297
<211> LENGTH: 21
<212> TYPE: RNA
<213> ORGANISM: Artificial Sequence
<220> FEATURE:
<221> NAME/KEY: source
<223> OTHER INFORMATION: /note="Description of Artificial Sequence:
Synthetic oligonucleotide"

<400> SEQUENCE: 297

gaauauguca cuugaacuca a 21

<210> SEQ ID NO 298
<211> LENGTH: 21
<212> TYPE: RNA
<213> ORGANISM: Artificial Sequence
<220> FEATURE:
<221> NAME/KEY: source
<223> OTHER INFORMATION: /note="Description of Artificial Sequence:
Synthetic oligonucleotide"

<400> SEQUENCE: 298

acauuuuga ucagucuuuu u 21

<210> SEQ ID NO 299
<211> LENGTH: 21
<212> TYPE: RNA
<213> ORGANISM: Artificial Sequence
<220> FEATURE:
<221> NAME/KEY: source
<223> OTHER INFORMATION: /note="Description of Artificial Sequence:
Synthetic oligonucleotide"

<400> SEQUENCE: 299

caacauuuu gaucagucuu u 21

<210> SEQ ID NO 300
<211> LENGTH: 21
<212> TYPE: RNA

-continued

<213> ORGANISM: Artificial Sequence
<220> FEATURE:
<221> NAME/KEY: source
<223> OTHER INFORMATION: /note="Description of Artificial Sequence:
Synthetic oligonucleotide"

<400> SEQUENCE: 300

cuccauagug aagcaaucua a 21

<210> SEQ ID NO 301
<211> LENGTH: 21
<212> TYPE: RNA
<213> ORGANISM: Artificial Sequence
<220> FEATURE:
<221> NAME/KEY: source
<223> OTHER INFORMATION: /note="Description of Artificial Sequence:
Synthetic oligonucleotide"

<400> SEQUENCE: 301

acauuuuga ucagucuuuu u 21

<210> SEQ ID NO 302
<211> LENGTH: 23
<212> TYPE: RNA
<213> ORGANISM: Artificial Sequence
<220> FEATURE:
<221> NAME/KEY: source
<223> OTHER INFORMATION: /note="Description of Artificial Sequence:
Synthetic oligonucleotide"

<400> SEQUENCE: 302

uugaguugag uucaagugac aua 23

<210> SEQ ID NO 303
<211> LENGTH: 23
<212> TYPE: RNA
<213> ORGANISM: Artificial Sequence
<220> FEATURE:
<221> NAME/KEY: source
<223> OTHER INFORMATION: /note="Description of Artificial Sequence:
Synthetic oligonucleotide"

<400> SEQUENCE: 303

uuugaauuaa guuaguuagu ugc 23

<210> SEQ ID NO 304
<211> LENGTH: 23
<212> TYPE: RNA
<213> ORGANISM: Artificial Sequence
<220> FEATURE:
<221> NAME/KEY: source
<223> OTHER INFORMATION: /note="Description of Artificial Sequence:
Synthetic oligonucleotide"

<400> SEQUENCE: 304

aaagaaggag cuuauugug aac 23

<210> SEQ ID NO 305
<211> LENGTH: 23
<212> TYPE: RNA
<213> ORGANISM: Artificial Sequence
<220> FEATURE:
<221> NAME/KEY: source
<223> OTHER INFORMATION: /note="Description of Artificial Sequence:
Synthetic oligonucleotide"

-continued

<400> SEQUENCE: 305

aaauaaguua guaguugcu cuu 23

<210> SEQ ID NO 306

<211> LENGTH: 23

<212> TYPE: RNA

<213> ORGANISM: Artificial Sequence

<220> FEATURE:

<221> NAME/KEY: source

<223> OTHER INFORMATION: /note="Description of Artificial Sequence:
Synthetic oligonucleotide"

<400> SEQUENCE: 306

aaauaacuag aggaacaaua aaa 23

<210> SEQ ID NO 307

<211> LENGTH: 23

<212> TYPE: RNA

<213> ORGANISM: Artificial Sequence

<220> FEATURE:

<221> NAME/KEY: source

<223> OTHER INFORMATION: /note="Description of Artificial Sequence:
Synthetic oligonucleotide"

<400> SEQUENCE: 307

aauaaaaaga aggagcuuaa uug 23

<210> SEQ ID NO 308

<211> LENGTH: 23

<212> TYPE: RNA

<213> ORGANISM: Artificial Sequence

<220> FEATURE:

<221> NAME/KEY: source

<223> OTHER INFORMATION: /note="Description of Artificial Sequence:
Synthetic oligonucleotide"

<400> SEQUENCE: 308

uugaguugag uucaagugac aua 23

<210> SEQ ID NO 309

<211> LENGTH: 23

<212> TYPE: RNA

<213> ORGANISM: Artificial Sequence

<220> FEATURE:

<221> NAME/KEY: source

<223> OTHER INFORMATION: /note="Description of Artificial Sequence:
Synthetic oligonucleotide"

<400> SEQUENCE: 309

uugaguucua gugacauuu cuu 23

<210> SEQ ID NO 310

<211> LENGTH: 23

<212> TYPE: RNA

<213> ORGANISM: Artificial Sequence

<220> FEATURE:

<221> NAME/KEY: source

<223> OTHER INFORMATION: /note="Description of Artificial Sequence:
Synthetic oligonucleotide"

<400> SEQUENCE: 310

aaaaagacug aucaauaug uug 23

<210> SEQ ID NO 311

-continued

```

<211> LENGTH: 23
<212> TYPE: RNA
<213> ORGANISM: Artificial Sequence
<220> FEATURE:
<221> NAME/KEY: source
<223> OTHER INFORMATION: /note="Description of Artificial Sequence:
      Synthetic oligonucleotide"

<400> SEQUENCE: 311

aaagacugau caaaauauguu gag                                     23

<210> SEQ ID NO 312
<211> LENGTH: 23
<212> TYPE: RNA
<213> ORGANISM: Artificial Sequence
<220> FEATURE:
<221> NAME/KEY: source
<223> OTHER INFORMATION: /note="Description of Artificial Sequence:
      Synthetic oligonucleotide"

<400> SEQUENCE: 312

uuagaauugcu ucacuaugga gua                                     23

<210> SEQ ID NO 313
<211> LENGTH: 23
<212> TYPE: RNA
<213> ORGANISM: Artificial Sequence
<220> FEATURE:
<221> NAME/KEY: source
<223> OTHER INFORMATION: /note="Description of Artificial Sequence:
      Synthetic oligonucleotide"

<400> SEQUENCE: 313

aaaaagacug aucaaaauaug uug                                     23

<210> SEQ ID NO 314
<211> LENGTH: 21
<212> TYPE: DNA
<213> ORGANISM: Artificial Sequence
<220> FEATURE:
<221> NAME/KEY: source
<223> OTHER INFORMATION: /note="Description of Artificial Sequence:
      Synthetic oligonucleotide"
<220> FEATURE:
<221> NAME/KEY: source
<223> OTHER INFORMATION: /note="Description of Combined DNA/RNA
      Molecule: Synthetic oligonucleotide"

<400> SEQUENCE: 314

gaauatguga cuugaacuca a                                       21

<210> SEQ ID NO 315
<211> LENGTH: 21
<212> TYPE: DNA
<213> ORGANISM: Artificial Sequence
<220> FEATURE:
<221> NAME/KEY: source
<223> OTHER INFORMATION: /note="Description of Artificial Sequence:
      Synthetic oligonucleotide"
<220> FEATURE:
<221> NAME/KEY: source
<223> OTHER INFORMATION: /note="Description of Combined DNA/RNA
      Molecule: Synthetic oligonucleotide"

<400> SEQUENCE: 315

gaauatguga cuugaacuca a                                       21

```

-continued

<210> SEQ ID NO 316
<211> LENGTH: 21
<212> TYPE: RNA
<213> ORGANISM: Artificial Sequence
<220> FEATURE:
<221> NAME/KEY: source
<223> OTHER INFORMATION: /note="Description of Artificial Sequence:
Synthetic oligonucleotide"

<400> SEQUENCE: 316

gaauauguca cuugaacuca a 21

<210> SEQ ID NO 317
<211> LENGTH: 21
<212> TYPE: DNA
<213> ORGANISM: Artificial Sequence
<220> FEATURE:
<221> NAME/KEY: source
<223> OTHER INFORMATION: /note="Description of Artificial Sequence:
Synthetic oligonucleotide"
<220> FEATURE:
<221> NAME/KEY: source
<223> OTHER INFORMATION: /note="Description of Combined DNA/RNA
Molecule: Synthetic oligonucleotide"

<400> SEQUENCE: 317

gaauatguga cuugaacuca a 21

<210> SEQ ID NO 318
<211> LENGTH: 21
<212> TYPE: RNA
<213> ORGANISM: Artificial Sequence
<220> FEATURE:
<221> NAME/KEY: source
<223> OTHER INFORMATION: /note="Description of Artificial Sequence:
Synthetic oligonucleotide"

<400> SEQUENCE: 318

gaauauguca cuugaacuca a 21

<210> SEQ ID NO 319
<211> LENGTH: 21
<212> TYPE: DNA
<213> ORGANISM: Artificial Sequence
<220> FEATURE:
<221> NAME/KEY: source
<223> OTHER INFORMATION: /note="Description of Artificial Sequence:
Synthetic oligonucleotide"
<220> FEATURE:
<221> NAME/KEY: source
<223> OTHER INFORMATION: /note="Description of Combined DNA/RNA
Molecule: Synthetic oligonucleotide"

<400> SEQUENCE: 319

auaaagcugc uuccuutuau u 21

<210> SEQ ID NO 320
<211> LENGTH: 21
<212> TYPE: DNA
<213> ORGANISM: Artificial Sequence
<220> FEATURE:
<221> NAME/KEY: source
<223> OTHER INFORMATION: /note="Description of Artificial Sequence:
Synthetic oligonucleotide"
<220> FEATURE:
<221> NAME/KEY: source
<223> OTHER INFORMATION: /note="Description of Combined DNA/RNA

-continued

Molecule: Synthetic oligonucleotide"

<400> SEQUENCE: 320

auuaagcugc uucuutuau u 21

<210> SEQ ID NO 321
<211> LENGTH: 21
<212> TYPE: RNA
<213> ORGANISM: Artificial Sequence
<220> FEATURE:
<221> NAME/KEY: source
<223> OTHER INFORMATION: /note="Description of Artificial Sequence:
Synthetic oligonucleotide"

<400> SEQUENCE: 321

auuaagcucc uucuuuuuau u 21

<210> SEQ ID NO 322
<211> LENGTH: 21
<212> TYPE: RNA
<213> ORGANISM: Artificial Sequence
<220> FEATURE:
<221> NAME/KEY: source
<223> OTHER INFORMATION: /note="Description of Artificial Sequence:
Synthetic oligonucleotide"

<400> SEQUENCE: 322

auuaagcucc uucuuuuuau u 21

<210> SEQ ID NO 323
<211> LENGTH: 21
<212> TYPE: DNA
<213> ORGANISM: Artificial Sequence
<220> FEATURE:
<221> NAME/KEY: source
<223> OTHER INFORMATION: /note="Description of Artificial Sequence:
Synthetic oligonucleotide"

<220> FEATURE:
<221> NAME/KEY: source
<223> OTHER INFORMATION: /note="Description of Combined DNA/RNA
Molecule: Synthetic oligonucleotide"

<400> SEQUENCE: 323

acauatuca ucaguctuuu u 21

<210> SEQ ID NO 324
<211> LENGTH: 21
<212> TYPE: DNA
<213> ORGANISM: Artificial Sequence
<220> FEATURE:
<221> NAME/KEY: source
<223> OTHER INFORMATION: /note="Description of Artificial Sequence:
Synthetic oligonucleotide"

<220> FEATURE:
<221> NAME/KEY: source
<223> OTHER INFORMATION: /note="Description of Combined DNA/RNA
Molecule: Synthetic oligonucleotide"

<400> SEQUENCE: 324

ugucacuca acucaacuca a 21

<210> SEQ ID NO 325
<211> LENGTH: 21
<212> TYPE: DNA
<213> ORGANISM: Artificial Sequence
<220> FEATURE:

-continued

```

<221> NAME/KEY: source
<223> OTHER INFORMATION: /note="Description of Artificial Sequence:
    Synthetic oligonucleotide"
<220> FEATURE:
<221> NAME/KEY: source
<223> OTHER INFORMATION: /note="Description of Combined DNA/RNA
    Molecule: Synthetic oligonucleotide"

<400> SEQUENCE: 325

ugucacuuca acucaacuca a 21

<210> SEQ ID NO 326
<211> LENGTH: 21
<212> TYPE: RNA
<213> ORGANISM: Artificial Sequence
<220> FEATURE:
<221> NAME/KEY: source
<223> OTHER INFORMATION: /note="Description of Artificial Sequence:
    Synthetic oligonucleotide"

<400> SEQUENCE: 326

ugucacuuga acucaacuca a 21

<210> SEQ ID NO 327
<211> LENGTH: 21
<212> TYPE: DNA
<213> ORGANISM: Artificial Sequence
<220> FEATURE:
<221> NAME/KEY: source
<223> OTHER INFORMATION: /note="Description of Artificial Sequence:
    Synthetic oligonucleotide"
<220> FEATURE:
<221> NAME/KEY: source
<223> OTHER INFORMATION: /note="Description of Combined DNA/RNA
    Molecule: Synthetic oligonucleotide"

<400> SEQUENCE: 327

aacuaacuua cuuaautcaa a 21

<210> SEQ ID NO 328
<211> LENGTH: 21
<212> TYPE: DNA
<213> ORGANISM: Artificial Sequence
<220> FEATURE:
<221> NAME/KEY: source
<223> OTHER INFORMATION: /note="Description of Artificial Sequence:
    Synthetic oligonucleotide"
<220> FEATURE:
<221> NAME/KEY: source
<223> OTHER INFORMATION: /note="Description of Combined DNA/RNA
    Molecule: Synthetic oligonucleotide"

<400> SEQUENCE: 328

aacuaacuua cuuaautcaa a 21

<210> SEQ ID NO 329
<211> LENGTH: 21
<212> TYPE: RNA
<213> ORGANISM: Artificial Sequence
<220> FEATURE:
<221> NAME/KEY: source
<223> OTHER INFORMATION: /note="Description of Artificial Sequence:
    Synthetic oligonucleotide"

<400> SEQUENCE: 329

aacuaacuua cuuaauuca a 21

```

-continued

<210> SEQ ID NO 330
<211> LENGTH: 21
<212> TYPE: RNA
<213> ORGANISM: Artificial Sequence
<220> FEATURE:
<221> NAME/KEY: source
<223> OTHER INFORMATION: /note="Description of Artificial Sequence:
Synthetic oligonucleotide"

<400> SEQUENCE: 330

cuccauagug aagcaaucua a 21

<210> SEQ ID NO 331
<211> LENGTH: 21
<212> TYPE: DNA
<213> ORGANISM: Artificial Sequence
<220> FEATURE:
<221> NAME/KEY: source
<223> OTHER INFORMATION: /note="Description of Artificial Sequence:
Synthetic oligonucleotide"
<220> FEATURE:
<221> NAME/KEY: source
<223> OTHER INFORMATION: /note="Description of Combined DNA/RNA
Molecule: Synthetic oligonucleotide"

<400> SEQUENCE: 331

cuccatagag aagcaatcua a 21

<210> SEQ ID NO 332
<211> LENGTH: 21
<212> TYPE: RNA
<213> ORGANISM: Artificial Sequence
<220> FEATURE:
<221> NAME/KEY: source
<223> OTHER INFORMATION: /note="Description of Artificial Sequence:
Synthetic oligonucleotide"

<400> SEQUENCE: 332

acauuuuga ucagucuuuu u 21

<210> SEQ ID NO 333
<211> LENGTH: 21
<212> TYPE: RNA
<213> ORGANISM: Artificial Sequence
<220> FEATURE:
<221> NAME/KEY: source
<223> OTHER INFORMATION: /note="Description of Artificial Sequence:
Synthetic oligonucleotide"

<400> SEQUENCE: 333

acauuuuga ucagucuuuu u 21

<210> SEQ ID NO 334
<211> LENGTH: 21
<212> TYPE: DNA
<213> ORGANISM: Artificial Sequence
<220> FEATURE:
<221> NAME/KEY: source
<223> OTHER INFORMATION: /note="Description of Artificial Sequence:
Synthetic oligonucleotide"
<220> FEATURE:
<221> NAME/KEY: source
<223> OTHER INFORMATION: /note="Description of Combined DNA/RNA
Molecule: Synthetic oligonucleotide"

<400> SEQUENCE: 334

-continued

acauatuuca ucaguctuuu u 21

<210> SEQ ID NO 335
<211> LENGTH: 23
<212> TYPE: DNA
<213> ORGANISM: Artificial Sequence
<220> FEATURE:
<221> NAME/KEY: source
<223> OTHER INFORMATION: /note="Description of Artificial Sequence:
Synthetic oligonucleotide"
<220> FEATURE:
<221> NAME/KEY: source
<223> OTHER INFORMATION: /note="Description of Combined DNA/RNA
Molecule: Synthetic oligonucleotide"

<400> SEQUENCE: 335

utgagucaaa gtgacauauu cuu 23

<210> SEQ ID NO 336
<211> LENGTH: 23
<212> TYPE: DNA
<213> ORGANISM: Artificial Sequence
<220> FEATURE:
<221> NAME/KEY: source
<223> OTHER INFORMATION: /note="Description of Artificial Sequence:
Synthetic oligonucleotide"
<220> FEATURE:
<221> NAME/KEY: source
<223> OTHER INFORMATION: /note="Description of Combined DNA/RNA
Molecule: Synthetic oligonucleotide"

<400> SEQUENCE: 336

uugagucaaa gtgacauauu cuu 23

<210> SEQ ID NO 337
<211> LENGTH: 23
<212> TYPE: DNA
<213> ORGANISM: Artificial Sequence
<220> FEATURE:
<221> NAME/KEY: source
<223> OTHER INFORMATION: /note="Description of Artificial Sequence:
Synthetic oligonucleotide"
<220> FEATURE:
<221> NAME/KEY: source
<223> OTHER INFORMATION: /note="Description of Combined DNA/RNA
Molecule: Synthetic oligonucleotide"

<400> SEQUENCE: 337

utgagucaaa gtgacauauu cuu 23

<210> SEQ ID NO 338
<211> LENGTH: 23
<212> TYPE: RNA
<213> ORGANISM: Artificial Sequence
<220> FEATURE:
<221> NAME/KEY: source
<223> OTHER INFORMATION: /note="Description of Artificial Sequence:
Synthetic oligonucleotide"

<400> SEQUENCE: 338

uugagucaaa gugacauauu cuu 23

<210> SEQ ID NO 339
<211> LENGTH: 23
<212> TYPE: RNA
<213> ORGANISM: Artificial Sequence
<220> FEATURE:

-continued

<221> NAME/KEY: source
<223> OTHER INFORMATION: /note="Description of Artificial Sequence:
Synthetic oligonucleotide"

<400> SEQUENCE: 339

uugaguucac gagacauuu cuu 23

<210> SEQ ID NO 340
<211> LENGTH: 23
<212> TYPE: DNA
<213> ORGANISM: Artificial Sequence
<220> FEATURE:
<221> NAME/KEY: source
<223> OTHER INFORMATION: /note="Description of Artificial Sequence:
Synthetic oligonucleotide"
<220> FEATURE:
<221> NAME/KEY: source
<223> OTHER INFORMATION: /note="Description of Combined DNA/RNA
Molecule: Synthetic oligonucleotide"

<400> SEQUENCE: 340

aauaaaaaga aggagcuuaa uug 23

<210> SEQ ID NO 341
<211> LENGTH: 23
<212> TYPE: RNA
<213> ORGANISM: Artificial Sequence
<220> FEATURE:
<221> NAME/KEY: source
<223> OTHER INFORMATION: /note="Description of Artificial Sequence:
Synthetic oligonucleotide"

<400> SEQUENCE: 341

aauaaaaaga aggagcuuaa uug 23

<210> SEQ ID NO 342
<211> LENGTH: 23
<212> TYPE: DNA
<213> ORGANISM: Artificial Sequence
<220> FEATURE:
<221> NAME/KEY: source
<223> OTHER INFORMATION: /note="Description of Artificial Sequence:
Synthetic oligonucleotide"
<220> FEATURE:
<221> NAME/KEY: source
<223> OTHER INFORMATION: /note="Description of Combined DNA/RNA
Molecule: Synthetic oligonucleotide"

<400> SEQUENCE: 342

aauaaaaaga aggagcuuaa uug 23

<210> SEQ ID NO 343
<211> LENGTH: 23
<212> TYPE: RNA
<213> ORGANISM: Artificial Sequence
<220> FEATURE:
<221> NAME/KEY: source
<223> OTHER INFORMATION: /note="Description of Artificial Sequence:
Synthetic oligonucleotide"

<400> SEQUENCE: 343

aauaaaaaga aggagcuuaa uug 23

<210> SEQ ID NO 344
<211> LENGTH: 23
<212> TYPE: DNA

-continued

<213> ORGANISM: Artificial Sequence
<220> FEATURE:
<221> NAME/KEY: source
<223> OTHER INFORMATION: /note="Description of Artificial Sequence:
Synthetic oligonucleotide"
<220> FEATURE:
<221> NAME/KEY: source
<223> OTHER INFORMATION: /note="Description of Combined DNA/RNA
Molecule: Synthetic oligonucleotide"

<400> SEQUENCE: 344

aaaaagacug atcaaaauaug uug 23

<210> SEQ ID NO 345
<211> LENGTH: 23
<212> TYPE: DNA
<213> ORGANISM: Artificial Sequence
<220> FEATURE:
<221> NAME/KEY: source
<223> OTHER INFORMATION: /note="Description of Artificial Sequence:
Synthetic oligonucleotide"
<220> FEATURE:
<221> NAME/KEY: source
<223> OTHER INFORMATION: /note="Description of Combined DNA/RNA
Molecule: Synthetic oligonucleotide"

<400> SEQUENCE: 345

utgaguugag utcaagugac aua 23

<210> SEQ ID NO 346
<211> LENGTH: 23
<212> TYPE: DNA
<213> ORGANISM: Artificial Sequence
<220> FEATURE:
<221> NAME/KEY: source
<223> OTHER INFORMATION: /note="Description of Artificial Sequence:
Synthetic oligonucleotide"
<220> FEATURE:
<221> NAME/KEY: source
<223> OTHER INFORMATION: /note="Description of Combined DNA/RNA
Molecule: Synthetic oligonucleotide"

<400> SEQUENCE: 346

uugaguugag utcaagugac aua 23

<210> SEQ ID NO 347
<211> LENGTH: 23
<212> TYPE: RNA
<213> ORGANISM: Artificial Sequence
<220> FEATURE:
<221> NAME/KEY: source
<223> OTHER INFORMATION: /note="Description of Artificial Sequence:
Synthetic oligonucleotide"

<400> SEQUENCE: 347

uugaguugag uucaagugac aua 23

<210> SEQ ID NO 348
<211> LENGTH: 23
<212> TYPE: DNA
<213> ORGANISM: Artificial Sequence
<220> FEATURE:
<221> NAME/KEY: source
<223> OTHER INFORMATION: /note="Description of Artificial Sequence:
Synthetic oligonucleotide"
<220> FEATURE:
<221> NAME/KEY: source
<223> OTHER INFORMATION: /note="Description of Combined DNA/RNA

-continued

Molecule: Synthetic oligonucleotide"

<400> SEQUENCE: 348

utugaaauaa gtuaguuagu ugc 23

<210> SEQ ID NO 349
<211> LENGTH: 23
<212> TYPE: DNA
<213> ORGANISM: Artificial Sequence
<220> FEATURE:
<221> NAME/KEY: source
<223> OTHER INFORMATION: /note="Description of Artificial Sequence:
Synthetic oligonucleotide"
<220> FEATURE:
<221> NAME/KEY: source
<223> OTHER INFORMATION: /note="Description of Combined DNA/RNA
Molecule: Synthetic oligonucleotide"

<400> SEQUENCE: 349

utugaaauaa gtuaguuagu ugc 23

<210> SEQ ID NO 350
<211> LENGTH: 23
<212> TYPE: RNA
<213> ORGANISM: Artificial Sequence
<220> FEATURE:
<221> NAME/KEY: source
<223> OTHER INFORMATION: /note="Description of Artificial Sequence:
Synthetic oligonucleotide"

<400> SEQUENCE: 350

uuugaauuaa guuaguuagu ugc 23

<210> SEQ ID NO 351
<211> LENGTH: 23
<212> TYPE: RNA
<213> ORGANISM: Artificial Sequence
<220> FEATURE:
<221> NAME/KEY: source
<223> OTHER INFORMATION: /note="Description of Artificial Sequence:
Synthetic oligonucleotide"

<400> SEQUENCE: 351

uuagaugcu ucacuaugga gua 23

<210> SEQ ID NO 352
<211> LENGTH: 23
<212> TYPE: DNA
<213> ORGANISM: Artificial Sequence
<220> FEATURE:
<221> NAME/KEY: source
<223> OTHER INFORMATION: /note="Description of Artificial Sequence:
Synthetic oligonucleotide"
<220> FEATURE:
<221> NAME/KEY: source
<223> OTHER INFORMATION: /note="Description of Combined DNA/RNA
Molecule: Synthetic oligonucleotide"

<400> SEQUENCE: 352

utagaugcu ucacuaugga gua 23

<210> SEQ ID NO 353
<211> LENGTH: 23
<212> TYPE: RNA
<213> ORGANISM: Artificial Sequence
<220> FEATURE:

-continued

<221> NAME/KEY: source
<223> OTHER INFORMATION: /note="Description of Artificial Sequence:
Synthetic oligonucleotide"

<400> SEQUENCE: 353

aaaaagacug aucaaaauaug uug 23

<210> SEQ ID NO 354
<211> LENGTH: 23
<212> TYPE: DNA
<213> ORGANISM: Artificial Sequence
<220> FEATURE:
<221> NAME/KEY: source
<223> OTHER INFORMATION: /note="Description of Artificial Sequence:
Synthetic oligonucleotide"

<220> FEATURE:
<221> NAME/KEY: source
<223> OTHER INFORMATION: /note="Description of Combined DNA/RNA
Molecule: Synthetic oligonucleotide"

<400> SEQUENCE: 354

aaaaagacug atcaaaauaug uug 23

<210> SEQ ID NO 355
<211> LENGTH: 23
<212> TYPE: RNA
<213> ORGANISM: Artificial Sequence
<220> FEATURE:
<221> NAME/KEY: source
<223> OTHER INFORMATION: /note="Description of Artificial Sequence:
Synthetic oligonucleotide"

<400> SEQUENCE: 355

aaaaagacug aucaaaauaug uug 23

<210> SEQ ID NO 356
<211> LENGTH: 21
<212> TYPE: DNA
<213> ORGANISM: Artificial Sequence
<220> FEATURE:
<221> NAME/KEY: source
<223> OTHER INFORMATION: /note="Description of Artificial Sequence:
Synthetic oligonucleotide"

<220> FEATURE:
<221> NAME/KEY: source
<223> OTHER INFORMATION: /note="Description of Combined DNA/RNA
Molecule: Synthetic oligonucleotide"

<400> SEQUENCE: 356

gaauatguga cuugaacuca a 21

<210> SEQ ID NO 357
<211> LENGTH: 21
<212> TYPE: DNA
<213> ORGANISM: Artificial Sequence
<220> FEATURE:
<221> NAME/KEY: source
<223> OTHER INFORMATION: /note="Description of Artificial Sequence:
Synthetic oligonucleotide"

<220> FEATURE:
<221> NAME/KEY: source
<223> OTHER INFORMATION: /note="Description of Combined DNA/RNA
Molecule: Synthetic oligonucleotide"

<400> SEQUENCE: 357

gaauatguga cuugaacuca a 21

-continued

<210> SEQ ID NO 358
<211> LENGTH: 21
<212> TYPE: RNA
<213> ORGANISM: Artificial Sequence
<220> FEATURE:
<221> NAME/KEY: source
<223> OTHER INFORMATION: /note="Description of Artificial Sequence:
Synthetic oligonucleotide"

<400> SEQUENCE: 358

gaauauguca cuugaacuca a 21

<210> SEQ ID NO 359
<211> LENGTH: 21
<212> TYPE: DNA
<213> ORGANISM: Artificial Sequence
<220> FEATURE:
<221> NAME/KEY: source
<223> OTHER INFORMATION: /note="Description of Artificial Sequence:
Synthetic oligonucleotide"
<220> FEATURE:
<221> NAME/KEY: source
<223> OTHER INFORMATION: /note="Description of Combined DNA/RNA
Molecule: Synthetic oligonucleotide"

<400> SEQUENCE: 359

gaauatguga cuugaacuca a 21

<210> SEQ ID NO 360
<211> LENGTH: 21
<212> TYPE: RNA
<213> ORGANISM: Artificial Sequence
<220> FEATURE:
<221> NAME/KEY: source
<223> OTHER INFORMATION: /note="Description of Artificial Sequence:
Synthetic oligonucleotide"

<400> SEQUENCE: 360

gaauauguca cuugaacuca a 21

<210> SEQ ID NO 361
<211> LENGTH: 21
<212> TYPE: DNA
<213> ORGANISM: Artificial Sequence
<220> FEATURE:
<221> NAME/KEY: source
<223> OTHER INFORMATION: /note="Description of Artificial Sequence:
Synthetic oligonucleotide"
<220> FEATURE:
<221> NAME/KEY: source
<223> OTHER INFORMATION: /note="Description of Combined DNA/RNA
Molecule: Synthetic oligonucleotide"

<400> SEQUENCE: 361

auuaagcugc uucuutuau u 21

<210> SEQ ID NO 362
<211> LENGTH: 21
<212> TYPE: DNA
<213> ORGANISM: Artificial Sequence
<220> FEATURE:
<221> NAME/KEY: source
<223> OTHER INFORMATION: /note="Description of Artificial Sequence:
Synthetic oligonucleotide"
<220> FEATURE:
<221> NAME/KEY: source
<223> OTHER INFORMATION: /note="Description of Combined DNA/RNA

-continued

Molecule: Synthetic oligonucleotide"

<400> SEQUENCE: 362

auuaagcugc uucuutuau u 21

<210> SEQ ID NO 363
<211> LENGTH: 21
<212> TYPE: RNA
<213> ORGANISM: Artificial Sequence
<220> FEATURE:
<221> NAME/KEY: source
<223> OTHER INFORMATION: /note="Description of Artificial Sequence:
Synthetic oligonucleotide"

<400> SEQUENCE: 363

auuaagcucc uucuuuuuau u 21

<210> SEQ ID NO 364
<211> LENGTH: 21
<212> TYPE: RNA
<213> ORGANISM: Artificial Sequence
<220> FEATURE:
<221> NAME/KEY: source
<223> OTHER INFORMATION: /note="Description of Artificial Sequence:
Synthetic oligonucleotide"

<400> SEQUENCE: 364

auuaagcucc uucuuuuuau u 21

<210> SEQ ID NO 365
<211> LENGTH: 21
<212> TYPE: DNA
<213> ORGANISM: Artificial Sequence
<220> FEATURE:
<221> NAME/KEY: source
<223> OTHER INFORMATION: /note="Description of Artificial Sequence:
Synthetic oligonucleotide"

<220> FEATURE:
<221> NAME/KEY: source
<223> OTHER INFORMATION: /note="Description of Combined DNA/RNA
Molecule: Synthetic oligonucleotide"

<400> SEQUENCE: 365

acauatuca ucaguctuuu u 21

<210> SEQ ID NO 366
<211> LENGTH: 21
<212> TYPE: RNA
<213> ORGANISM: Artificial Sequence
<220> FEATURE:
<221> NAME/KEY: source
<223> OTHER INFORMATION: /note="Description of Artificial Sequence:
Synthetic oligonucleotide"

<400> SEQUENCE: 366

ugucacuuca acucaacuca a 21

<210> SEQ ID NO 367
<211> LENGTH: 21
<212> TYPE: RNA
<213> ORGANISM: Artificial Sequence
<220> FEATURE:
<221> NAME/KEY: source
<223> OTHER INFORMATION: /note="Description of Artificial Sequence:
Synthetic oligonucleotide"

-continued

<400> SEQUENCE: 367

ugucacuuca acucaacuca a 21

<210> SEQ ID NO 368

<211> LENGTH: 21

<212> TYPE: RNA

<213> ORGANISM: Artificial Sequence

<220> FEATURE:

<221> NAME/KEY: source

<223> OTHER INFORMATION: /note="Description of Artificial Sequence:
Synthetic oligonucleotide"

<400> SEQUENCE: 368

ugucacuuga acucaacuca a 21

<210> SEQ ID NO 369

<211> LENGTH: 21

<212> TYPE: DNA

<213> ORGANISM: Artificial Sequence

<220> FEATURE:

<221> NAME/KEY: source

<223> OTHER INFORMATION: /note="Description of Artificial Sequence:
Synthetic oligonucleotide"

<220> FEATURE:

<221> NAME/KEY: source

<223> OTHER INFORMATION: /note="Description of Combined DNA/RNA
Molecule: Synthetic oligonucleotide"

<400> SEQUENCE: 369

aacuaacuua cuuaautcaa a 21

<210> SEQ ID NO 370

<211> LENGTH: 21

<212> TYPE: DNA

<213> ORGANISM: Artificial Sequence

<220> FEATURE:

<221> NAME/KEY: source

<223> OTHER INFORMATION: /note="Description of Artificial Sequence:
Synthetic oligonucleotide"

<220> FEATURE:

<221> NAME/KEY: source

<223> OTHER INFORMATION: /note="Description of Combined DNA/RNA
Molecule: Synthetic oligonucleotide"

<400> SEQUENCE: 370

aacuaacuua cuuaautcaa a 21

<210> SEQ ID NO 371

<211> LENGTH: 21

<212> TYPE: RNA

<213> ORGANISM: Artificial Sequence

<220> FEATURE:

<221> NAME/KEY: source

<223> OTHER INFORMATION: /note="Description of Artificial Sequence:
Synthetic oligonucleotide"

<400> SEQUENCE: 371

aacuaacuua cuuaauuca a 21

<210> SEQ ID NO 372

<211> LENGTH: 21

<212> TYPE: RNA

<213> ORGANISM: Artificial Sequence

<220> FEATURE:

<221> NAME/KEY: source

<223> OTHER INFORMATION: /note="Description of Artificial Sequence:

-continued

Synthetic oligonucleotide"

<400> SEQUENCE: 372

cuccauagug aagcaaucua a 21

<210> SEQ ID NO 373
<211> LENGTH: 21
<212> TYPE: DNA
<213> ORGANISM: Artificial Sequence
<220> FEATURE:
<221> NAME/KEY: source
<223> OTHER INFORMATION: /note="Description of Artificial Sequence:
Synthetic oligonucleotide"
<220> FEATURE:
<221> NAME/KEY: source
<223> OTHER INFORMATION: /note="Description of Combined DNA/RNA
Molecule: Synthetic oligonucleotide"

<400> SEQUENCE: 373

cuccatagag aagcaatcua a 21

<210> SEQ ID NO 374
<211> LENGTH: 21
<212> TYPE: RNA
<213> ORGANISM: Artificial Sequence
<220> FEATURE:
<221> NAME/KEY: source
<223> OTHER INFORMATION: /note="Description of Artificial Sequence:
Synthetic oligonucleotide"

<400> SEQUENCE: 374

acauauuuga ucagucuuuu u 21

<210> SEQ ID NO 375
<211> LENGTH: 21
<212> TYPE: RNA
<213> ORGANISM: Artificial Sequence
<220> FEATURE:
<221> NAME/KEY: source
<223> OTHER INFORMATION: /note="Description of Artificial Sequence:
Synthetic oligonucleotide"

<400> SEQUENCE: 375

acauauuuga ucagucuuuu u 21

<210> SEQ ID NO 376
<211> LENGTH: 21
<212> TYPE: DNA
<213> ORGANISM: Artificial Sequence
<220> FEATURE:
<221> NAME/KEY: source
<223> OTHER INFORMATION: /note="Description of Artificial Sequence:
Synthetic oligonucleotide"
<220> FEATURE:
<221> NAME/KEY: source
<223> OTHER INFORMATION: /note="Description of Combined DNA/RNA
Molecule: Synthetic oligonucleotide"

<400> SEQUENCE: 376

acauatuuca ucaguctuuu u 21

<210> SEQ ID NO 377
<211> LENGTH: 23
<212> TYPE: DNA
<213> ORGANISM: Artificial Sequence
<220> FEATURE:

-continued

<221> NAME/KEY: source
<223> OTHER INFORMATION: /note="Description of Artificial Sequence:
Synthetic oligonucleotide"
<220> FEATURE:
<221> NAME/KEY: source
<223> OTHER INFORMATION: /note="Description of Combined DNA/RNA
Molecule: Synthetic oligonucleotide"

<400> SEQUENCE: 377

utgaguucaa gtgacauuu cuu 23

<210> SEQ ID NO 378
<211> LENGTH: 23
<212> TYPE: DNA
<213> ORGANISM: Artificial Sequence
<220> FEATURE:
<221> NAME/KEY: source
<223> OTHER INFORMATION: /note="Description of Artificial Sequence:
Synthetic oligonucleotide"
<220> FEATURE:
<221> NAME/KEY: source
<223> OTHER INFORMATION: /note="Description of Combined DNA/RNA
Molecule: Synthetic oligonucleotide"

<400> SEQUENCE: 378

uugaguucaa gtgacauuu cuu 23

<210> SEQ ID NO 379
<211> LENGTH: 23
<212> TYPE: DNA
<213> ORGANISM: Artificial Sequence
<220> FEATURE:
<221> NAME/KEY: source
<223> OTHER INFORMATION: /note="Description of Artificial Sequence:
Synthetic oligonucleotide"
<220> FEATURE:
<221> NAME/KEY: source
<223> OTHER INFORMATION: /note="Description of Combined DNA/RNA
Molecule: Synthetic oligonucleotide"

<400> SEQUENCE: 379

utgaguucaa gtgacauuu cuu 23

<210> SEQ ID NO 380
<211> LENGTH: 23
<212> TYPE: RNA
<213> ORGANISM: Artificial Sequence
<220> FEATURE:
<221> NAME/KEY: source
<223> OTHER INFORMATION: /note="Description of Artificial Sequence:
Synthetic oligonucleotide"

<400> SEQUENCE: 380

uugaguucaa gugacauuu cuu 23

<210> SEQ ID NO 381
<211> LENGTH: 23
<212> TYPE: RNA
<213> ORGANISM: Artificial Sequence
<220> FEATURE:
<221> NAME/KEY: source
<223> OTHER INFORMATION: /note="Description of Artificial Sequence:
Synthetic oligonucleotide"

<400> SEQUENCE: 381

uugaguucaa gugacauuu cuu 23

-continued

<210> SEQ ID NO 382
<211> LENGTH: 23
<212> TYPE: RNA
<213> ORGANISM: Artificial Sequence
<220> FEATURE:
<221> NAME/KEY: source
<223> OTHER INFORMATION: /note="Description of Artificial Sequence:
Synthetic oligonucleotide"

<400> SEQUENCE: 382

aaaaaaaaga aggagcuuaa uug 23

<210> SEQ ID NO 383
<211> LENGTH: 23
<212> TYPE: RNA
<213> ORGANISM: Artificial Sequence
<220> FEATURE:
<221> NAME/KEY: source
<223> OTHER INFORMATION: /note="Description of Artificial Sequence:
Synthetic oligonucleotide"

<400> SEQUENCE: 383

aaaaaaaaga aggagcuuaa uug 23

<210> SEQ ID NO 384
<211> LENGTH: 23
<212> TYPE: RNA
<213> ORGANISM: Artificial Sequence
<220> FEATURE:
<221> NAME/KEY: source
<223> OTHER INFORMATION: /note="Description of Artificial Sequence:
Synthetic oligonucleotide"

<400> SEQUENCE: 384

aaaaaaaaga aggagcuuaa uug 23

<210> SEQ ID NO 385
<211> LENGTH: 23
<212> TYPE: RNA
<213> ORGANISM: Artificial Sequence
<220> FEATURE:
<221> NAME/KEY: source
<223> OTHER INFORMATION: /note="Description of Artificial Sequence:
Synthetic oligonucleotide"

<400> SEQUENCE: 385

aaaaaaaaga aggagcuuaa uug 23

<210> SEQ ID NO 386
<211> LENGTH: 23
<212> TYPE: DNA
<213> ORGANISM: Artificial Sequence
<220> FEATURE:
<221> NAME/KEY: source
<223> OTHER INFORMATION: /note="Description of Artificial Sequence:
Synthetic oligonucleotide"

<220> FEATURE:

<221> NAME/KEY: source

<223> OTHER INFORMATION: /note="Description of Combined DNA/RNA
Molecule: Synthetic oligonucleotide"

<400> SEQUENCE: 386

aaaaagacug atcaauaug uug 23

<210> SEQ ID NO 387

-continued

<211> LENGTH: 23
<212> TYPE: DNA
<213> ORGANISM: Artificial Sequence
<220> FEATURE:
<221> NAME/KEY: source
<223> OTHER INFORMATION: /note="Description of Artificial Sequence:
Synthetic oligonucleotide"
<220> FEATURE:
<221> NAME/KEY: source
<223> OTHER INFORMATION: /note="Description of Combined DNA/RNA
Molecule: Synthetic oligonucleotide"

<400> SEQUENCE: 387

utgaguugag utcaagugac aua 23

<210> SEQ ID NO 388
<211> LENGTH: 23
<212> TYPE: DNA
<213> ORGANISM: Artificial Sequence
<220> FEATURE:
<221> NAME/KEY: source
<223> OTHER INFORMATION: /note="Description of Artificial Sequence:
Synthetic oligonucleotide"
<220> FEATURE:
<221> NAME/KEY: source
<223> OTHER INFORMATION: /note="Description of Combined DNA/RNA
Molecule: Synthetic oligonucleotide"

<400> SEQUENCE: 388

uugaguugag utcaagugac aua 23

<210> SEQ ID NO 389
<211> LENGTH: 23
<212> TYPE: RNA
<213> ORGANISM: Artificial Sequence
<220> FEATURE:
<221> NAME/KEY: source
<223> OTHER INFORMATION: /note="Description of Artificial Sequence:
Synthetic oligonucleotide"

<400> SEQUENCE: 389

uugaguugag uucaagugac aua 23

<210> SEQ ID NO 390
<211> LENGTH: 23
<212> TYPE: DNA
<213> ORGANISM: Artificial Sequence
<220> FEATURE:
<221> NAME/KEY: source
<223> OTHER INFORMATION: /note="Description of Artificial Sequence:
Synthetic oligonucleotide"
<220> FEATURE:
<221> NAME/KEY: source
<223> OTHER INFORMATION: /note="Description of Combined DNA/RNA
Molecule: Synthetic oligonucleotide"

<400> SEQUENCE: 390

utugaauuaa gtuaguugu ugc 23

<210> SEQ ID NO 391
<211> LENGTH: 23
<212> TYPE: DNA
<213> ORGANISM: Artificial Sequence
<220> FEATURE:
<221> NAME/KEY: source
<223> OTHER INFORMATION: /note="Description of Artificial Sequence:
Synthetic oligonucleotide"
<220> FEATURE:

-continued

<221> NAME/KEY: source
<223> OTHER INFORMATION: /note="Description of Combined DNA/RNA Molecule: Synthetic oligonucleotide"

<400> SEQUENCE: 391

utugaauuaa gtuauguuagu ugc 23

<210> SEQ ID NO 392
<211> LENGTH: 23
<212> TYPE: RNA
<213> ORGANISM: Artificial Sequence
<220> FEATURE:
<221> NAME/KEY: source
<223> OTHER INFORMATION: /note="Description of Artificial Sequence: Synthetic oligonucleotide"

<400> SEQUENCE: 392

uuugaauuaa guuaguugu ugc 23

<210> SEQ ID NO 393
<211> LENGTH: 23
<212> TYPE: RNA
<213> ORGANISM: Artificial Sequence
<220> FEATURE:
<221> NAME/KEY: source
<223> OTHER INFORMATION: /note="Description of Artificial Sequence: Synthetic oligonucleotide"

<400> SEQUENCE: 393

uuagauugcu ucacuaugga gua 23

<210> SEQ ID NO 394
<211> LENGTH: 23
<212> TYPE: DNA
<213> ORGANISM: Artificial Sequence
<220> FEATURE:
<221> NAME/KEY: source
<223> OTHER INFORMATION: /note="Description of Artificial Sequence: Synthetic oligonucleotide"

<220> FEATURE:
<221> NAME/KEY: source
<223> OTHER INFORMATION: /note="Description of Combined DNA/RNA Molecule: Synthetic oligonucleotide"

<400> SEQUENCE: 394

utagauugcu ucacuaugga gua 23

<210> SEQ ID NO 395
<211> LENGTH: 23
<212> TYPE: RNA
<213> ORGANISM: Artificial Sequence
<220> FEATURE:
<221> NAME/KEY: source
<223> OTHER INFORMATION: /note="Description of Artificial Sequence: Synthetic oligonucleotide"

<400> SEQUENCE: 395

aaaaagacug aucaaaauaug uug 23

<210> SEQ ID NO 396
<211> LENGTH: 23
<212> TYPE: DNA
<213> ORGANISM: Artificial Sequence
<220> FEATURE:
<221> NAME/KEY: source
<223> OTHER INFORMATION: /note="Description of Artificial Sequence:

-continued

Synthetic oligonucleotide"
<220> FEATURE:
<221> NAME/KEY: source
<223> OTHER INFORMATION: /note="Description of Combined DNA/RNA
Molecule: Synthetic oligonucleotide"

<400> SEQUENCE: 396

aaaaagacug atcaauaug uug 23

<210> SEQ ID NO 397
<211> LENGTH: 23
<212> TYPE: RNA
<213> ORGANISM: Artificial Sequence
<220> FEATURE:
<221> NAME/KEY: source
<223> OTHER INFORMATION: /note="Description of Artificial Sequence:
Synthetic oligonucleotide"

<400> SEQUENCE: 397

aaaaagacug aucaauaug uug 23

<210> SEQ ID NO 398
<211> LENGTH: 21
<212> TYPE: DNA
<213> ORGANISM: Artificial Sequence
<220> FEATURE:
<221> NAME/KEY: source
<223> OTHER INFORMATION: /note="Description of Artificial Sequence:
Synthetic oligonucleotide"
<220> FEATURE:
<221> NAME/KEY: source
<223> OTHER INFORMATION: /note="Description of Combined DNA/RNA
Molecule: Synthetic oligonucleotide"

<400> SEQUENCE: 398

gaauatguga cuugaacuca a 21

<210> SEQ ID NO 399
<211> LENGTH: 21
<212> TYPE: DNA
<213> ORGANISM: Artificial Sequence
<220> FEATURE:
<221> NAME/KEY: source
<223> OTHER INFORMATION: /note="Description of Artificial Sequence:
Synthetic oligonucleotide"
<220> FEATURE:
<221> NAME/KEY: source
<223> OTHER INFORMATION: /note="Description of Combined DNA/RNA
Molecule: Synthetic oligonucleotide"

<400> SEQUENCE: 399

gaauatguga cuugaacuca a 21

<210> SEQ ID NO 400
<211> LENGTH: 21
<212> TYPE: RNA
<213> ORGANISM: Artificial Sequence
<220> FEATURE:
<221> NAME/KEY: source
<223> OTHER INFORMATION: /note="Description of Artificial Sequence:
Synthetic oligonucleotide"

<400> SEQUENCE: 400

gaauauguca cuugaacuca a 21

<210> SEQ ID NO 401

-continued

<211> LENGTH: 21
<212> TYPE: DNA
<213> ORGANISM: Artificial Sequence
<220> FEATURE:
<221> NAME/KEY: source
<223> OTHER INFORMATION: /note="Description of Artificial Sequence:
Synthetic oligonucleotide"
<220> FEATURE:
<221> NAME/KEY: source
<223> OTHER INFORMATION: /note="Description of Combined DNA/RNA
Molecule: Synthetic oligonucleotide"

<400> SEQUENCE: 401

gaauatguga cuugaacuca a 21

<210> SEQ ID NO 402
<211> LENGTH: 21
<212> TYPE: RNA
<213> ORGANISM: Artificial Sequence
<220> FEATURE:
<221> NAME/KEY: source
<223> OTHER INFORMATION: /note="Description of Artificial Sequence:
Synthetic oligonucleotide"

<400> SEQUENCE: 402

gaauauguca cuugaacuca a 21

<210> SEQ ID NO 403
<211> LENGTH: 21
<212> TYPE: DNA
<213> ORGANISM: Artificial Sequence
<220> FEATURE:
<221> NAME/KEY: source
<223> OTHER INFORMATION: /note="Description of Artificial Sequence:
Synthetic oligonucleotide"
<220> FEATURE:
<221> NAME/KEY: source
<223> OTHER INFORMATION: /note="Description of Combined DNA/RNA
Molecule: Synthetic oligonucleotide"

<400> SEQUENCE: 403

auuaagcugc uucuutuau u 21

<210> SEQ ID NO 404
<211> LENGTH: 21
<212> TYPE: DNA
<213> ORGANISM: Artificial Sequence
<220> FEATURE:
<221> NAME/KEY: source
<223> OTHER INFORMATION: /note="Description of Artificial Sequence:
Synthetic oligonucleotide"
<220> FEATURE:
<221> NAME/KEY: source
<223> OTHER INFORMATION: /note="Description of Combined DNA/RNA
Molecule: Synthetic oligonucleotide"

<400> SEQUENCE: 404

auuaagcugc uucuutuau u 21

<210> SEQ ID NO 405
<211> LENGTH: 21
<212> TYPE: RNA
<213> ORGANISM: Artificial Sequence
<220> FEATURE:
<221> NAME/KEY: source
<223> OTHER INFORMATION: /note="Description of Artificial Sequence:
Synthetic oligonucleotide"

-continued

<400> SEQUENCE: 405

auuaagcucc ucuuuuuau u 21

<210> SEQ ID NO 406

<211> LENGTH: 21

<212> TYPE: RNA

<213> ORGANISM: Artificial Sequence

<220> FEATURE:

<221> NAME/KEY: source

<223> OTHER INFORMATION: /note="Description of Artificial Sequence:
Synthetic oligonucleotide"

<400> SEQUENCE: 406

auuaagcucc ucuuuuuau u 21

<210> SEQ ID NO 407

<211> LENGTH: 21

<212> TYPE: DNA

<213> ORGANISM: Artificial Sequence

<220> FEATURE:

<221> NAME/KEY: source

<223> OTHER INFORMATION: /note="Description of Artificial Sequence:
Synthetic oligonucleotide"

<220> FEATURE:

<221> NAME/KEY: source

<223> OTHER INFORMATION: /note="Description of Combined DNA/RNA
Molecule: Synthetic oligonucleotide"

<400> SEQUENCE: 407

acauatuuca ucaguctuuu u 21

<210> SEQ ID NO 408

<211> LENGTH: 23

<212> TYPE: DNA

<213> ORGANISM: Artificial Sequence

<220> FEATURE:

<221> NAME/KEY: source

<223> OTHER INFORMATION: /note="Description of Artificial Sequence:
Synthetic oligonucleotide"

<220> FEATURE:

<221> NAME/KEY: source

<223> OTHER INFORMATION: /note="Description of Combined DNA/RNA
Molecule: Synthetic oligonucleotide"

<400> SEQUENCE: 408

utgagucaaa gtgacauuu cuu 23

<210> SEQ ID NO 409

<211> LENGTH: 23

<212> TYPE: DNA

<213> ORGANISM: Artificial Sequence

<220> FEATURE:

<221> NAME/KEY: source

<223> OTHER INFORMATION: /note="Description of Artificial Sequence:
Synthetic oligonucleotide"

<220> FEATURE:

<221> NAME/KEY: source

<223> OTHER INFORMATION: /note="Description of Combined DNA/RNA
Molecule: Synthetic oligonucleotide"

<400> SEQUENCE: 409

uugagucaaa gtgacauuu cuu 23

<210> SEQ ID NO 410

<211> LENGTH: 23

<212> TYPE: DNA

-continued

<211> LENGTH: 23
<212> TYPE: DNA
<213> ORGANISM: Artificial Sequence
<220> FEATURE:
<221> NAME/KEY: source
<223> OTHER INFORMATION: /note="Description of Artificial Sequence:
Synthetic oligonucleotide"
<220> FEATURE:
<221> NAME/KEY: source
<223> OTHER INFORMATION: /note="Description of Combined DNA/RNA
Molecule: Synthetic oligonucleotide"

<400> SEQUENCE: 415

aauaaaaaga aggagcuuaa uug 23

<210> SEQ ID NO 416
<211> LENGTH: 23
<212> TYPE: RNA
<213> ORGANISM: Artificial Sequence
<220> FEATURE:
<221> NAME/KEY: source
<223> OTHER INFORMATION: /note="Description of Artificial Sequence:
Synthetic oligonucleotide"

<400> SEQUENCE: 416

aauaaaaaga aggagcuuaa uug 23

<210> SEQ ID NO 417
<211> LENGTH: 23
<212> TYPE: DNA
<213> ORGANISM: Artificial Sequence
<220> FEATURE:
<221> NAME/KEY: source
<223> OTHER INFORMATION: /note="Description of Artificial Sequence:
Synthetic oligonucleotide"
<220> FEATURE:
<221> NAME/KEY: source
<223> OTHER INFORMATION: /note="Description of Combined DNA/RNA
Molecule: Synthetic oligonucleotide"

<400> SEQUENCE: 417

aaaaagacug atcaauaug uug 23

<210> SEQ ID NO 418
<211> LENGTH: 21
<212> TYPE: DNA
<213> ORGANISM: Artificial Sequence
<220> FEATURE:
<221> NAME/KEY: source
<223> OTHER INFORMATION: /note="Description of Artificial Sequence:
Synthetic oligonucleotide"
<220> FEATURE:
<221> NAME/KEY: source
<223> OTHER INFORMATION: /note="Description of Combined DNA/RNA
Molecule: Synthetic oligonucleotide"

<400> SEQUENCE: 418

ugucacuca acucaacuca a 21

<210> SEQ ID NO 419
<211> LENGTH: 21
<212> TYPE: DNA
<213> ORGANISM: Artificial Sequence
<220> FEATURE:
<221> NAME/KEY: source
<223> OTHER INFORMATION: /note="Description of Artificial Sequence:
Synthetic oligonucleotide"
<220> FEATURE:

-continued

<221> NAME/KEY: source
<223> OTHER INFORMATION: /note="Description of Combined DNA/RNA Molecule: Synthetic oligonucleotide"

<400> SEQUENCE: 419

ugucacuuca acucaacuca a 21

<210> SEQ ID NO 420
<211> LENGTH: 21
<212> TYPE: RNA
<213> ORGANISM: Artificial Sequence
<220> FEATURE:
<221> NAME/KEY: source
<223> OTHER INFORMATION: /note="Description of Artificial Sequence: Synthetic oligonucleotide"

<400> SEQUENCE: 420

ugucacuuga acucaacuca a 21

<210> SEQ ID NO 421
<211> LENGTH: 21
<212> TYPE: DNA
<213> ORGANISM: Artificial Sequence
<220> FEATURE:
<221> NAME/KEY: source
<223> OTHER INFORMATION: /note="Description of Artificial Sequence: Synthetic oligonucleotide"
<220> FEATURE:
<221> NAME/KEY: source
<223> OTHER INFORMATION: /note="Description of Combined DNA/RNA Molecule: Synthetic oligonucleotide"

<400> SEQUENCE: 421

aacuaacuua cuuaautcaa a 21

<210> SEQ ID NO 422
<211> LENGTH: 21
<212> TYPE: DNA
<213> ORGANISM: Artificial Sequence
<220> FEATURE:
<221> NAME/KEY: source
<223> OTHER INFORMATION: /note="Description of Artificial Sequence: Synthetic oligonucleotide"
<220> FEATURE:
<221> NAME/KEY: source
<223> OTHER INFORMATION: /note="Description of Combined DNA/RNA Molecule: Synthetic oligonucleotide"

<400> SEQUENCE: 422

aacuaacuua cuuaautcaa a 21

<210> SEQ ID NO 423
<211> LENGTH: 21
<212> TYPE: RNA
<213> ORGANISM: Artificial Sequence
<220> FEATURE:
<221> NAME/KEY: source
<223> OTHER INFORMATION: /note="Description of Artificial Sequence: Synthetic oligonucleotide"

<400> SEQUENCE: 423

aacuaacuua cuuaauuca a 21

<210> SEQ ID NO 424
<211> LENGTH: 21
<212> TYPE: RNA

-continued

<213> ORGANISM: Artificial Sequence
<220> FEATURE:
<221> NAME/KEY: source
<223> OTHER INFORMATION: /note="Description of Artificial Sequence:
Synthetic oligonucleotide"

<400> SEQUENCE: 424

cuccauagug aagcaauca a 21

<210> SEQ ID NO 425
<211> LENGTH: 21
<212> TYPE: DNA
<213> ORGANISM: Artificial Sequence
<220> FEATURE:
<221> NAME/KEY: source
<223> OTHER INFORMATION: /note="Description of Artificial Sequence:
Synthetic oligonucleotide"
<220> FEATURE:
<221> NAME/KEY: source
<223> OTHER INFORMATION: /note="Description of Combined DNA/RNA
Molecule: Synthetic oligonucleotide"

<400> SEQUENCE: 425

cuccatagag aagcaatcua a 21

<210> SEQ ID NO 426
<211> LENGTH: 21
<212> TYPE: RNA
<213> ORGANISM: Artificial Sequence
<220> FEATURE:
<221> NAME/KEY: source
<223> OTHER INFORMATION: /note="Description of Artificial Sequence:
Synthetic oligonucleotide"

<400> SEQUENCE: 426

acauuuuga ucagucuuuu u 21

<210> SEQ ID NO 427
<211> LENGTH: 21
<212> TYPE: RNA
<213> ORGANISM: Artificial Sequence
<220> FEATURE:
<221> NAME/KEY: source
<223> OTHER INFORMATION: /note="Description of Artificial Sequence:
Synthetic oligonucleotide"

<400> SEQUENCE: 427

acauuuuga ucagucuuuu u 21

<210> SEQ ID NO 428
<211> LENGTH: 21
<212> TYPE: DNA
<213> ORGANISM: Artificial Sequence
<220> FEATURE:
<221> NAME/KEY: source
<223> OTHER INFORMATION: /note="Description of Artificial Sequence:
Synthetic oligonucleotide"
<220> FEATURE:
<221> NAME/KEY: source
<223> OTHER INFORMATION: /note="Description of Combined DNA/RNA
Molecule: Synthetic oligonucleotide"

<400> SEQUENCE: 428

acauatuca ucaguctuuu u 21

<210> SEQ ID NO 429

-continued

<211> LENGTH: 21
<212> TYPE: DNA
<213> ORGANISM: Artificial Sequence
<220> FEATURE:
<221> NAME/KEY: source
<223> OTHER INFORMATION: /note="Description of Artificial Sequence:
Synthetic oligonucleotide"
<220> FEATURE:
<221> NAME/KEY: source
<223> OTHER INFORMATION: /note="Description of Combined DNA/RNA
Molecule: Synthetic oligonucleotide"

<400> SEQUENCE: 429

acauatuuca ucaguctuuu u 21

<210> SEQ ID NO 430
<211> LENGTH: 23
<212> TYPE: DNA
<213> ORGANISM: Artificial Sequence
<220> FEATURE:
<221> NAME/KEY: source
<223> OTHER INFORMATION: /note="Description of Artificial Sequence:
Synthetic oligonucleotide"
<220> FEATURE:
<221> NAME/KEY: source
<223> OTHER INFORMATION: /note="Description of Combined DNA/RNA
Molecule: Synthetic oligonucleotide"

<400> SEQUENCE: 430

utgaguugag utcaagugac aua 23

<210> SEQ ID NO 431
<211> LENGTH: 23
<212> TYPE: DNA
<213> ORGANISM: Artificial Sequence
<220> FEATURE:
<221> NAME/KEY: source
<223> OTHER INFORMATION: /note="Description of Artificial Sequence:
Synthetic oligonucleotide"
<220> FEATURE:
<221> NAME/KEY: source
<223> OTHER INFORMATION: /note="Description of Combined DNA/RNA
Molecule: Synthetic oligonucleotide"

<400> SEQUENCE: 431

uugaguugag utcaagugac aua 23

<210> SEQ ID NO 432
<211> LENGTH: 23
<212> TYPE: RNA
<213> ORGANISM: Artificial Sequence
<220> FEATURE:
<221> NAME/KEY: source
<223> OTHER INFORMATION: /note="Description of Artificial Sequence:
Synthetic oligonucleotide"

<400> SEQUENCE: 432

uugaguugag uucaagugac aua 23

<210> SEQ ID NO 433
<211> LENGTH: 23
<212> TYPE: DNA
<213> ORGANISM: Artificial Sequence
<220> FEATURE:
<221> NAME/KEY: source
<223> OTHER INFORMATION: /note="Description of Artificial Sequence:
Synthetic oligonucleotide"
<220> FEATURE:

-continued

<221> NAME/KEY: source
<223> OTHER INFORMATION: /note="Description of Combined DNA/RNA Molecule: Synthetic oligonucleotide"

<400> SEQUENCE: 433

utugaauuaa gtuaguuagu ugc 23

<210> SEQ ID NO 434
<211> LENGTH: 23
<212> TYPE: DNA
<213> ORGANISM: Artificial Sequence
<220> FEATURE:
<221> NAME/KEY: source
<223> OTHER INFORMATION: /note="Description of Artificial Sequence: Synthetic oligonucleotide"
<220> FEATURE:
<221> NAME/KEY: source
<223> OTHER INFORMATION: /note="Description of Combined DNA/RNA Molecule: Synthetic oligonucleotide"

<400> SEQUENCE: 434

utugaauuaa gtuaguuagu ugc 23

<210> SEQ ID NO 435
<211> LENGTH: 23
<212> TYPE: RNA
<213> ORGANISM: Artificial Sequence
<220> FEATURE:
<221> NAME/KEY: source
<223> OTHER INFORMATION: /note="Description of Artificial Sequence: Synthetic oligonucleotide"

<400> SEQUENCE: 435

uuugaauuaa guuaguuagu ugc 23

<210> SEQ ID NO 436
<211> LENGTH: 23
<212> TYPE: RNA
<213> ORGANISM: Artificial Sequence
<220> FEATURE:
<221> NAME/KEY: source
<223> OTHER INFORMATION: /note="Description of Artificial Sequence: Synthetic oligonucleotide"

<400> SEQUENCE: 436

uuagauugcu ucacuaugga gua 23

<210> SEQ ID NO 437
<211> LENGTH: 23
<212> TYPE: DNA
<213> ORGANISM: Artificial Sequence
<220> FEATURE:
<221> NAME/KEY: source
<223> OTHER INFORMATION: /note="Description of Artificial Sequence: Synthetic oligonucleotide"
<220> FEATURE:
<221> NAME/KEY: source
<223> OTHER INFORMATION: /note="Description of Combined DNA/RNA Molecule: Synthetic oligonucleotide"

<400> SEQUENCE: 437

utagauugcu ucacuaugga gua 23

<210> SEQ ID NO 438
<211> LENGTH: 23
<212> TYPE: RNA

-continued

<213> ORGANISM: Artificial Sequence
<220> FEATURE:
<221> NAME/KEY: source
<223> OTHER INFORMATION: /note="Description of Artificial Sequence:
Synthetic oligonucleotide"

<400> SEQUENCE: 438

aaaaagacug aucaaaauug uug 23

<210> SEQ ID NO 439
<211> LENGTH: 23
<212> TYPE: DNA
<213> ORGANISM: Artificial Sequence
<220> FEATURE:
<221> NAME/KEY: source
<223> OTHER INFORMATION: /note="Description of Artificial Sequence:
Synthetic oligonucleotide"
<220> FEATURE:
<221> NAME/KEY: source
<223> OTHER INFORMATION: /note="Description of Combined DNA/RNA
Molecule: Synthetic oligonucleotide"

<400> SEQUENCE: 439

aaaaagacug atcaaaauug uug 23

<210> SEQ ID NO 440
<211> LENGTH: 23
<212> TYPE: RNA
<213> ORGANISM: Artificial Sequence
<220> FEATURE:
<221> NAME/KEY: source
<223> OTHER INFORMATION: /note="Description of Artificial Sequence:
Synthetic oligonucleotide"

<400> SEQUENCE: 440

aaaaagacug aucaaaauug uug 23

<210> SEQ ID NO 441
<211> LENGTH: 23
<212> TYPE: DNA
<213> ORGANISM: Artificial Sequence
<220> FEATURE:
<221> NAME/KEY: source
<223> OTHER INFORMATION: /note="Description of Artificial Sequence:
Synthetic oligonucleotide"
<220> FEATURE:
<221> NAME/KEY: source
<223> OTHER INFORMATION: /note="Description of Combined DNA/RNA
Molecule: Synthetic oligonucleotide"

<400> SEQUENCE: 441

aaaaagacug atcaaaauug uug 23

<210> SEQ ID NO 442
<211> LENGTH: 21
<212> TYPE: RNA
<213> ORGANISM: Artificial Sequence
<220> FEATURE:
<221> NAME/KEY: source
<223> OTHER INFORMATION: /note="Description of Artificial Sequence:
Synthetic oligonucleotide"

<400> SEQUENCE: 442

auuaagcucc uucuuuuuau u 21

<210> SEQ ID NO 443

-continued

<211> LENGTH: 21
<212> TYPE: RNA
<213> ORGANISM: Artificial Sequence
<220> FEATURE:
<221> NAME/KEY: source
<223> OTHER INFORMATION: /note="Description of Artificial Sequence:
Synthetic oligonucleotide"

<400> SEQUENCE: 443

auuaagcucc ucuuuuuau a 21

<210> SEQ ID NO 444
<211> LENGTH: 21
<212> TYPE: RNA
<213> ORGANISM: Artificial Sequence
<220> FEATURE:
<221> NAME/KEY: source
<223> OTHER INFORMATION: /note="Description of Artificial Sequence:
Synthetic oligonucleotide"

<400> SEQUENCE: 444

auuaagcucc ucuuuuuau u 21

<210> SEQ ID NO 445
<211> LENGTH: 21
<212> TYPE: RNA
<213> ORGANISM: Artificial Sequence
<220> FEATURE:
<221> NAME/KEY: source
<223> OTHER INFORMATION: /note="Description of Artificial Sequence:
Synthetic oligonucleotide"

<400> SEQUENCE: 445

auuaagcucc ucuuuuuau u 21

<210> SEQ ID NO 446
<211> LENGTH: 21
<212> TYPE: DNA
<213> ORGANISM: Artificial Sequence
<220> FEATURE:
<221> NAME/KEY: source
<223> OTHER INFORMATION: /note="Description of Artificial Sequence:
Synthetic oligonucleotide"

<220> FEATURE:
<221> NAME/KEY: source
<223> OTHER INFORMATION: /note="Description of Combined DNA/RNA
Molecule: Synthetic oligonucleotide"

<400> SEQUENCE: 446

auuaagcucc ucuuutuau u 21

<210> SEQ ID NO 447
<211> LENGTH: 21
<212> TYPE: RNA
<213> ORGANISM: Artificial Sequence
<220> FEATURE:
<221> NAME/KEY: source
<223> OTHER INFORMATION: /note="Description of Artificial Sequence:
Synthetic oligonucleotide"

<400> SEQUENCE: 447

auuaagcucc ucuauauau u 21

<210> SEQ ID NO 448
<211> LENGTH: 21
<212> TYPE: RNA

-continued

<213> ORGANISM: Artificial Sequence
<220> FEATURE:
<221> NAME/KEY: source
<223> OTHER INFORMATION: /note="Description of Artificial Sequence:
Synthetic oligonucleotide"

<400> SEQUENCE: 448

acauuuuga ucaguuuu u 21

<210> SEQ ID NO 449
<211> LENGTH: 21
<212> TYPE: RNA
<213> ORGANISM: Artificial Sequence
<220> FEATURE:
<221> NAME/KEY: source
<223> OTHER INFORMATION: /note="Description of Artificial Sequence:
Synthetic oligonucleotide"

<400> SEQUENCE: 449

acauuuuga ucaguuuu a 21

<210> SEQ ID NO 450
<211> LENGTH: 21
<212> TYPE: RNA
<213> ORGANISM: Artificial Sequence
<220> FEATURE:
<221> NAME/KEY: source
<223> OTHER INFORMATION: /note="Description of Artificial Sequence:
Synthetic oligonucleotide"

<400> SEQUENCE: 450

acauuuuga ucaguuuu u 21

<210> SEQ ID NO 451
<211> LENGTH: 21
<212> TYPE: RNA
<213> ORGANISM: Artificial Sequence
<220> FEATURE:
<221> NAME/KEY: source
<223> OTHER INFORMATION: /note="Description of Artificial Sequence:
Synthetic oligonucleotide"

<400> SEQUENCE: 451

acauuuuga ucaguuuu u 21

<210> SEQ ID NO 452
<211> LENGTH: 21
<212> TYPE: DNA
<213> ORGANISM: Artificial Sequence
<220> FEATURE:
<221> NAME/KEY: source
<223> OTHER INFORMATION: /note="Description of Artificial Sequence:
Synthetic oligonucleotide"
<220> FEATURE:
<221> NAME/KEY: source
<223> OTHER INFORMATION: /note="Description of Combined DNA/RNA
Molecule: Synthetic oligonucleotide"

<400> SEQUENCE: 452

acauuuuga ucaguuuu u 21

<210> SEQ ID NO 453
<211> LENGTH: 21
<212> TYPE: RNA
<213> ORGANISM: Artificial Sequence
<220> FEATURE:

-continued

<221> NAME/KEY: source
<223> OTHER INFORMATION: /note="Description of Artificial Sequence:
Synthetic oligonucleotide"

<400> SEQUENCE: 453

acauuuuga ucagacuuu u 21

<210> SEQ ID NO 454
<211> LENGTH: 23
<212> TYPE: RNA
<213> ORGANISM: Artificial Sequence
<220> FEATURE:
<221> NAME/KEY: source
<223> OTHER INFORMATION: /note="Description of Artificial Sequence:
Synthetic oligonucleotide"

<400> SEQUENCE: 454

aaaaaaaga aggagcuuaa uug 23

<210> SEQ ID NO 455
<211> LENGTH: 23
<212> TYPE: DNA
<213> ORGANISM: Artificial Sequence
<220> FEATURE:
<221> NAME/KEY: source
<223> OTHER INFORMATION: /note="Description of Artificial Sequence:
Synthetic oligonucleotide"

<220> FEATURE:
<221> NAME/KEY: source
<223> OTHER INFORMATION: /note="Description of Combined DNA/RNA
Molecule: Synthetic oligonucleotide"

<400> SEQUENCE: 455

taaaaaaga aggagcuuaa uug 23

<210> SEQ ID NO 456
<211> LENGTH: 23
<212> TYPE: RNA
<213> ORGANISM: Artificial Sequence
<220> FEATURE:
<221> NAME/KEY: source
<223> OTHER INFORMATION: /note="Description of Artificial Sequence:
Synthetic oligonucleotide"

<400> SEQUENCE: 456

aaaaaaaga aggagcuuaa uug 23

<210> SEQ ID NO 457
<211> LENGTH: 23
<212> TYPE: DNA
<213> ORGANISM: Artificial Sequence
<220> FEATURE:
<221> NAME/KEY: source
<223> OTHER INFORMATION: /note="Description of Artificial Sequence:
Synthetic oligonucleotide"

<220> FEATURE:
<221> NAME/KEY: source
<223> OTHER INFORMATION: /note="Description of Combined DNA/RNA
Molecule: Synthetic oligonucleotide"

<400> SEQUENCE: 457

aaaaaaaga aggagcuuaa uug 23

<210> SEQ ID NO 458
<211> LENGTH: 23
<212> TYPE: RNA

-continued

<213> ORGANISM: Artificial Sequence
<220> FEATURE:
<221> NAME/KEY: source
<223> OTHER INFORMATION: /note="Description of Artificial Sequence:
Synthetic oligonucleotide"

<400> SEQUENCE: 458

aauaaaaaga aggagcuuaa uug 23

<210> SEQ ID NO 459
<211> LENGTH: 23
<212> TYPE: RNA
<213> ORGANISM: Artificial Sequence
<220> FEATURE:
<221> NAME/KEY: source
<223> OTHER INFORMATION: /note="Description of Artificial Sequence:
Synthetic oligonucleotide"

<400> SEQUENCE: 459

aauaaaaaga aggagcuuaa uug 23

<210> SEQ ID NO 460
<211> LENGTH: 23
<212> TYPE: RNA
<213> ORGANISM: Artificial Sequence
<220> FEATURE:
<221> NAME/KEY: source
<223> OTHER INFORMATION: /note="Description of Artificial Sequence:
Synthetic oligonucleotide"

<400> SEQUENCE: 460

aaaaagacug aucaaaauaug uug 23

<210> SEQ ID NO 461
<211> LENGTH: 23
<212> TYPE: DNA
<213> ORGANISM: Artificial Sequence
<220> FEATURE:
<221> NAME/KEY: source
<223> OTHER INFORMATION: /note="Description of Artificial Sequence:
Synthetic oligonucleotide"
<220> FEATURE:
<221> NAME/KEY: source
<223> OTHER INFORMATION: /note="Description of Combined DNA/RNA
Molecule: Synthetic oligonucleotide"

<400> SEQUENCE: 461

taaaagacug aucaaaauaug uug 23

<210> SEQ ID NO 462
<211> LENGTH: 23
<212> TYPE: RNA
<213> ORGANISM: Artificial Sequence
<220> FEATURE:
<221> NAME/KEY: source
<223> OTHER INFORMATION: /note="Description of Artificial Sequence:
Synthetic oligonucleotide"

<400> SEQUENCE: 462

aaaaagacug aucaaaauaug uug 23

<210> SEQ ID NO 463
<211> LENGTH: 23
<212> TYPE: DNA
<213> ORGANISM: Artificial Sequence
<220> FEATURE:

-continued

<221> NAME/KEY: source
<223> OTHER INFORMATION: /note="Description of Artificial Sequence:
Synthetic oligonucleotide"
<220> FEATURE:
<221> NAME/KEY: source
<223> OTHER INFORMATION: /note="Description of Combined DNA/RNA
Molecule: Synthetic oligonucleotide"

<400> SEQUENCE: 463

aaaaagacug atcaaaauaug uug 23

<210> SEQ ID NO 464
<211> LENGTH: 23
<212> TYPE: RNA
<213> ORGANISM: Artificial Sequence
<220> FEATURE:
<221> NAME/KEY: source
<223> OTHER INFORMATION: /note="Description of Artificial Sequence:
Synthetic oligonucleotide"

<400> SEQUENCE: 464

aaaaagacug aucaaaauaug uug 23

<210> SEQ ID NO 465
<211> LENGTH: 23
<212> TYPE: RNA
<213> ORGANISM: Artificial Sequence
<220> FEATURE:
<221> NAME/KEY: source
<223> OTHER INFORMATION: /note="Description of Artificial Sequence:
Synthetic oligonucleotide"

<400> SEQUENCE: 465

aaaaagacug aucaaaauaug uug 23

<210> SEQ ID NO 466
<211> LENGTH: 21
<212> TYPE: RNA
<213> ORGANISM: Artificial Sequence
<220> FEATURE:
<221> NAME/KEY: source
<223> OTHER INFORMATION: /note="Description of Artificial Sequence:
Synthetic oligonucleotide"

<400> SEQUENCE: 466

aacuaacuaa cuuaauucaa a 21

<210> SEQ ID NO 467
<211> LENGTH: 21
<212> TYPE: RNA
<213> ORGANISM: Artificial Sequence
<220> FEATURE:
<221> NAME/KEY: source
<223> OTHER INFORMATION: /note="Description of Artificial Sequence:
Synthetic oligonucleotide"

<400> SEQUENCE: 467

gaauauguca cuugaacuca a 21

<210> SEQ ID NO 468
<211> LENGTH: 21
<212> TYPE: RNA
<213> ORGANISM: Artificial Sequence
<220> FEATURE:
<221> NAME/KEY: source
<223> OTHER INFORMATION: /note="Description of Artificial Sequence:

-continued

Synthetic oligonucleotide"

<400> SEQUENCE: 468

aaacucuaaa cuugacuaaa u 21

<210> SEQ ID NO 469
<211> LENGTH: 21
<212> TYPE: RNA
<213> ORGANISM: Artificial Sequence
<220> FEATURE:
<221> NAME/KEY: source
<223> OTHER INFORMATION: /note="Description of Artificial Sequence:
Synthetic oligonucleotide"

<400> SEQUENCE: 469

aacuaacuua auucaaaauc a 21

<210> SEQ ID NO 470
<211> LENGTH: 21
<212> TYPE: RNA
<213> ORGANISM: Artificial Sequence
<220> FEATURE:
<221> NAME/KEY: source
<223> OTHER INFORMATION: /note="Description of Artificial Sequence:
Synthetic oligonucleotide"

<400> SEQUENCE: 470

ccagaaguaa cuucacuuaa a 21

<210> SEQ ID NO 471
<211> LENGTH: 21
<212> TYPE: RNA
<213> ORGANISM: Artificial Sequence
<220> FEATURE:
<221> NAME/KEY: source
<223> OTHER INFORMATION: /note="Description of Artificial Sequence:
Synthetic oligonucleotide"

<400> SEQUENCE: 471

gaacucaacu caaaacuuga a 21

<210> SEQ ID NO 472
<211> LENGTH: 21
<212> TYPE: RNA
<213> ORGANISM: Artificial Sequence
<220> FEATURE:
<221> NAME/KEY: source
<223> OTHER INFORMATION: /note="Description of Artificial Sequence:
Synthetic oligonucleotide"

<400> SEQUENCE: 472

caacucaaaa cuugaaagcc u 21

<210> SEQ ID NO 473
<211> LENGTH: 21
<212> TYPE: RNA
<213> ORGANISM: Artificial Sequence
<220> FEATURE:
<221> NAME/KEY: source
<223> OTHER INFORMATION: /note="Description of Artificial Sequence:
Synthetic oligonucleotide"

<400> SEQUENCE: 473

uuccacguug cuugaaaug a 21

-continued

<210> SEQ ID NO 474
<211> LENGTH: 21
<212> TYPE: RNA
<213> ORGANISM: Artificial Sequence
<220> FEATURE:
<221> NAME/KEY: source
<223> OTHER INFORMATION: /note="Description of Artificial Sequence:
Synthetic oligonucleotide"

<400> SEQUENCE: 474
guugcuugaa auugaaaauc a 21

<210> SEQ ID NO 475
<211> LENGTH: 21
<212> TYPE: RNA
<213> ORGANISM: Artificial Sequence
<220> FEATURE:
<221> NAME/KEY: source
<223> OTHER INFORMATION: /note="Description of Artificial Sequence:
Synthetic oligonucleotide"

<400> SEQUENCE: 475
gaucacaaaa cuucaugaa a 21

<210> SEQ ID NO 476
<211> LENGTH: 21
<212> TYPE: RNA
<213> ORGANISM: Artificial Sequence
<220> FEATURE:
<221> NAME/KEY: source
<223> OTHER INFORMATION: /note="Description of Artificial Sequence:
Synthetic oligonucleotide"

<400> SEQUENCE: 476
ucaagauuug cuauguuga a 21

<210> SEQ ID NO 477
<211> LENGTH: 21
<212> TYPE: RNA
<213> ORGANISM: Artificial Sequence
<220> FEATURE:
<221> NAME/KEY: source
<223> OTHER INFORMATION: /note="Description of Artificial Sequence:
Synthetic oligonucleotide"

<400> SEQUENCE: 477
caaaaucag auugcuug u 21

<210> SEQ ID NO 478
<211> LENGTH: 21
<212> TYPE: RNA
<213> ORGANISM: Artificial Sequence
<220> FEATURE:
<221> NAME/KEY: source
<223> OTHER INFORMATION: /note="Description of Artificial Sequence:
Synthetic oligonucleotide"

<400> SEQUENCE: 478
gaacuacucc cuuucuug u 21

<210> SEQ ID NO 479
<211> LENGTH: 21
<212> TYPE: RNA
<213> ORGANISM: Artificial Sequence
<220> FEATURE:

-continued

<221> NAME/KEY: source
<223> OTHER INFORMATION: /note="Description of Artificial Sequence:
Synthetic oligonucleotide"

<400> SEQUENCE: 479

agaaauuucu cuaucuucca a 21

<210> SEQ ID NO 480
<211> LENGTH: 21
<212> TYPE: RNA
<213> ORGANISM: Artificial Sequence
<220> FEATURE:
<221> NAME/KEY: source
<223> OTHER INFORMATION: /note="Description of Artificial Sequence:
Synthetic oligonucleotide"

<400> SEQUENCE: 480

ugaacugagg caaaauuaaa a 21

<210> SEQ ID NO 481
<211> LENGTH: 21
<212> TYPE: RNA
<213> ORGANISM: Artificial Sequence
<220> FEATURE:
<221> NAME/KEY: source
<223> OTHER INFORMATION: /note="Description of Artificial Sequence:
Synthetic oligonucleotide"

<400> SEQUENCE: 481

cauccaacag auucagaaag a 21

<210> SEQ ID NO 482
<211> LENGTH: 21
<212> TYPE: RNA
<213> ORGANISM: Artificial Sequence
<220> FEATURE:
<221> NAME/KEY: source
<223> OTHER INFORMATION: /note="Description of Artificial Sequence:
Synthetic oligonucleotide"

<400> SEQUENCE: 482

aaaaucaaga uuugcuaugu u 21

<210> SEQ ID NO 483
<211> LENGTH: 21
<212> TYPE: RNA
<213> ORGANISM: Artificial Sequence
<220> FEATURE:
<221> NAME/KEY: source
<223> OTHER INFORMATION: /note="Description of Artificial Sequence:
Synthetic oligonucleotide"

<400> SEQUENCE: 483

agagcaaaau cuaagccaga a 21

<210> SEQ ID NO 484
<211> LENGTH: 21
<212> TYPE: RNA
<213> ORGANISM: Artificial Sequence
<220> FEATURE:
<221> NAME/KEY: source
<223> OTHER INFORMATION: /note="Description of Artificial Sequence:
Synthetic oligonucleotide"

<400> SEQUENCE: 484

-continued

aucauaugag cuaauaucac a 21

 <210> SEQ ID NO 485
 <211> LENGTH: 21
 <212> TYPE: RNA
 <213> ORGANISM: Artificial Sequence
 <220> FEATURE:
 <221> NAME/KEY: source
 <223> OTHER INFORMATION: /note="Description of Artificial Sequence:
 Synthetic oligonucleotide"

 <400> SEQUENCE: 485

 aauaaaccuc guaacagaau a 21

 <210> SEQ ID NO 486
 <211> LENGTH: 21
 <212> TYPE: RNA
 <213> ORGANISM: Artificial Sequence
 <220> FEATURE:
 <221> NAME/KEY: source
 <223> OTHER INFORMATION: /note="Description of Artificial Sequence:
 Synthetic oligonucleotide"

 <400> SEQUENCE: 486

 caacagcaua gucaaaauaaa a 21

 <210> SEQ ID NO 487
 <211> LENGTH: 21
 <212> TYPE: RNA
 <213> ORGANISM: Artificial Sequence
 <220> FEATURE:
 <221> NAME/KEY: source
 <223> OTHER INFORMATION: /note="Description of Artificial Sequence:
 Synthetic oligonucleotide"

 <400> SEQUENCE: 487

 aaaaacaaccu aaaugguaaa u 21

 <210> SEQ ID NO 488
 <211> LENGTH: 21
 <212> TYPE: RNA
 <213> ORGANISM: Artificial Sequence
 <220> FEATURE:
 <221> NAME/KEY: source
 <223> OTHER INFORMATION: /note="Description of Artificial Sequence:
 Synthetic oligonucleotide"

 <400> SEQUENCE: 488

 cacuuaaaac uuuguagaa a 21

 <210> SEQ ID NO 489
 <211> LENGTH: 21
 <212> TYPE: RNA
 <213> ORGANISM: Artificial Sequence
 <220> FEATURE:
 <221> NAME/KEY: source
 <223> OTHER INFORMATION: /note="Description of Artificial Sequence:
 Synthetic oligonucleotide"

 <400> SEQUENCE: 489

 auuaaaauaa guucgcuguc u 21

 <210> SEQ ID NO 490
 <211> LENGTH: 21
 <212> TYPE: RNA

-continued

<213> ORGANISM: Artificial Sequence
<220> FEATURE:
<221> NAME/KEY: source
<223> OTHER INFORMATION: /note="Description of Artificial Sequence:
Synthetic oligonucleotide"

<400> SEQUENCE: 490

caaaacuca augaacgug a 21

<210> SEQ ID NO 491
<211> LENGTH: 21
<212> TYPE: RNA
<213> ORGANISM: Artificial Sequence
<220> FEATURE:
<221> NAME/KEY: source
<223> OTHER INFORMATION: /note="Description of Artificial Sequence:
Synthetic oligonucleotide"

<400> SEQUENCE: 491

agauggauca caaaacuca a 21

<210> SEQ ID NO 492
<211> LENGTH: 21
<212> TYPE: RNA
<213> ORGANISM: Artificial Sequence
<220> FEATURE:
<221> NAME/KEY: source
<223> OTHER INFORMATION: /note="Description of Artificial Sequence:
Synthetic oligonucleotide"

<400> SEQUENCE: 492

cacuuauac uagaaaaca a 21

<210> SEQ ID NO 493
<211> LENGTH: 21
<212> TYPE: RNA
<213> ORGANISM: Artificial Sequence
<220> FEATURE:
<221> NAME/KEY: source
<223> OTHER INFORMATION: /note="Description of Artificial Sequence:
Synthetic oligonucleotide"

<400> SEQUENCE: 493

acuaagucac auugacuuua a 21

<210> SEQ ID NO 494
<211> LENGTH: 21
<212> TYPE: RNA
<213> ORGANISM: Artificial Sequence
<220> FEATURE:
<221> NAME/KEY: source
<223> OTHER INFORMATION: /note="Description of Artificial Sequence:
Synthetic oligonucleotide"

<400> SEQUENCE: 494

uauuaaauaa cuuuucuaaa u 21

<210> SEQ ID NO 495
<211> LENGTH: 21
<212> TYPE: RNA
<213> ORGANISM: Artificial Sequence
<220> FEATURE:
<221> NAME/KEY: source
<223> OTHER INFORMATION: /note="Description of Artificial Sequence:
Synthetic oligonucleotide"

-continued

<400> SEQUENCE: 495

acacuuuaa cuaugaaaac a 21

<210> SEQ ID NO 496

<211> LENGTH: 21

<212> TYPE: RNA

<213> ORGANISM: Artificial Sequence

<220> FEATURE:

<221> NAME/KEY: source

<223> OTHER INFORMATION: /note="Description of Artificial Sequence:
Synthetic oligonucleotide"

<400> SEQUENCE: 496

uuuauaagaaac cuaaugaagc a 21

<210> SEQ ID NO 497

<211> LENGTH: 21

<212> TYPE: RNA

<213> ORGANISM: Artificial Sequence

<220> FEATURE:

<221> NAME/KEY: source

<223> OTHER INFORMATION: /note="Description of Artificial Sequence:
Synthetic oligonucleotide"

<400> SEQUENCE: 497

caaacaauuu auugaauuu a 21

<210> SEQ ID NO 498

<211> LENGTH: 21

<212> TYPE: RNA

<213> ORGANISM: Artificial Sequence

<220> FEATURE:

<221> NAME/KEY: source

<223> OTHER INFORMATION: /note="Description of Artificial Sequence:
Synthetic oligonucleotide"

<400> SEQUENCE: 498

aaaccaguga aaucaaagaa a 21

<210> SEQ ID NO 499

<211> LENGTH: 21

<212> TYPE: RNA

<213> ORGANISM: Artificial Sequence

<220> FEATURE:

<221> NAME/KEY: source

<223> OTHER INFORMATION: /note="Description of Artificial Sequence:
Synthetic oligonucleotide"

<400> SEQUENCE: 499

gaguuaaagu uuauuuucc a 21

<210> SEQ ID NO 500

<211> LENGTH: 21

<212> TYPE: RNA

<213> ORGANISM: Artificial Sequence

<220> FEATURE:

<221> NAME/KEY: source

<223> OTHER INFORMATION: /note="Description of Artificial Sequence:
Synthetic oligonucleotide"

<400> SEQUENCE: 500

ccaauuaaaa cauuuaaacc a 21

<210> SEQ ID NO 501

-continued

<211> LENGTH: 21
<212> TYPE: RNA
<213> ORGANISM: Artificial Sequence
<220> FEATURE:
<221> NAME/KEY: source
<223> OTHER INFORMATION: /note="Description of Artificial Sequence:
Synthetic oligonucleotide"

<400> SEQUENCE: 501

guggagaaaa caaccuaau a 21

<210> SEQ ID NO 502
<211> LENGTH: 21
<212> TYPE: RNA
<213> ORGANISM: Artificial Sequence
<220> FEATURE:
<221> NAME/KEY: source
<223> OTHER INFORMATION: /note="Description of Artificial Sequence:
Synthetic oligonucleotide"

<400> SEQUENCE: 502

aacucaacuc aaaacuugaa a 21

<210> SEQ ID NO 503
<211> LENGTH: 21
<212> TYPE: RNA
<213> ORGANISM: Artificial Sequence
<220> FEATURE:
<221> NAME/KEY: source
<223> OTHER INFORMATION: /note="Description of Artificial Sequence:
Synthetic oligonucleotide"

<400> SEQUENCE: 503

aauguucaca auuaagcucc u 21

<210> SEQ ID NO 504
<211> LENGTH: 21
<212> TYPE: RNA
<213> ORGANISM: Artificial Sequence
<220> FEATURE:
<221> NAME/KEY: source
<223> OTHER INFORMATION: /note="Description of Artificial Sequence:
Synthetic oligonucleotide"

<400> SEQUENCE: 504

gcagaaauaa auacuguauu a 21

<210> SEQ ID NO 505
<211> LENGTH: 21
<212> TYPE: RNA
<213> ORGANISM: Artificial Sequence
<220> FEATURE:
<221> NAME/KEY: source
<223> OTHER INFORMATION: /note="Description of Artificial Sequence:
Synthetic oligonucleotide"

<400> SEQUENCE: 505

ugaauaaaa aagaaugua a 21

<210> SEQ ID NO 506
<211> LENGTH: 21
<212> TYPE: RNA
<213> ORGANISM: Artificial Sequence
<220> FEATURE:
<221> NAME/KEY: source
<223> OTHER INFORMATION: /note="Description of Artificial Sequence:

-continued

Synthetic oligonucleotide"

<400> SEQUENCE: 506

uacauuauaaa cuacaaguca a 21

<210> SEQ ID NO 507
<211> LENGTH: 23
<212> TYPE: RNA
<213> ORGANISM: Artificial Sequence
<220> FEATURE:
<221> NAME/KEY: source
<223> OTHER INFORMATION: /note="Description of Artificial Sequence:
Synthetic oligonucleotide"

<400> SEQUENCE: 507

uuugaauuuaa guuaguugu ugc 23

<210> SEQ ID NO 508
<211> LENGTH: 23
<212> TYPE: RNA
<213> ORGANISM: Artificial Sequence
<220> FEATURE:
<221> NAME/KEY: source
<223> OTHER INFORMATION: /note="Description of Artificial Sequence:
Synthetic oligonucleotide"

<400> SEQUENCE: 508

uugaguucuaa gugacauuu cuu 23

<210> SEQ ID NO 509
<211> LENGTH: 23
<212> TYPE: RNA
<213> ORGANISM: Artificial Sequence
<220> FEATURE:
<221> NAME/KEY: source
<223> OTHER INFORMATION: /note="Description of Artificial Sequence:
Synthetic oligonucleotide"

<400> SEQUENCE: 509

auuuagucuaa guuuagaguu uua 23

<210> SEQ ID NO 510
<211> LENGTH: 23
<212> TYPE: RNA
<213> ORGANISM: Artificial Sequence
<220> FEATURE:
<221> NAME/KEY: source
<223> OTHER INFORMATION: /note="Description of Artificial Sequence:
Synthetic oligonucleotide"

<400> SEQUENCE: 510

ugauuuugaa uuaaguugu uag 23

<210> SEQ ID NO 511
<211> LENGTH: 23
<212> TYPE: RNA
<213> ORGANISM: Artificial Sequence
<220> FEATURE:
<221> NAME/KEY: source
<223> OTHER INFORMATION: /note="Description of Artificial Sequence:
Synthetic oligonucleotide"

<400> SEQUENCE: 511

uuuaagugaa guuacuucug ggu 23

-continued

<210> SEQ ID NO 512
<211> LENGTH: 23
<212> TYPE: RNA
<213> ORGANISM: Artificial Sequence
<220> FEATURE:
<221> NAME/KEY: source
<223> OTHER INFORMATION: /note="Description of Artificial Sequence:
Synthetic oligonucleotide"

<400> SEQUENCE: 512

uucaaguuuu gaguugaguu caa 23

<210> SEQ ID NO 513
<211> LENGTH: 23
<212> TYPE: RNA
<213> ORGANISM: Artificial Sequence
<220> FEATURE:
<221> NAME/KEY: source
<223> OTHER INFORMATION: /note="Description of Artificial Sequence:
Synthetic oligonucleotide"

<400> SEQUENCE: 513

aggcuuucaa guuuugaguu gag 23

<210> SEQ ID NO 514
<211> LENGTH: 23
<212> TYPE: RNA
<213> ORGANISM: Artificial Sequence
<220> FEATURE:
<221> NAME/KEY: source
<223> OTHER INFORMATION: /note="Description of Artificial Sequence:
Synthetic oligonucleotide"

<400> SEQUENCE: 514

ucaauuucaa gcaacgugga acu 23

<210> SEQ ID NO 515
<211> LENGTH: 23
<212> TYPE: RNA
<213> ORGANISM: Artificial Sequence
<220> FEATURE:
<221> NAME/KEY: source
<223> OTHER INFORMATION: /note="Description of Artificial Sequence:
Synthetic oligonucleotide"

<400> SEQUENCE: 515

ugauuuucaa uucaagcaa cgu 23

<210> SEQ ID NO 516
<211> LENGTH: 23
<212> TYPE: RNA
<213> ORGANISM: Artificial Sequence
<220> FEATURE:
<221> NAME/KEY: source
<223> OTHER INFORMATION: /note="Description of Artificial Sequence:
Synthetic oligonucleotide"

<400> SEQUENCE: 516

uuucauugaa guuuugugau cca 23

<210> SEQ ID NO 517
<211> LENGTH: 23
<212> TYPE: RNA
<213> ORGANISM: Artificial Sequence
<220> FEATURE:

-continued

<221> NAME/KEY: source
<223> OTHER INFORMATION: /note="Description of Artificial Sequence:
Synthetic oligonucleotide"

<400> SEQUENCE: 517

uucuaacaua gcaaaucuug auu 23

<210> SEQ ID NO 518
<211> LENGTH: 23
<212> TYPE: RNA
<213> ORGANISM: Artificial Sequence
<220> FEATURE:
<221> NAME/KEY: source
<223> OTHER INFORMATION: /note="Description of Artificial Sequence:
Synthetic oligonucleotide"

<400> SEQUENCE: 518

acauagcaaa ucuugauuuu ggc 23

<210> SEQ ID NO 519
<211> LENGTH: 23
<212> TYPE: RNA
<213> ORGANISM: Artificial Sequence
<220> FEATURE:
<221> NAME/KEY: source
<223> OTHER INFORMATION: /note="Description of Artificial Sequence:
Synthetic oligonucleotide"

<400> SEQUENCE: 519

acugaagaaa gggaguagu cuu 23

<210> SEQ ID NO 520
<211> LENGTH: 23
<212> TYPE: RNA
<213> ORGANISM: Artificial Sequence
<220> FEATURE:
<221> NAME/KEY: source
<223> OTHER INFORMATION: /note="Description of Artificial Sequence:
Synthetic oligonucleotide"

<400> SEQUENCE: 520

uuggaagaua gagaaauuuc ugu 23

<210> SEQ ID NO 521
<211> LENGTH: 23
<212> TYPE: RNA
<213> ORGANISM: Artificial Sequence
<220> FEATURE:
<221> NAME/KEY: source
<223> OTHER INFORMATION: /note="Description of Artificial Sequence:
Synthetic oligonucleotide"

<400> SEQUENCE: 521

uuuuuuuuu gccucaguuc auu 23

<210> SEQ ID NO 522
<211> LENGTH: 23
<212> TYPE: RNA
<213> ORGANISM: Artificial Sequence
<220> FEATURE:
<221> NAME/KEY: source
<223> OTHER INFORMATION: /note="Description of Artificial Sequence:
Synthetic oligonucleotide"

<400> SEQUENCE: 522

-continued

ucuuucugaa ucuguuggau gga 23

<210> SEQ ID NO 523
<211> LENGTH: 23
<212> TYPE: RNA
<213> ORGANISM: Artificial Sequence
<220> FEATURE:
<221> NAME/KEY: source
<223> OTHER INFORMATION: /note="Description of Artificial Sequence:
Synthetic oligonucleotide"

<400> SEQUENCE: 523

aacauagcaa aucuugauuu ugg 23

<210> SEQ ID NO 524
<211> LENGTH: 23
<212> TYPE: RNA
<213> ORGANISM: Artificial Sequence
<220> FEATURE:
<221> NAME/KEY: source
<223> OTHER INFORMATION: /note="Description of Artificial Sequence:
Synthetic oligonucleotide"

<400> SEQUENCE: 524

uucuggcuua gauuuugcuc uug 23

<210> SEQ ID NO 525
<211> LENGTH: 23
<212> TYPE: RNA
<213> ORGANISM: Artificial Sequence
<220> FEATURE:
<221> NAME/KEY: source
<223> OTHER INFORMATION: /note="Description of Artificial Sequence:
Synthetic oligonucleotide"

<400> SEQUENCE: 525

ugugauauua gcucuauga ugc 23

<210> SEQ ID NO 526
<211> LENGTH: 23
<212> TYPE: RNA
<213> ORGANISM: Artificial Sequence
<220> FEATURE:
<221> NAME/KEY: source
<223> OTHER INFORMATION: /note="Description of Artificial Sequence:
Synthetic oligonucleotide"

<400> SEQUENCE: 526

uaacuuguua cgagguuuau uuc 23

<210> SEQ ID NO 527
<211> LENGTH: 23
<212> TYPE: RNA
<213> ORGANISM: Artificial Sequence
<220> FEATURE:
<221> NAME/KEY: source
<223> OTHER INFORMATION: /note="Description of Artificial Sequence:
Synthetic oligonucleotide"

<400> SEQUENCE: 527

uuuuauuga cuaugcuguu ggu 23

<210> SEQ ID NO 528
<211> LENGTH: 23
<212> TYPE: RNA

-continued

<213> ORGANISM: Artificial Sequence
<220> FEATURE:
<221> NAME/KEY: source
<223> OTHER INFORMATION: /note="Description of Artificial Sequence:
Synthetic oligonucleotide"

<400> SEQUENCE: 528

auuuaccuu uagguuuuu ucu 23

<210> SEQ ID NO 529
<211> LENGTH: 23
<212> TYPE: RNA
<213> ORGANISM: Artificial Sequence
<220> FEATURE:
<221> NAME/KEY: source
<223> OTHER INFORMATION: /note="Description of Artificial Sequence:
Synthetic oligonucleotide"

<400> SEQUENCE: 529

uuucuacaaa aguuuuuagu gaa 23

<210> SEQ ID NO 530
<211> LENGTH: 23
<212> TYPE: RNA
<213> ORGANISM: Artificial Sequence
<220> FEATURE:
<221> NAME/KEY: source
<223> OTHER INFORMATION: /note="Description of Artificial Sequence:
Synthetic oligonucleotide"

<400> SEQUENCE: 530

agacagcgaa cuuauuuuuu uac 23

<210> SEQ ID NO 531
<211> LENGTH: 23
<212> TYPE: RNA
<213> ORGANISM: Artificial Sequence
<220> FEATURE:
<221> NAME/KEY: source
<223> OTHER INFORMATION: /note="Description of Artificial Sequence:
Synthetic oligonucleotide"

<400> SEQUENCE: 531

ucacguuua uugaaguuuu gug 23

<210> SEQ ID NO 532
<211> LENGTH: 23
<212> TYPE: RNA
<213> ORGANISM: Artificial Sequence
<220> FEATURE:
<221> NAME/KEY: source
<223> OTHER INFORMATION: /note="Description of Artificial Sequence:
Synthetic oligonucleotide"

<400> SEQUENCE: 532

uugaaguuuu gugaucuuu uau 23

<210> SEQ ID NO 533
<211> LENGTH: 23
<212> TYPE: RNA
<213> ORGANISM: Artificial Sequence
<220> FEATURE:
<221> NAME/KEY: source
<223> OTHER INFORMATION: /note="Description of Artificial Sequence:
Synthetic oligonucleotide"

-continued

<400> SEQUENCE: 533

uuguuuucau aguauuaagu guu 23

<210> SEQ ID NO 534

<211> LENGTH: 23

<212> TYPE: RNA

<213> ORGANISM: Artificial Sequence

<220> FEATURE:

<221> NAME/KEY: source

<223> OTHER INFORMATION: /note="Description of Artificial Sequence:
Synthetic oligonucleotide"

<400> SEQUENCE: 534

uuaaagucaa ugugacuuag uag 23

<210> SEQ ID NO 535

<211> LENGTH: 23

<212> TYPE: RNA

<213> ORGANISM: Artificial Sequence

<220> FEATURE:

<221> NAME/KEY: source

<223> OTHER INFORMATION: /note="Description of Artificial Sequence:
Synthetic oligonucleotide"

<400> SEQUENCE: 535

auuuagaaaa guauuuuau aag 23

<210> SEQ ID NO 536

<211> LENGTH: 23

<212> TYPE: RNA

<213> ORGANISM: Artificial Sequence

<220> FEATURE:

<221> NAME/KEY: source

<223> OTHER INFORMATION: /note="Description of Artificial Sequence:
Synthetic oligonucleotide"

<400> SEQUENCE: 536

uguuuucaua guauuaagug uua 23

<210> SEQ ID NO 537

<211> LENGTH: 23

<212> TYPE: RNA

<213> ORGANISM: Artificial Sequence

<220> FEATURE:

<221> NAME/KEY: source

<223> OTHER INFORMATION: /note="Description of Artificial Sequence:
Synthetic oligonucleotide"

<400> SEQUENCE: 537

ugcuucauaa gguuucauaa aua 23

<210> SEQ ID NO 538

<211> LENGTH: 23

<212> TYPE: RNA

<213> ORGANISM: Artificial Sequence

<220> FEATURE:

<221> NAME/KEY: source

<223> OTHER INFORMATION: /note="Description of Artificial Sequence:
Synthetic oligonucleotide"

<400> SEQUENCE: 538

uaauaucaaa uauaauuuu guu 23

<210> SEQ ID NO 539

-continued

<211> LENGTH: 23
<212> TYPE: RNA
<213> ORGANISM: Artificial Sequence
<220> FEATURE:
<221> NAME/KEY: source
<223> OTHER INFORMATION: /note="Description of Artificial Sequence:
Synthetic oligonucleotide"

<400> SEQUENCE: 539

uuucuugau uucacugguu ugc 23

<210> SEQ ID NO 540
<211> LENGTH: 23
<212> TYPE: RNA
<213> ORGANISM: Artificial Sequence
<220> FEATURE:
<221> NAME/KEY: source
<223> OTHER INFORMATION: /note="Description of Artificial Sequence:
Synthetic oligonucleotide"

<400> SEQUENCE: 540

uggaaauaau aacuuuaacu cga 23

<210> SEQ ID NO 541
<211> LENGTH: 23
<212> TYPE: RNA
<213> ORGANISM: Artificial Sequence
<220> FEATURE:
<221> NAME/KEY: source
<223> OTHER INFORMATION: /note="Description of Artificial Sequence:
Synthetic oligonucleotide"

<400> SEQUENCE: 541

ugguuuaauu guuuauauug guc 23

<210> SEQ ID NO 542
<211> LENGTH: 23
<212> TYPE: RNA
<213> ORGANISM: Artificial Sequence
<220> FEATURE:
<221> NAME/KEY: source
<223> OTHER INFORMATION: /note="Description of Artificial Sequence:
Synthetic oligonucleotide"

<400> SEQUENCE: 542

uaauuagguu guuuucucca cac 23

<210> SEQ ID NO 543
<211> LENGTH: 23
<212> TYPE: RNA
<213> ORGANISM: Artificial Sequence
<220> FEATURE:
<221> NAME/KEY: source
<223> OTHER INFORMATION: /note="Description of Artificial Sequence:
Synthetic oligonucleotide"

<400> SEQUENCE: 543

uuucaaguuu ugaguugagu uca 23

<210> SEQ ID NO 544
<211> LENGTH: 23
<212> TYPE: RNA
<213> ORGANISM: Artificial Sequence
<220> FEATURE:
<221> NAME/KEY: source
<223> OTHER INFORMATION: /note="Description of Artificial Sequence:

-continued

Synthetic oligonucleotide"

<400> SEQUENCE: 544

aggagcuuaa uugugaacau uuu 23

<210> SEQ ID NO 545
 <211> LENGTH: 23
 <212> TYPE: RNA
 <213> ORGANISM: Artificial Sequence
 <220> FEATURE:
 <221> NAME/KEY: source
 <223> OTHER INFORMATION: /note="Description of Artificial Sequence:
 Synthetic oligonucleotide"

<400> SEQUENCE: 545

uaauacagua uuuaauucug cuu 23

<210> SEQ ID NO 546
 <211> LENGTH: 23
 <212> TYPE: RNA
 <213> ORGANISM: Artificial Sequence
 <220> FEATURE:
 <221> NAME/KEY: source
 <223> OTHER INFORMATION: /note="Description of Artificial Sequence:
 Synthetic oligonucleotide"

<400> SEQUENCE: 546

uuacauuucu uuuucauuc aac 23

<210> SEQ ID NO 547
 <211> LENGTH: 23
 <212> TYPE: RNA
 <213> ORGANISM: Artificial Sequence
 <220> FEATURE:
 <221> NAME/KEY: source
 <223> OTHER INFORMATION: /note="Description of Artificial Sequence:
 Synthetic oligonucleotide"

<400> SEQUENCE: 547

uugacuugua guuuuaaugu agu 23

<210> SEQ ID NO 548
 <211> LENGTH: 21
 <212> TYPE: RNA
 <213> ORGANISM: Artificial Sequence
 <220> FEATURE:
 <221> NAME/KEY: source
 <223> OTHER INFORMATION: /note="Description of Artificial Sequence:
 Synthetic oligonucleotide"

<400> SEQUENCE: 548

aacuaacuaa cuuaauuca a 21

<210> SEQ ID NO 549
 <211> LENGTH: 21
 <212> TYPE: RNA
 <213> ORGANISM: Artificial Sequence
 <220> FEATURE:
 <221> NAME/KEY: source
 <223> OTHER INFORMATION: /note="Description of Artificial Sequence:
 Synthetic oligonucleotide"

<400> SEQUENCE: 549

gaauauguca cuugaacuca a 21

-continued

<210> SEQ ID NO 550
<211> LENGTH: 21
<212> TYPE: RNA
<213> ORGANISM: Artificial Sequence
<220> FEATURE:
<221> NAME/KEY: source
<223> OTHER INFORMATION: /note="Description of Artificial Sequence:
Synthetic oligonucleotide"

<400> SEQUENCE: 550

aaacucuaaaa cuugacuaaaa u 21

<210> SEQ ID NO 551
<211> LENGTH: 21
<212> TYPE: RNA
<213> ORGANISM: Artificial Sequence
<220> FEATURE:
<221> NAME/KEY: source
<223> OTHER INFORMATION: /note="Description of Artificial Sequence:
Synthetic oligonucleotide"

<400> SEQUENCE: 551

aacuaacuua aucaaaauc a 21

<210> SEQ ID NO 552
<211> LENGTH: 21
<212> TYPE: RNA
<213> ORGANISM: Artificial Sequence
<220> FEATURE:
<221> NAME/KEY: source
<223> OTHER INFORMATION: /note="Description of Artificial Sequence:
Synthetic oligonucleotide"

<400> SEQUENCE: 552

ccagaaguua cuucacuuaa a 21

<210> SEQ ID NO 553
<211> LENGTH: 21
<212> TYPE: RNA
<213> ORGANISM: Artificial Sequence
<220> FEATURE:
<221> NAME/KEY: source
<223> OTHER INFORMATION: /note="Description of Artificial Sequence:
Synthetic oligonucleotide"

<400> SEQUENCE: 553

gaacucaacu caaaacuuga a 21

<210> SEQ ID NO 554
<211> LENGTH: 21
<212> TYPE: RNA
<213> ORGANISM: Artificial Sequence
<220> FEATURE:
<221> NAME/KEY: source
<223> OTHER INFORMATION: /note="Description of Artificial Sequence:
Synthetic oligonucleotide"

<400> SEQUENCE: 554

caacucaaaa cuugaaagcc u 21

<210> SEQ ID NO 555
<211> LENGTH: 21
<212> TYPE: RNA
<213> ORGANISM: Artificial Sequence
<220> FEATURE:

-continued

<221> NAME/KEY: source
<223> OTHER INFORMATION: /note="Description of Artificial Sequence:
Synthetic oligonucleotide"

<400> SEQUENCE: 555

uuccacguug cuugaaaug a 21

<210> SEQ ID NO 556
<211> LENGTH: 21
<212> TYPE: RNA
<213> ORGANISM: Artificial Sequence
<220> FEATURE:
<221> NAME/KEY: source
<223> OTHER INFORMATION: /note="Description of Artificial Sequence:
Synthetic oligonucleotide"

<400> SEQUENCE: 556

guugcuugaa auugaaauc a 21

<210> SEQ ID NO 557
<211> LENGTH: 21
<212> TYPE: RNA
<213> ORGANISM: Artificial Sequence
<220> FEATURE:
<221> NAME/KEY: source
<223> OTHER INFORMATION: /note="Description of Artificial Sequence:
Synthetic oligonucleotide"

<400> SEQUENCE: 557

gaucacaaaa cuucaugaa a 21

<210> SEQ ID NO 558
<211> LENGTH: 21
<212> TYPE: RNA
<213> ORGANISM: Artificial Sequence
<220> FEATURE:
<221> NAME/KEY: source
<223> OTHER INFORMATION: /note="Description of Artificial Sequence:
Synthetic oligonucleotide"

<400> SEQUENCE: 558

ucaagauug cuauguaga a 21

<210> SEQ ID NO 559
<211> LENGTH: 21
<212> TYPE: RNA
<213> ORGANISM: Artificial Sequence
<220> FEATURE:
<221> NAME/KEY: source
<223> OTHER INFORMATION: /note="Description of Artificial Sequence:
Synthetic oligonucleotide"

<400> SEQUENCE: 559

caaaaucaag auugcuauug u 21

<210> SEQ ID NO 560
<211> LENGTH: 21
<212> TYPE: RNA
<213> ORGANISM: Artificial Sequence
<220> FEATURE:
<221> NAME/KEY: source
<223> OTHER INFORMATION: /note="Description of Artificial Sequence:
Synthetic oligonucleotide"

<400> SEQUENCE: 560

-continued

gaacuacucc cuuucuucag u 21

<210> SEQ ID NO 561
<211> LENGTH: 21
<212> TYPE: RNA
<213> ORGANISM: Artificial Sequence
<220> FEATURE:
<221> NAME/KEY: source
<223> OTHER INFORMATION: /note="Description of Artificial Sequence:
Synthetic oligonucleotide"

<400> SEQUENCE: 561

agaaaauucu cuaucuucca a 21

<210> SEQ ID NO 562
<211> LENGTH: 21
<212> TYPE: RNA
<213> ORGANISM: Artificial Sequence
<220> FEATURE:
<221> NAME/KEY: source
<223> OTHER INFORMATION: /note="Description of Artificial Sequence:
Synthetic oligonucleotide"

<400> SEQUENCE: 562

ugaacugagg caaaauuaaa a 21

<210> SEQ ID NO 563
<211> LENGTH: 21
<212> TYPE: RNA
<213> ORGANISM: Artificial Sequence
<220> FEATURE:
<221> NAME/KEY: source
<223> OTHER INFORMATION: /note="Description of Artificial Sequence:
Synthetic oligonucleotide"

<400> SEQUENCE: 563

cauccaacag auucagaaag a 21

<210> SEQ ID NO 564
<211> LENGTH: 21
<212> TYPE: RNA
<213> ORGANISM: Artificial Sequence
<220> FEATURE:
<221> NAME/KEY: source
<223> OTHER INFORMATION: /note="Description of Artificial Sequence:
Synthetic oligonucleotide"

<400> SEQUENCE: 564

aaaaucaaga uuugcuaugu u 21

<210> SEQ ID NO 565
<211> LENGTH: 21
<212> TYPE: RNA
<213> ORGANISM: Artificial Sequence
<220> FEATURE:
<221> NAME/KEY: source
<223> OTHER INFORMATION: /note="Description of Artificial Sequence:
Synthetic oligonucleotide"

<400> SEQUENCE: 565

agagcaaaau cuaagccaga a 21

<210> SEQ ID NO 566
<211> LENGTH: 21
<212> TYPE: RNA

-continued

<213> ORGANISM: Artificial Sequence
<220> FEATURE:
<221> NAME/KEY: source
<223> OTHER INFORMATION: /note="Description of Artificial Sequence:
Synthetic oligonucleotide"

<400> SEQUENCE: 566

aucauaugag cuaauaucac a 21

<210> SEQ ID NO 567
<211> LENGTH: 21
<212> TYPE: RNA
<213> ORGANISM: Artificial Sequence
<220> FEATURE:
<221> NAME/KEY: source
<223> OTHER INFORMATION: /note="Description of Artificial Sequence:
Synthetic oligonucleotide"

<400> SEQUENCE: 567

aaauaaccuc guaacaaguu a 21

<210> SEQ ID NO 568
<211> LENGTH: 21
<212> TYPE: RNA
<213> ORGANISM: Artificial Sequence
<220> FEATURE:
<221> NAME/KEY: source
<223> OTHER INFORMATION: /note="Description of Artificial Sequence:
Synthetic oligonucleotide"

<400> SEQUENCE: 568

caacagcaua gucaauaaaa a 21

<210> SEQ ID NO 569
<211> LENGTH: 21
<212> TYPE: RNA
<213> ORGANISM: Artificial Sequence
<220> FEATURE:
<221> NAME/KEY: source
<223> OTHER INFORMATION: /note="Description of Artificial Sequence:
Synthetic oligonucleotide"

<400> SEQUENCE: 569

aaaacaaccu aaauguaaa u 21

<210> SEQ ID NO 570
<211> LENGTH: 21
<212> TYPE: RNA
<213> ORGANISM: Artificial Sequence
<220> FEATURE:
<221> NAME/KEY: source
<223> OTHER INFORMATION: /note="Description of Artificial Sequence:
Synthetic oligonucleotide"

<400> SEQUENCE: 570

cacuuaaac uuuguagaa a 21

<210> SEQ ID NO 571
<211> LENGTH: 21
<212> TYPE: RNA
<213> ORGANISM: Artificial Sequence
<220> FEATURE:
<221> NAME/KEY: source
<223> OTHER INFORMATION: /note="Description of Artificial Sequence:
Synthetic oligonucleotide"

-continued

<400> SEQUENCE: 571

auuaaaauaa guucgcuguc u 21

<210> SEQ ID NO 572

<211> LENGTH: 21

<212> TYPE: RNA

<213> ORGANISM: Artificial Sequence

<220> FEATURE:

<221> NAME/KEY: source

<223> OTHER INFORMATION: /note="Description of Artificial Sequence:
Synthetic oligonucleotide"

<400> SEQUENCE: 572

caaaacuua augaacgug a 21

<210> SEQ ID NO 573

<211> LENGTH: 21

<212> TYPE: RNA

<213> ORGANISM: Artificial Sequence

<220> FEATURE:

<221> NAME/KEY: source

<223> OTHER INFORMATION: /note="Description of Artificial Sequence:
Synthetic oligonucleotide"

<400> SEQUENCE: 573

agauggauca caaaacuua a 21

<210> SEQ ID NO 574

<211> LENGTH: 21

<212> TYPE: RNA

<213> ORGANISM: Artificial Sequence

<220> FEATURE:

<221> NAME/KEY: source

<223> OTHER INFORMATION: /note="Description of Artificial Sequence:
Synthetic oligonucleotide"

<400> SEQUENCE: 574

cacuaauac uagaaaaca a 21

<210> SEQ ID NO 575

<211> LENGTH: 21

<212> TYPE: RNA

<213> ORGANISM: Artificial Sequence

<220> FEATURE:

<221> NAME/KEY: source

<223> OTHER INFORMATION: /note="Description of Artificial Sequence:
Synthetic oligonucleotide"

<400> SEQUENCE: 575

acuaagucac auugacuuua a 21

<210> SEQ ID NO 576

<211> LENGTH: 21

<212> TYPE: RNA

<213> ORGANISM: Artificial Sequence

<220> FEATURE:

<221> NAME/KEY: source

<223> OTHER INFORMATION: /note="Description of Artificial Sequence:
Synthetic oligonucleotide"

<400> SEQUENCE: 576

uauuaauaa cuuuucuaaa u 21

<210> SEQ ID NO 577

-continued

<211> LENGTH: 21
<212> TYPE: RNA
<213> ORGANISM: Artificial Sequence
<220> FEATURE:
<221> NAME/KEY: source
<223> OTHER INFORMATION: /note="Description of Artificial Sequence:
Synthetic oligonucleotide"

<400> SEQUENCE: 577

acacuaaaua cuaugaaaac a 21

<210> SEQ ID NO 578
<211> LENGTH: 21
<212> TYPE: RNA
<213> ORGANISM: Artificial Sequence
<220> FEATURE:
<221> NAME/KEY: source
<223> OTHER INFORMATION: /note="Description of Artificial Sequence:
Synthetic oligonucleotide"

<400> SEQUENCE: 578

uuuauaagaac cuaaugaagc a 21

<210> SEQ ID NO 579
<211> LENGTH: 21
<212> TYPE: RNA
<213> ORGANISM: Artificial Sequence
<220> FEATURE:
<221> NAME/KEY: source
<223> OTHER INFORMATION: /note="Description of Artificial Sequence:
Synthetic oligonucleotide"

<400> SEQUENCE: 579

caaacauuau auugaauuu a 21

<210> SEQ ID NO 580
<211> LENGTH: 21
<212> TYPE: RNA
<213> ORGANISM: Artificial Sequence
<220> FEATURE:
<221> NAME/KEY: source
<223> OTHER INFORMATION: /note="Description of Artificial Sequence:
Synthetic oligonucleotide"

<400> SEQUENCE: 580

aaaccaguga aucaaaagaa a 21

<210> SEQ ID NO 581
<211> LENGTH: 21
<212> TYPE: RNA
<213> ORGANISM: Artificial Sequence
<220> FEATURE:
<221> NAME/KEY: source
<223> OTHER INFORMATION: /note="Description of Artificial Sequence:
Synthetic oligonucleotide"

<400> SEQUENCE: 581

gaguuaaagu uuauuuucc a 21

<210> SEQ ID NO 582
<211> LENGTH: 21
<212> TYPE: RNA
<213> ORGANISM: Artificial Sequence
<220> FEATURE:
<221> NAME/KEY: source
<223> OTHER INFORMATION: /note="Description of Artificial Sequence:

-continued

Synthetic oligonucleotide"

<400> SEQUENCE: 582

ccaauuauaaa caauuaaac a 21

<210> SEQ ID NO 583
<211> LENGTH: 21
<212> TYPE: RNA
<213> ORGANISM: Artificial Sequence
<220> FEATURE:
<221> NAME/KEY: source
<223> OTHER INFORMATION: /note="Description of Artificial Sequence:
Synthetic oligonucleotide"

<400> SEQUENCE: 583

guggagaaaa caaccuaau a 21

<210> SEQ ID NO 584
<211> LENGTH: 21
<212> TYPE: RNA
<213> ORGANISM: Artificial Sequence
<220> FEATURE:
<221> NAME/KEY: source
<223> OTHER INFORMATION: /note="Description of Artificial Sequence:
Synthetic oligonucleotide"

<400> SEQUENCE: 584

aacucaacuc aaaacuugaa a 21

<210> SEQ ID NO 585
<211> LENGTH: 21
<212> TYPE: RNA
<213> ORGANISM: Artificial Sequence
<220> FEATURE:
<221> NAME/KEY: source
<223> OTHER INFORMATION: /note="Description of Artificial Sequence:
Synthetic oligonucleotide"

<400> SEQUENCE: 585

aauguucaca auuaagcucc u 21

<210> SEQ ID NO 586
<211> LENGTH: 21
<212> TYPE: RNA
<213> ORGANISM: Artificial Sequence
<220> FEATURE:
<221> NAME/KEY: source
<223> OTHER INFORMATION: /note="Description of Artificial Sequence:
Synthetic oligonucleotide"

<400> SEQUENCE: 586

gcagaaauaa auacuguauu a 21

<210> SEQ ID NO 587
<211> LENGTH: 21
<212> TYPE: RNA
<213> ORGANISM: Artificial Sequence
<220> FEATURE:
<221> NAME/KEY: source
<223> OTHER INFORMATION: /note="Description of Artificial Sequence:
Synthetic oligonucleotide"

<400> SEQUENCE: 587

ugaaugaaau aagaaugua a 21

-continued

<210> SEQ ID NO 588
<211> LENGTH: 21
<212> TYPE: RNA
<213> ORGANISM: Artificial Sequence
<220> FEATURE:
<221> NAME/KEY: source
<223> OTHER INFORMATION: /note="Description of Artificial Sequence:
Synthetic oligonucleotide"

<400> SEQUENCE: 588

uacauauaaa cuacaaguca a 21

<210> SEQ ID NO 589
<211> LENGTH: 23
<212> TYPE: RNA
<213> ORGANISM: Artificial Sequence
<220> FEATURE:
<221> NAME/KEY: source
<223> OTHER INFORMATION: /note="Description of Artificial Sequence:
Synthetic oligonucleotide"

<400> SEQUENCE: 589

uuugaauuaa guuaguuagu ugc 23

<210> SEQ ID NO 590
<211> LENGTH: 23
<212> TYPE: RNA
<213> ORGANISM: Artificial Sequence
<220> FEATURE:
<221> NAME/KEY: source
<223> OTHER INFORMATION: /note="Description of Artificial Sequence:
Synthetic oligonucleotide"

<400> SEQUENCE: 590

uugaguucaa gugacauuu cuu 23

<210> SEQ ID NO 591
<211> LENGTH: 23
<212> TYPE: RNA
<213> ORGANISM: Artificial Sequence
<220> FEATURE:
<221> NAME/KEY: source
<223> OTHER INFORMATION: /note="Description of Artificial Sequence:
Synthetic oligonucleotide"

<400> SEQUENCE: 591

auuuagucaa guuuagagu uua 23

<210> SEQ ID NO 592
<211> LENGTH: 23
<212> TYPE: RNA
<213> ORGANISM: Artificial Sequence
<220> FEATURE:
<221> NAME/KEY: source
<223> OTHER INFORMATION: /note="Description of Artificial Sequence:
Synthetic oligonucleotide"

<400> SEQUENCE: 592

ugauuuugaa uuaaguagu uag 23

<210> SEQ ID NO 593
<211> LENGTH: 23
<212> TYPE: RNA
<213> ORGANISM: Artificial Sequence
<220> FEATURE:

-continued

<221> NAME/KEY: source
<223> OTHER INFORMATION: /note="Description of Artificial Sequence:
Synthetic oligonucleotide"

<400> SEQUENCE: 593

uuuaagugaa guuacuucug ggu 23

<210> SEQ ID NO 594
<211> LENGTH: 23
<212> TYPE: RNA
<213> ORGANISM: Artificial Sequence
<220> FEATURE:
<221> NAME/KEY: source
<223> OTHER INFORMATION: /note="Description of Artificial Sequence:
Synthetic oligonucleotide"

<400> SEQUENCE: 594

uucaaguuuu gaguugaguu caa 23

<210> SEQ ID NO 595
<211> LENGTH: 23
<212> TYPE: RNA
<213> ORGANISM: Artificial Sequence
<220> FEATURE:
<221> NAME/KEY: source
<223> OTHER INFORMATION: /note="Description of Artificial Sequence:
Synthetic oligonucleotide"

<400> SEQUENCE: 595

aggcuuucaa guuuugaguu gag 23

<210> SEQ ID NO 596
<211> LENGTH: 23
<212> TYPE: RNA
<213> ORGANISM: Artificial Sequence
<220> FEATURE:
<221> NAME/KEY: source
<223> OTHER INFORMATION: /note="Description of Artificial Sequence:
Synthetic oligonucleotide"

<400> SEQUENCE: 596

ucaauuucaa gcaacgugga acu 23

<210> SEQ ID NO 597
<211> LENGTH: 23
<212> TYPE: RNA
<213> ORGANISM: Artificial Sequence
<220> FEATURE:
<221> NAME/KEY: source
<223> OTHER INFORMATION: /note="Description of Artificial Sequence:
Synthetic oligonucleotide"

<400> SEQUENCE: 597

ugauuuucaa uuucaagcaa cgu 23

<210> SEQ ID NO 598
<211> LENGTH: 23
<212> TYPE: RNA
<213> ORGANISM: Artificial Sequence
<220> FEATURE:
<221> NAME/KEY: source
<223> OTHER INFORMATION: /note="Description of Artificial Sequence:
Synthetic oligonucleotide"

<400> SEQUENCE: 598

-continued

uuucaaugaa guuuugugau cca 23

<210> SEQ ID NO 599
<211> LENGTH: 23
<212> TYPE: RNA
<213> ORGANISM: Artificial Sequence
<220> FEATURE:
<221> NAME/KEY: source
<223> OTHER INFORMATION: /note="Description of Artificial Sequence:
Synthetic oligonucleotide"

<400> SEQUENCE: 599

uucuaacaua gcaaaucug auu 23

<210> SEQ ID NO 600
<211> LENGTH: 23
<212> TYPE: RNA
<213> ORGANISM: Artificial Sequence
<220> FEATURE:
<221> NAME/KEY: source
<223> OTHER INFORMATION: /note="Description of Artificial Sequence:
Synthetic oligonucleotide"

<400> SEQUENCE: 600

acauagcaaa ucuugauuuu ggc 23

<210> SEQ ID NO 601
<211> LENGTH: 23
<212> TYPE: RNA
<213> ORGANISM: Artificial Sequence
<220> FEATURE:
<221> NAME/KEY: source
<223> OTHER INFORMATION: /note="Description of Artificial Sequence:
Synthetic oligonucleotide"

<400> SEQUENCE: 601

acugaagaaa gggaguaguu cuu 23

<210> SEQ ID NO 602
<211> LENGTH: 23
<212> TYPE: RNA
<213> ORGANISM: Artificial Sequence
<220> FEATURE:
<221> NAME/KEY: source
<223> OTHER INFORMATION: /note="Description of Artificial Sequence:
Synthetic oligonucleotide"

<400> SEQUENCE: 602

uuggaagaua gagaaauuc ugu 23

<210> SEQ ID NO 603
<211> LENGTH: 23
<212> TYPE: RNA
<213> ORGANISM: Artificial Sequence
<220> FEATURE:
<221> NAME/KEY: source
<223> OTHER INFORMATION: /note="Description of Artificial Sequence:
Synthetic oligonucleotide"

<400> SEQUENCE: 603

uuuuuuuuu gccucaguuc auu 23

<210> SEQ ID NO 604
<211> LENGTH: 23
<212> TYPE: RNA

-continued

<213> ORGANISM: Artificial Sequence
<220> FEATURE:
<221> NAME/KEY: source
<223> OTHER INFORMATION: /note="Description of Artificial Sequence:
Synthetic oligonucleotide"

<400> SEQUENCE: 604

ucuuucugaa ucuguuggau gga 23

<210> SEQ ID NO 605
<211> LENGTH: 23
<212> TYPE: RNA
<213> ORGANISM: Artificial Sequence
<220> FEATURE:
<221> NAME/KEY: source
<223> OTHER INFORMATION: /note="Description of Artificial Sequence:
Synthetic oligonucleotide"

<400> SEQUENCE: 605

aacauagcaa aucuugauuu ugg 23

<210> SEQ ID NO 606
<211> LENGTH: 23
<212> TYPE: RNA
<213> ORGANISM: Artificial Sequence
<220> FEATURE:
<221> NAME/KEY: source
<223> OTHER INFORMATION: /note="Description of Artificial Sequence:
Synthetic oligonucleotide"

<400> SEQUENCE: 606

uucuggcuua gauuuugcuc uug 23

<210> SEQ ID NO 607
<211> LENGTH: 23
<212> TYPE: RNA
<213> ORGANISM: Artificial Sequence
<220> FEATURE:
<221> NAME/KEY: source
<223> OTHER INFORMATION: /note="Description of Artificial Sequence:
Synthetic oligonucleotide"

<400> SEQUENCE: 607

ugugauauua gcucuauga ugc 23

<210> SEQ ID NO 608
<211> LENGTH: 23
<212> TYPE: RNA
<213> ORGANISM: Artificial Sequence
<220> FEATURE:
<221> NAME/KEY: source
<223> OTHER INFORMATION: /note="Description of Artificial Sequence:
Synthetic oligonucleotide"

<400> SEQUENCE: 608

uaacuuguua cgagguuuau uuc 23

<210> SEQ ID NO 609
<211> LENGTH: 23
<212> TYPE: RNA
<213> ORGANISM: Artificial Sequence
<220> FEATURE:
<221> NAME/KEY: source
<223> OTHER INFORMATION: /note="Description of Artificial Sequence:
Synthetic oligonucleotide"

-continued

<400> SEQUENCE: 609

uuuuuuuga cuaugcuguu ggu 23

<210> SEQ ID NO 610

<211> LENGTH: 23

<212> TYPE: RNA

<213> ORGANISM: Artificial Sequence

<220> FEATURE:

<221> NAME/KEY: source

<223> OTHER INFORMATION: /note="Description of Artificial Sequence:
Synthetic oligonucleotide"

<400> SEQUENCE: 610

auuuaccuu uagguuguuu ucu 23

<210> SEQ ID NO 611

<211> LENGTH: 23

<212> TYPE: RNA

<213> ORGANISM: Artificial Sequence

<220> FEATURE:

<221> NAME/KEY: source

<223> OTHER INFORMATION: /note="Description of Artificial Sequence:
Synthetic oligonucleotide"

<400> SEQUENCE: 611

uuucuacaaa aguuuuuagu gaa 23

<210> SEQ ID NO 612

<211> LENGTH: 23

<212> TYPE: RNA

<213> ORGANISM: Artificial Sequence

<220> FEATURE:

<221> NAME/KEY: source

<223> OTHER INFORMATION: /note="Description of Artificial Sequence:
Synthetic oligonucleotide"

<400> SEQUENCE: 612

agacagcgaa cuuuuuuuu uac 23

<210> SEQ ID NO 613

<211> LENGTH: 23

<212> TYPE: RNA

<213> ORGANISM: Artificial Sequence

<220> FEATURE:

<221> NAME/KEY: source

<223> OTHER INFORMATION: /note="Description of Artificial Sequence:
Synthetic oligonucleotide"

<400> SEQUENCE: 613

ucacguuua uugaaguuuu gug 23

<210> SEQ ID NO 614

<211> LENGTH: 23

<212> TYPE: RNA

<213> ORGANISM: Artificial Sequence

<220> FEATURE:

<221> NAME/KEY: source

<223> OTHER INFORMATION: /note="Description of Artificial Sequence:
Synthetic oligonucleotide"

<400> SEQUENCE: 614

uugaaguuuu gugaucac uau 23

<210> SEQ ID NO 615

-continued

<211> LENGTH: 23
<212> TYPE: RNA
<213> ORGANISM: Artificial Sequence
<220> FEATURE:
<221> NAME/KEY: source
<223> OTHER INFORMATION: /note="Description of Artificial Sequence:
Synthetic oligonucleotide"

<400> SEQUENCE: 615

uuguuuucau aguauuaagu guu 23

<210> SEQ ID NO 616
<211> LENGTH: 23
<212> TYPE: RNA
<213> ORGANISM: Artificial Sequence
<220> FEATURE:
<221> NAME/KEY: source
<223> OTHER INFORMATION: /note="Description of Artificial Sequence:
Synthetic oligonucleotide"

<400> SEQUENCE: 616

uuaaagucua ugugacuuag uag 23

<210> SEQ ID NO 617
<211> LENGTH: 23
<212> TYPE: RNA
<213> ORGANISM: Artificial Sequence
<220> FEATURE:
<221> NAME/KEY: source
<223> OTHER INFORMATION: /note="Description of Artificial Sequence:
Synthetic oligonucleotide"

<400> SEQUENCE: 617

auuuagaaaa guuuuuuuu aag 23

<210> SEQ ID NO 618
<211> LENGTH: 23
<212> TYPE: RNA
<213> ORGANISM: Artificial Sequence
<220> FEATURE:
<221> NAME/KEY: source
<223> OTHER INFORMATION: /note="Description of Artificial Sequence:
Synthetic oligonucleotide"

<400> SEQUENCE: 618

uguuuucaua guuuuagug uua 23

<210> SEQ ID NO 619
<211> LENGTH: 23
<212> TYPE: RNA
<213> ORGANISM: Artificial Sequence
<220> FEATURE:
<221> NAME/KEY: source
<223> OTHER INFORMATION: /note="Description of Artificial Sequence:
Synthetic oligonucleotide"

<400> SEQUENCE: 619

ugcuucauaa gguuucauaa aua 23

<210> SEQ ID NO 620
<211> LENGTH: 23
<212> TYPE: RNA
<213> ORGANISM: Artificial Sequence
<220> FEATURE:
<221> NAME/KEY: source
<223> OTHER INFORMATION: /note="Description of Artificial Sequence:

-continued

Synthetic oligonucleotide"

<400> SEQUENCE: 620

uaauaucaaa uauaauguuu guu 23

<210> SEQ ID NO 621
<211> LENGTH: 23
<212> TYPE: RNA
<213> ORGANISM: Artificial Sequence
<220> FEATURE:
<221> NAME/KEY: source
<223> OTHER INFORMATION: /note="Description of Artificial Sequence:
Synthetic oligonucleotide"

<400> SEQUENCE: 621

uuucuuugau uucacugguu ugc 23

<210> SEQ ID NO 622
<211> LENGTH: 23
<212> TYPE: RNA
<213> ORGANISM: Artificial Sequence
<220> FEATURE:
<221> NAME/KEY: source
<223> OTHER INFORMATION: /note="Description of Artificial Sequence:
Synthetic oligonucleotide"

<400> SEQUENCE: 622

uggaaaauaa aacuuuaacu cga 23

<210> SEQ ID NO 623
<211> LENGTH: 23
<212> TYPE: RNA
<213> ORGANISM: Artificial Sequence
<220> FEATURE:
<221> NAME/KEY: source
<223> OTHER INFORMATION: /note="Description of Artificial Sequence:
Synthetic oligonucleotide"

<400> SEQUENCE: 623

ugguuuaauu guuuuaauug guc 23

<210> SEQ ID NO 624
<211> LENGTH: 23
<212> TYPE: RNA
<213> ORGANISM: Artificial Sequence
<220> FEATURE:
<221> NAME/KEY: source
<223> OTHER INFORMATION: /note="Description of Artificial Sequence:
Synthetic oligonucleotide"

<400> SEQUENCE: 624

uauuuagguu guuuucucca cac 23

<210> SEQ ID NO 625
<211> LENGTH: 23
<212> TYPE: RNA
<213> ORGANISM: Artificial Sequence
<220> FEATURE:
<221> NAME/KEY: source
<223> OTHER INFORMATION: /note="Description of Artificial Sequence:
Synthetic oligonucleotide"

<400> SEQUENCE: 625

uuucaaguuu ugaguugagu uca 23

-continued

<210> SEQ ID NO 626
<211> LENGTH: 23
<212> TYPE: RNA
<213> ORGANISM: Artificial Sequence
<220> FEATURE:
<221> NAME/KEY: source
<223> OTHER INFORMATION: /note="Description of Artificial Sequence:
Synthetic oligonucleotide"

<400> SEQUENCE: 626
aggagcuuaa uugugaacau uuu 23

<210> SEQ ID NO 627
<211> LENGTH: 23
<212> TYPE: RNA
<213> ORGANISM: Artificial Sequence
<220> FEATURE:
<221> NAME/KEY: source
<223> OTHER INFORMATION: /note="Description of Artificial Sequence:
Synthetic oligonucleotide"

<400> SEQUENCE: 627
uaauacagua uuuuuuucug cuu 23

<210> SEQ ID NO 628
<211> LENGTH: 23
<212> TYPE: RNA
<213> ORGANISM: Artificial Sequence
<220> FEATURE:
<221> NAME/KEY: source
<223> OTHER INFORMATION: /note="Description of Artificial Sequence:
Synthetic oligonucleotide"

<400> SEQUENCE: 628
uuacauuucu uuuuucauuc aac 23

<210> SEQ ID NO 629
<211> LENGTH: 23
<212> TYPE: RNA
<213> ORGANISM: Artificial Sequence
<220> FEATURE:
<221> NAME/KEY: source
<223> OTHER INFORMATION: /note="Description of Artificial Sequence:
Synthetic oligonucleotide"

<400> SEQUENCE: 629
uugacuugua guuuuaugu agu 23

<210> SEQ ID NO 630
<211> LENGTH: 23
<212> TYPE: RNA
<213> ORGANISM: Artificial Sequence
<220> FEATURE:
<221> NAME/KEY: source
<223> OTHER INFORMATION: /note="Description of Artificial Sequence:
Synthetic oligonucleotide"

<400> SEQUENCE: 630
gcaacuaacu aacuuuuuuc aaa 23

<210> SEQ ID NO 631
<211> LENGTH: 23
<212> TYPE: RNA
<213> ORGANISM: Artificial Sequence
<220> FEATURE:

-continued

<221> NAME/KEY: source
<223> OTHER INFORMATION: /note="Description of Artificial Sequence:
Synthetic oligonucleotide"

<400> SEQUENCE: 631

aagaauaugu cacuugaacu caa 23

<210> SEQ ID NO 632
<211> LENGTH: 23
<212> TYPE: RNA
<213> ORGANISM: Artificial Sequence
<220> FEATURE:
<221> NAME/KEY: source
<223> OTHER INFORMATION: /note="Description of Artificial Sequence:
Synthetic oligonucleotide"

<400> SEQUENCE: 632

uaaaacucua aacuugacua aau 23

<210> SEQ ID NO 633
<211> LENGTH: 23
<212> TYPE: RNA
<213> ORGANISM: Artificial Sequence
<220> FEATURE:
<221> NAME/KEY: source
<223> OTHER INFORMATION: /note="Description of Artificial Sequence:
Synthetic oligonucleotide"

<400> SEQUENCE: 633

cuaacuaacu uaaaucaaaa uca 23

<210> SEQ ID NO 634
<211> LENGTH: 23
<212> TYPE: RNA
<213> ORGANISM: Artificial Sequence
<220> FEATURE:
<221> NAME/KEY: source
<223> OTHER INFORMATION: /note="Description of Artificial Sequence:
Synthetic oligonucleotide"

<400> SEQUENCE: 634

accagaagu aacuucacuu aaa 23

<210> SEQ ID NO 635
<211> LENGTH: 23
<212> TYPE: RNA
<213> ORGANISM: Artificial Sequence
<220> FEATURE:
<221> NAME/KEY: source
<223> OTHER INFORMATION: /note="Description of Artificial Sequence:
Synthetic oligonucleotide"

<400> SEQUENCE: 635

uugaacucua cucaaaacuu gaa 23

<210> SEQ ID NO 636
<211> LENGTH: 23
<212> TYPE: RNA
<213> ORGANISM: Artificial Sequence
<220> FEATURE:
<221> NAME/KEY: source
<223> OTHER INFORMATION: /note="Description of Artificial Sequence:
Synthetic oligonucleotide"

<400> SEQUENCE: 636

-continued

cucaacucua aacuugaaag ccu 23

<210> SEQ ID NO 637
<211> LENGTH: 23
<212> TYPE: RNA
<213> ORGANISM: Artificial Sequence
<220> FEATURE:
<221> NAME/KEY: source
<223> OTHER INFORMATION: /note="Description of Artificial Sequence:
Synthetic oligonucleotide"

<400> SEQUENCE: 637

aguuccacgu ugcuugaaau uga 23

<210> SEQ ID NO 638
<211> LENGTH: 23
<212> TYPE: RNA
<213> ORGANISM: Artificial Sequence
<220> FEATURE:
<221> NAME/KEY: source
<223> OTHER INFORMATION: /note="Description of Artificial Sequence:
Synthetic oligonucleotide"

<400> SEQUENCE: 638

acguugcuug aaaugaaaa uca 23

<210> SEQ ID NO 639
<211> LENGTH: 23
<212> TYPE: RNA
<213> ORGANISM: Artificial Sequence
<220> FEATURE:
<221> NAME/KEY: source
<223> OTHER INFORMATION: /note="Description of Artificial Sequence:
Synthetic oligonucleotide"

<400> SEQUENCE: 639

uggaucacaa aacuucaaug aaa 23

<210> SEQ ID NO 640
<211> LENGTH: 23
<212> TYPE: RNA
<213> ORGANISM: Artificial Sequence
<220> FEATURE:
<221> NAME/KEY: source
<223> OTHER INFORMATION: /note="Description of Artificial Sequence:
Synthetic oligonucleotide"

<400> SEQUENCE: 640

aaucaagauu ugcuauguaa gac 23

<210> SEQ ID NO 641
<211> LENGTH: 23
<212> TYPE: RNA
<213> ORGANISM: Artificial Sequence
<220> FEATURE:
<221> NAME/KEY: source
<223> OTHER INFORMATION: /note="Description of Artificial Sequence:
Synthetic oligonucleotide"

<400> SEQUENCE: 641

gccaaaauca agauuugcua ugu 23

<210> SEQ ID NO 642
<211> LENGTH: 23
<212> TYPE: RNA

-continued

<213> ORGANISM: Artificial Sequence
<220> FEATURE:
<221> NAME/KEY: source
<223> OTHER INFORMATION: /note="Description of Artificial Sequence:
Synthetic oligonucleotide"

<400> SEQUENCE: 642

aagaacuacu cccuuucuc agu 23

<210> SEQ ID NO 643
<211> LENGTH: 23
<212> TYPE: RNA
<213> ORGANISM: Artificial Sequence
<220> FEATURE:
<221> NAME/KEY: source
<223> OTHER INFORMATION: /note="Description of Artificial Sequence:
Synthetic oligonucleotide"

<400> SEQUENCE: 643

acagaaauuu cucuaucuc caa 23

<210> SEQ ID NO 644
<211> LENGTH: 23
<212> TYPE: RNA
<213> ORGANISM: Artificial Sequence
<220> FEATURE:
<221> NAME/KEY: source
<223> OTHER INFORMATION: /note="Description of Artificial Sequence:
Synthetic oligonucleotide"

<400> SEQUENCE: 644

aaugaacuga ggcaauuuua aaa 23

<210> SEQ ID NO 645
<211> LENGTH: 23
<212> TYPE: RNA
<213> ORGANISM: Artificial Sequence
<220> FEATURE:
<221> NAME/KEY: source
<223> OTHER INFORMATION: /note="Description of Artificial Sequence:
Synthetic oligonucleotide"

<400> SEQUENCE: 645

uccauccaac agauucagaa agc 23

<210> SEQ ID NO 646
<211> LENGTH: 23
<212> TYPE: RNA
<213> ORGANISM: Artificial Sequence
<220> FEATURE:
<221> NAME/KEY: source
<223> OTHER INFORMATION: /note="Description of Artificial Sequence:
Synthetic oligonucleotide"

<400> SEQUENCE: 646

ccaaaaucua gauuugcuau guu 23

<210> SEQ ID NO 647
<211> LENGTH: 23
<212> TYPE: RNA
<213> ORGANISM: Artificial Sequence
<220> FEATURE:
<221> NAME/KEY: source
<223> OTHER INFORMATION: /note="Description of Artificial Sequence:
Synthetic oligonucleotide"

-continued

<400> SEQUENCE: 647

caagagcaaa aucuaagcca gag 23

<210> SEQ ID NO 648

<211> LENGTH: 23

<212> TYPE: RNA

<213> ORGANISM: Artificial Sequence

<220> FEATURE:

<221> NAME/KEY: source

<223> OTHER INFORMATION: /note="Description of Artificial Sequence:
Synthetic oligonucleotide"

<400> SEQUENCE: 648

gcacauaug agcuaauauc aca 23

<210> SEQ ID NO 649

<211> LENGTH: 23

<212> TYPE: RNA

<213> ORGANISM: Artificial Sequence

<220> FEATURE:

<221> NAME/KEY: source

<223> OTHER INFORMATION: /note="Description of Artificial Sequence:
Synthetic oligonucleotide"

<400> SEQUENCE: 649

gaaauaaacc ucguaacaag uua 23

<210> SEQ ID NO 650

<211> LENGTH: 23

<212> TYPE: RNA

<213> ORGANISM: Artificial Sequence

<220> FEATURE:

<221> NAME/KEY: source

<223> OTHER INFORMATION: /note="Description of Artificial Sequence:
Synthetic oligonucleotide"

<400> SEQUENCE: 650

accaacagca uagucuaaa aaa 23

<210> SEQ ID NO 651

<211> LENGTH: 23

<212> TYPE: RNA

<213> ORGANISM: Artificial Sequence

<220> FEATURE:

<221> NAME/KEY: source

<223> OTHER INFORMATION: /note="Description of Artificial Sequence:
Synthetic oligonucleotide"

<400> SEQUENCE: 651

agaaaacaac cuaaauggua aau 23

<210> SEQ ID NO 652

<211> LENGTH: 23

<212> TYPE: RNA

<213> ORGANISM: Artificial Sequence

<220> FEATURE:

<221> NAME/KEY: source

<223> OTHER INFORMATION: /note="Description of Artificial Sequence:
Synthetic oligonucleotide"

<400> SEQUENCE: 652

uucacuaaaa acuuuuguag aaa 23

<210> SEQ ID NO 653

-continued

<211> LENGTH: 23
<212> TYPE: RNA
<213> ORGANISM: Artificial Sequence
<220> FEATURE:
<221> NAME/KEY: source
<223> OTHER INFORMATION: /note="Description of Artificial Sequence:
Synthetic oligonucleotide"

<400> SEQUENCE: 653

guauuaaaau aaguucgug ucu 23

<210> SEQ ID NO 654
<211> LENGTH: 23
<212> TYPE: RNA
<213> ORGANISM: Artificial Sequence
<220> FEATURE:
<221> NAME/KEY: source
<223> OTHER INFORMATION: /note="Description of Artificial Sequence:
Synthetic oligonucleotide"

<400> SEQUENCE: 654

cacaaaaacu caugaaaagc ugg 23

<210> SEQ ID NO 655
<211> LENGTH: 23
<212> TYPE: RNA
<213> ORGANISM: Artificial Sequence
<220> FEATURE:
<221> NAME/KEY: source
<223> OTHER INFORMATION: /note="Description of Artificial Sequence:
Synthetic oligonucleotide"

<400> SEQUENCE: 655

auagauggau cacaaaaacu caa 23

<210> SEQ ID NO 656
<211> LENGTH: 23
<212> TYPE: RNA
<213> ORGANISM: Artificial Sequence
<220> FEATURE:
<221> NAME/KEY: source
<223> OTHER INFORMATION: /note="Description of Artificial Sequence:
Synthetic oligonucleotide"

<400> SEQUENCE: 656

aacacuaau acuaugaaaa caa 23

<210> SEQ ID NO 657
<211> LENGTH: 23
<212> TYPE: RNA
<213> ORGANISM: Artificial Sequence
<220> FEATURE:
<221> NAME/KEY: source
<223> OTHER INFORMATION: /note="Description of Artificial Sequence:
Synthetic oligonucleotide"

<400> SEQUENCE: 657

cuacuaaguc acauugacuu uaa 23

<210> SEQ ID NO 658
<211> LENGTH: 23
<212> TYPE: RNA
<213> ORGANISM: Artificial Sequence
<220> FEATURE:
<221> NAME/KEY: source
<223> OTHER INFORMATION: /note="Description of Artificial Sequence:

-continued

Synthetic oligonucleotide"

<400> SEQUENCE: 658

cuuauuaau aacuuuucua aau 23

<210> SEQ ID NO 659
<211> LENGTH: 23
<212> TYPE: RNA
<213> ORGANISM: Artificial Sequence
<220> FEATURE:
<221> NAME/KEY: source
<223> OTHER INFORMATION: /note="Description of Artificial Sequence:
Synthetic oligonucleotide"

<400> SEQUENCE: 659

uaacacuuaa uacuaugaaa aca 23

<210> SEQ ID NO 660
<211> LENGTH: 23
<212> TYPE: RNA
<213> ORGANISM: Artificial Sequence
<220> FEATURE:
<221> NAME/KEY: source
<223> OTHER INFORMATION: /note="Description of Artificial Sequence:
Synthetic oligonucleotide"

<400> SEQUENCE: 660

uauuuugaa accuaugaa gca 23

<210> SEQ ID NO 661
<211> LENGTH: 23
<212> TYPE: RNA
<213> ORGANISM: Artificial Sequence
<220> FEATURE:
<221> NAME/KEY: source
<223> OTHER INFORMATION: /note="Description of Artificial Sequence:
Synthetic oligonucleotide"

<400> SEQUENCE: 661

aacaaacauu auauugaaua uuc 23

<210> SEQ ID NO 662
<211> LENGTH: 23
<212> TYPE: RNA
<213> ORGANISM: Artificial Sequence
<220> FEATURE:
<221> NAME/KEY: source
<223> OTHER INFORMATION: /note="Description of Artificial Sequence:
Synthetic oligonucleotide"

<400> SEQUENCE: 662

gcaaaccagu gaaaucaaag aag 23

<210> SEQ ID NO 663
<211> LENGTH: 23
<212> TYPE: RNA
<213> ORGANISM: Artificial Sequence
<220> FEATURE:
<221> NAME/KEY: source
<223> OTHER INFORMATION: /note="Description of Artificial Sequence:
Synthetic oligonucleotide"

<400> SEQUENCE: 663

ucgaguuaaa guuuauuuu ccc 23

-continued

<210> SEQ ID NO 664
<211> LENGTH: 23
<212> TYPE: RNA
<213> ORGANISM: Artificial Sequence
<220> FEATURE:
<221> NAME/KEY: source
<223> OTHER INFORMATION: /note="Description of Artificial Sequence:
Synthetic oligonucleotide"

<400> SEQUENCE: 664

gaccaauaua aacaauuaaa cca 23

<210> SEQ ID NO 665
<211> LENGTH: 23
<212> TYPE: RNA
<213> ORGANISM: Artificial Sequence
<220> FEATURE:
<221> NAME/KEY: source
<223> OTHER INFORMATION: /note="Description of Artificial Sequence:
Synthetic oligonucleotide"

<400> SEQUENCE: 665

guguggagaa aacaaccuaa aug 23

<210> SEQ ID NO 666
<211> LENGTH: 23
<212> TYPE: RNA
<213> ORGANISM: Artificial Sequence
<220> FEATURE:
<221> NAME/KEY: source
<223> OTHER INFORMATION: /note="Description of Artificial Sequence:
Synthetic oligonucleotide"

<400> SEQUENCE: 666

ugaacucaac ucaaaacuug aaa 23

<210> SEQ ID NO 667
<211> LENGTH: 23
<212> TYPE: RNA
<213> ORGANISM: Artificial Sequence
<220> FEATURE:
<221> NAME/KEY: source
<223> OTHER INFORMATION: /note="Description of Artificial Sequence:
Synthetic oligonucleotide"

<400> SEQUENCE: 667

aaaauguuca caauuaagcu ccu 23

<210> SEQ ID NO 668
<211> LENGTH: 23
<212> TYPE: RNA
<213> ORGANISM: Artificial Sequence
<220> FEATURE:
<221> NAME/KEY: source
<223> OTHER INFORMATION: /note="Description of Artificial Sequence:
Synthetic oligonucleotide"

<400> SEQUENCE: 668

aagcagaauu aaauacugua uua 23

<210> SEQ ID NO 669
<211> LENGTH: 23
<212> TYPE: RNA
<213> ORGANISM: Artificial Sequence
<220> FEATURE:

-continued

```

<221> NAME/KEY: source
<223> OTHER INFORMATION: /note="Description of Artificial Sequence:
Synthetic oligonucleotide"

<400> SEQUENCE: 669

guugaaugaa auaagaaaug uaa                                     23

<210> SEQ ID NO 670
<211> LENGTH: 23
<212> TYPE: RNA
<213> ORGANISM: Artificial Sequence
<220> FEATURE:
<221> NAME/KEY: source
<223> OTHER INFORMATION: /note="Description of Artificial Sequence:
Synthetic oligonucleotide"

<400> SEQUENCE: 670

acuacauaua aacuacaagu caa                                     23
    
```

We claim:

1. A double-stranded ribonucleic acid (dsRNA) for inhibiting expression of angiotensin-like 3 (ANGPTL3), wherein said dsRNA comprises a sense strand and an antisense strand, the antisense strand comprising a region of complementarity which comprises at least 15 contiguous nucleotides differing by no more than 3 nucleotides from any one of the antisense nucleotide sequences listed in any one of Tables 2A, 2B, 4A, 4B, 5, 7A, 7B, 7C, 8A, 8B, 10A, 10B, 13A, 13B, 14, 15A, and 15B.

2. The dsRNA of claim 1, wherein the sense and antisense strands comprise nucleotide sequences selected from the group consisting of

- (SEQ ID NO: 14)
5'-GAAUUGUCACUUGAACUCA-3'
- (SEQ ID NO: 15)
5'-UTGAGUUCAGTGACAUUUCUU-3',
- (SEQ ID NO: 16)
5'-GAAUATGUGACUUGAACUCA-3'
- (SEQ ID NO: 17)
5'-UUGAGUUCAGUGACAUUUCUU-3',
- (SEQ ID NO: 18)
5'-AUUAAGCUGCUUCUUUAUU-3'
- (SEQ ID NO: 19)
5'-AAUAAAAAGAGGAGCUAAUUG-3',
- (SEQ ID NO: 20)
5'-ACAUUUUGAUCAGUCUUUU-3'
- (SEQ ID NO: 21)
5'-AAAAAGACUGAUCAAAUAUGUUG-3',
- (SEQ ID NO: 22)
5'-UGUCACUUGAACUCAACUCA-3'
- (SEQ ID NO: 23)
5'-UUGAGUUGAGUUCAGUGACUA-3',
- (SEQ ID NO: 24)
5'-AACUAACUAACUAAUUCAAA-3'
- (SEQ ID NO: 25)

-continued

- 5'-UUUGAAUUAAGUUAGUUAGUUGC-3',
(SEQ ID NO: 26)
- 5'-UCACAAUUAAGCUCCUUCUUU-3'
(SEQ ID NO: 27)
- 5'-AAAGAAGGAGCUUAAUUGUGAAC-3',
(SEQ ID NO: 28)
- 5'-GAGCAACUAACUAAUUAUU-3'
(SEQ ID NO: 29)
- 5'-AAUUAAGUUAGUUAGUUGCUCUU-3',
(SEQ ID NO: 30)
- 5'-UUAUUGUCCUCUAGUUUUU-3'
(SEQ ID NO: 31)
- 5'-AAAUAACUAGAGGAACAAUAAA-3',
(SEQ ID NO: 32)
- 5'-AUUAAGCUCUUCUUUUUAUU-3'
(SEQ ID NO: 33)
- 5'-AAUAAAAAGAGGAGCUAAUUG-3',
(SEQ ID NO: 34)
- 5'-GAAUUGUCACUUGAACUCA-3'
(SEQ ID NO: 35)
- 5'-UUGAGUUCAGUGACAUUUCUU-3',
(SEQ ID NO: 36)
- 5'-CAACAUAUUUGAUCAGUCUUU-3'
(SEQ ID NO: 37)
- 5'-AAAGACUGAUCAAUUAUGUUGAG-3',
and
(SEQ ID NO: 38)
- 5'-CUCCAUAGUGAAGCAAUCUA-3'
(SEQ ID NO: 39)
- 5'-UUAGAUGCUUCACUAUGGAGUA-3'.

3. The dsRNA of claim 1 or 2, wherein no more than four of the nucleotides of the sense strand are unmodified nucleotides; wherein no more than six of the nucleotides of the antisense strand are unmodified nucleotides; wherein all of

the nucleotides of the sense strand are modified nucleotides; or wherein all of the nucleotides of the antisense strand are modified nucleotides.

4. The dsRNA of claim 1, further comprising at least one phosphorothioate internucleotide linkage.

5. The dsRNA of claim 1, wherein the region of complementarity is at least 17 nucleotides in length; 19-23 nucleotides in length; or 19 nucleotides in length.

6. The dsRNA of claim 1, wherein each strand is no more than 30 nucleotides in length.

7. The dsRNA of claim 1, wherein at least one strand comprises a 3' overhang of at least 1 nucleotide; or at least 2 nucleotides.

8. The dsRNA of claim 1, further comprising a ligand.

9. The dsRNA of claim 8, wherein the ligand is conjugated to the 3' end of the sense strand of the dsRNA.

10. The dsRNA of claim 9, wherein the ligand is an N-acetylgalactosamine (GalNAc) derivative.

11. The dsRNA of claim 10, wherein the ligand is

each N_a , N_b , N_a' and N_b' independently represents an oligonucleotide sequence comprising 0-25 nucleotides which are either modified or unmodified or combinations thereof, each sequence comprising at least two differently modified nucleotides;

YYY and Y'Y'Y' each independently represent one motif of three identical modifications on three consecutive nucleotides;

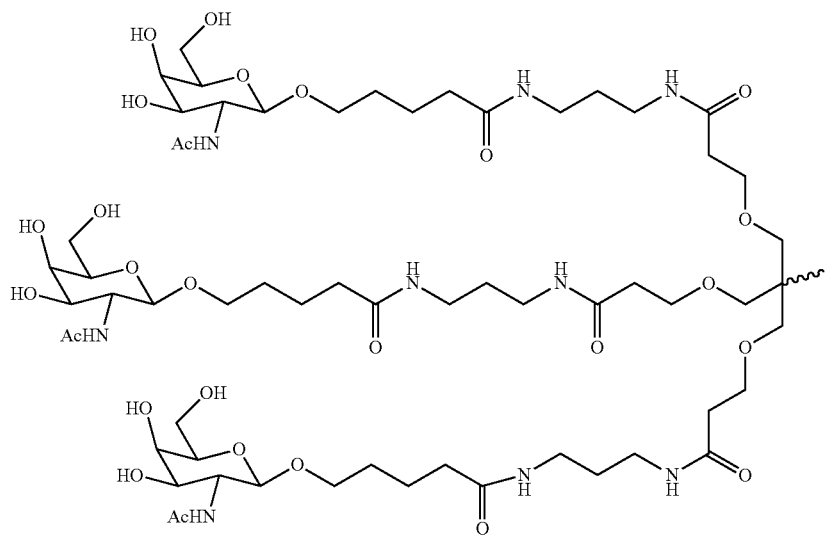
wherein the sense strand comprises no more than 4 2'-fluoro modifications;

wherein the antisense strand comprises no more than 6 2'-fluoro modifications;

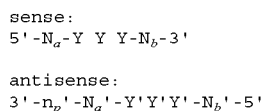
wherein the sense strand and the antisense strand each independently comprise two phosphorothioate linkages at the 5'-terminus; and

wherein the sense strand is conjugated to at least one ligand.

13. The dsRNA of claim 12, wherein the YYY motif occurs at or near the cleavage site of the sense strand.



12. A double-stranded ribonucleic acid (dsRNA) for inhibiting expression of angiopoietin-like 3 (ANGPTL3) in a cell, wherein said dsRNA comprises a sense strand complementary to an antisense strand, wherein said antisense strand comprises a region complementary to SEQ ID NO:2, wherein each strand is about 14 to about 30 nucleotides in length, and wherein said double-stranded RNA agent is represented by formula (Me):



wherein:

n_p ' is a 2 nucleotide overhang and each nucleotide within n_p ' is linked to a neighboring nucleotide via a phosphorothioate linkage;

14. The dsRNA of claim 12, wherein the double-stranded region is 15-30 nucleotide pairs in length; 17-23 nucleotide pairs in length; 17-25 nucleotide pairs in length; 23-27 nucleotide pairs in length; 19-21 nucleotide pairs in length; or 21-23 nucleotide pairs in length.

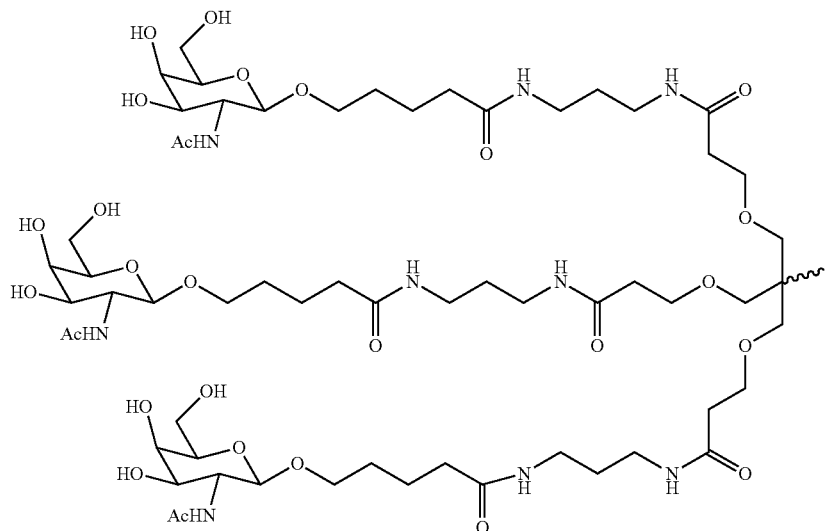
15. The dsRNA of claim 12, wherein each strand has 15-30 nucleotides; or 19-30 nucleotides.

16. The dsRNA of claim 12, wherein the sense strand comprises no more than 3 2'-fluoro modifications; or no more than 2 2'-fluoro modifications.

17. The dsRNA of claim 12, wherein the antisense strand comprises no more than 5 2'-fluoro modifications; no more than 4 2'-fluoro modifications; no more than 3 2'-fluoro modifications; or no more than 2 2'-fluoro modifications.

18. The dsRNA of claim 12, wherein the ligand is one or more GalNAc derivatives attached through a monovalent, a bivalent, or a trivalent branched linker.

19. The dsRNA of claim 12, wherein the ligand is



20. The dsRNA of claim 12, wherein the ligand is attached to the 3' end of the sense strand.

21. The dsRNA of claim 12, wherein said RNAi agent is selected from the group of RNAi agents listed in any one of Tables 2A, 2B, 4A, 4B, 5, 7A, 7B, 7C, 8A, 8B, 10A, 10B, 13A, 13B, 14, 15A, and 15B.

22. A cell containing the dsRNA of claim 1 or 12.

23. A pharmaceutical composition for inhibiting expression of an ANGPTL3 gene comprising the dsRNA of claim 1 or 12.

24. A method of inhibiting ANGPTL3 expression in a cell, the method comprising:

- (a) contacting the cell with the dsRNA of claim 1 or 12; and
- (b) maintaining the cell produced in step (a) for a time sufficient to obtain degradation of the mRNA transcript

of an ANGPTL3 gene, thereby inhibiting expression of the ANGPTL3 gene in the cell.

25. The method of claim 24, wherein said cell is within a subject.

26. The method of claim 25, wherein the subject is a human.

27. The method of claim 26, wherein the human subject suffers from a disorder of lipid metabolism.

28. A method of treating a subject having a disorder that would benefit from a reduction in ANGPTL3 expression, comprising administering to the subject a therapeutically effective amount of the dsRNA of claim 1 or 12, thereby treating said subject.

* * * * *