

(12) **United States Patent**
Ono et al.

(10) **Patent No.:** **US 10,739,860 B2**
(45) **Date of Patent:** **Aug. 11, 2020**

(54) **HAPTIC-FEEDBACK PRESENTING APPARATUS, HAPTIC-FEEDBACK PRESENTING SYSTEM, AND HAPTIC-FEEDBACK PRESENTING METHOD**

(71) Applicants: **SONY CORPORATION**, Tokyo (JP); **SONY MOBILE COMMUNICATIONS INC.**, Tokyo (JP)

(72) Inventors: **Akira Ono**, Kanagawa (JP); **Ryo Yokoyama**, Tokyo (JP); **Tetsuya Naruse**, Kanagawa (JP); **Mikio Takenaka**, Kanagawa (JP); **Ryosuke Murakami**, Tokyo (JP); **Hideaki Hayashi**, Aichi (JP); **Mioko Ambe**, Tokyo (JP); **Ryosuke Takeuchi**, Saitama (JP); **Kazutoshi Ohno**, Kanagawa (JP); **Seiji Muramatsu**, Saitama (JP); **Tetsuya Takahashi**, Kanagawa (JP)

(73) Assignee: **Sony Corporation**, Tokyo (JP)

(*) Notice: Subject to any disclaimer, the term of this patent is extended or adjusted under 35 U.S.C. 154(b) by 0 days.

(21) Appl. No.: **16/324,472**

(22) PCT Filed: **Jun. 19, 2017**

(86) PCT No.: **PCT/JP2017/022508**

§ 371 (c)(1),

(2) Date: **Feb. 8, 2019**

(87) PCT Pub. No.: **WO2018/034054**

PCT Pub. Date: **Feb. 22, 2018**

(65) **Prior Publication Data**

US 2019/0171294 A1 Jun. 6, 2019

(30) **Foreign Application Priority Data**

Aug. 19, 2016 (JP) 2016-161028

(51) **Int. Cl.**
G06F 3/01 (2006.01)
G06F 3/041 (2006.01)
(Continued)

(52) **U.S. Cl.**
CPC **G06F 3/016** (2013.01); **G06F 3/041** (2013.01); **G09B 21/00** (2013.01); **G09B 21/003** (2013.01);
(Continued)

(58) **Field of Classification Search**
CPC G06F 3/016; G06F 3/041; G09B 21/00; G09B 21/003; G09B 21/006; G09B 29/00; G09B 29/007; G09B 29/10
See application file for complete search history.

(56) **References Cited**

U.S. PATENT DOCUMENTS

8,280,404 B1 * 10/2012 Roskind H04W 4/026 455/456.1
2008/0045156 A1 * 2/2008 Sakhpara G01N 33/0063 455/67.11

(Continued)

FOREIGN PATENT DOCUMENTS

JP 2004-309962 A 11/2004
JP 2005-321324 A 11/2005

(Continued)

OTHER PUBLICATIONS

International Search Report and Written Opinion issued in connection with International Patent Application No. PCT/JP2017/022508, dated Aug. 22, 2017. (9 pages).

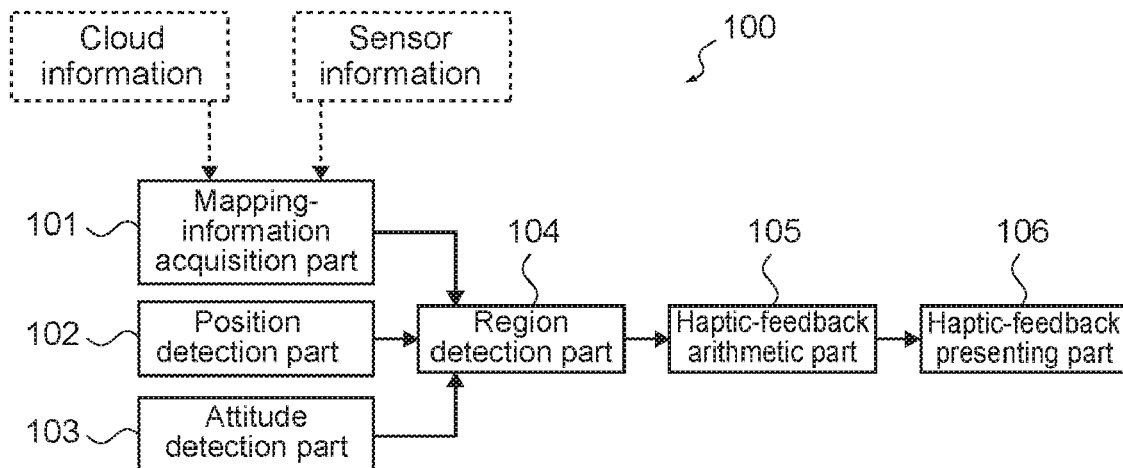
Primary Examiner — Hong Zhou

(74) *Attorney, Agent, or Firm* — K&L Gates LLP

(57) **ABSTRACT**

[Object] An object of the present technology is to provide a haptic-feedback presenting apparatus, a haptic-feedback presenting system, and a haptic-feedback presenting method capable of presenting information mapped in space without vision and audition.

(Continued)



[Solving Means] A haptic-feedback presenting apparatus according to the present technology includes a mapping-information acquisition part, a region detection part, and a haptic-feedback arithmetic part. The mapping-information acquisition part acquires mapping information that is information mapped in space. The region detection part sets a detection-target region, and determines whether or not the mapping information included in the detection-target region is a threshold or more. The haptic-feedback arithmetic part calculates a haptic feedback to be presented to a user on the basis of a determination result from the region detection part.

8 Claims, 8 Drawing Sheets

- (51) **Int. Cl.**
- G09B 29/10** (2006.01)
- G09B 21/00** (2006.01)
- G09B 29/00** (2006.01)

- (52) **U.S. Cl.**
- CPC **G09B 21/006** (2013.01); **G09B 29/00** (2013.01); **G09B 29/007** (2013.01); **G09B 29/10** (2013.01)

(56) **References Cited**

U.S. PATENT DOCUMENTS

2012/0310536	A1	12/2012	Katayama et al.	
2013/0306840	A1*	11/2013	Kaletsch	G01T 1/16 250/208.1
2016/0335876	A1*	11/2016	Verma	G01S 11/06
2017/0038088	A1*	2/2017	Korber	F24F 3/16
2017/0097681	A1	4/2017	Ono et al.	

FOREIGN PATENT DOCUMENTS

JP		2011-215929	A	10/2011
WO		2014/049399	A1	4/2014
WO		2015/151380	A1	10/2015

* cited by examiner

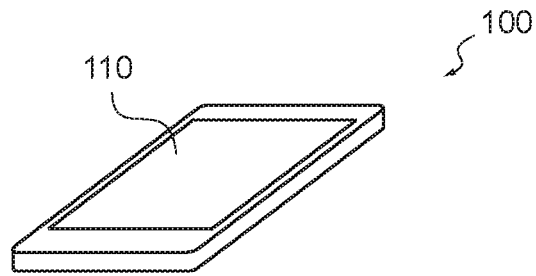


FIG. 1

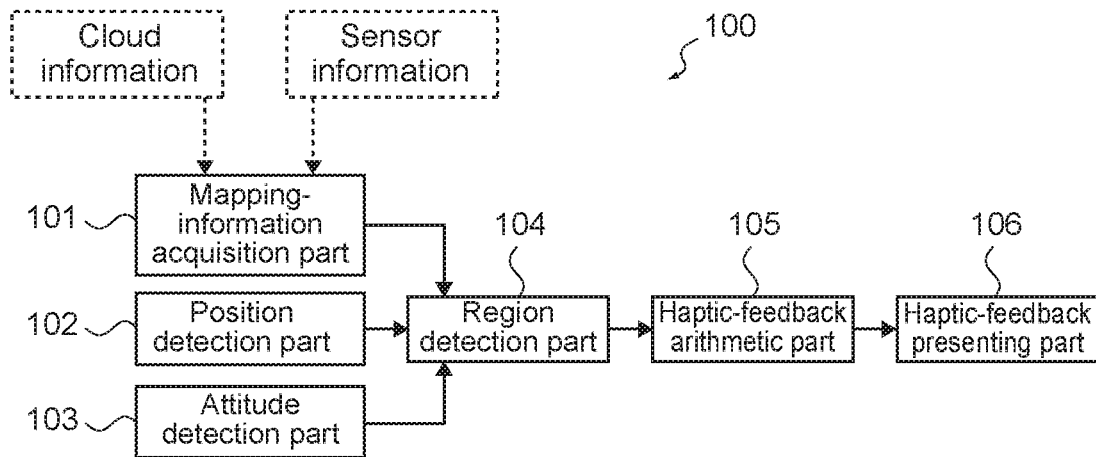


FIG. 2

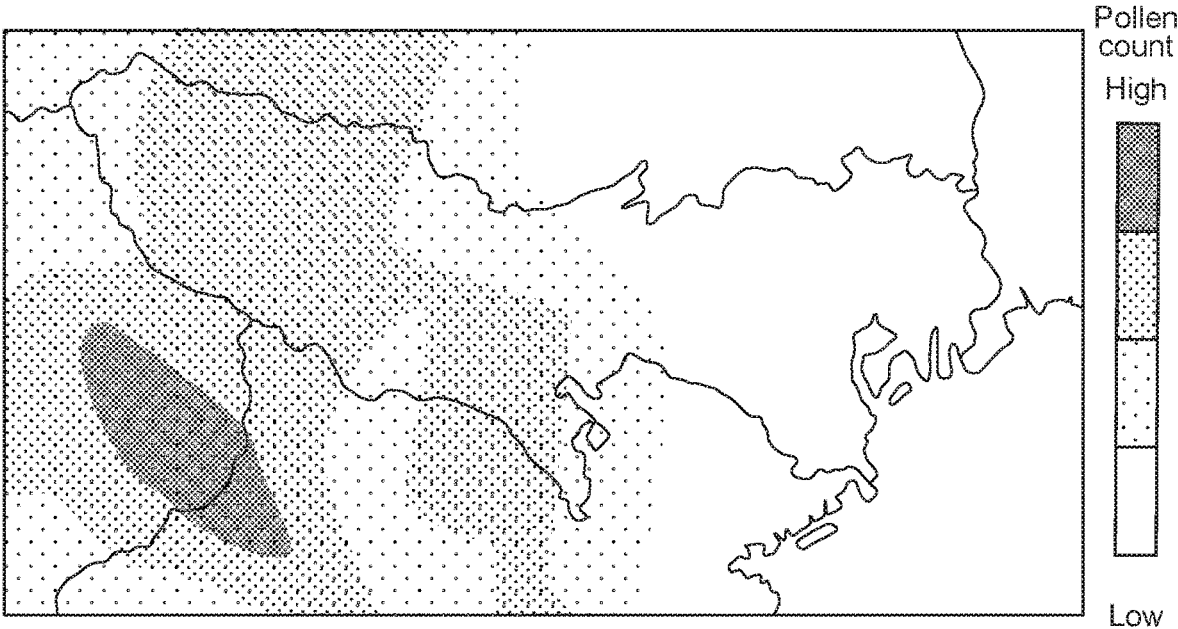


FIG.3

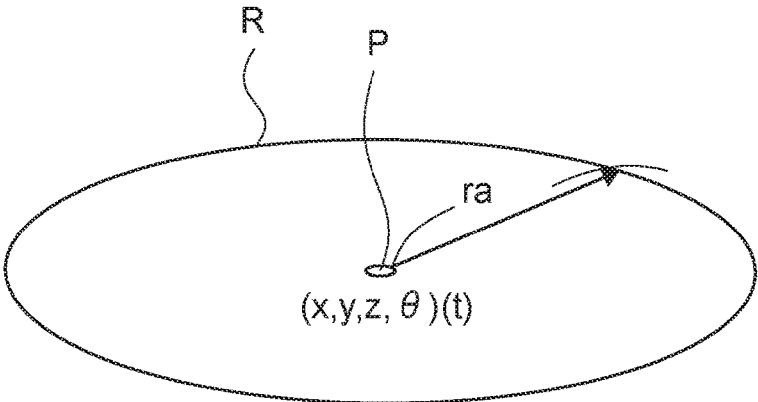


FIG.4

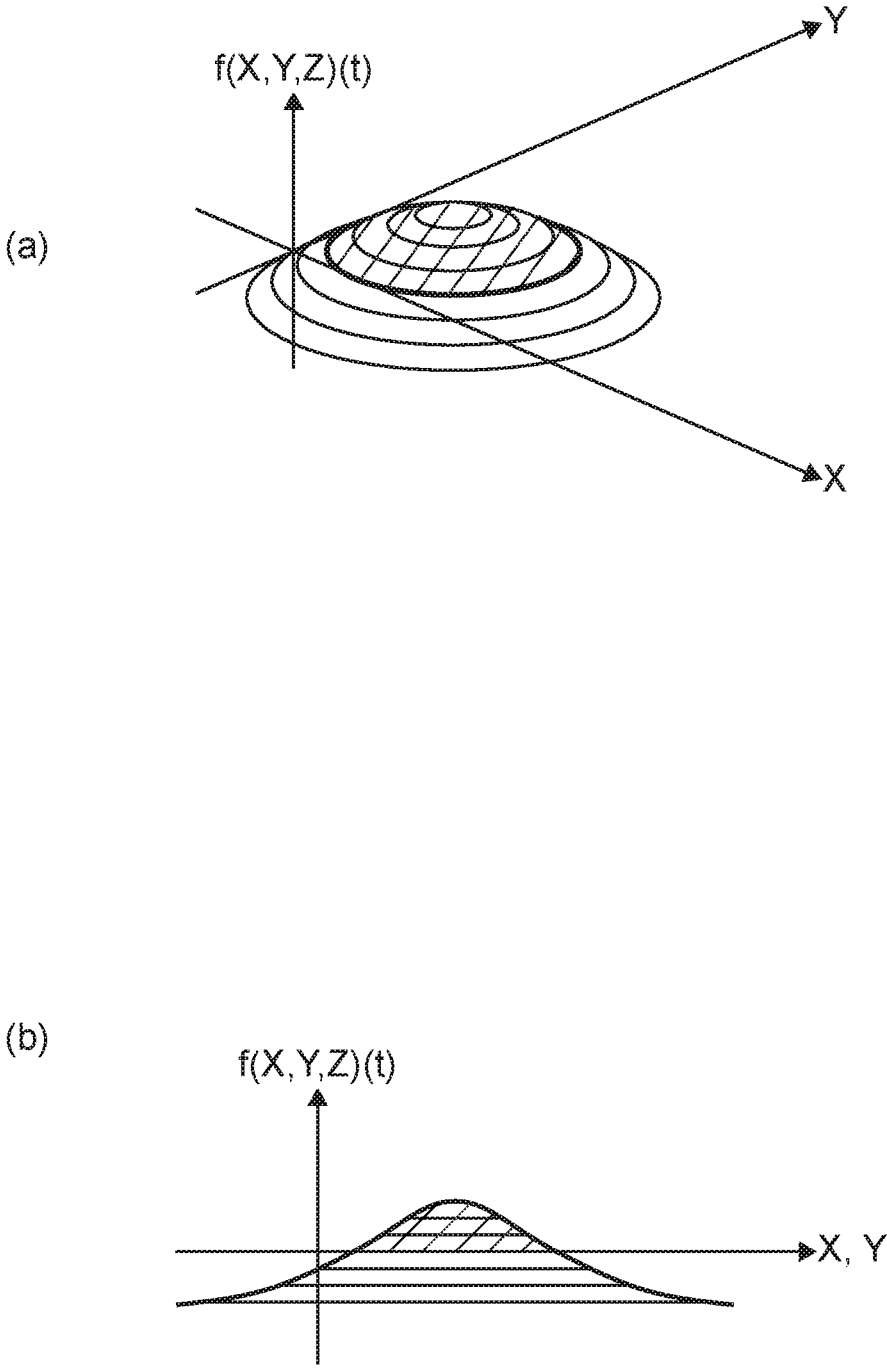


FIG.5

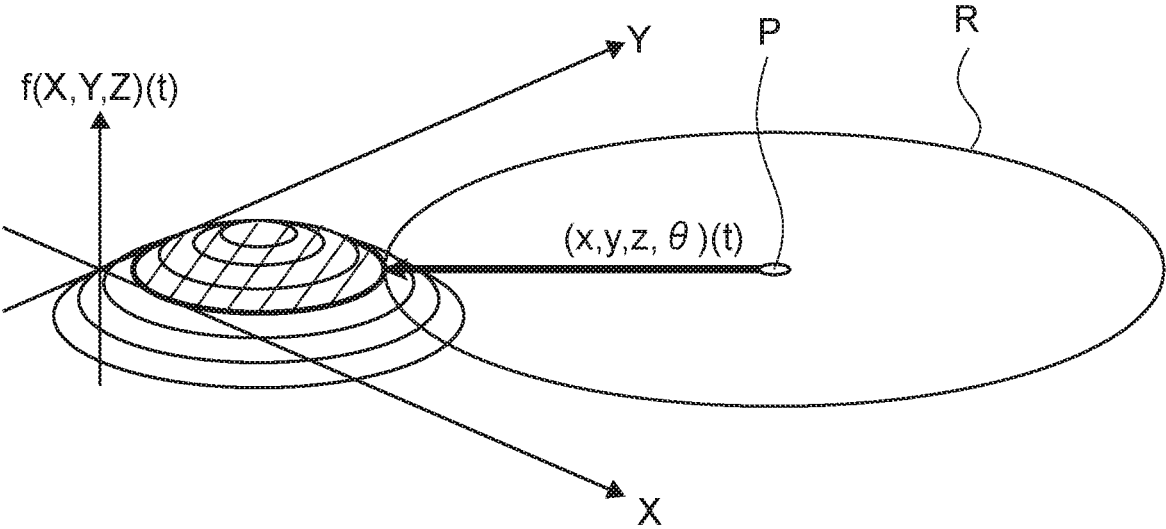


FIG.6

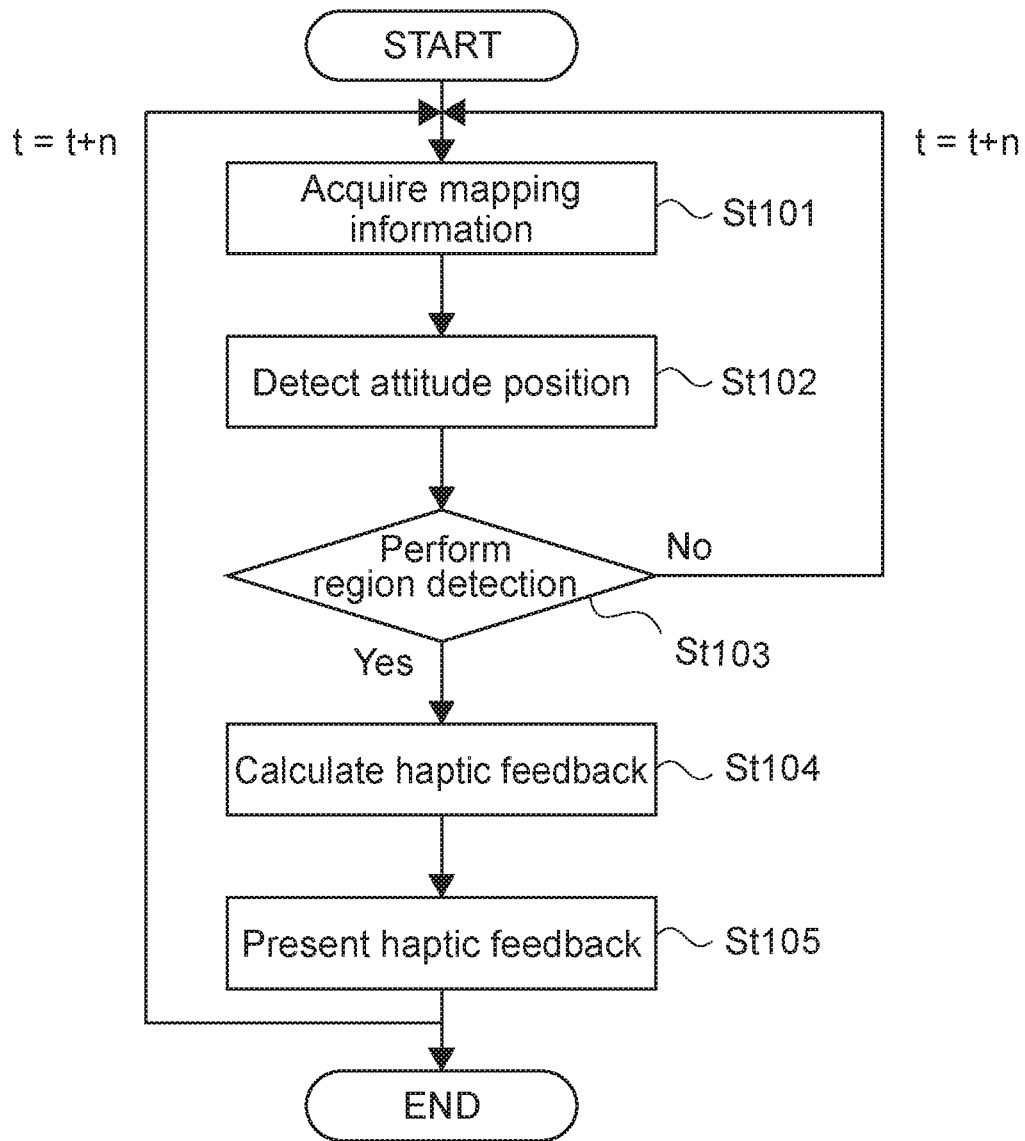


FIG. 7

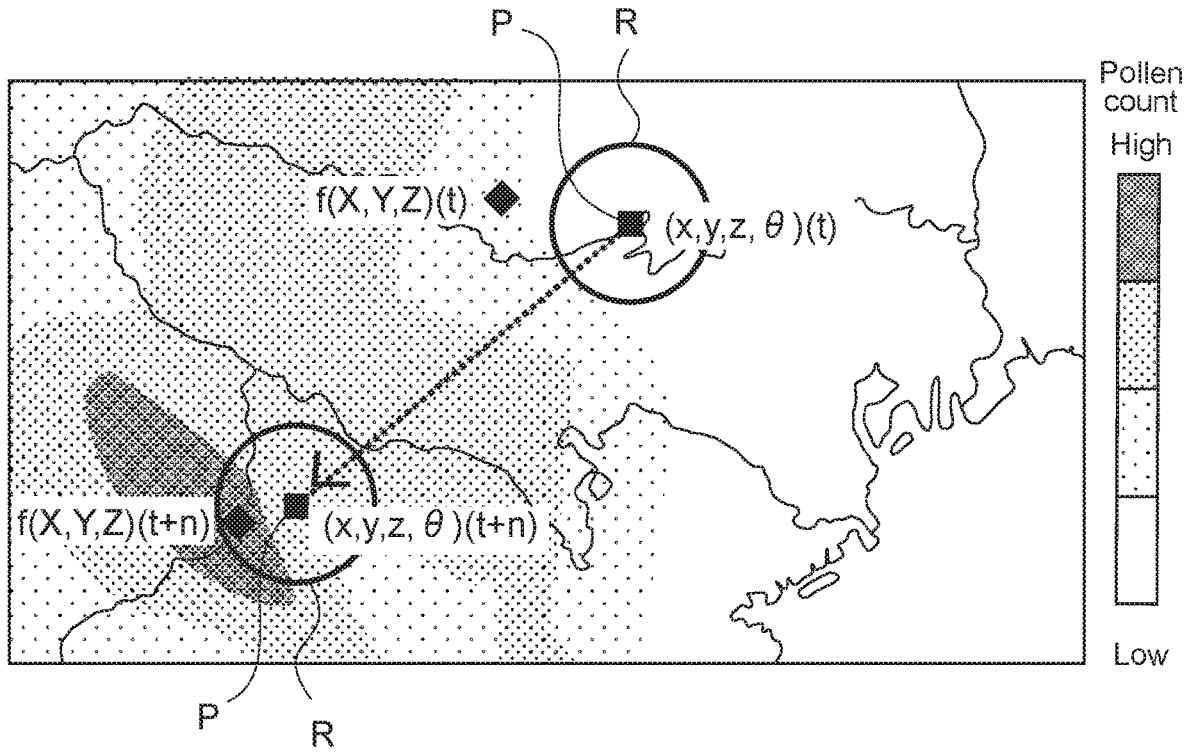


FIG. 8

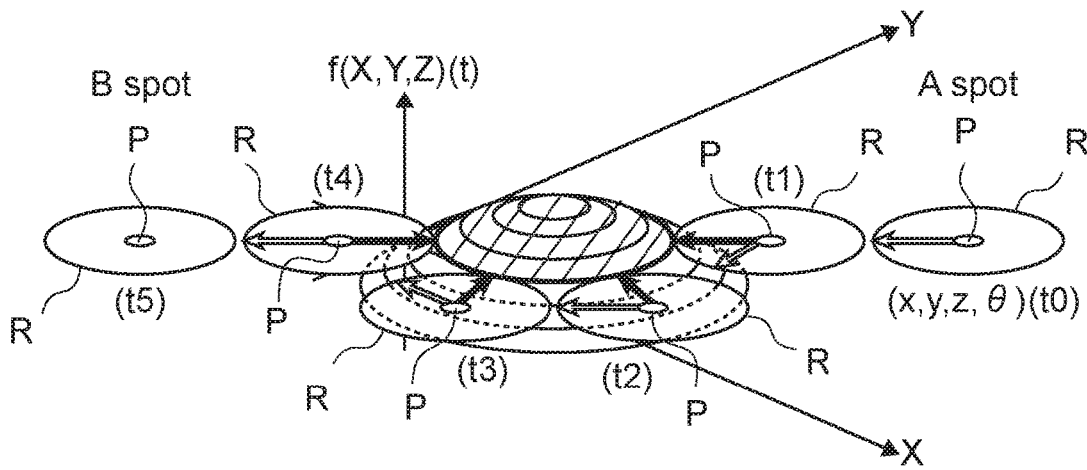


FIG. 9

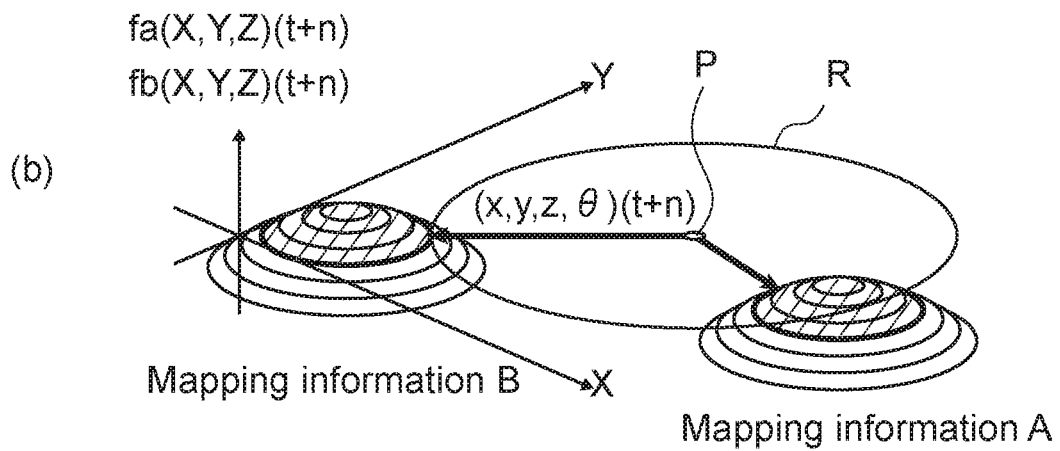
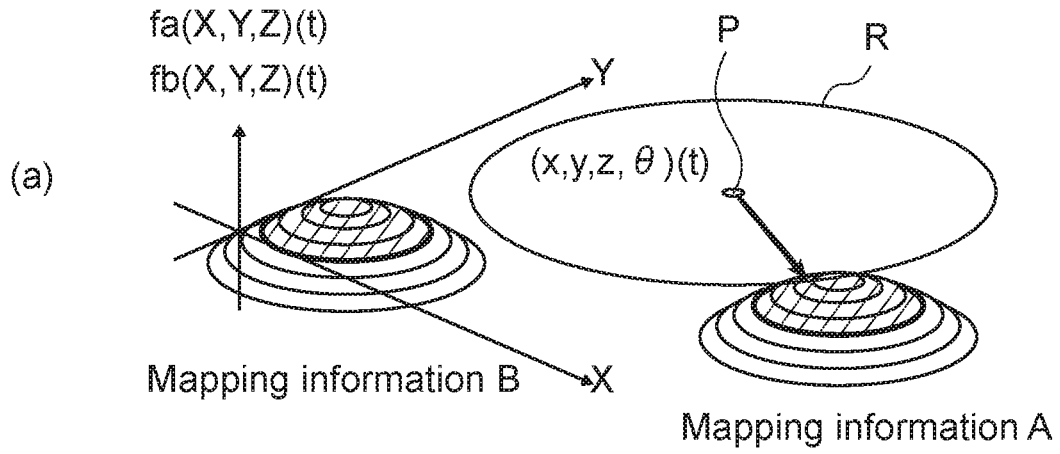


FIG.10

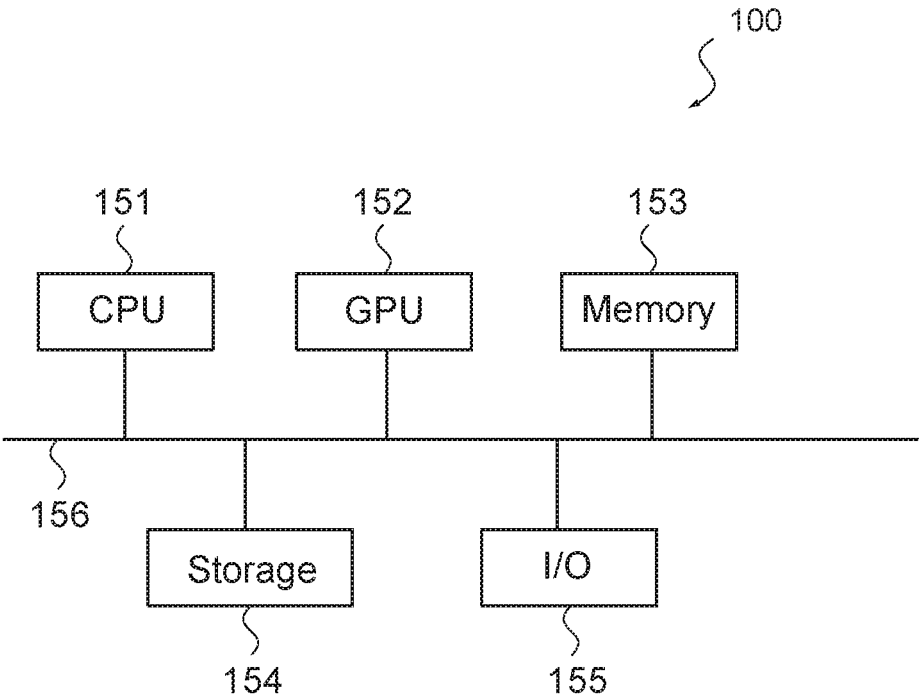


FIG.11

1

**HAPTIC-FEEDBACK PRESENTING
APPARATUS, HAPTIC-FEEDBACK
PRESENTING SYSTEM, AND
HAPTIC-FEEDBACK PRESENTING
METHOD**

CROSS-REFERENCE TO RELATED
APPLICATIONS

The present application claims the benefit of International Application No. PCT/JP2017/022508, filed Jun. 19, 2017, which claims priority to Japanese Application No. 2016-161028, filed Aug. 19, 2016, the disclosures of which are incorporated herein by reference.

BACKGROUND

The present technology relates to a haptic-feedback presenting apparatus, a haptic-feedback presenting system, and a haptic-feedback presenting method presenting information to a user by a haptic feedback.

In recent years, instead of information transmission means in the past such as vision and audition, information transmission by a haptic feedback has been developed. For example, in Patent Literature 1, a haptic-feedback transmission apparatus for transmitting a solid object formed in virtual space to a user by the haptic feedback is disclosed.

Moreover, a technology reconstructing a predetermined environment as an object of information transmission has been developed. For example, in Patent Literature 2, an output control technology of environment information extracting characteristics in various environments in a remote place as environment information, and outputting the characteristics to a predetermined space equipment is disclosed.

SUMMARY

Technical Problem

In Patent Literature 1, the solid object formed in the virtual space is assumed to have an object shape including a surface texture. Moreover, in Patent Literature 2, an environment technology is an image, sound, a wind direction, a wind speed, or the like. On the other hand, if it is possible that information mapped in space is presented without vision and audition, it will be convenient.

In view of the above-mentioned circumstances, it is an object of the present technology to provide a haptic-feedback presenting apparatus, a haptic-feedback presenting system, and a haptic-feedback presenting method capable of presenting information mapped in space without vision and audition.

Solution to Problem

In order to attain the above-mentioned object, a haptic-feedback presenting apparatus according to an embodiment of the present technology includes a mapping-information acquisition part, a region detection part, and a haptic-feedback arithmetic part.

The mapping-information acquisition part acquires mapping information that is information mapped in space.

The region detection part sets a detection-target region, and determines whether or not the mapping information included in the detection-target region is a threshold or more.

2

The haptic-feedback arithmetic part calculates a haptic feedback to be presented to a user on the basis of a determination result from the region detection part.

According to the configuration, the haptic-feedback arithmetic part calculates the haptic feedback to be presented to the user depending on the determination result showing whether or not the mapping information included in the detection-target region (for example, scattered pollen count) is the threshold or more. Due to this, the user may grasp by the haptic feedback presented by the haptic-feedback presenting apparatus that the mapping information in the detection-target region is the threshold or more.

The haptic-feedback arithmetic part may present the haptic feedback to the user in a case that the mapping information included in the detection-target region is the threshold or more, and may present no haptic feedback to the user in a case that the mapping information included in the detection-target region is less than the threshold.

According to the configuration, in the case that the mapping information included in the detection-target region is less than the threshold, no haptic feedback is presented to the user. As a result, in a case that the mapping information has a little influence, the user does not have to mind the mapping information.

The haptic-feedback arithmetic part may calculate the present haptic feedback to be presented to the user depending on a difference between the mapping information that is included in the detection-target region and is the threshold or more, and the threshold.

According to the configuration, the haptic feedback (amplitude, frequency, oscillation pattern, or the like) presented to the user is determined by a size of the mapping information, and as a result, the user may grasp the size of the mapping information by the haptic feedback.

The haptic-feedback presenting apparatus may further include

a position detection part detecting a position of the haptic-feedback presenting apparatus, and

the haptic-feedback arithmetic part may determine a predetermined region, a center of which is the position of the haptic-feedback presenting apparatus, as the detection-target region.

According to the configuration, the detection-target region may be determined as the predetermined region, the center of which is the haptic-feedback presenting apparatus.

The haptic-feedback presenting apparatus may further include an attitude detection part detecting an attitude of the haptic-feedback presenting apparatus, and

the haptic-feedback arithmetic part may calculate the haptic feedback to be presented to the user on the basis of the mapping information that is included in the detection-target region and is the threshold or more, and the attitude of the haptic-feedback presenting apparatus.

According to the configuration, a direction of the mapping information with respect to the haptic-feedback presenting apparatus may be calculated from the attitude of the haptic-feedback presenting apparatus, and the haptic feedback depending on the direction of the mapping information may be presented to the user.

The haptic-feedback presenting apparatus may further include a haptic-feedback presenting part producing an oscillation that causes the user to feel that the haptic-feedback presenting apparatus is pulled in a predetermined direction, and

the haptic-feedback arithmetic part may determine the predetermined direction on the basis of a direction of the mapping information with respect to the haptic-feedback

presenting apparatus and the attitude of the haptic-feedback presenting apparatus in a case that the mapping information included in the detection-target region is the threshold or more.

According to the configuration, the direction of the mapping information that is included in the detection-target region and is the threshold or more may be presented to the user by causing the user to feel (haptic feedback) that the haptic-feedback presenting apparatus is pulled in the predetermined direction.

The haptic-feedback arithmetic part may determine the direction of the mapping information with respect to the haptic-feedback presenting apparatus as the predetermined direction.

According to the configuration, the haptic feedback that the user moves in the direction of the mapping information that is included in the detection-target region and is the threshold or more is presented to the user, and as a result, the user may grasp the direction of the mapping information that is the threshold or more by the haptic feedback.

The haptic-feedback arithmetic part may determine a direction in which the mapping information included in the detection-target region is less than the threshold as the predetermined direction.

According to the configuration, the haptic feedback that the user moves in the direction in which the mapping information is less than the threshold is presented to the user, the user may avoid a direction in which the mapping information is the threshold or more by the haptic feedback.

The mapping information may include first mapping information and second mapping information, and

the haptic-feedback arithmetic part may calculate a first haptic feedback as the haptic feedback to be presented to the user in a case that the first mapping information included in the detection-target region is the threshold or more, and may calculate a second haptic feedback as the haptic feedback to be presented to the user in a case that the second mapping information included in the detection-target region is the threshold or more.

According to the configuration, the user may recognize that which of a plurality of types of mapping information (for example, scattered pollen count and ultraviolet-ray amount) is the threshold or more by a type of the haptic feedback.

In order to attain the above-mentioned object, a haptic-feedback presenting system according to an embodiment of the present technology includes a mapping-information acquisition part, a region detection part, and a haptic-feedback arithmetic part. The mapping-information acquisition part acquires mapping information that is information mapped in space.

The region detection part sets a detection-target region, and determines whether or not the mapping information included in the detection-target region is a threshold or more.

The haptic-feedback arithmetic part calculates a haptic feedback to be presented to a user on the basis of a determination result from the region detection part.

In order to attain the above-mentioned object, in a haptic-feedback presenting method according to an embodiment of the present technology, a mapping-information acquisition part acquires mapping information that is information mapped in space.

In the method, a region detection part sets a detection-target region, and determines whether or not the mapping information included in the detection-target region is a threshold or more.

In the method, a haptic-feedback arithmetic part calculates a haptic feedback to be presented to a user on the basis of a determination result from the region detection part.

Advantageous Effects of Invention

As described above, according to the present technology, a haptic-feedback presenting apparatus, a haptic-feedback presenting system, and a haptic-feedback presenting method capable of presenting information mapped in space without vision and audition may be provided. Note that the effects described above are not limitative, but any effect described in the present disclosure may be produced.

BRIEF DESCRIPTION OF DRAWINGS

FIG. 1 A perspective view showing a haptic-feedback presenting apparatus according to an embodiment of the present technology.

FIG. 2 A block diagram showing a functional configuration of the haptic-feedback presenting apparatus.

FIG. 3 An example of mapping information acquired by a mapping-information acquisition part included in the haptic-feedback presenting apparatus.

FIG. 4 A diagram schematically showing a detection-target region set by a region detection part included in the haptic-feedback presenting apparatus.

FIG. 5 An example of the mapping information acquired by the mapping-information acquisition part included in the haptic-feedback presenting apparatus.

FIG. 6 A diagram schematically showing region detection by the region detection part included in the haptic-feedback presenting apparatus.

FIG. 7 A flowchart showing an operation of the haptic-feedback presenting apparatus.

FIG. 8 A diagram schematically showing an operation of a haptic-feedback arithmetic part included in the haptic-feedback presenting apparatus.

FIG. 9 A diagram schematically showing an operation of the haptic-feedback arithmetic part included in the haptic-feedback presenting apparatus.

FIG. 10 A diagram schematically showing an operation of the haptic-feedback arithmetic part included in the haptic-feedback presenting apparatus.

FIG. 11 A block diagram showing a hardware configuration of the haptic-feedback presenting apparatus.

DETAILED DESCRIPTION

[Configuration of Haptic-Feedback Presenting Apparatus]

FIG. 1 is a perspective view showing a haptic-feedback presenting apparatus 100 according to the present embodiment. The haptic-feedback presenting apparatus 100 may be a mobile apparatus such as a smartphone, a tablet PC, or a head mount display capable of realizing a functional configuration described below. Hereinafter, the haptic-feedback presenting apparatus 100 will be a smartphone and be described.

As shown in FIG. 1, the haptic-feedback presenting apparatus 100 includes a display 110. Furthermore, the haptic-feedback presenting apparatus 100 may include a button and the like that are not shown.

FIG. 2 is a block diagram showing the functional configuration of the haptic-feedback presenting apparatus 100. As shown in FIG. 2, the haptic-feedback presenting apparatus 100 includes a mapping-information acquisition part 101, a position detection part 102, an attitude detection part

103, a region detection part **104**, a haptic-feedback arithmetic part **105**, and a haptic-feedback presenting part **106** as the functional configuration.

The mapping-information acquisition part **101** acquires mapping information. The mapping information is information related to a particular position in space or on a plane. FIG. 3 is an example of the mapping information, and shows a scattered pollen count on each spot at a specific time point.

Furthermore, examples of the mapping information include a density of an environment such as a radio wave intensity, rain, dust, radioactivity, an ultraviolet ray, an amount of solar radiation, and quantity of airflow, a density of a thing such as congestion in a train and a running position of a train, a density of human such as crowding of human, a place, line of sight, and conversation, a density of a feeling such as an upsurge, exaltation, and a calm, and the like.

As shown in FIG. 2, the mapping-information acquisition part **101** may acquire the mapping information from cloud information via a network, and may acquire the mapping information from an output from a sensor included in the haptic-feedback presenting apparatus **100**. Furthermore, the mapping-information acquisition part **101** may also acquire the mapping information by various means. The mapping-information acquisition part **101** supplies the acquired mapping information to the region detection part **104**.

The position detection part **102** detects a position of the haptic-feedback presenting apparatus **100**. The position detection part **102** may detect the position of the haptic-feedback presenting apparatus **100** by using the GPS (Global Positioning System). Moreover, the position detection part **102** may also detect the position of the haptic-feedback presenting apparatus **100** by using Wi-Fi or the like. The position of the haptic-feedback presenting apparatus **100** may be a three-dimensional coordinate (for example, longitude, latitude, and height), and may also be a two-dimensional coordinate (for example, longitude and latitude). The position detection part **102** supplies the detected position of the haptic-feedback presenting apparatus **100** to the region detection part **104**.

The attitude detection part **103** detects an attitude of the haptic-feedback presenting apparatus **100**. The attitude detection part **103** may detect the attitude of the haptic-feedback presenting apparatus **100** by using an output from each of a geomagnetic sensor or an acceleration sensor. The attitude detection part **103** supplies the detected attitude of the haptic-feedback presenting apparatus **100** to the region detection part **104**.

The region detection part **104** sets a detection-target region. FIG. 4 is a diagram schematically showing the detection-target region R. As shown in FIG. 4, the region detection part **104** may determine the inside of a circle having a radius r_a , a center of which is the position P of the haptic-feedback presenting apparatus **100**, as the detection-target region R. The position and the attitude of the haptic-feedback presenting apparatus **100** at a time point (t) are referred to as the attitude position (x,y,z,θ) (t).

The radius r_a is not particularly limited, and a user may set the radius r_a . Alternatively, the region detection part **104** may determine the radius r_a depending on a type of the mapping information or the like. Moreover, the detection-target region R may not necessarily have a circular shape. Furthermore, the detection-target region R may not be a region in which the haptic-feedback presenting apparatus **100** is a center thereof. Alternatively, the detection-target region R may be a region in which a specific spot appointed by the user or the region detection part **104** is a center thereof.

The region detection part **104** further determines whether or not the mapping information included in the detection-target region R is a threshold or more. FIG. 5 is a diagram schematically showing the $f(X,Y,Z)$ (t), which shows the mapping information on the position (X,Y,Z) at the time point (t).

The threshold is a particular value appointed by the user or a preset particular value. In FIGS. 5 (a) and (b), in a case that the threshold is 0, a region of $f(X,Y,Z)$ (t) ≥ 0 shown by the hatching is a region of the mapping information that is more than the threshold.

FIG. 6 is a diagram schematically showing the detection-target region R and the mapping information. As shown in FIG. 6, the region detection part **104** determines whether or not the mapping information in the detection-target region R is the threshold or more, that is, the mapping information in the detection-target region R satisfies a condition of $f(X,Y,Z)$ (t) ≥ 0 . The region detection part **104** supplies a determination result to the haptic-feedback arithmetic part **105**.

The haptic-feedback arithmetic part **105** calculates a haptic feedback to be presented to the user on the basis of the determination result from the region detection part **104**, and controls the haptic-feedback presenting part **106** to present the calculated haptic feedback.

Specifically, the haptic-feedback arithmetic part **105** presents the haptic feedback to the user in a case that the mapping information included in the detection-target region R is the threshold or more, and is capable of presenting no haptic feedback to the user in a case that the mapping information included in the detection-target region R is less than the threshold.

Moreover, the haptic-feedback arithmetic part **105** may calculate the haptic feedback depending on a size of the mapping information in the detection-target region R or the like. Specifically, the haptic-feedback arithmetic part **105** may intensify the haptic feedback when the mapping information in the detection-target region R is sufficiently more than the threshold, and may weaken the haptic feedback in a case that the mapping information in the detection-target region R is close to the threshold. An intensity of the haptic feedback may be adjusted by an oscillation intensity, an oscillation direction, a frequency, an oscillation pattern, or the like of the haptic-feedback presenting part **106**.

The haptic-feedback presenting part **106** presents the haptic feedback calculated by the haptic-feedback arithmetic part **105** to the user. The haptic-feedback presenting part **106** may be a haptic-feedback presenting device (See WO/2015/151380) capable of causing the user to feel (haptic feedback) that the haptic-feedback presenting apparatus **100** is pulled in a particular direction. Moreover, the haptic-feedback presenting part **106** may be an eccentric motor producing an oscillation by rotation or a linear actuator producing an oscillation by translation. Furthermore, the haptic-feedback presenting part **106** may be capable of presenting the haptic feedback to the user.

The haptic-feedback arithmetic part **105** may calculate a direction in which the haptic feedback is presented depending on a direction of the mapping information with respect to the haptic-feedback presenting apparatus **100**. As shown by an arrow in FIG. 6, the haptic-feedback arithmetic part **105** may, for example, present the direction of the mapping information that is the threshold or more in the detection-target region R to the user by the haptic feedback. Moreover, the haptic-feedback arithmetic part **105** may present a direction different from the direction of the mapping information that is the threshold or more in the detection-target region R

to the user by the haptic feedback on the basis of the direction of the mapping information that is the threshold or more in the detection-target region R. For example, the haptic-feedback arithmetic part **105** may present a direction opposite to the mapping information that is the threshold or more in the detection-target region R to the user.

[Operation of Haptic-Feedback Presenting Apparatus]

An operation of the haptic-feedback presenting apparatus **100** will be described. FIG. 7 is a flowchart showing the operation of the haptic-feedback presenting apparatus **100**.

As shown in FIG. 7, the haptic-feedback presenting apparatus **100** starts the operation thereof, and the mapping-information acquisition part **101** acquires the mapping information $f(X,Y,Z)(t)$ (St**101**).

Subsequently, the position detection part **102** and the attitude detection part **103** detect the attitude position $(x,y,z,\theta)(t)$ of the haptic-feedback presenting apparatus **100** (St**102**).

Subsequently, the region detection part **104** performs region detection (St**103**). In the case that the mapping information included in the detection-target region R is the threshold or more (St**103**: Yes), the haptic-feedback arithmetic part **105** calculates the haptic feedback to be presented to the user (St**104**), and makes the haptic-feedback presenting part **106** present the haptic feedback (St**105**). In the case that the mapping information included in the detection-target region R is less than the threshold (St**103**: No), the haptic-feedback arithmetic part **105** determines no haptic feedback to be presented to the user.

The haptic-feedback arithmetic part **105** may calculate the haptic feedback depending on the size of the mapping information included in the detection-target region R. The haptic-feedback arithmetic part **105** may, for example, intensify the haptic feedback gradually in a case that the size of the mapping information included in the detection-target region R is larger as the detection-target region R moves, and may weaken the haptic feedback in a case that the size of the mapping information included in the detection-target region R is smaller as the detection-target region R moves.

The haptic-feedback presenting apparatus **100** repeats the processing at the time point $(t+n)$ after n seconds from the time point (t) . The haptic-feedback presenting apparatus **100** operates as described above.

FIG. 8 is a diagram schematically showing an operation example of the haptic-feedback presenting apparatus **100**. As shown in FIG. 8, at the time point (t) , the mapping information $f(X,Y,Z)(t)$ is outside the detection-target region R, and the value thereof is small. As a result, the haptic-feedback arithmetic part **105** determines no haptic feedback to be presented.

At the time point $(t+n)$, the user and the haptic-feedback presenting apparatus **100** move, and the mapping information $f(X,Y,Z)(t+n)$ is inside the detection-target region R and more than the threshold. As a result, the haptic-feedback arithmetic part **105** calculates the haptic feedback, and the haptic-feedback presenting part **106** presents the haptic feedback.

Moreover, the mapping information is increased between the time point (t) and the time point $(t+n)$, and the haptic-feedback arithmetic part **105** may intensify the haptic feedback gradually. Furthermore, the haptic-feedback arithmetic part **105** may also add the attitude (θ) of the haptic-feedback presenting apparatus **100** to haptic-feedback calculation. For example, the haptic-feedback arithmetic part **105** may present the haptic feedback that the user moves in a direction

opposite to a moving direction of the user in a case that the mapping information is increased with respect to the moving direction of the user.

The haptic-feedback presenting apparatus **100** operates as described above. As described above, the mapping information is presented to the user by the haptic feedback, and as a result, the user may grasp the mapping information without vision and audition.

Note that, as described above, attitude detection by the attitude detection part **103** may be performed at the same time as position detection. Alternatively, after it is determined that the mapping information included in the detection-target region R is the threshold or more (St**103**: Yes), the attitude detection by the attitude detection part **103** may be performed before the haptic-feedback calculation (St**104**).

[About Navigation]

FIG. 9 is a diagram schematically showing an example of navigation by haptic-feedback presentation. It is assumed that the navigation from the A spot to the B spot is performed such that it is avoided that the mapping information in the detection-target region R is the threshold or more ($f(X,Y,Z)(t) \geq 0$), in a case that the mapping information on the position (X,Y,Z) at the time point (t) is the $f(X,Y,Z)(t)$, and the attitude position of the haptic-feedback presenting apparatus **100** at the time point (t) is the $(x,y,z,\theta)(t)$.

In FIG. 9, the black arrows show directions in which the mapping information is the threshold or more with respect to the haptic-feedback presenting apparatus **100**, and the white arrows show directions (navigation directions) of the haptic feedback presented by the haptic-feedback presenting part **106**.

At the time point (t_0) , the mapping information in the detection-target region R is less than the threshold, and the direction (white arrow) from the A spot to the B spot is calculated by the haptic-feedback arithmetic part **105**.

At the time point (t_1) , the mapping information in the detection-target region R is the threshold or more, and the direction (white arrow) in which it is avoided that the mapping information is the threshold or more is calculated by the haptic-feedback arithmetic part **105**. The direction (white arrow) in which it is avoided that the mapping information is the threshold or more is, for example, a direction different from the direction (black arrow) in which the mapping information is the threshold or more by a predetermined angle or more.

Similarly at the time point (t_2) to the time point (t_4) , adding information of the B spot that is a destination, the directions (white arrows) in which it is avoided that the mapping information is the threshold or more are calculated by the haptic-feedback arithmetic part **105**. In this manner, at the time point (t_5) , the haptic-feedback presenting apparatus **100** and the user reach the B spot. Although there is a region in which the mapping information is the threshold or more between the A spot and the B spot, it is possible that the user is guided avoiding the region.

[About Plurality of Types of Mapping Information]

The haptic-feedback presenting apparatus **100** is capable of supporting the plurality of types of mapping information. FIG. 10 is a diagram schematically showing the two types of mapping information and the detection-target region R. The mapping information A is, for example, an ultraviolet-ray amount, and the mapping information B is, for example, a scattered pollen count.

As shown in FIG. 10 (a), at the time point (t) , the mapping information A in the detection-target region R is the thresh-

old or more ($f_a(X,Y,Z)(t) \geq 0$), and the haptic-feedback presentation by the haptic-feedback presenting part **106** is performed.

After that, the haptic-feedback presenting apparatus **100** moves, and as shown in FIG. **10** (b), at the time point (t+n), the mapping information B in the detection-target region R is the threshold or more ($f_b(X,Y,Z)(t+n) \geq 0$). As a result, the haptic feedback presentation by the haptic-feedback presenting part **106** is performed.

The haptic-feedback arithmetic part **105** may calculate the different haptic feedbacks with respect to the mapping information A and the mapping information B respectively, and may make the haptic-feedback presenting part **106** present the different haptic feedbacks. The different haptic feedbacks are, for example, a haptic feedback having a low frequency with respect to the mapping information A, and a haptic feedback having a high frequency with respect to the mapping information B. Due to this, the user may grasp the type of the mapping information by a type of the haptic feedback.

For example, in a case that the mapping information A is the ultraviolet-ray amount, and the mapping information B is the scattered pollen count, the user may recognize that the ultraviolet-ray amount is the threshold or more by the presented haptic feedback having the low frequency. After that, the user may recognize that the scattered pollen count is also the threshold or more by the presented haptic feedback having the high frequency. Note that the number of the types of the mapping information is not limited to two, and may be three or more.

[Method of Detecting Mapping Information]

As described above, the mapping-information acquisition part **101** may acquire the mapping information from cloud information and an output from a sensor. As various methods of detecting the mapping information, an radio wave intensity as an example of the density of an environment may be measured by a measurement method in which an electromagnetic field is used, and a scattered pollen count and a scattered dust count as examples of the density of an environment may be measured by a measurement method in which a scattered light intensity and a degree of polarization are used.

Moreover, precipitation may be measured by a measurement method in which capacitance is detected, and photocoupler penetration is used, and radiation dose may be measured by a Geiger-Mueller counter, a scintillation counter, or a PIN photodiode. Quantity of airflow may be measured by a measurement method in which an airflow meter is used.

Congestion in a train and a running position as examples of the density of a thing may be acquired from official information from each railway company, a user submission, or the like. Crowding of human, a place, and the like as examples of the density of human may be acquired from a user submission, a submission limited to a particular user by ID registration, or the like.

Exaltation and a calm as examples of the density of a feeling may be detected by sensing a human body state by using an electroencephalogram, cooperation with a wearable heart rate, or the like.

The mapping information is not limited to the information described above, and may be information related to a particular position in space or on a plane. Moreover, the mapping-information acquisition part **101** may generate the mapping information depending on appointment by the user or the like.

[Hardware Configuration]

FIG. **11** is a diagram schematically showing a hardware configuration of the haptic-feedback presenting apparatus **100**. As shown in FIG. **11**, the haptic-feedback presenting apparatus **100** includes a CPU **151**, a GPU **152**, a memory **153**, a storage **154**, and an input/output part (I/O) **155** as the hardware configuration. These are connected to each other by a bus **156**.

The CPU (Central Processing Unit) **151** controls the other configuration according to a program stored in the memory **153**, performs data processing according to the program, and stores a processing result in the memory **153**. The CPU **151** may be a microprocessor.

The GPU (Graphic Processing Unit) **152** is controlled by the CPU **151**, and executes image processing. The CPU **151** is capable of causing the GPU **152** to execute parallel arithmetic processing and perform a characteristic amount of extraction at high speed. The GPU **152** may be a microprocessor.

The memory **153** stores a program and data executed by the CPU **151**. The memory **153** may be an RAM (Random Access Memory).

The storage **154** stores a program and data. The storage **154** may be an HDD (hard disk drive) or an SSD (solid state drive).

The input/output part **155** receives an input to the haptic-feedback presenting apparatus **100**, and supplies an output from the haptic-feedback presenting apparatus **100** externally. The input/output part **155** includes an input apparatus such as a keyboard or a mouse, an output apparatus such as a display, and a connection interface such as a network.

Moreover, hardware such as a GPS module, an acceleration sensor, and a geomagnetic sensor that realizes the functional configuration of the haptic-feedback presenting apparatus **100** described above and is not shown is connected to the input/output part **155**.

The hardware configuration of the haptic-feedback presenting apparatus **100** is not limited to the configuration described above, and may be a configuration in which the functional configuration of the haptic-feedback presenting apparatus **100** may be realized. Moreover, a part or all of the hardware configuration may exist in a network.

[Haptic-Feedback Presenting System]

The functional configuration of the haptic-feedback presenting apparatus **100** described above may be realized by a haptic-feedback presenting system including a plurality of apparatuses that are connected to each other. For example, the functional configuration of the haptic-feedback presenting apparatus **100** described above may be realized by the haptic-feedback presenting system including a haptic-feedback presenting apparatus that includes the position detection part **102**, the attitude detection part **103**, and the haptic-feedback presenting part **106**, and an information processing apparatus that includes the mapping-information acquisition part **101**, the region detection part **104**, and the haptic-feedback arithmetic part **105**.

Note that the present technology may also employ the following configurations.

(1)

A haptic-feedback presenting apparatus, including: a mapping-information acquisition part acquiring mapping information that is information mapped in space;

a region detection part setting a detection-target region and determining whether or not the mapping information included in the detection-target region is a threshold or more; and

a haptic-feedback arithmetic part calculating a haptic feedback to be presented to a user on the basis of a determination result from the region detection part.

(2)

The haptic-feedback presenting apparatus according to (1), in which

the haptic-feedback arithmetic part presents the haptic feedback to the user in a case that the mapping information included in the detection-target region is the threshold or more, and presents no haptic feedback to the user in a case that the mapping information included in the detection-target region is less than the threshold.

(3)

The haptic-feedback presenting apparatus according to (2), in which

the haptic-feedback arithmetic part calculates the haptic feedback to be presented to the user depending on a difference between the mapping information that is included in the detection-target region and is the threshold or more, and the threshold.

(4)

The haptic-feedback presenting apparatus according to any one of (1) to (3), further including

a position detection part detecting a position of the haptic-feedback presenting apparatus, in which

the haptic-feedback arithmetic part determines a predetermined region, a center of which is the position of the haptic-feedback presenting apparatus, as the detection-target region.

(5)

The haptic-feedback presenting apparatus according to (4), further including

an attitude detection part detecting an attitude of the haptic-feedback presenting apparatus, in which

the haptic-feedback arithmetic part calculates the haptic feedback to be presented to the user on the basis of the mapping information that is included in the detection-target region and is the threshold or more, and the attitude of the haptic-feedback presenting apparatus.

(6)

The haptic-feedback presenting apparatus according to (5), further including

a haptic-feedback presenting part producing an oscillation that causes the user to feel that the haptic-feedback presenting apparatus is pulled in a predetermined direction, in which

the haptic-feedback arithmetic part determines the predetermined direction on the basis of a direction of the mapping information with respect to the haptic-feedback presenting apparatus and the attitude of the haptic-feedback presenting apparatus in a case that the mapping information included in the detection-target region is the threshold or more.

(7)

The haptic-feedback presenting apparatus according to (6), in which

the haptic-feedback arithmetic part determines the direction of the mapping information with respect to the haptic-feedback presenting apparatus as the predetermined direction.

(8)

The haptic-feedback presenting apparatus according to (6), in which

the haptic-feedback arithmetic part determines a direction in which the mapping information included in the detection-target region is less than the threshold as the predetermined direction.

(9)

The haptic-feedback presenting apparatus according to any one of (1) to (8), in which

the mapping information includes first mapping information and second mapping information, and

the haptic-feedback arithmetic part calculates a first haptic feedback as the haptic feedback to be presented to the user in a case that the first mapping information included in the detection-target region is the threshold or more, and calculates a second haptic feedback as the haptic feedback to be presented to the user in a case that the second mapping information included in the detection-target region is the threshold or more.

(10)

A haptic-feedback presenting system, including:

a mapping-information acquisition part acquiring mapping information that is information mapped in space;

a region detection part setting a detection-target region and determining whether or not the mapping information included in the detection-target region is a threshold or more; and

a haptic-feedback arithmetic part calculating a haptic feedback to be presented to a user on the basis of a determination result from the region detection part.

It should be understood that various changes and modifications to the presently preferred embodiments described herein will be apparent to those skilled in the art. Such changes and modifications can be made without departing from the spirit and scope of the present subject matter and without diminishing its intended advantages. It is therefore intended that such changes and modifications be covered by the appended claims.

(11)

A haptic-feedback presenting method, in which

a mapping-information acquisition part acquires mapping information that is information mapped in space,

a region detection part sets a detection-target region and determines whether or not the mapping information included in the detection-target region is a threshold or more, and

a haptic-feedback arithmetic part calculates a haptic feedback to be presented to a user on the basis of a determination result from the region detection part.

REFERENCE SIGNS LIST

- 100 information processing apparatus
- 101 mapping-information acquisition part
- 102 position detection part
- 103 attitude detection part
- 104 region detection part
- 105 haptic-feedback arithmetic part
- 106 haptic-feedback presenting part

The invention claimed is:

1. A haptic-feedback presenting apparatus, comprising:
 - a mapping-information acquisition part acquiring mapping information that is information mapped in space;
 - a region detection part setting a detection-target region and determining whether or not the mapping information included in the detection-target region is a threshold or more;
 - a haptic-feedback arithmetic part calculating a haptic feedback to be presented to a user on a basis of a determination result from the region detection part;
 - a position detection part detecting a position of the haptic-feedback presenting apparatus, wherein the haptic-feedback arithmetic part determines a predeter-

mined region, a center of which is the position of the haptic-feedback presenting apparatus, as the detection-target region;

an attitude detection part detecting an attitude of the haptic-feedback presenting apparatus, wherein the haptic-feedback arithmetic part calculates the haptic feedback to be presented to the user on a basis of the mapping information that is included in the detection-target region and is the threshold or more, and the attitude of the haptic-feedback presenting apparatus; and

a haptic-feedback presenting part producing an oscillation that causes the user to feel that the haptic-feedback presenting apparatus is pulled in a predetermined direction, wherein the haptic-feedback arithmetic part determines the predetermined direction on a basis of a direction of the mapping information with respect to the haptic-feedback presenting apparatus and the attitude of the haptic-feedback presenting apparatus in a case that the mapping information included in the detection-target region is the threshold or more.

2. The haptic-feedback presenting apparatus according to claim 1, wherein

the haptic-feedback arithmetic part presents the haptic feedback to the user in a case that the mapping information included in the detection-target region is the threshold or more, and presents no haptic feedback to the user in a case that the mapping information included in the detection-target region is less than the threshold.

3. The haptic-feedback presenting apparatus according to claim 2, wherein

the haptic-feedback arithmetic part calculates the haptic feedback to be presented to the user depending on a difference between the mapping information that is included in the detection-target region and is the threshold or more, and the threshold.

4. The haptic-feedback presenting apparatus according to claim 1, wherein

the haptic-feedback arithmetic part determines the direction of the mapping information with respect to the haptic-feedback presenting apparatus as the predetermined direction.

5. The haptic-feedback presenting apparatus according to claim 1, wherein

the haptic-feedback arithmetic part determines a direction in which the mapping information included in the detection-target region is less than the threshold as the predetermined direction.

6. The haptic-feedback presenting apparatus according to claim 1, wherein

the mapping information includes first mapping information and second mapping information, and

the haptic-feedback arithmetic part calculates a first haptic feedback as the haptic feedback to be presented to the user in a case that the first mapping information included in the detection-target region is the threshold or more, and calculates a second haptic feedback as the haptic feedback to be presented to the user in a case that the second mapping information included in the detection-target region is the threshold or more.

7. A haptic-feedback presenting system including a haptic-feedback presenting apparatus, comprising:

a mapping-information acquisition part acquiring mapping information that is information mapped in space;

a region detection part setting a detection-target region and determining whether or not the mapping information included in the detection-target region is a threshold or more;

a haptic-feedback arithmetic part calculating a haptic feedback to be presented to a user on a basis of a determination result from the region detection part;

a position detection part detecting a position of the haptic-feedback presenting apparatus, wherein the haptic-feedback arithmetic part determines a predetermined region, a center of which is the position of the haptic-feedback presenting apparatus, as the detection-target region;

an attitude detection part detecting an attitude of the haptic-feedback presenting apparatus, wherein the haptic-feedback arithmetic part calculates the haptic feedback to be presented to the user on a basis of the mapping information that is included in the detection-target region and is the threshold or more, and the attitude of the haptic-feedback presenting apparatus; and

a haptic-feedback presenting part producing an oscillation that causes the user to feel that the haptic-feedback presenting apparatus is pulled in a predetermined direction, wherein the haptic-feedback arithmetic part determines the predetermined direction on a basis of a direction of the mapping information with respect to the haptic-feedback presenting apparatus and the attitude of the haptic-feedback presenting apparatus in a case that the mapping information included in the detection-target region is the threshold or more.

8. A haptic-feedback presenting method, wherein

a mapping-information acquisition part acquires mapping information that is information mapped in space,

a region detection part sets a detection-target region and determines whether or not the mapping information included in the detection-target region is a threshold or more,

a haptic-feedback arithmetic part calculates a haptic feedback to be presented to a user on a basis of a determination result from the region detection part,

a position detection part detects a position of a haptic-feedback presenting apparatus, wherein the haptic-feedback arithmetic part determines a predetermined region, a center of which is the position of the haptic-feedback presenting apparatus, as the detection-target region,

an attitude detection part detects an attitude of the haptic-feedback presenting apparatus, wherein the haptic-feedback arithmetic part calculates the haptic feedback to be presented to the user on a basis of the mapping information that is included in the detection-target region and is the threshold or more, and the attitude of the haptic-feedback presenting apparatus, and

a haptic-feedback presenting part produces an oscillation that causes the user to feel that the haptic-feedback presenting apparatus is pulled in a predetermined direction, wherein the haptic-feedback arithmetic part determines the predetermined direction on a basis of a direction of the mapping information with respect to the haptic-feedback presenting apparatus and the attitude of the haptic-feedback presenting apparatus in a case that the mapping information included in the detection-target region is the threshold or more.