



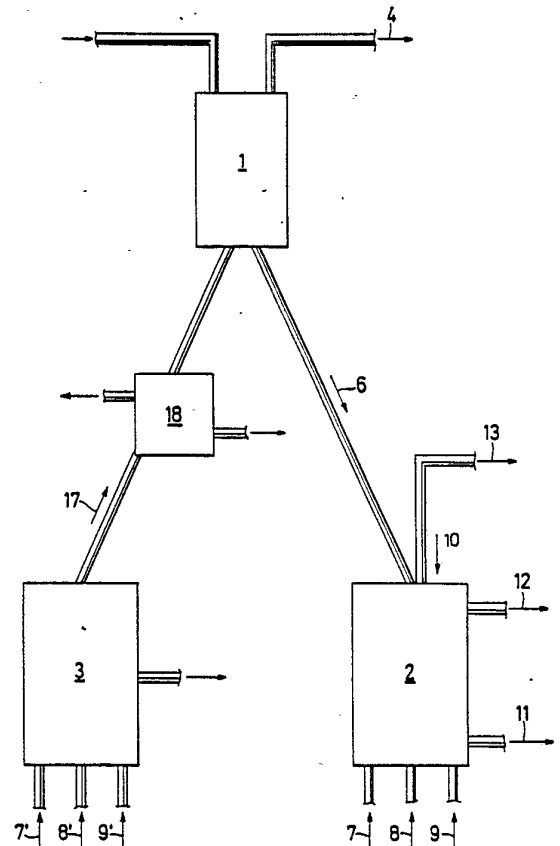
INTERNATIONAL APPLICATION PUBLISHED UNDER THE PATENT COOPERATION TREATY (PCT)

(51) International Patent Classification⁴ : C21B 11/00	A1	(11) International Publication Number: WO 87/ 00554 (43) International Publication Date: 29 January 1987 (29.01.87)
(21) International Application Number: PCT/SE86/00333 (22) International Filing Date: 11 July 1986 (11.07.86) (31) Priority Application Number: 8503571-5 (32) Priority Date: 23 July 1985 (23.07.85) (33) Priority Country: SE (71) Applicant (for all designated States except US): IPS INTERPROJECT SERVICE AB [SE/SE]; S-640 33 Bettna (SE). (72) Inventors; and (75) Inventors/Applicants (for US only) : AXELSSON, Carl, Lennart [SE/SE]; Nämndemansbacken 114, S-122 36 Enskede (SE). BRUNNER, Mikael [SE/SE]; Tvärvägen 1, S-183 30 Täby (SE). KAUFMANN, Dan [SE/SE]; Hagtorsvägen 157, S-613 00 Oxelösund (SE). TORSELL, Krister [SE/SE]; Bärkevägen 48, S-770 20 Söderbärke (SE).		(74) Agent: ÖRTENBLAD, Bertil; Noréns Patentbyrå AB, Banérgatan 73, S-115 26 Stockholm (SE). (81) Designated States: AU, BR, JP, SU, US. Published <i>With international search report.</i>

(54) Title: A METHOD FOR PRODUCING RAW IRON FROM IRON CONCENTRATES AND FOR THE MANUFACTURE OF GAS, AND PLANT APPARATUS FOR CARRYING OUT THE METHOD

(57) Abstract

A method for producing raw iron from iron-bearing oxidic material, comprising finally reducing the iron oxide by charging the iron oxide, coal, oxygen gas and slag-forming flux to a molten iron bath contained in at least one reactor vessel, a final reduction reactor (2), for final reduction of the iron oxide, and pre-reducing primarily non-reduced iron oxide in a pre-reduction stage (1), and subsequently charging the pre-reduced iron oxide to the reactor, and generating reduction gas (17) for the aforesaid pre-reduction process. The method is particularly characterized in that reduction gas for the pre-reduction process (1) is generated by a separate gas generating process (3) effected in at least one reactor (3), a gas generating reactor, separate from the final reduction reactor or reactors (2). The invention also relates to a plant for carrying out the method.



FOR THE PURPOSES OF INFORMATION ONLY

Codes used to identify States party to the PCT on the front pages of pamphlets publishing international applications under the PCT.

AT	Austria	GA	Gabon	MR	Mauritania
AU	Australia	GB	United Kingdom	MW	Malawi
BB	Barbados	HU	Hungary	NL	Netherlands
BE	Belgium	IT	Italy	NO	Norway
BG	Bulgaria	JP	Japan	RO	Romania
BR	Brazil	KP	Democratic People's Republic of Korea	SD	Sudan
CF	Central African Republic	KR	Republic of Korea	SE	Sweden
CG	Congo	LI	Liechtenstein	SN	Senegal
CH	Switzerland	LK	Sri Lanka	SU	Soviet Union
CM	Cameroon	LU	Luxembourg	TD	Chad
DE	Germany, Federal Republic of	MC	Monaco	TG	Togo
DK	Denmark	MG	Madagascar	US	United States of America
FI	Finland	ML	Mali		
FR	France				

A method for producing raw iron from iron concentrates and for the manufacture of gas, and plant apparatus for carrying out the method.

The present invention relates to a method for producing raw iron from iron concentrates and for the manufacture of gas.

5 The invention also relates to plant apparatus for carrying out the method.

A reactor for producing gas and also a certain amount of raw iron in conjunction therewith is known from Swedish
10 Patent Specification No. 7706876-5. In this Swedish patent specification there is described a method for producing a gaseous mixture of primarily carbon monoxide (CO) and hydrogen gas (H₂) from coal which contains a certain amount of water. When practising this known method, coal
15 is injected into a molten metal bath in quantities which are stoichiometrically excessive in relation to the oxygen injected into the bath in the form of iron oxides, at the same time as gaseous oxygen is injected so as to oxidize the coal excess. Thus, although the method relates to the
20 manufacture of gas a significant quantity of iron is also produced.

The Swedish Patent Specification No. 8103201-3 also describes a method for the gasification of coal, in which
25 a reactor is used. According to this patent specification coal, oxygen gas and iron oxides are also charged to the reactor vessel, the iron oxides constituting a cooling medium. Coal is introduced into the molten bath in stoichiometric quantities in relation to the oxygen gas injected
30 thereinto. The invention according to this patent resides in placing the reactor under an overpressure, thereby enabling a far greater quantity of gas to be produced, since a greater amount of coal and oxygen gas in relation to the size of the bath can be introduced thereinto than

when atmospheric pressure prevails. According to this patent specification, the prime object of the invention is to increase the production of gas.

5 Thus, the aforementioned patent specification relate to gas manufacturing processes, where the object is to produce as much gas as possible. The fact that iron-bearing materials are also injected into the bath is simply because it is desired to convert the molten iron bath in
10 a manner to prevent it becoming excessively contaminated with impurities introduced in the coal.

The Swedish Patent Specification No. 8301159-3 describes a method for the manufacture of raw iron, in which the
15 energy content of the coal is utilized to the maximum. When the coal is used to a maximum it means, in principle, that solely carbon dioxide (CO_2) and steam (H_2O) leave the process, while charging as little coal as possible to the process. The patent specification describes herewith a method for producing raw iron from iron
20 concentrates, in which iron concentrate, coal, oxygen gas, and slag-forming flux are injected into a reactor beneath the surface of a molten iron bath present therein, and in which the ratio of CO_2 to CO present in the gas is caused
25 to increase to a value greater than that which corresponds to the state of equilibrium at atmospheric pressure, thereby causing more heat to be generated in the bath for a given amount of coal, and in which method the amount of coal charged to the system in relation to the amount of
30 concentrate present is predetermined to a sufficiency for finally reducing in the reactor pre-reduced iron concentrate, and in which CO and H_2 in the waste gases are passed to a pre-reduction stage in which non-reduced iron concentrate is pre-reduced, whereafter this concentrate is
35 charged to the reactor. Iron concentrates are partially reduced in a pre-reduction stage to a degree considered optimal for final reduction in a reactor.

When applying the iron manufacturing technique disclosed in the Swedish Patent Specification No. 8301159-3 it is necessary to create a balance between the reactor conditions so that raw iron and gas can be produced. The conditions, such as temperature and starting materials, however, are not the optimal conditions, either with respect to the manufacture of iron or to the production of gas, but are the result of a compromise. Thus, serious problems are created with respect to heat balance and the use of reduction gas for the aforesaid pre-reduction process, due to the fact that the reduction gas is generated in the iron manufacturing reactor. Consequently, it is necessary to undertake an energy-consuming gas cleansing process in order to obtain a CO/H₂-content suitable for the pre-reduction process while simultaneously removing CO₂ and H₂O from the reduction gas.

The present invention is based on an understanding of the problems with which the technique according to Swedish Patent Specification 8301159-3 is encumbered, and in the knowledge that raw iron can be produced by following a completely different procedure within the framework of the basic manufacturing process. The method, which permits raw iron to be manufactured under conditions of greater optimum, enables an adaptation to be made, with a particularly high degree of flexibility, to prevailing secondary conditions, both with respect to process technique and products.

The invention thus relates to a method for manufacturing raw iron from iron-bearing oxidic material, in which the iron oxide is finally reduced by charging the iron oxide, coal, oxygen gas and a slag-forming flux to a molten metal bath of at least one reactor vessel (a final reduction reactor) for final reduction of the iron oxide, in which primarily non-reduced iron oxide is pre-reduced in a pre-reduction stage and thereafter charged to the reactor, and a reduction gas is generated for said pre-reduction process.

The method is particularly characterized in that the gas intended for the pre-reduction stage is generated by a separate gas generating process carried out in at least one separate reactor, a gas generating reactor, separate
5 from the final reduction reactor or reactors.

The invention also relates to plant apparatus for producing raw iron from iron-bearing oxidic materials, comprising at least one reactor vessel, a final reduction reactor, in
10 which the iron oxide is intended to be finally reduced by supplying iron oxide, coal, oxygen gas and slag-forming flux to the surface of a molten iron bath present in the reactor, there being provided a pre-reduction stage in which primarily non-reduced iron oxide is intended to be
15 pre-reduced, this iron oxide subsequent to said pre-reduction process being intended to be finally reduced in the final reduction reactor, said plant apparatus also comprising means for generating reduction gas for carrying out said pre-reduction process.

20 The plant is characterized by at least one separate reactor, a gas generating reactor for the separate generation of reduction gas for the pre-reduction process, this reactor being separate from the final reduction reactor or
25 reactors, the pre-reducing gas being generated in a manner substantially known per se, by charging primarily coal and oxygen gas to the surface of a molten metal bath, preferably a molten iron bath present in the reactor or reactors.

30 The invention will now be described in more detail with reference to an exemplifying embodiment thereof and to the accompanying drawing, the single figure of which is a block schematic illustrating a process according to the
35 invention.

In Figure 1 there is shown a pre-reduction stage 1, a final reduction stage 2 and a gas production stage 3.



The pre-reduction stage 1 may comprise a two-stage or three-stage fluidized bed to which iron concentrate is supplied continuously in the form of iron concentrate or micropellets pre-heated to a temperature of, for example, 250°C in a pre-heating unit (not shown). Coal or coke can also be admixed with the charged material when desired. A given part of the gas exiting from the pre-reduction stage, this gas being indicated by arrow 4 in Figure 1 and containing CO, CO₂, H₂ and H₂O, can be passed through a dust separator, e.g. cyclones, and then returned to the pre-heating unit.

As illustrated by the arrow 6, the pre-reduced iron concentrate is passed to the final reduction stage 2, optionally via an intermediate storage facility.

The final reduction stage incorporates at least one ceramic-lined reactor containing a carbonaceous iron bath, suitably having a carbon content in excess of 1 % and a temperature of 1300-1600°C. Pre-reduced iron concentrate 6, coal 7, oxygen gas (O₂) 8 and a slag-forming flux (e.g. CaO) 9 are charged to the reactor. These materials are preferably charged to the reactor through injection nozzles located in the lower part of the reactor. The pre-reduced iron concentrate, however, can alternatively be charged through injection nozzles located above the surface of the molten bath or in the so-called slag line. The raw iron 11 and slag 12 formed in the final reduction stage 2 can be tapped-off continuously or intermittently in a known manner.

The gas production stage 3 includes at least one ceramic-lined reactor. The reactor is charged primarily with coal 7', oxygen gas 8' and coolant 9'. Gasification can therefore be carried out in a conventional manner. The gas can also be produced substantially in accordance with Swedish Patent Specifications Nos. 7706876-5 and 8103201-3. In this case, the gas production stage 3 incorporates at

least one ceramic-lined reactor which contains a carbo-
 naceous iron bath suitably having a carbon content in
 excess of 1 % and a temperature of 1300-1600°C. Oxygen in
 the form of iron oxides and oxygen gas is introduced into
 5 the molten bath in a stoichiometric relationship with the
 coal. The main purpose in this case is to obtain a reduc-
 tion gas, a mixture of CO and H₂. It is not necessary to
 remove carbon dioxide from the gas, and the gas can be
 charged to the pre-reduction stage 1 for use in the pre-
 10 reduction process, optionally subsequent to passing through
 a gas cleansing stage 18 to remove dust therefrom, as
 illustrated by the arrow 17 in Figure 1.

The fundamental principle of the method according to the
 15 invention will be understood to a substantial degree from
 the foregoing. However, since the gas production stage and
 the final reduction stage constitute process stages as
 substantial flexibility with regard, inter alia, to produc-
 tion capacity, the production of raw iron and gas, a large
 20 number of variants adapted to different secondary condi-
 tions are conceivable.

Conceivably, it is preferable in the majority of cases to
 impart a high degree of oxidation to the waste gases 13
 25 from the final reduction stage 2, for example a degree of
 oxidation greater than 5 % but lower than 100%, preferably
 10-90%, thereby to effect so-called afterburning of the
 gas generated. The degree of oxidation is defined as

$$\text{O.D. (\%)} = \frac{\text{CO}_2 + \text{H}_2\text{O}}{\text{CO} + \text{H}_2 + \text{CO}_2 + \text{H}_2\text{O}} \times 100$$

Thus, with 0 oxidation the gas comprises CO and H₂, and
 at O.D. = 100 % of CO₂ and H₂O.

35 The combustion of CO and H₂ to CO₂ and H₂O takes place in
 the afterburning process. Thus, in maintaining a high
 degree of oxidation there is utilized the energy content

of the reduction gas generated in the final reduction stage 2. The energy content of the waste gases can be utilized to a maximum, by combusting the waste gases from the final reduction reactor in the upper part of the reactor above the surface of the molten bath with the aid of suitable oxidation techniques, in a manner such that the bath absorbs heat from the superheated gas.

Correspondingly, it may be preferred in the majority of cases to induce in the gas generating stage 3 a degree of oxidation which is so low, such as beneath 10%, as to avoid the necessity of cleansing the generated reduction gas 17 of its carbon dioxide content.

For the purpose of optimizing the process, the composition of the coal and/or the oxygen content of the oxygen gas used and/or the temperature applied may be mutually different for the final reduction stage and the separate gas generating stage. Thus, in the final reduction stage the sulphur content of the coal composition is suitably much lower than the sulphur content of the coal composition used in the separate gas generating stage. This reduces the necessity of removing sulphur from the raw iron obtained in the final reduction stage to a low level, wherewith the tapping-off temperature in the final reduction stage can be held at a lower level than in the case when comprehensive sulphur extraction processes need to be carried out in a separate sulphur cleansing stage. In the majority of cases a high sulphur content in the gas generating stage can be tolerated. Thus, it is possible, in this way, to optimize the sulphur load on the total process.

A conceivable variant of the method according to the invention is one in which the iron charge, for example in the form of concentrate and pre-reduced material, is divided between the final reduction stage and the separate gas generating stage in order to achieve maximum production of raw iron and reduction gas.

When transferring the reduction gas from the gas generating stage 3, a number of different possibilities are conceivable. For example, the reduction gas when transferred to the pre-reduction stage may have a high or a low temperature, such as substantially room temperature, and may be cleansed of dust or not as the case may be.

The final reduction stage and/or the separate gas generating stage can be carried out at atmospheric pressure or pressures thereabove. At pressures above atmospheric one of the reactors 1 and 3 or both of the reactors are brought to a total pressure beneath 100 bars, preferably 1-10 bars.

According to the invention respective reactor vessels are preferably given a form and structural design adapted to the process to be carried out in the reactor. Thus, in suitable cases, a reactor for the final reduction stage is preferably constructed so as to be suitable for combusting gas above the surface of the molten bath and for utilizing the energy released during the gas combustion process. In this respect the reactor should not have a pronounced conical configuration at a location immediately above the bath surface. In this regard, the reactor walls may be cooled in certain reactor constructions. In suitable cases a reactor in which the separate gas generating process is effected may be constructed for a relatively deep bath.

As will be understood from the foregoing, the invention affords considerable advantages in comparison with prior art techniques. Thus, (1) the gas production process and the raw iron production process are not dependent upon one another, (2) the reduction gas can be given a low carbon dioxide content without needing to employ energy-consuming and investment-requiring gas purification processes, (3) the coal requirement in the final reduction stage can be reduced, resulting in higher productivity and a decrease in load with regard to sulphur impurities, (4) the process becomes more accessible due to the separate production of

gas and raw iron, (5) the form of respective reactors can be optimized and the wear on the reactor linings reduced by utilizing optimum conditions, such as temperature and slag composition in respective process stages.

5

Although the invention has been described in the foregoing with reference to a selected exemplifying embodiment thereof it will be understood that other embodiments and minor modifications are conceivable within the scope of the inventive concept.

10

For example, a number of variants are conceivable with regard to the structural design of the reactor or the final reduction process in order to protect the reactor walls against the stresses created primarily by the high temperatures prevailing in the afterburning process for achieving high degrees of oxidation.

15

Water cooling has been mentioned in the foregoing. It is also possible, however, to charge a material which will form a curtain which protects the walls. The slag can also be fermented to provide a shielding effect, by combusting gas centrally in the reactor above the surface of the bath. It is also conceivably possible to rotate the molten bath and slag so that the molten metal and bath creeps up along the reactor wall. A further possibility is one of rotating the actual reactor.

20

25

It will be evident from the foregoing that a number of different variants are conceivable in which regard is paid to various secondary conditions. For example, gas from the separate gas generating stage can be used for purposes other than pre-reduction purposes. According to the invention the process can be advantageously driven continuously, since the gas generation stage is separate from the final reduction stage. Gas from the final reduction reactor 2 can also be passed to the gas generating reactor 3 for regeneration.

30

35

The invention is not restricted to the described and illustrated embodiment and modifications can be made within the scope of the following claims.

CLAIMS

1. A method for producing raw iron from iron-bearing oxidic material, comprising finally reducing the iron oxide by charging the iron oxide, coal, oxygen gas and a slag-forming flux to a molten iron bath present in at least one reactor vessel, for final reduction of said iron oxide; and by pre-reducing in a pre-reduction stage primarily non-reduced iron oxide, and subsequently injecting the pre-reduced iron oxide into the reactor, and generating reduction gas for said pre-reduction process, characterized in that reduction gas for the pre-reduction stage (1) is generated by separate gas generation (3) in at least one reactor (3), a gas generating reactor, separate from the final reduction reactor or reactors (2).
2. A method according to Claim 1, characterized in that the separate gas generating stage is effected by charging primarily coal (7') and oxygen gas (8') to a molten metal bath present in the reactor or reactors (3).
3. A method according to Claim 1 or 2, characterized by bringing the oxidation degree (O.D.) of the waste gases obtained from the final reduction stage (2) to a high level, such as higher than 5 % and lower than 100 %, preferably 10-90 %, so-called afterburning of generated gas being effected above the bath surface in the final reduction reactor (2).
4. A method according to Claim 1, 2 or 3, characterized in that the degree of oxidation (O.D.) of the reduction gas obtained from the separate gas generating stage (3) is brought to a level lower than 10 %.
5. A method according to Claim 1, 2, 3 or 4, characterized in that the coal composition (7,7') and/or the oxygen content of the oxygen-gas used (8,8') and/or the temperature are different for the final reduction stage (2) than for

the separate gas generating stage (3).

5 6. A method according to Claim 1,2,3,4 or 5, characterized in that the sulphur content of the coal composition (7) used in the final reduction stage (2) is (substantially) lower than the sulphur content of the coal composition (7') used in the separate gas generating stage (3).

10 7. A method according to Claim 1,2,3,4 or 5, characterized in that the iron charge, for example in the form of concentrate and pre-reduced material (6) is divided between the final reduction stage (2) and the separate gas generating stage (3) for the purpose of achieving maximum production of raw iron (11) and reduction gas (17).

15 8. A method according to Claim 1,2,3,4,5,6 or 7, characterized in that the final reduction stage (2) and/or the separate gas generating stage (3) is (or are) carried out at a pressure lower than 100 bar, preferably from 1 to 10
20 bar.

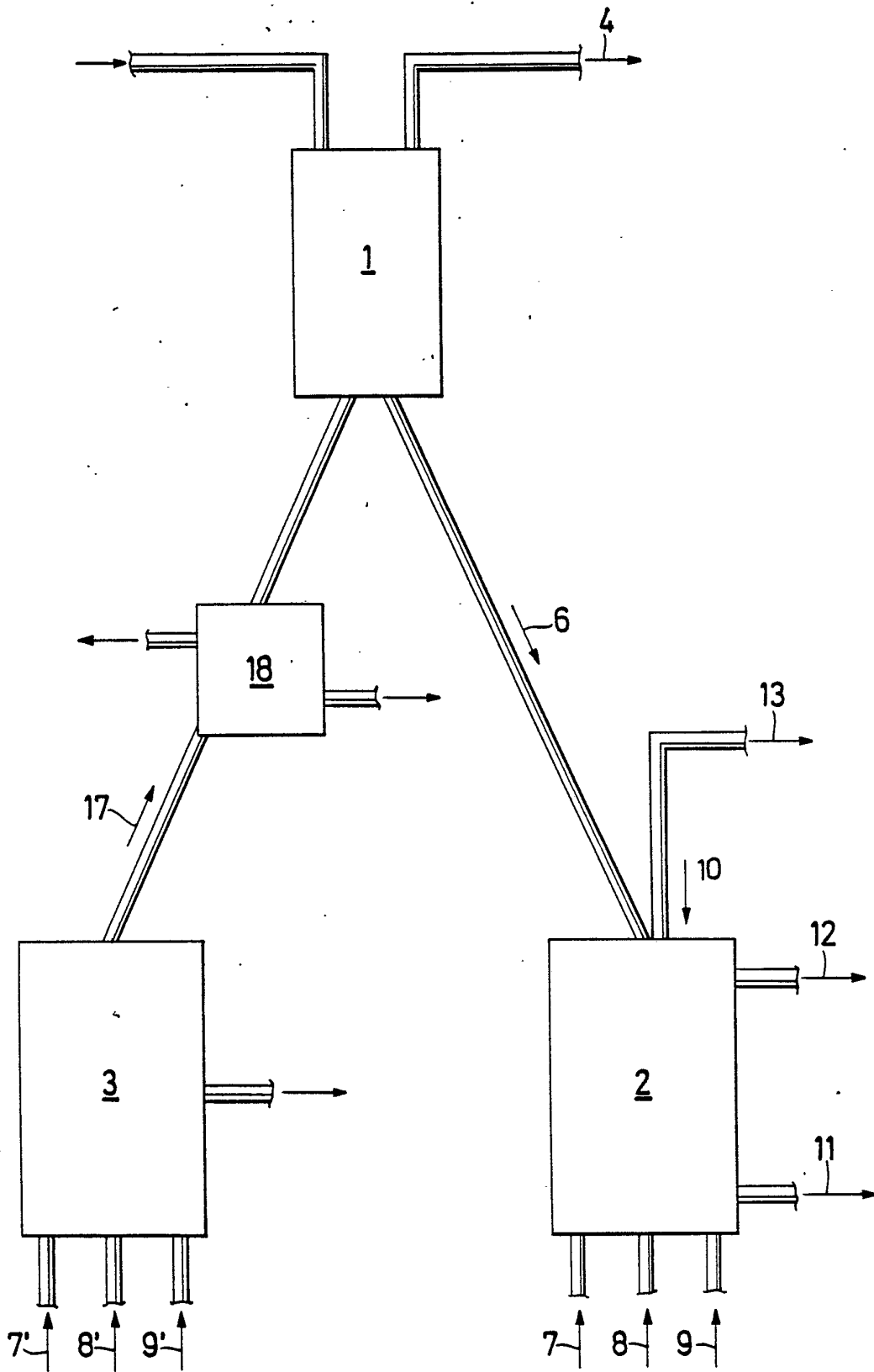
25 9. A plant for producing raw iron from iron-bearing oxidic material, comprising at least one reactor vessel, a final reduction reactor in which the iron oxide is finally reduced by supplying iron oxide, coal, oxygen gas and slag-forming flux to the surface of a molten iron bath present in the reactor, a pre-reduction stage being provided in which primarily non-reduced iron oxide is pre-reduced, the iron oxide subsequent to said pre-reduction
30 process being intended for final reduction in the final reduction reactor, and in which means are provided for generating reduction gas for said pre-reduction process, characterized in that there is further provided for the separate generation (3) of reduction gas (17) for the
35 pre-reduction process (1) at least one separate reactor (3), a gas generating reactor (3), separate from the final reduction reactor or reactors (2), in which separate reactor gas is generated (3) in a manner substantially known per se by charging coal (7') and oxygen gas (8')

to the surface of a molten metal bath, preferably a molten iron bath, present in the reactor or reactors (3).

5 10. A plant according to Claim 9, characterized in that
respective reactor vessels (2,3) have a form and a con-
struction adapted to the process to be carried out in the
respective reactor, each final reduction reactor (2) being
10 constructed in a manner which renders it suitable for
combustion of gas above the surface of the molten bath and
for utilizing the energy released during said combustion
process, and each gas generating reactor (3) being con-
structed to accommodate a relatively deep bath.


15 11. A plant according to Claim 9 or 10, characterized in
that the wall of each final reduction reactor (2) above
the surface of the molten bath is protected against
excessively high temperatures prevailing during the
combustion of gas above the surface of the molten bath,
20 for example by cooling and/or shielding said wall.

Fig. 1



INTERNATIONAL SEARCH REPORT

International Application No PCT/SE85/00333

I. CLASSIFICATION OF SUBJECT MATTER (if several classification symbols apply, indicate all) ⁶		
According to International Patent Classification (IPC) or to both National Classification and IPC ⁴		
C 21 B 11/00		
II. FIELDS SEARCHED		
Minimum Documentation Searched ⁷		
Classification System	Classification Symbols	
IPC 4	C 21 B 11/00, /02, /08, 13/00, /01, /10, /14; C 21 C 5/56; C 10 J 3/08	
US C1	75:29, 40	
Documentation Searched other than Minimum Documentation to the Extent that such Documents are Included in the Fields Searched ⁸		
SE, NO, DK, FI classes as above		
III. DOCUMENTS CONSIDERED TO BE RELEVANT ⁹		
Category ⁹	Citation of Document, ¹¹ with indication, where appropriate, of the relevant passages ¹²	Relevant to Claim No. ¹³
Y	SE, B, 433 500 (OLLE WIJK) 28 May 1984 & DE, 2713864 CA, 1097078 SE, 7706876	1, 2, 9
Y	SE, B, 435 732 (INTERPROJECT SERVICE AB) 15 October 1984 & WO, 84/03521 SE, 8301159 EP, 0122239 AU, 26511/84 JP, 60500722 US, 4591381	1, 2, 9
<p>¹⁰ Special categories of cited documents:</p> <p>"A" document defining the general state of the art which is not considered to be of particular relevance</p> <p>"E" earlier document but published on or after the international filing date</p> <p>"L" document which may throw doubts on priority claim(s) or which is cited to establish the publication date of another citation or other special reason (as specified)</p> <p>"O" document referring to an oral disclosure, use, exhibition or other means</p> <p>"P" document published prior to the international filing date but later than the priority date claimed</p> <p>"T" later document published after the international filing date or priority date and not in conflict with the application but cited to understand the principle or theory underlying the invention</p> <p>"X" document of particular relevance; the claimed invention cannot be considered novel or cannot be considered to involve an inventive step</p> <p>"Y" document of particular relevance; the claimed invention cannot be considered to involve an inventive step when the document is combined with one or more other such documents, such combination being obvious to a person skilled in the art.</p> <p>"&" document member of the same patent family</p>		
IV. CERTIFICATION		
Date of the Actual Completion of the International Search	Date of Mailing of this International Search Report	
1986-10-03	1986-10-08	
International Searching Authority	Signature of Authorized Officer	
Swedish Patent Office	 Johan von Döbeln	