

(12) STANDARD PATENT
(19) AUSTRALIAN PATENT OFFICE

(11) Application No. **AU 2017248551 B2**

(54) Title
MULTICYCLIC COMPOUNDS AND METHODS OF USE THEREOF

(51) International Patent Classification(s)
C07D 333/56 (2006.01) **A61P 25/18** (2006.01)
A61K 31/381 (2006.01) **C07D 495/04** (2006.01)
A61P 25/00 (2006.01) **C07D 495/20** (2006.01)

(21) Application No: **2017248551** (22) Date of Filing: **2017.10.20**

(43) Publication Date: **2017.11.09**

(43) Publication Journal Date: **2017.11.09**

(44) Accepted Journal Date: **2019.07.11**

(62) Divisional of:
2016200448

(71) Applicant(s)
Sunovion Pharmaceuticals Inc.;PGI Drug Discovery LLC

(72) Inventor(s)
Shao, Liming;Campbell, John Emerson;Hewitt, Michael Charles;Campbell, Una;Hanania, Taleen G.

(74) Agent / Attorney
HENRY HUGHES IP LTD, PO Box 356, Wellington, 6140, NZ

(56) Related Art
WO 2008/155132 A1

2017248551 20 Oct 2017

ABSTRACT:

Provided herein are multicyclic compounds, methods or their synthesis, pharmaceutical compositions comprising the compounds, and methods of their use. The compounds provided herein are useful for the treatment, prevention, and/or management of various neurological disorders, including but not limited to, psychosis and schizophrenia.

MULTICYCLIC COMPOUNDS AND METHODS OF USE THEREOF

I. CROSS REFERENCE TO RELATED APPLICATION

[0001] This application is a divisional application of Australian Application No. AU2016200448, itself divided out of No. AU2010325925 and claims priority to U.S. Provisional Patent Application No. 61/266,880, filed December 4, 2009, the content of which are hereby incorporated by reference herein in their entireties.

II. FIELD

[0002] Provided herein are multicyclic compounds useful for treating various neurological disorders, including but not limited to, psychosis and schizophrenia, compositions comprising the compounds, and methods of use thereof.

III. BACKGROUND

[0003] Central nervous system disorders affect a wide range of the population with differing severity. Generally, the major feature of this class of disorders includes the significant impairment of cognition or memory that represents a marked deterioration from a previous level of functioning.

[0004] Schizophrenia is a psychopathic disorder of unknown origin, which usually appears for the first time in early adulthood and is marked by characteristics such as, psychotic symptoms, phasic progression and development, and/or deterioration in social behavior and professional capability. Characteristic psychotic symptoms are disorders of thought content (*e.g.*, multiple, fragmentary, incoherent, implausible or simply delusional contents, or ideas of persecution) and of mentality (*e.g.*, loss of association, flight of imagination, incoherence up to incomprehensibility), as well as disorders of perceptibility (*e.g.*, hallucinations), emotions (*e.g.*, superficial or inadequate emotions), self-perceptions, intentions, impulses, and/or inter-human relationships, and psychomotoric disorders (*e.g.*, catatonia). Other symptoms are also associated with this disorder. *See, e.g., Diagnostic and Statistical Manual of Mental Disorders, 4th Ed.*, American Psychiatric Association (1997) (DSM-IV™).

[0005] Schizophrenia is classified into subgroups. The paranoid type is characterized by delusions and hallucinations and absence of thought disorder, disorganized behavior, and affective flattening. The disorganized type, which is also named "hebephrenic schizophrenia," in which thought disorder and flat affect are present together. The cataconic type, in which prominent psychomotor disturbances are evident, and symptoms may include catatonic stupor

and waxy flexibility. The undifferentiated type in which psychotic symptoms are present but the criteria for paranoid, disorganized, or catatonic types have not been met. The symptoms of schizophrenia normally manifest themselves in three broad categories, *i.e.*, positive, negative and cognitive symptoms. Positive symptoms are those, which represent an “excess” of normal experiences, such as hallucinations and delusions. Negative symptoms are those where the patient suffers from a lack of normal experiences, such as anhedonia and lack of social interaction. The cognitive symptoms relate to cognitive impairment in schizophrenics, such as lack of sustained attention and deficits in decision making. The current antipsychotics may be successful in treating the positive symptoms but fare less well for the negative and cognitive symptoms.

[0006] Cognitive impairment includes a decline in cognitive functions or cognitive domains, *e.g.*, working memory, attention and vigilance, verbal learning and memory, visual learning and memory, reasoning and problem solving (*e.g.*, executive function, speed of processing and/or social cognition). In particular, cognitive impairment may indicate deficits in attention, disorganized thinking, slow thinking, difficulty in understanding, poor concentration, impairment of problem solving, poor memory, difficulties in expressing thoughts, and/or difficulties in integrating thoughts, feelings and behavior, or difficulties in extinction of irrelevant thoughts.

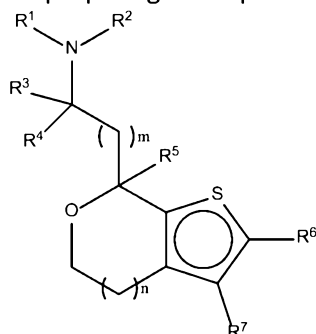
[0007] Agitation is a well-recognized behavioral disorder with a range of symptoms, including hostility, extreme excitement, poor impulse control, tension and/or uncooperativeness. Agitation is common in the elderly and often associated with dementia such as those caused by Alzheimer’s disease, Parkinson’s disease, and Huntington’s disease, and by diseases that affect blood vessels, such as stroke or multi-infarct dementia, which is caused by multiple strokes in the brain. An estimated five percent of people aged 65 and older and up to 20 percent of those aged 80 and older are affected by dementia; of these sufferers, nearly half exhibit behavioral disturbances, such as agitation, wandering, and violent outbursts. Agitated behaviors can also be manifested in cognitively intact elderly people and by those with psychiatric disorders other than dementia.

[0008] Dementia is characterized by several cognitive impairments including significant memory deficit and can stand alone, or be an underlying characteristic feature of a variety of diseases, including but not limited to, Alzheimer’s disease, Parkinson’s disease, Huntington’s disease, and multiple sclerosis.

[0009] Therefore, there is a great need for effective treatments of various neurological disorders, including but not limited to, psychosis and schizophrenia.

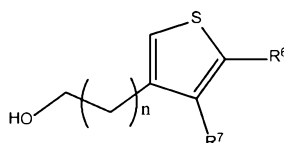
IV. SUMMARY

[0009a] Provided herein is a method for preparing a compound formula (IVa):



or a pharmaceutically acceptable salt or stereoisomer thereof, the method comprising:

a) treating a hydroxyalkyl thiophene of formula (i):



(i)

with an amino-aldehyde acetal and an acid to produce a compound of formula (IVa),

wherein:

m is 0;

n is 1;

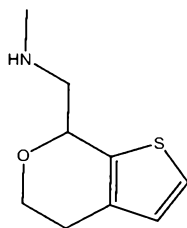
R¹ and R² are each independently hydrogen or C₁-C₄ alkyl;

R³ and R⁴ are each independently hydrogen or C₁-C₄ alkyl;

R⁵ is hydrogen; and

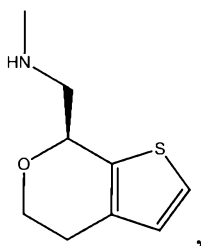
R⁶ and R⁷ are each independently hydrogen, halo, or C₁-C₄ alkyl.

[0009b] Also provided herein is a method for preparing a compound of formula



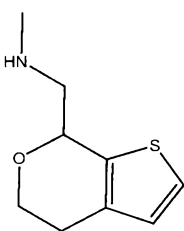
or a pharmaceutically acceptable salt or stereoisomer thereof, comprising combining 2-(Thiophen-3-yl)ethanol, *N*-methyl-2,2-dimethoxyethanamine and triflic acid and isolating said compound.

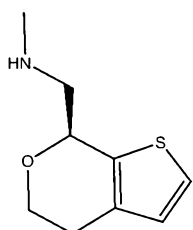
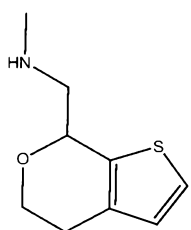
[0009c] Further provided herein is a method for preparing a compound of formula



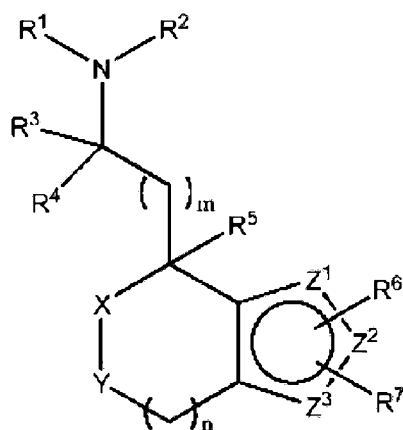
or a pharmaceutically acceptable salt or stereoisomer thereof, comprising:

combining 2-(Thiophen-3-yl)ethanol, *N*-methyl-2,2-dimethoxyethanamine, and triflic

acid; isolating  ; and

resolving  from  .

[0010] Other embodiments, not the subject of the present invention are described herein for completeness. For example, described herein are compounds of formula (I), or pharmaceutically acceptable salts or stereoisomers thereof:



(I),

wherein R¹, R², R³, R⁴, R⁵, R⁶, R⁷, X, Y, Z¹, Z², Z³, m, and n are defined herein elsewhere. The compounds are useful for treating various disorders, such as neurological disorders including, but not limited to, psychosis and schizophrenia.

[0011] Also described herein are compositions and dosage forms, comprising a compound provided herein, and one or more pharmaceutically acceptance excipients. Compositions and dosage forms provided herein may further comprise one or more additional active ingredients.

[0012] Also described herein are methods for the treatment, prevention, and/or management of various neurological disorders, including those of the central nervous system (CNS) using the compounds and compositions provided herein. In one embodiment, provided herein is a method of treating or managing one or more symptoms of a neurological disorder provided herein. Such neurological disorders include, but are not limited to, schizophrenia, schizophrenia spectrum disorder, acute schizophrenia, chronic schizophrenia, NOS schizophrenia, schizoid personality disorder, schizotypal personality disorder, delusional disorder, psychosis, psychotic disorder, brief psychotic disorder, shared psychotic disorder, psychotic disorder due to a general medical condition, drug-induced psychosis (e.g., cocaine, alcohol, amphetamine), psychoaffective disorder, aggression,

delirium, Parkinson's psychosis, excitative psychosis, Tourette's syndrome, organic or NOS psychosis, seizure, agitation, post-traumatic stress disorder, behavior disorder, neurodegenerative disease, Alzheimer's disease, Parkinson's disease, dyskinesias, Huntington's disease, dementia, mood disorder, anxiety, affective disorders (e.g., depression, e.g., major depressive disorder and dysthymia; bipolar disorder, e.g., bipolar depressive disorder; manic disorder; seasonal affective disorder; and attention deficit disorder (ADD) and attention deficit hyperactivity disorder (ADHD)), obsessive-compulsive disorder, vertigo, epilepsy, pain (e.g., neuropathic pain, sensitization accompanying neuropathic pain, and inflammatory pain), fibromyalgia, migraine, cognitive impairment, movement disorder, restless leg syndrome (RLS), multiple sclerosis, sleep disorder, sleep apnea, narcolepsy, excessive daytime sleepiness, jet lag, drowsy side effect of medications, insomnia, substance abuse or dependency (e.g., nicotine, cocaine), addiction, eating disorder, sexual dysfunction, hypertension, emesis, Lesche-Nyhan disease, Wilson's disease, autism, Huntington's chorea, and premenstrual dysphoria.

[0013] In one embodiment, described herein is a method of treating, preventing, and/or managing psychosis or schizophrenia. In one embodiment, provided herein is a method of treating or managing one or more symptoms of psychosis or schizophrenia. In one embodiment, provided herein is a method of treating, preventing, and/or managing psychosis or schizophrenia in a subject, such as a mammal, such as, e.g., human, rodent (such as, e.g., mice and rats), cat, dog, non-human primate, among others. In one embodiment, the method comprises contacting a compound provided herein with one or more receptors of the central nervous system. In one embodiment, the method comprises contacting a cell with a compound provided herein. In an exemplary embodiment, the cell is a brain cell, such as, e.g., a neuronal cell or a glial cell.

[0013a] Subject matter described herein but not the subject of the present invention may form the subject of the parent application AU2016200448, the grandparent application AU2010325925, or other related applications.

V. DETAILED DESCRIPTION

[0014] Unless defined otherwise, all technical and scientific terms used herein have the same meaning as those commonly understood by one of ordinary skill in the art. In certain embodiments, abbreviations are as defined in *J. Org. Chem.* 2007, 72, 23A. All publications and patents referred to herein are incorporated by reference herein in their entireties.

A. Definitions

[0015] As used in the specification and the accompanying claims, the indefinite articles "a" and "an" and the definite article "the" include plural as well as singular referents, unless the context clearly dictates otherwise.

[0015a] In the claims which follow and in the preceding description of the invention, except where the context requires otherwise due to express language or necessary implication, the word "comprise" or variations such as "comprises" or "comprising" is used in an inclusive sense, i.e. to specify the presence of the stated feature but not to preclude the presence or addition of further features in various embodiments of the invention.

[0016] As used herein, and unless otherwise indicated, the term "alkyl" refers to a linear or branched saturated monovalent hydrocarbon radical, wherein the alkyl may optionally be substituted with one or more substituents. In certain embodiments, the alkyl is a linear saturated monovalent hydrocarbon radical that has 1 to 20 (C_{1-20}), 1 to 15 (C_{1-15}), 1 to 12 (C_{1-12}) 1 to 10 (C_{1-10}), or 1 to 6 (C_{1-6}) carbon atoms, or branched saturated monovalent hydrocarbon radical of 3 to 20 (C_{3-20}), 3 to 15 (C_{3-15}), 3 to 12 (C_{3-12}), 3 to 10 (C_{3-10}), or 3 to 6 (C_{3-6}) carbon atoms. As used herein, linear C_{1-6} and branched C_{3-6} alkyl groups are also referred as "lower alkyl." Examples of alkyl groups include, but are not limited to, methyl, ethyl, propyl (including all isomeric forms, *e.g.*, *n*-propyl and isopropyl), butyl (including all isomeric forms, *e.g.* *n*-butyl, isobutyl, and *t*-butyl), pentyl (including all isomeric forms), and hexyl (including all isomeric forms). For example, C_{1-6} alkyl refers to a linear saturated monovalent hydrocarbon radical of 1 to 6 carbon

atoms or a branched saturated monovalent hydrocarbon radical of 3 to 6 carbon atoms. In certain embodiments, the alkyl is optionally substituted as described herein elsewhere.

[0017] As used herein, and unless otherwise specified, the term “alkenyl” refers to a linear or branched monovalent hydrocarbon radical, which contains one or more, in one embodiment, one to five, carbon-carbon double bonds. The alkenyl may be optionally substituted with one or more substituents. The term “alkenyl” also encompasses radicals having “*cis*” and “*trans*” configurations, or alternatively, “*E*” and “*Z*” configurations, as appreciated by those of ordinary skill in the art. For example, C₂₋₆ alkenyl refers to a linear unsaturated monovalent hydrocarbon radical of 2 to 6 carbon atoms or a branched unsaturated monovalent hydrocarbon radical of 3 to 6 carbon atoms. In certain embodiments, the alkenyl is a linear monovalent hydrocarbon radical of 2 to 20 (C₂₋₂₀), 2 to 15 (C₂₋₁₅), 2 to 12 (C₂₋₁₂), 2 to 10 (C₂₋₁₀), or 2 to 6 (C₂₋₆) carbon atoms, or a branched monovalent hydrocarbon radical of 3 to 20 (C₃₋₂₀), 3 to 15 (C₃₋₁₅), 3 to 12 (C₃₋₁₂), 3 to 10 (C₃₋₁₀), or 3 to 6 (C₃₋₆) carbon atoms. Examples of alkenyl groups include, but are not limited to, ethenyl, propen-1-yl, propen-2-yl, allyl, butenyl, and 4-methylbutenyl. In certain embodiments, the alkenyl is optionally substituted as described herein elsewhere.

[0018] As used herein, and unless otherwise specified, the term “alkynyl” refers to a linear or branched monovalent hydrocarbon radical, which contains one or more, in one embodiment, one to five, carbon-carbon triple bonds. The alkynyl may be optionally substituted with one or more substituents. In certain embodiments, the alkynyl is a linear monovalent hydrocarbon radical of 2 to 20 (C₂₋₂₀), 2 to 15 (C₂₋₁₅), 2 to 12 (C₂₋₁₂), 2 to 10 (C₂₋₁₀), or 2 to 6 (C₂₋₆) carbon atoms, or a branched monovalent hydrocarbon radical of 3 to 20 (C₃₋₂₀), 3 to 15 (C₃₋₁₅), 3 to 12 (C₃₋₁₂), 3 to 10 (C₃₋₁₀), or 3 to 6 (C₃₋₆) carbon atoms. Examples of alkynyl groups include, but are not limited to, ethynyl (–C≡CH) and propargyl (–CH₂C≡CH). For example, C₂₋₆ alkynyl refers to a linear unsaturated monovalent hydrocarbon radical of 2 to 6 carbon atoms or a branched unsaturated monovalent hydrocarbon radical of 3 to 6 carbon atoms. In certain embodiments, the alkynyl is optionally substituted as described herein elsewhere.

[0019] As used herein, and unless otherwise specified, the term “cycloalkyl” refers to a cyclic fully or partially saturated bridged and/or non-bridged hydrocarbon radical or ring system, which may be optionally substituted with one or more substituents. In certain embodiments, the cycloalkyl has from 3 to 20 (C₃₋₂₀), from 3 to 15 (C₃₋₁₅), from 3 to 12 (C₃₋₁₂), from 3 to 10 (C₃₋₁₀), or from 3 to 7 (C₃₋₇) carbon atoms. Examples of cycloalkyl groups include, but are not limited to, cyclopropyl, cyclobutyl, cyclopentyl, cyclohexyl, cycloheptyl, decalinyl, and adamantyl. In certain embodiments, the cycloalkyl is optionally substituted as described herein elsewhere.

[0020] As used herein, and unless otherwise specified, the term “heteroalkyl” refers to a stable straight or branched chain, or cyclic hydrocarbon radical, or combinations thereof, consisting of the stated number of carbon atoms and from one or more, in one embodiment, one

to three, heteroatoms selected from the group consisting of O, N, Si, and S, and wherein the nitrogen and sulfur atoms are optionally oxidized and the nitrogen heteroatom can optionally be quaternized. In one embodiment, the heteroatom(s) O, N and S can be placed at any interior position of the heteroalkyl group. In one embodiment, the heteroatom Si can be placed at any position of the heteroalkyl group (*e.g.*, interior or terminal position), including the position at which the alkyl group is attached to the remainder of the molecule. Examples include, but are not limited to, $-\text{CH}_2-\text{CH}_2-\text{O}-\text{CH}_3$, $-\text{CH}_2-\text{CH}_2-\text{NH}-\text{CH}_3$, $-\text{CH}_2-\text{CH}_2-\text{N}(\text{CH}_3)-\text{CH}_3$, $-\text{CH}_2-\text{S}-\text{CH}_2-\text{CH}_3$, $-\text{CH}_2-\text{CH}_2-\text{S}(\text{O})-\text{CH}_3$, $-\text{CH}_2-\text{CH}_2-\text{S}(\text{O})_2-\text{CH}_3$, $-\text{CH}=\text{CH}-\text{O}-\text{CH}_3$, $-\text{Si}(\text{CH}_3)_3$, $-\text{CH}_2-\text{CH}=\text{N}-\text{OCH}_3$, and $-\text{CH}=\text{CH}-\text{N}(\text{CH}_3)-\text{CH}_3$. Up to two heteroatoms can be consecutive, such as, for example, $-\text{CH}_2-\text{NH}-\text{O}-\text{CH}_3$ and $-\text{CH}_2-\text{O}-\text{Si}(\text{CH}_3)_3$. In certain embodiments, the heteroalkyl is optionally substituted as described herein elsewhere.

[0021] As used herein, and unless otherwise specified, the term “alkoxyl” refers to a stable straight or branched chain, or cyclic hydrocarbon radical, or combinations thereof, consisting of the stated number of carbon atoms and from one or more, in one embodiment, one to three, O atoms. Examples of alkoxyl include, but are not limited to, $-\text{O}-\text{CH}_3$, $-\text{O}-\text{CF}_3$, $-\text{O}-\text{CH}_2-\text{CH}_3$, $-\text{O}-\text{CH}_2-\text{CH}_2-\text{CH}_3$, $-\text{O}-\text{CH}(\text{CH}_3)_2$, and $-\text{O}-\text{CH}_2-\text{CH}_2-\text{O}-\text{CH}_3$. In one embodiment, the alkoxyl is optionally substituted as described herein elsewhere.

[0022] As used herein, and unless otherwise specified, the term “aminoalkyl” refers to a stable straight or branched chain, or cyclic hydrocarbon radical, or combinations thereof, consisting of the stated number of carbon atoms and from one or more, in one embodiment, one to three, N atoms. Examples of aminoalkyl include, but are not limited to, $-\text{NH}-\text{CH}_3$, $-\text{N}(\text{CH}_3)_2$, $-\text{NH}-\text{CH}_2-\text{CH}_3$, $-\text{N}(\text{CH}_3)-\text{CH}_2-\text{CH}_3$, $-\text{NH}-\text{CH}(\text{CH}_3)_2$, $-\text{CH}_2-\text{CH}_2-\text{NH}-\text{CH}_3$, and $-\text{CH}_2-\text{CH}_2-\text{N}(\text{CH}_3)_2$. In one embodiment, the aminoalkyl is optionally substituted as described herein elsewhere. In some embodiments, the aminoalkyl is optionally substituted with one or more halo.

[0023] As used herein, and unless otherwise specified, the term “aryl” refers to an optionally substituted monocyclic or polycyclic radical or ring system that contains at least one aromatic hydrocarbon ring. In certain embodiments, the aryl has from 6 to 20, from 6 to 15, or from 6 to 10 ring atoms. Examples of aryl groups include, but are not limited to, phenyl, naphthyl, fluorenyl, azulenyl, anthryl, phenanthryl, pyrenyl, biphenyl, and terphenyl. In certain embodiments, aryl also refers to bicyclic, tricyclic, or tetracyclic carbon rings, where one of the rings is aromatic and the other(s) of the rings may be saturated, partially unsaturated, or aromatic, for example, dihydronaphthyl, indenyl, indanyl, or tetrahydronaphthyl (tetralinyl). In certain embodiments, aryl may be a bicyclic, tricyclic, or tetracyclic ring system, where at least one of the rings is aromatic and one or more of the ring(s) is/are saturated or partially unsaturated containing one or more heteroatoms independently selected from O, S, and N. In

certain embodiments, the aryl is optionally substituted with one or more substituents as described herein elsewhere.

[0024] As used herein, and unless otherwise specified, the term “arylalkyl” or “aralkyl” refers to a monovalent alkyl group substituted with aryl. Example of aralkyl includes, but is not limited to, benzyl. In certain embodiments, both alkyl and aryl may be optionally substituted with one or more substituents as described herein elsewhere.

[0025] As used herein, and unless otherwise specified, the term “cycloalkylalkyl” refers to a monovalent alkyl group substituted with cycloalkyl. In certain embodiments, both the alkyl and cycloalkyl may be optionally substituted with one or more substituents as described herein elsewhere.

[0026] As used herein, and unless otherwise specified, the term “heteroaryl” refers to an optionally substituted monocyclic or multicyclic radical or ring system which contains at least one aromatic ring having one or more heteroatoms independently selected from O, S, and N. In one embodiment, each ring of a heteroaryl group can contain one or two O atoms, one or two S atoms, and/or one to four N atoms, provided that the total number of heteroatoms in each ring is four or less and each ring contains at least one carbon atom. In certain embodiments, the heteroaryl has from 5 to 20, from 5 to 15, or from 5 to 10 ring atoms. In certain embodiments, heteroaryl also refers to bicyclic, tricyclic, or tetracyclic rings, where one of the rings is aromatic having one or more heteroatoms independently selected from O, S, and N, and the other(s) of the rings may be saturated, partially unsaturated, or aromatic and may be carbocyclic or contain one or more heteroatoms independently selected from O, S, and N. Examples of monocyclic heteroaryl groups include, but are not limited to, furanyl, imidazolyl, isothiazolyl, isoxazolyl, oxadiazolyl, oxazolyl, pyrazinyl, pyrazolyl, pyridazinyl, pyridyl, pyrimidinyl, pyrrolyl, thiadiazolyl, thiazolyl, thienyl, tetrazolyl, triazinyl, and triazolyl. Examples of bicyclic heteroaryl groups include, but are not limited to, benzofuranyl, benzimidazolyl, benzoisoxazolyl, benzopyranyl, benzothiadiazolyl, benzothiazolyl, benzothienyl, benzotriazolyl, benzoxazolyl, furopyridyl, imidazopyridinyl, imidazothiazolyl, indoliziny, indolyl, indazolyl, isobenzofuranyl, isobenzothienyl, isoindolyl, isoquinoliny, isothiazolyl, naphthyridinyl, oxazolopyridinyl, phthalazinyl, pteridinyl, purinyl, pyridopyridyl, pyrrolopyridyl, quinoliny, quinoxaliny, quinazoliny, thiadiazolopyrimidyl, and thienopyridyl. Examples of tricyclic heteroaryl groups include, but are not limited to, acridinyl, benzindolyl, carbazolyl, dibenzofuranyl, perimidinyl, phenanthroliny, phenanthridinyl, phenarsazinyl, phenazinyl, phenothiazinyl, phenoxazinyl, and xanthenyl. In certain embodiments, the heteroaryl is optionally substituted with one or more substituents as described herein elsewhere.

[0027] As used herein, and unless otherwise specified, the term “heterocycloalkyl” or “heterocyclyl” refers to an optionally substituted monocyclic or multicyclic radical or ring

system which contains at least one non-aromatic ring having one or more heteroatoms independently selected from O, S, and N, and the remaining ring atoms are carbon atoms. In certain embodiments, the heterocyclyl or heterocycloalkyl group has from 3 to 20, from 3 to 15, from 3 to 10, from 3 to 8, from 4 to 7, or from 5 to 6 ring atoms. In certain embodiments, the heterocyclyl or heterocycloalkyl is a monocyclic, bicyclic, tricyclic, or tetracyclic ring system, which may include a fused or bridged ring system, and in which the nitrogen or sulfur atoms may be optionally oxidized, the nitrogen atoms may be optionally quaternized, the ring carbon atoms may be optionally substituted with oxo, and some rings may be partially or fully saturated, or aromatic. The heterocycloalkyl or heterocyclyl may be attached to the main structure at a heteroatom or a carbon atom which results in the creation of a stable compound. Examples include, but are not limited to, azepinyl, benzodioxanyl, benzodioxolyl, benzofuranonyl, benzopyranonyl, benzopyranyl, benzotetrahydrofuranyl, benzotetrahydrothienyl, benzothiopyranyl, benzoxazinyl, β -carbolinyl, chromanyl, chromonyl, cinnolinyl, coumarinyl, decahydroisoquinolinyl, dihydrobenzothiazinyl, dihydrobenzoxazinyl, dihydrofuryl, dihydroisoindolyl, dihydropyranyl, dihydropyrazolyl, dihydropyrazinyl, dihydropyridinyl, dihydropyrimidinyl, dihydropyrrolyl, dioxolanyl, 1,4-dithianyl, furanonyl, imidazolidinyl, imidazolyl, indolinyl, isobenzotetrahydrofuranyl, isobenzotetrahydrothienyl, isochromanyl, isocoumarinyl, isoindolinyl, isothiazolidinyl, isoxazolidinyl, morpholinyl, octahydroindolyl, octahydroisoindolyl, oxazolidinonyl, oxazolidinyl, oxiranyl, piperazinyl, piperidinyl, 4-piperidonyl, pyrazolidinyl, pyrazolinyl, pyrrolidinyl, pyrrolinyl, quinuclidinyl, tetrahydrofuryl, tetrahydroisoquinolinyl, tetrahydropyranyl, tetrahydrothienyl, thiamorpholinyl, thiazolidinyl, tetrahydroquinolinyl, and 1,3,5-trithianyl. In certain embodiments, when the heterocyclyl or heterocycloalkyl ring contains one or more O, the heterocyclyl or heterocycloalkyl may also be referred to as "cycloalkoxyl." In certain embodiments, the heterocyclyl or heterocycloalkyl is optionally substituted with one or more substituents as described herein elsewhere.

[0028] As used herein, and unless otherwise specified, the term "halogen", "halide" or "halo" refers to fluorine, chlorine, bromine, and iodine.

[0029] As used herein, and unless otherwise specified, the term "hydrogen" encompasses proton (^1H), deuterium (^2H), tritium (^3H), and/or mixtures thereof. In a compound described herein, one or more positions occupied by hydrogen may be enriched with deuterium and/or tritium. Such isotopically enriched analogs may be prepared from suitable isotopically labeled starting material obtained from a commercial source or prepared using known literature procedures.

[0030] As used herein, and unless otherwise specified, the term "optionally substituted" is intended to mean that a group, such as an alkyl, alkenyl, alkynyl, cycloalkyl, heteroalkyl, aryl, aralkyl, cycloalkylalkyl, heteroaryl, or heterocyclyl, may be substituted with one or more

substituents independently selected from, *e.g.*, (a) C₁₋₆ alkyl, C₂₋₆ alkenyl, C₂₋₆ alkynyl, C₃₋₇ cycloalkyl, C₆₋₁₄ aryl, C₇₋₁₅ aralkyl, heteroaryl, and heterocyclyl, each optionally substituted with one or more, in one embodiment, one, two, three, or four, substituents Q¹; and (b) halo, cyano (–CN), nitro (–NO₂), –C(O)R^a, –C(O)OR^a, –C(O)NR^bR^c, –C(NR^a)NR^bR^c, –OR^a, –OC(O)R^a, –OC(O)OR^a, –OC(O)NR^bR^c, –OC(=NR^a)NR^bR^c, –OS(O)R^a, –OS(O)₂R^a, –OS(O)NR^bR^c, –OS(O)₂NR^bR^c, –NR^bR^c, –NR^aC(O)R^d, –NR^aC(O)OR^d, –NR^aC(O)NR^bR^c, –NR^aC(=NR^d)NR^bR^c, –NR^aS(O)R^d, –NR^aS(O)₂R^d, –NR^aS(O)NR^bR^c, –NR^aS(O)₂NR^bR^c, –SR^a, –S(O)R^a, –S(O)₂R^a, –S(O)NR^bR^c, and –S(O)₂NR^bR^c, wherein each R^a, R^b, R^c, and R^d is independently (i) hydrogen; (ii) C₁₋₆ alkyl, C₂₋₆ alkenyl, C₂₋₆ alkynyl, C₃₋₇ cycloalkyl, C₆₋₁₄ aryl, C₇₋₁₅ aralkyl, heteroaryl, or heterocyclyl, each optionally substituted with one or more, in one embodiment, one, two, three, or four, substituents Q¹; or (iii) R^b and R^c together with the N atom to which they are attached form heteroaryl or heterocyclyl, optionally substituted with one or more, in one embodiment, one, two, three, or four, substituents Q¹. As used herein, all groups that can be substituted are “optionally substituted,” unless otherwise specified.

[0031] In one embodiment, each Q¹ is independently selected from the group consisting of (a) cyano, halo, and nitro; and (b) C₁₋₆ alkyl, C₂₋₆ alkenyl, C₂₋₆ alkynyl, C₃₋₇ cycloalkyl, C₆₋₁₄ aryl, C₇₋₁₅ aralkyl, heteroaryl, and heterocyclyl; and (c) –C(O)R^e, –C(O)OR^e, –C(O)NR^fR^g, –C(NR^e)NR^fR^g, –OR^e, –OC(O)R^e, –OC(O)OR^e, –OC(O)NR^fR^g, –OC(=NR^e)NR^fR^g, –OS(O)R^e, –OS(O)₂R^e, –OS(O)NR^fR^g, –OS(O)₂NR^fR^g, –NR^fR^g, –NR^eC(O)R^h, –NR^eC(O)OR^h, –NR^eC(O)NR^fR^g, –NR^eC(=NR^h)NR^fR^g, –NR^eS(O)R^h, –NR^eS(O)₂R^h, –NR^eS(O)NR^fR^g, –NR^eS(O)₂NR^fR^g, –SR^e, –S(O)R^e, –S(O)₂R^e, –S(O)NR^fR^g, and –S(O)₂NR^fR^g; wherein each R^e, R^f, R^g, and R^h is independently (i) hydrogen; (ii) C₁₋₆ alkyl, C₂₋₆ alkenyl, C₂₋₆ alkynyl, C₃₋₇ cycloalkyl, C₆₋₁₄ aryl, C₇₋₁₅ aralkyl, heteroaryl, or heterocyclyl; or (iii) R^f and R^g together with the N atom to which they are attached form heteroaryl or heterocyclyl.

[0032] As used herein, and unless otherwise specified, the term “pharmaceutically acceptable salts” refers to salts prepared from pharmaceutically acceptable non-toxic acids, including inorganic acids and organic acids. Suitable non-toxic acids include inorganic and organic acids, such as, including but not limited to, acetic, alginic, anthranilic, benzenesulfonic, benzoic, camphorsulfonic, citric, ethenesulfonic, formic, fumaric, furoic, gluconic, glutamic, glucorenic, galacturonic, glycidic, hydrobromic, hydrochloric, isethionic, lactic, maleic, malic, mandelic, methanesulfonic, mucic, nitric, pamoic, pantothenic, phenylacetic, propionic, phosphoric, salicylic, stearic, succinic, sulfanilic, sulfuric, tartaric acid, and *p*-toluenesulfonic.

[0033] As used herein, and unless otherwise specified, the term “solvate” refers to a compound provided herein or a salt thereof, which further includes a stoichiometric or non-stoichiometric amount of solvent bound by non-covalent intermolecular forces. Where the solvent is water, the solvate is a hydrate.

[0034] As used herein, and unless otherwise specified, the term “stereoisomer” encompasses all enantiomerically/diastereomerically/stereomerically pure and enantiomerically/diastereomerically/stereomerically enriched compounds provided herein.

[0035] As used herein and unless otherwise specified, the term “stereomerically pure” means a composition that comprises one stereoisomer of a compound and is substantially free of other stereoisomers of that compound. For example, a stereomerically pure composition of a compound having one chiral center will be substantially free of the opposite enantiomer of the compound. A stereomerically pure composition of a compound having two chiral centers will be substantially free of other diastereomers of the compound. A typical stereomerically pure compound comprises greater than about 80% by weight of one stereoisomer of the compound and less than about 20% by weight of other stereoisomers of the compound, greater than about 90% by weight of one stereoisomer of the compound and less than about 10% by weight of the other stereoisomers of the compound, greater than about 95% by weight of one stereoisomer of the compound and less than about 5% by weight of the other stereoisomers of the compound, greater than about 97% by weight of one stereoisomer of the compound and less than about 3% by weight of the other stereoisomers of the compound, or greater than about 99% by weight of one stereoisomer of the compound and less than about 1% by weight of the other stereoisomers of the compound.

[0036] As used herein and unless otherwise indicated, the term “stereomerically enriched” means a composition that comprises greater than about 55% by weight of one stereoisomer of a compound, greater than about 60% by weight of one stereoisomer of a compound, greater than about 70% by weight, or greater than about 80% by weight of one stereoisomer of a compound.

[0037] As used herein, and unless otherwise indicated, the term “enantiomerically pure” means a stereomerically pure composition of a compound having one chiral center. Similarly, the term “enantiomerically enriched” means a stereomerically enriched composition of a compound having one chiral center.

[0038] In certain embodiments, as used herein, and unless otherwise specified, “optically active” and “enantiomerically active” refer to a collection of molecules, which has an enantiomeric excess or diastereomeric excess of no less than about 50%, no less than about 70%, no less than about 80%, no less than about 90%, no less than about 91%, no less than about 92%, no less than about 93%, no less than about 94%, no less than about 95%, no less than about 96%, no less than about 97%, no less than about 98%, no less than about 99%, no less than about 99.5%, or no less than about 99.8%. In certain embodiments, the compound comprises about 95% or more of the desired enantiomer or diastereomer and about 5% or less of the less preferred enantiomer or diastereomer based on the total weight of the racemate in question..

[0039] In describing an optically active compound, the prefixes *R* and *S* are used to denote the absolute configuration of the molecule about its chiral center(s). The (+) and (-) are used to denote the optical rotation of the compound, that is, the direction in which a plane of polarized light is rotated by the optically active compound. The (-) prefix indicates that the compound is levorotatory, that is, the compound rotates the plane of polarized light to the left or counterclockwise. The (+) prefix indicates that the compound is dextrorotatory, that is, the compound rotates the plane of polarized light to the right or clockwise. However, the sign of optical rotation, (+) and (-), is not related to the absolute configuration of the molecule, *R* and *S*.

[0040] As used herein, and unless otherwise specified, the term “about” or “approximately” means an acceptable error for a particular value as determined by one of ordinary skill in the art, which depends in part on how the value is measured or determined. In certain embodiments, the term “about” or “approximately” means within 1, 2, 3, or 4 standard deviations. In certain embodiments, the term “about” or “approximately” means within 50%, 30%, 25%, 20%, 15%, 10%, 9%, 8%, 7%, 6%, 5%, 4%, 3%, 2%, 1%, 0.5%, 0.1%, or 0.05% of a given value or range.

[0041] As used herein, and unless otherwise specified, the term “pharmaceutically acceptable carrier,” “pharmaceutically acceptable excipient,” “physiologically acceptable carrier,” or “physiologically acceptable excipient” refers to a pharmaceutically-acceptable material, composition, or vehicle, such as a liquid or solid filler, diluent, solvent, or encapsulating material. In one embodiment, each component is “pharmaceutically acceptable” in the sense of being compatible with the other ingredients of a pharmaceutical formulation, and suitable for use in contact with the tissue or organ of humans and animals without excessive toxicity, irritation, allergic response, immunogenicity, or other problems or complications, commensurate with a reasonable benefit/risk ratio. See, *Remington: The Science and Practice of Pharmacy*, 21st Edition, Lippincott Williams & Wilkins: Philadelphia, PA, 2005; *Handbook of Pharmaceutical Excipients*, 5th Edition, Rowe *et al.*, Eds., The Pharmaceutical Press and the American Pharmaceutical Association: 2005; and *Handbook of Pharmaceutical Additives*, 3rd Edition, Ash and Ash Eds., Gower Publishing Company: 2007; *Pharmaceutical Preformulation and Formulation*, 2nd Edition, Gibson Ed., CRC Press LLC: Boca Raton, FL, 2009.

[0042] As used herein, and unless otherwise specified, the terms “active ingredient” and “active substance” refer to a compound, which is administered, alone or in combination with one or more pharmaceutically acceptable excipients, to a subject for treating, preventing, or ameliorating one or more symptoms of a condition, disorder, or disease. As used herein, “active ingredient” and “active substance” may be an optically active isomer of a compound described herein.

[0043] As used herein, and unless otherwise specified, the terms “drug” and “therapeutic agent” refer to a compound, or a pharmaceutical composition thereof, which is administered to a

subject for treating, preventing, managing, or ameliorating one or more symptoms of a condition, disorder, or disease.

[0044] As used herein, and unless otherwise indicated, the terms “treat,” “treating” and “treatment” refer to the eradication or amelioration of a disease or disorder, or of one or more symptoms associated with the disease or disorder. In one embodiment, such symptoms are those known to a person of skill in the art to be associated with the disease or disorder being treated. In certain embodiments, the terms refer to minimizing the spread or worsening of the disease or disorder resulting from the administration of one or more prophylactic or therapeutic agents to a subject with such a disease or disorder. In some embodiments, the terms refer to the administration of a compound provided herein, with or without other additional active agent, after the onset of symptoms of the particular disease.

[0045] As used herein, and unless otherwise indicated, the terms “prevent,” “preventing” and “prevention” refer to the prevention of the onset, recurrence or spread of a disease or disorder, or of one or more symptoms associated with the disease or disorder. In one embodiment, such symptoms are those known to a person of skill in the art to be associated with the disease or disorder being prevented. In certain embodiments, the terms refer to the treatment with or administration of a compound provided herein, with or without other additional active compound, prior to the onset of symptoms, particularly to patients at risk of disease or disorders provided herein. The terms encompass the inhibition or reduction of a symptom of the particular disease. Patients with familial history of a disease in particular are candidates for preventive regimens in certain embodiments. In addition, patients who have a history of recurring symptoms are also potential candidates for the prevention. In this regard, the term “prevention” may be interchangeably used with the term “prophylactic treatment.”

[0046] As used herein, and unless otherwise specified, the terms “manage,” “managing,” and “management” refer to preventing or slowing the progression, spread or worsening of a disease or disorder, or of one or more symptoms associated with the disease or disorder. In one embodiment, such symptoms are those known to a person of skill in the art to be associated with the disease or disorder being managed. Often, the beneficial effects that a subject derives from a prophylactic and/or therapeutic agent do not result in a cure of the disease or disorder. In this regard, the term “managing” encompasses treating a patient who had suffered from the particular disease in an attempt to prevent or minimize the recurrence of the disease.

[0047] As used herein, and unless otherwise specified, a “therapeutically effective amount” of a compound is an amount sufficient to provide a therapeutic benefit in the treatment or management of a disease or disorder, or to delay or minimize one or more symptoms associated with the disease or disorder. A therapeutically effective amount of a compound means an amount of therapeutic agent, alone or in combination with other therapies, which provides a

therapeutic benefit in the treatment or management of the disease or disorder. The term “therapeutically effective amount” can encompass an amount that improves overall therapy, reduces or avoids symptoms or causes of disease or disorder, or enhances the therapeutic efficacy of another therapeutic agent.

[0048] As used herein, and unless otherwise specified, a “prophylactically effective amount” of a compound is an amount sufficient to prevent a disease or disorder, or prevent its recurrence. A prophylactically effective amount of a compound means an amount of therapeutic agent, alone or in combination with other agents, which provides a prophylactic benefit in the prevention of the disease. The term “prophylactically effective amount” can encompass an amount that improves overall prophylaxis or enhances the prophylactic efficacy of another prophylactic agent.

[0049] As used herein, and unless otherwise specified, the term “subject” is defined herein to include animals such as mammals, including, but not limited to, primates (*e.g.*, humans), cows, sheep, goats, horses, dogs, cats, rabbits, rats, mice and the like. In specific embodiments, the subject is a human.

[0050] As used herein, and unless otherwise specified, the term “neurological disorder” refers to any condition of the central or peripheral nervous system of a mammal. The term “neurological disorder” includes, but is not limited to, neurodegenerative diseases (*e.g.*, Alzheimer’s disease, Parkinson’s disease and amyotrophic lateral sclerosis), neuropsychiatric diseases (*e.g.*, schizophrenia and anxieties, such as general anxiety disorder), and affective disorders (*e.g.*, depression, bipolar disorder, manic conditions, and attention deficit disorder). Exemplary neurological disorders include, but are not limited to, MLS (cerebellar ataxia), Huntington’s disease, Down syndrome, multi-infarct dementia, status epilepticus, contusive injuries (*e.g.*, spinal cord injury and head injury), viral infection induced neurodegeneration, (*e.g.*, AIDS, encephalopathies), epilepsy, benign forgetfulness, closed head injury, sleep disorders, major depressive disorder, dysthymia, seasonal affective disorder, dementias, movement disorders, psychosis, alcoholism, post-traumatic stress disorder, and the like. “Neurological disorder” also includes any condition associated with the disorder. For instance, a method of treating a neurodegenerative disorder includes methods of treating loss of memory and/or loss of cognition associated with a neurodegenerative disorder. An exemplary method would also include treating or preventing loss of neuronal function characteristic of neurodegenerative disorder. “Neurological disorder” also includes any disease or condition that is implicated, at least in part, in monoamine (*e.g.*, norepinephrine) signaling pathways (*e.g.*, cardiovascular disease).

[0051] As used herein, and unless otherwise specified, the terms “psychosis,” “schizophrenia,” “obsessive-compulsive disorder,” “substance abuse,” “anxiety,” “eating

disorders,” “migraine,” and other CNS or neurological disorders described herein elsewhere are used herein in a manner consistent with their accepted meanings in the art. *See, e.g., Diagnostic and Statistical Manual of Mental Disorders*, 4th Ed., American Psychiatric Association (1997) (DSM-IV™).

[0052] As used herein, and unless otherwise specified, the term “seizure” refers to a neurological disorder and may be used interchangeably with “convulsion,” although there are many types of seizure, some of which have subtle or mild symptoms instead of convulsions. In one embodiment, the term “seizure” as used herein is intended to encompass “convulsion.” In some embodiments, seizures may be caused by disorganized and sudden electrical activity in the brain. In some embodiments, convulsions are a rapid and uncontrollable shaking during which the muscles contract and relax repeatedly. Unless otherwise specified, the terms “convulsion” and “seizure” are used herein in accordance with the accepted meanings as found in the *Diagnostic and Statistical Manual of Mental Disorders*, 4th Ed., American Psychiatric Association (1997) (DSM-IV™).

[0053] As used herein, and unless otherwise specified, the term “affective disorder” includes depression, attention deficit disorder, attention deficit disorder with hyperactivity, bipolar disorder, and manic disorder, and the like.

[0054] As used herein, and unless otherwise specified, the term “depression” includes all forms of depression, including, but not limited to, major depressive disorder (MDD) or unipolar depressive disorder, dysthymia, seasonal affective disorder (SAD), and bipolar depressive disorder. “Major depressive disorder” is used herein interchangeably with “unipolar depression”, “unipolar depressive disorder”, and “major depression.” “Depression” may also include any condition commonly associated with depression, such as all forms of fatigue (*e.g.*, chronic fatigue syndrome) and cognitive deficits.

[0055] Unless otherwise specified, the terms “bipolar disorder” and “manic disorder” are used herein in accordance with the accepted meanings as found in the *Diagnostic and Statistical Manual of Mental Disorders*, 4th Ed., American Psychiatric Association (1997) (DSM-IV™).

[0056] Unless otherwise specified, the terms “attention deficit disorder” (ADD), and “attention deficit disorder with hyperactivity” (ADHD) or “attention deficit hyperactivity disorder” (ADHD), are used herein in accordance with the accepted meanings as found in the *Diagnostic and Statistical Manual of Mental Disorders*, 4th Ed., American Psychiatric Association (1997) (DSM-IV™).

[0057] As used herein, and unless otherwise specified, the term “pain” refers to an unpleasant sensory and emotional experience. Unless otherwise specified, the term “pain,” as used herein, refers to all categories of pain, including pain that is described in terms of stimulus or nerve response, *e.g.*, somatic pain (normal nerve response to a noxious stimulus) and

neuropathic pain (abnormal response of a injured or altered sensory pathway, often without clear noxious input); pain that is categorized temporally, *e.g.*, chronic pain and acute pain; pain that is categorized in terms of its severity, *e.g.*, mild, moderate, or severe; and pain that is a symptom or a result of a disease state or syndrome, *e.g.*, inflammatory pain, cancer pain, AIDS pain, arthropathy, migraine, trigeminal neuralgia, cardiac ischaemia, and diabetic peripheral neuropathic pain (*See, e.g.*, Harrison's Principles of Internal Medicine, pp. 93-98 (Wilson *et al.*, eds., 12th ed. 1991); Williams *et al.*, *J. of Med. Chem.* 42: 1481-1485 (1999), herein each incorporated by reference in their entirety). "Pain" is also meant to include mixed etiology pain, dual mechanism pain, allodynia, causalgia, central pain, hyperesthesia, hyperpathia, dysesthesia, and hyperalgesia. In one embodiment, the term "pain" includes pain resulting from dysfunction of the nervous system: organic pain states that share clinical features of neuropathic pain and possible common pathophysiology mechanisms, but are not initiated by an identifiable lesion in any part of the nervous system.

[0058] Unless otherwise specified, the term "somatic pain," as used herein, refers to a normal nerve response to a noxious stimulus such as injury or illness, *e.g.*, trauma, burn, infection, inflammation, or disease process such as cancer, and includes both cutaneous pain (*e.g.*, skin, muscle or joint derived) and visceral pain (*e.g.*, organ derived).

[0059] Unless otherwise specified, the term "neuropathic pain," as used herein, refers to a heterogeneous group of neurological conditions that result from damage to the nervous system. The term also refers to pain resulting from injury to or dysfunctions of peripheral and/or central sensory pathways, and from dysfunctions of the nervous system, where the pain often occurs or persists without an obvious noxious input. This includes pain related to peripheral neuropathies as well as central neuropathic pain. Common types of peripheral neuropathic pain include diabetic neuropathy (also called diabetic peripheral neuropathic pain, or DN, DPN, or DPNP), post-herpetic neuralgia (PHN), and trigeminal neuralgia (TGN). Central neuropathic pain, involving damage to the brain or spinal cord, can occur following stroke, spinal cord injury, and as a result of multiple sclerosis, and is also encompassed by the term. Other types of pain that are meant to be included in the definition of neuropathic pain include, but are not limited to, neuropathic cancer pain, HIV/AIDS induced pain, phantom limb pain, and complex regional pain syndrome. Unless otherwise specified, the term also encompasses the common clinical features of neuropathic pain including, but not limited to, sensory loss, allodynia (non-noxious stimuli produce pain), hyperalgesia and hyperpathia (delayed perception, summation, and painful after sensation). Pain is often a combination of nociceptive and neuropathic types, for example, mechanical spinal pain and radiculopathy or myelopathy.

[0060] As used herein, and unless otherwise specified, the term "acute pain" refers to the normal, predicted physiological response to a noxious chemical, thermal or mechanical stimulus

typically associated with invasive procedures, trauma and disease. It is generally time-limited, and may be viewed as an appropriate response to a stimulus that threatens and/or produces tissue injury. The term also refers to pain which is marked by short duration or sudden onset.

[0061] As used herein, and unless otherwise specified, the term “chronic pain” encompasses the pain occurring in a wide range of disorders, for example, trauma, malignancies and chronic inflammatory diseases such as rheumatoid arthritis. Chronic pain may last more than about six months. In addition, the intensity of chronic pain may be disproportionate to the intensity of the noxious stimulus or underlying process. The term also refers to pain associated with a chronic disorder, or pain that persists beyond resolution of an underlying disorder or healing of an injury, and that is often more intense than the underlying process would predict. It may be subject to frequent recurrence.

[0062] As used herein, and unless otherwise specified, the term “inflammatory pain” is pain in response to tissue injury and the resulting inflammatory process. Inflammatory pain is adaptive in that it elicits physiologic responses that promote healing. However, inflammation may also affect neuronal function. Inflammatory mediators, including PGE₂ induced by the COX2 enzyme, bradykinins, and other substances, bind to receptors on pain-transmitting neurons and alter their function, increasing their excitability and thus increasing pain sensation. Much chronic pain has an inflammatory component. The term also refers to pain which is produced as a symptom or a result of inflammation or an immune system disorder.

[0063] As used herein, and unless otherwise specified, the term “visceral pain” refers to pain which is located in an internal organ.

[0064] As used herein, and unless otherwise specified, the term “mixed etiology pain” refers to pain that contains both inflammatory and neuropathic components.

[0065] As used herein, and unless otherwise specified, the term “dual mechanism pain” refers to pain that is amplified and maintained by both peripheral and central sensitization.

[0066] As used herein, and unless otherwise specified, the term “causalgia” refers to a syndrome of sustained burning, allodynia, and hyperpathia after a traumatic nerve lesion, often combined with vasomotor and sudomotor dysfunction and later trophic changes. As used herein, and unless otherwise specified, the term “central pain” refers to pain initiated by a primary lesion or dysfunction in the central nervous system.

[0067] As used herein, and unless otherwise specified, the term “hyperesthesia” refers to increased sensitivity to stimulation, excluding the special senses.

[0068] As used herein, and unless otherwise specified, the term “hyperpathia” refers to a painful syndrome characterized by an abnormally painful reaction to a stimulus, especially a repetitive stimulus, as well as an increased threshold. It may occur with allodynia, hyperesthesia, hyperalgesia, or dysesthesia.

- [0069]** As used herein, and unless otherwise specified, the term “dysesthesia” refers to an unpleasant abnormal sensation, whether spontaneous or evoked. In certain embodiments, dysesthesia include hyperalgesia and allodynia.
- [0070]** As used herein, and unless otherwise specified, the term “hyperalgesia” refers to an increased response to a stimulus that is normally painful. It reflects increased pain on suprathreshold stimulation.
- [0071]** As used herein, and unless otherwise specified, the term “allodynia” refers to pain due to a stimulus that does not normally provoke pain.
- [0072]** As used herein, and unless otherwise specified, the term “diabetic peripheral neuropathic pain” (DPNP), also called diabetic neuropathy, DN or diabetic peripheral neuropathy), refers to chronic pain caused by neuropathy associated with diabetes mellitus. The classic presentation of DPNP is pain or tingling in the feet that can be described not only as “burning” or “shooting” but also as severe aching pain. Less commonly, patients may describe the pain as itching, tearing, or like a toothache. The pain may be accompanied by allodynia and hyperalgesia and an absence of symptoms, such as numbness.
- [0073]** As used herein, and unless otherwise specified, the term “post-herpetic neuralgia”, also called “postherpetic neuralgia” (PHN), refers to a painful condition affecting nerve fibers and skin. Without being limited by a particular theory, it is a complication of shingles, a second outbreak of the varicella zoster virus (VZV), which initially causes chickenpox.
- [0074]** As used herein, and unless otherwise specified, the term “neuropathic cancer pain” refers to peripheral neuropathic pain as a result of cancer, and can be caused directly by infiltration or compression of a nerve by a tumor, or indirectly by cancer treatments such as radiation therapy and chemotherapy (chemotherapy-induced neuropathy).
- [0075]** As used herein, and unless otherwise specified, the term “HIV/AIDS peripheral neuropathy” or “HIV/AIDS related neuropathy“ refers to peripheral neuropathy caused by HIV/AIDS, such as acute or chronic inflammatory demyelinating neuropathy (AIDP and CIDP, respectively), as well as peripheral neuropathy resulting as a side effect of drugs used to treat HIV/AIDS.
- [0076]** As used herein, and unless otherwise specified, the term “phantom limb pain” refers to pain appearing to come from where an amputated limb used to be. Phantom limb pain can also occur in limbs following paralysis (*e.g.*, following spinal cord injury). “Phantom limb pain” is usually chronic in nature.
- [0077]** As used herein, and unless otherwise specified, the term “trigeminal neuralgia” (TN) refers to a disorder of the fifth cranial (trigeminal) nerve that causes episodes of intense, stabbing, electric-shock-like pain in the areas of the face where the branches of the nerve are

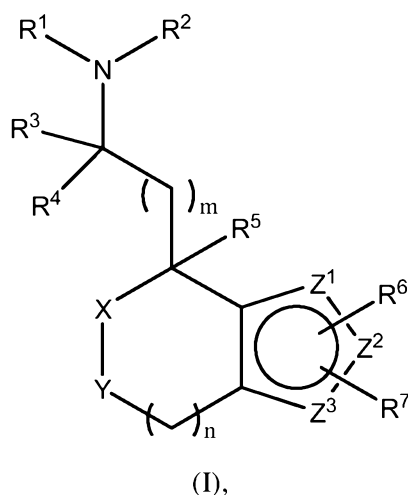
distributed (lips, eyes, nose, scalp, forehead, upper jaw, and lower jaw). It is also known as the “suicide disease”.

[0078] As used herein, and unless otherwise specified, the term “complex regional pain syndrome” (CRPS), formerly known as “reflex sympathetic dystrophy” (RSD), refers to a chronic pain condition whose key symptom is continuous, intense pain out of proportion to the severity of the injury, which gets worse rather than better over time. The term encompasses type 1 CRPS, which includes conditions caused by tissue injury other than peripheral nerve, and type 2 CRPS, in which the syndrome is provoked by major nerve injury, and is sometimes called causalgia.

[0079] As used herein, and unless otherwise specified, the term “fibromyalgia” refers to a chronic condition characterized by diffuse or specific muscle, joint, or bone pain, along with fatigue and a range of other symptoms. Previously, fibromyalgia was known by other names such as fibrositis, chronic muscle pain syndrome, psychogenic rheumatism and tension myalgias.

B. Compounds

[0080] In one embodiment, provided herein is a compound of formula (I):



or a pharmaceutically acceptable salt or stereoisomer thereof, wherein

one of X and Y is O, and the other is CH₂; or both X and Y are CH₂;

one of Z¹, Z², and Z³ is S; and (i) two of Z¹, Z², and Z³ are C; or (ii) one of Z¹, Z², and Z³ is C and one of Z¹, Z², and Z³ is N;

R¹ and R² are each independently (i) hydrogen, alkyl, alkoxy, aminoalkyl, alkenyl, alkynyl, cycloalkyl, cycloalkylalkyl, aryl, or aralkyl, each of which is optionally substituted; or (ii) -(CH₂)_p-R⁸, wherein R⁸ is SO₂alkyl or SO₂aryl, each of which is optionally substituted; or (iii) R¹ and R² together with the nitrogen atom to which they are attached form an optionally substituted heterocyclyl or heteroaryl;

R^3 and R^4 are each independently (i) hydrogen, alkyl, alkoxy, aminoalkyl, alkenyl, alkynyl, cycloalkyl, cycloalkylalkyl, aryl, or aralkyl, each of which is optionally substituted; or (ii) $-(CH_2)_p-R^9$, wherein R^9 is CF_3 , CN, nitro, amino, hydroxyl, or cycloalkoxy, each of which is optionally substituted; or (iii) R^3 and R^4 together with the carbon atom to which they are attached form an optionally substituted cycloalkyl or heterocyclyl; or (iv) R^3 and R^1 together with the atoms to which they are attached form an optionally substituted heterocyclyl, and R^4 is (i) or (ii); or (v) R^3 and R^4 are combined together to form a double bond and together with R^1 and/or R^2 and the atoms to which they are attached form an optionally substituted heteroaryl (e.g., imidazolyl or thiazolyl);

R^5 is (i) hydrogen, alkyl, alkoxy, aminoalkyl, alkenyl, alkynyl, cycloalkyl, cycloalkylalkyl, aryl, or aralkyl, each of which is optionally substituted; or (ii) $-(CH_2)_p-R^{10}$, wherein R^{10} is CF_3 , CN, nitro, amino, hydroxyl, or cycloalkoxy, each of which is optionally substituted; or (iii) R^5 and R^1 together with the atoms to which they are attached form an optionally substituted heterocyclyl;

R^6 and R^7 are each independently (i) hydrogen, halo, alkyl, alkoxy, aminoalkyl, alkenyl, alkynyl, cycloalkyl, cycloalkylalkyl, aryl, or aralkyl, each of which is optionally substituted; or (ii) $-(CH_2)_p-R^{11}$, wherein R^{11} is CF_3 , CN, nitro, amino, hydroxyl, cycloalkoxy, heteroaryl, or heterocyclyl, each of which is optionally substituted; or (iii) R^6 and R^7 together with the atoms to which they are attached form an optionally substituted aryl, heteroaryl, cycloalkyl or heterocyclyl ring; with the proviso that when one of Z^1 , Z^2 , and Z^3 is N, R^7 is absent;

m is 0, 1, or 2;

n is 0, 1, or 2; and

each occurrence of p is independently 0, 1, or 2.

[0081] In one embodiment, provided herein is a compound of formula (I), as defined herein elsewhere, or a pharmaceutically acceptable salt or stereoisomer thereof, wherein:

one of X and Y is O, and the other is CH_2 ; or both X and Y are CH_2 ;

two of Z^1 , Z^2 , and Z^3 are C, and one of Z^1 , Z^2 , and Z^3 is S;

R^1 and R^2 are each independently (i) hydrogen, alkyl, alkoxy, aminoalkyl, alkenyl, alkynyl, cycloalkyl, cycloalkylalkyl, aryl, or aralkyl, each of which is optionally substituted; or (ii) $-(CH_2)_p-R^8$, wherein R^8 is SO_2 alkyl or SO_2 aryl, each of which is optionally substituted; or (iii) R^1 and R^2 together with the nitrogen atom to which they are attached form an optionally substituted heterocyclyl or heteroaryl;

R^3 and R^4 are each independently (i) hydrogen, alkyl, alkoxy, aminoalkyl, alkenyl, alkynyl, cycloalkyl, cycloalkylalkyl, aryl, or aralkyl, each of which is optionally substituted; or (ii) $-(CH_2)_p-R^9$, wherein R^9 is CF_3 , CN, nitro, amino, hydroxyl, or cycloalkoxy, each of which is optionally substituted; or (iii) R^3 and R^4 together with the carbon atom to which they are attached form an optionally substituted cycloalkyl or heterocyclyl; or (iv) R^3 and R^1 together

with the atoms to which they are attached form an optionally substituted heterocyclyl, and R^4 is (i) or (ii); or (v) R^3 and R^4 are combined together to form a double bond and together with R^1 and/or R^2 and the atoms to which they are attached form an optionally substituted heteroaryl (e.g., imidazolyl or thiazolyl);

R^5 is (i) hydrogen, alkyl, alkoxy, aminoalkyl, alkenyl, alkynyl, cycloalkyl, cycloalkylalkyl, aryl, or aralkyl, each of which is optionally substituted; or (ii) $-(CH_2)_p-R^{10}$, wherein R^{10} is CF_3 , CN, nitro, amino, hydroxyl, or cycloalkoxy, each of which is optionally substituted; or (iii) R^5 and R^1 together with the atoms to which they are attached form an optionally substituted heterocyclyl;

R^6 and R^7 are each independently (i) hydrogen, halo, alkyl, alkoxy, aminoalkyl, alkenyl, alkynyl, cycloalkyl, cycloalkylalkyl, aryl, or aralkyl, each of which is optionally substituted; or (ii) $-(CH_2)_p-R^{11}$, wherein R^{11} is CF_3 , CN, nitro, amino, hydroxyl, cycloalkoxy, heteroaryl, or heterocyclyl, each of which is optionally substituted; or (iii) R^6 and R^7 together with the atoms to which they are attached form an optionally substituted aryl, heteroaryl, cycloalkyl or heterocyclyl ring;

m is 0, 1, or 2;

n is 0, 1, or 2; and

each occurrence of p is independently 0, 1, or 2.

[0082] In one embodiment, X is O and Y is CH_2 . In one embodiment, X is CH_2 and Y is O. In one embodiment, both X and Y are CH_2 .

[0083] In one embodiment, Z^1 is S. In one embodiment, Z^2 is S. In one embodiment, Z^3 is S. In one embodiment, Z^1 and Z^2 are C, and Z^3 is S. In one embodiment, Z^1 and Z^3 are C, and Z^2 is S. In one embodiment, Z^2 and Z^3 are C, and Z^1 is S. In one embodiment, Z^1 is N, Z^2 is C, and Z^3 is S. In one embodiment, Z^1 is C, Z^2 is N, and Z^3 is S. In one embodiment, Z^1 is N, Z^2 is S, and Z^3 is C. In one embodiment, Z^1 is C, Z^2 is S, and Z^3 is N. In one embodiment, Z^1 is S, Z^2 is N, and Z^3 is C. In one embodiment, Z^1 is S, Z^2 is C, and Z^3 is N. In one embodiment, when one of Z^1 , Z^2 , and Z^3 is N, R^7 is absent and R^6 substitutes a carbon ring atom.

[0084] In one embodiment, R^1 is hydrogen. In one embodiment, R^1 is optionally substituted alkyl. In one embodiment, R^1 is alkyl. In one embodiment, R^1 is optionally substituted alkoxy. In one embodiment, R^1 is alkoxy. In one embodiment, R^1 is optionally substituted aminoalkyl. In one embodiment, R^1 is aminoalkyl. In one embodiment, R^1 is optionally substituted alkenyl. In one embodiment, R^1 is alkenyl. In one embodiment, R^1 is optionally substituted alkynyl. In one embodiment, R^1 is alkynyl. In one embodiment, R^1 is optionally substituted cycloalkyl. In one embodiment, R^1 is cycloalkyl. In one embodiment, R^1 is optionally substituted cycloalkylalkyl. In one embodiment, R^1 is cycloalkylalkyl. In one embodiment, R^1 is optionally substituted aryl. In one embodiment, R^1 is aryl. In one

embodiment, R^1 is optionally substituted aralkyl. In one embodiment, R^1 is aralkyl. In one embodiment, R^1 is $-(CH_2)_p-SO_2$ alkyl, wherein the alkyl is optionally substituted. In one embodiment, R^1 is $-(CH_2)_p-SO_2$ alkyl. In one embodiment, R^1 is $-(CH_2)_p-SO_2$ aryl, wherein the aryl is optionally substituted. In one embodiment, R^1 is $-(CH_2)_p-SO_2$ aryl. In one embodiment, R^1 is C_1-C_4 alkyl optionally substituted with $-SO_2$ alkyl or $-SO_2$ aryl, each of which is further optionally substituted. In one embodiment, R^1 is C_1-C_4 alkyl optionally substituted with $-SO_2$ alkyl or $-SO_2$ aryl. In one embodiment, the alkyl, alkoxy, aminoalkyl, alkenyl, alkynyl, and cycloalkyl are optionally substituted with one or more halo.

[0085] In one embodiment, R^2 is hydrogen. In one embodiment, R^2 is optionally substituted alkyl. In one embodiment, R^2 is alkyl. In one embodiment, R^2 is optionally substituted alkoxy. In one embodiment, R^2 is alkoxy. In one embodiment, R^2 is optionally substituted aminoalkyl. In one embodiment, R^2 is aminoalkyl. In one embodiment, R^2 is optionally substituted alkenyl. In one embodiment, R^2 is alkenyl. In one embodiment, R^2 is optionally substituted alkynyl. In one embodiment, R^2 is alkynyl. In one embodiment, R^2 is optionally substituted cycloalkyl. In one embodiment, R^2 is cycloalkyl. In one embodiment, R^2 is optionally substituted cycloalkylalkyl. In one embodiment, R^2 is cycloalkylalkyl. In one embodiment, R^2 is optionally substituted aryl. In one embodiment, R^2 is aryl. In one embodiment, R^2 is optionally substituted aralkyl. In one embodiment, R^2 is aralkyl. In one embodiment, R^2 is $-(CH_2)_p-SO_2$ alkyl, wherein the alkyl is optionally substituted. In one embodiment, R^2 is $-(CH_2)_p-SO_2$ alkyl. In one embodiment, R^2 is $-(CH_2)_p-SO_2$ aryl, wherein the aryl is optionally substituted. In one embodiment, R^2 is $-(CH_2)_p-SO_2$ aryl. In one embodiment, R^2 is C_1-C_4 alkyl optionally substituted with $-SO_2$ alkyl or $-SO_2$ aryl, each of which is further optionally substituted. In one embodiment, R^2 is C_1-C_4 alkyl optionally substituted with $-SO_2$ alkyl or $-SO_2$ aryl. In one embodiment, the alkyl, alkoxy, aminoalkyl, alkenyl, alkynyl, and cycloalkyl are optionally substituted with one or more halo.

[0086] In one embodiment, R^1 and R^2 together with the nitrogen atom to which they are attached form an optionally substituted heterocyclyl. In one embodiment, R^1 and R^2 together with the nitrogen atom to which they are attached form a heterocyclyl. In one embodiment, R^1 and R^2 together with the nitrogen atom to which they are attached form an optionally substituted heteroaryl. In one embodiment, R^1 and R^2 together with the nitrogen atom to which they are attached form a heteroaryl.

[0087] In one embodiment, R^3 and R^4 are each independently (i) hydrogen, alkyl, alkoxy, aminoalkyl, alkenyl, alkynyl, cycloalkyl, cycloalkylalkyl, aryl, or aralkyl, each of which is optionally substituted; or (ii) $-(CH_2)_p-R^9$, wherein R^9 is CF_3 , CN, nitro, amino, hydroxyl, or cycloalkoxy, each of which is optionally substituted; or (iii) R^3 and R^4 together with the carbon atom to which they are attached form an optionally substituted cycloalkyl or heterocyclyl; or (iv)

R^3 and R^1 together with the atoms to which they are attached form an optionally substituted heterocyclyl, and R^4 is (i) or (ii); or (v) R^3 and R^4 are combined together to form a double bond and together with R^1 and the atoms to which they are attached form an optionally substituted heteroaryl (e.g., imidazolyl).

[0088] In one embodiment, R^3 is hydrogen. In one embodiment, R^3 is optionally substituted alkyl. In one embodiment, R^3 is alkyl. In one embodiment, R^3 is optionally substituted alkoxy. In one embodiment, R^3 is alkoxy. In one embodiment, R^3 is optionally substituted aminoalkyl. In one embodiment, R^3 is aminoalkyl. In one embodiment, R^3 is optionally substituted alkenyl. In one embodiment, R^3 is alkenyl. In one embodiment, R^3 is optionally substituted alkynyl. In one embodiment, R^3 is alkynyl. In one embodiment, R^3 is optionally substituted cycloalkyl. In one embodiment, R^3 is cycloalkyl. In one embodiment, R^3 is optionally substituted cycloalkylalkyl. In one embodiment, R^3 is cycloalkylalkyl. In one embodiment, R^3 is optionally substituted aryl. In one embodiment, R^3 is aryl. In one embodiment, R^3 is optionally substituted aralkyl. In one embodiment, R^3 is aralkyl. In one embodiment, R^3 is $-(CH_2)_p-CF_3$. In one embodiment, R^3 is $-(CH_2)_p-CN$. In one embodiment, R^3 is $-(CH_2)_p$ -nitro. In one embodiment, R^3 is $-(CH_2)_p$ -amino, wherein the amino is optionally substituted. In one embodiment, R^3 is $-(CH_2)_p$ -amino. In one embodiment, R^3 is $-(CH_2)_p$ -hydroxyl, wherein the hydroxyl is optionally substituted. In one embodiment, R^3 is $-(CH_2)_p$ -hydroxyl. In one embodiment, R^3 is $-(CH_2)_p$ -cycloalkoxy, wherein the cycloalkoxy is optionally substituted. In one embodiment, R^3 is $-(CH_2)_p$ -cycloalkoxy. In one embodiment, R^3 is C_1-C_4 alkyl optionally substituted with CF_3 , CN, nitro, amino, hydroxyl, or cycloalkoxy, each of which is further optionally substituted. In one embodiment, R^3 is C_1-C_4 alkyl optionally substituted with CF_3 , CN, nitro, amino, hydroxyl, or cycloalkoxy. In one embodiment, the alkyl, alkoxy, aminoalkyl, alkenyl, alkynyl, and cycloalkyl are optionally substituted with one or more halo.

[0089] In one embodiment, R^4 is hydrogen. In one embodiment, R^4 is optionally substituted alkyl. In one embodiment, R^4 is alkyl. In one embodiment, R^4 is optionally substituted alkoxy. In one embodiment, R^4 is alkoxy. In one embodiment, R^4 is optionally substituted aminoalkyl. In one embodiment, R^4 is aminoalkyl. In one embodiment, R^4 is optionally substituted alkenyl. In one embodiment, R^4 is alkenyl. In one embodiment, R^4 is optionally substituted alkynyl. In one embodiment, R^4 is alkynyl. In one embodiment, R^4 is optionally substituted cycloalkyl. In one embodiment, R^4 is cycloalkyl. In one embodiment, R^4 is optionally substituted cycloalkylalkyl. In one embodiment, R^4 is cycloalkylalkyl. In one embodiment, R^4 is optionally substituted aryl. In one embodiment, R^4 is aryl. In one embodiment, R^4 is optionally substituted aralkyl. In one embodiment, R^4 is aralkyl. In one embodiment, R^4 is $-(CH_2)_p-CF_3$. In one embodiment, R^4 is $-(CH_2)_p-CN$. In one embodiment, R^4 is $-(CH_2)_p$ -nitro. In one embodiment, R^4 is $-(CH_2)_p$ -amino, wherein the amino is optionally

substituted. In one embodiment, R^4 is $-(CH_2)_p$ -amino. In one embodiment, R^4 is $-(CH_2)_p$ -hydroxyl, wherein the hydroxyl is optionally substituted. In one embodiment, R^4 is $-(CH_2)_p$ -hydroxyl. In one embodiment, R^4 is $-(CH_2)_p$ -cycloalkoxyl, wherein the cycloalkoxyl is optionally substituted. In one embodiment, R^4 is $-(CH_2)_p$ -cycloalkoxyl. In one embodiment, R^4 is C_1 - C_4 alkyl optionally substituted with CF_3 , CN, nitro, amino, hydroxyl, or cycloalkoxyl, each of which is further optionally substituted. In one embodiment, R^4 is C_1 - C_4 alkyl optionally substituted with CF_3 , CN, nitro, amino, hydroxyl, or cycloalkoxyl. In one embodiment, the alkyl, alkoxy, aminoalkyl, alkenyl, alkynyl, and cycloalkyl are optionally substituted with one or more halo.

[0090] In one embodiment, R^3 and R^4 together with the carbon atom to which they are attached form an optionally substituted cycloalkyl. In one embodiment, R^3 and R^4 together with the carbon atom to which they are attached form a cycloalkyl. In one embodiment, R^3 and R^4 together with the carbon atom to which they are attached form an optionally substituted heterocyclyl. In one embodiment, R^3 and R^4 together with the carbon atom to which they are attached form a heterocyclyl.

[0091] In one embodiment, R^3 and R^1 together with the atoms to which they are attached form an optionally substituted heterocyclyl, and R^4 is (i) hydrogen, alkyl, alkoxy, aminoalkyl, alkenyl, alkynyl, cycloalkyl, cycloalkylalkyl, aryl, or aralkyl, each of which is optionally substituted; or (ii) $-(CH_2)_p-R^9$, wherein R^9 is CF_3 , CN, nitro, amino, hydroxyl, or cycloalkoxyl, each of which is optionally substituted. In one embodiment, R^3 and R^1 together with the atoms to which they are attached form a heterocyclyl, and R^4 is (i) hydrogen, alkyl, alkoxy, aminoalkyl, alkenyl, alkynyl, cycloalkyl, cycloalkylalkyl, aryl, or aralkyl; or (ii) $-(CH_2)_p-R^9$, wherein R^9 is CF_3 , CN, nitro, amino, hydroxyl, or cycloalkoxyl.

[0092] In one embodiment, R^3 and R^4 are combined together to form a double bond and together with R^1 and the atoms to which they are attached form an optionally substituted heteroaryl (*e.g.*, imidazole). A skilled person will understand that when R^3 and R^4 are combined together to form a double bond and together with R^1 and the atoms to which they are attached form an optionally substituted heteroaryl, this embodiment could also be described as: one of R^3 and R^4 is absent and the other of R^3 and R^4 together with R^1 and the atoms to which they are attached form an optionally substituted heteroaryl (*e.g.*, imidazole), which is substituted by R^2 (*e.g.*, substituent on ring nitrogen atom). In one embodiment, R^3 and R^4 are combined together to form a double bond and together with R^1 and the atoms to which they are attached form a heteroaryl. Examples of the heteroaryl include, but are not limited to, imidazolyl, pyrrolyl, benzimidazolyl, or indazolyl. In some embodiments, R^1 and R^2 are also combined to form a double bond and together with R^3 and R^4 and the atoms to which they are attached form an optionally substituted heteroaryl (*e.g.*, thiazole). A skilled person will understand that when R^1

and R² are also combined together to form a double bond and together with R³ and R⁴ and the atoms to which they are attached form an optionally substituted heteroaryl, this embodiment could also be described as: one of R³ and R⁴ is absent and one of R¹ and R² is absent, and the other of R³ and R⁴ together with the other of R¹ and R² and the atoms to which they are attached form an optionally substituted heteroaryl (*e.g.*, thiazole). In some embodiments, R¹ and R² are also combined to form a double bond and together with R³ and R⁴ and the atoms to which they are attached form a heteroaryl. Examples of the heteroaryl include, but are not limited to, oxazolyl, isoxazolyl, thiazolyl, pyridyl, or benzoxazolyl. In one embodiment, R¹, R², R³, and R⁴ are combined together with the atoms to which they are attached form an optionally substituted heteroaryl (*e.g.*, imidazole or thiazole).

[0093] In one embodiment, R⁵ is hydrogen. In one embodiment, R⁵ is optionally substituted alkyl. In one embodiment, R⁵ is alkyl. In one embodiment, R⁵ is optionally substituted alkoxy. In one embodiment, R⁵ is alkoxy. In one embodiment, R⁵ is optionally substituted aminoalkyl. In one embodiment, R⁵ is aminoalkyl. In one embodiment, R⁵ is optionally substituted alkenyl. In one embodiment, R⁵ is alkenyl. In one embodiment, R⁵ is optionally substituted alkynyl. In one embodiment, R⁵ is alkynyl. In one embodiment, R⁵ is optionally substituted cycloalkyl. In one embodiment, R⁵ is cycloalkyl. In one embodiment, R⁵ is optionally substituted cycloalkylalkyl. In one embodiment, R⁵ is cycloalkylalkyl. In one embodiment, R⁵ is optionally substituted aryl. In one embodiment, R⁵ is aryl. In one embodiment, R⁵ is optionally substituted aralkyl. In one embodiment, R⁵ is aralkyl. In one embodiment, R⁵ is -(CH₂)_p-CF₃. In one embodiment, R⁵ is -(CH₂)_p-CN. In one embodiment, R⁵ is -(CH₂)_p-nitro. In one embodiment, R⁵ is -(CH₂)_p-amino, wherein the amino is optionally substituted. In one embodiment, R⁵ is -(CH₂)_p-amino. In one embodiment, R⁵ is -(CH₂)_p-hydroxyl, wherein the hydroxyl is optionally substituted. In one embodiment, R⁵ is -(CH₂)_p-hydroxyl. In one embodiment, R⁵ is -(CH₂)_p-cycloalkoxyl, wherein the cycloalkoxyl is optionally substituted. In one embodiment, R⁵ is -(CH₂)_p-cycloalkoxyl. In one embodiment, R⁵ is C₁-C₄ alkyl optionally substituted with CF₃, CN, nitro, amino, hydroxyl, or cycloalkoxyl, each of which is further optionally substituted. In one embodiment, R⁵ is C₁-C₄ alkyl optionally substituted with CF₃, CN, nitro, amino, hydroxyl, or cycloalkoxyl. In one embodiment, the alkyl, alkoxy, aminoalkyl, alkenyl, alkynyl, and cycloalkyl are optionally substituted with one or more halo.

[0094] In one embodiment, R⁵ and R¹ together with the atoms to which they are attached form an optionally substituted heterocyclyl. In one embodiment, R⁵ and R¹ together with the atoms to which they are attached form a heterocyclyl.

[0095] In one embodiment, R⁶ is hydrogen. In one embodiment, R⁶ is halo. In one embodiment, R⁶ is optionally substituted alkyl. In one embodiment, R⁶ is alkyl. In one

embodiment, R^6 is optionally substituted alkoxy. In one embodiment, R^6 is alkoxy. In one embodiment, R^6 is optionally substituted aminoalkyl. In one embodiment, R^6 is aminoalkyl. In one embodiment, R^6 is optionally substituted alkenyl. In one embodiment, R^6 is alkenyl. In one embodiment, R^6 is optionally substituted alkynyl. In one embodiment, R^6 is alkynyl. In one embodiment, R^6 is optionally substituted cycloalkyl. In one embodiment, R^6 is cycloalkyl. In one embodiment, R^6 is optionally substituted cycloalkylalkyl. In one embodiment, R^6 is cycloalkylalkyl. In one embodiment, R^6 is optionally substituted aryl. In one embodiment, R^6 is aryl. In one embodiment, R^6 is optionally substituted aralkyl. In one embodiment, R^6 is aralkyl. In one embodiment, R^6 is $-(CH_2)_p-CF_3$. In one embodiment, R^6 is $-(CH_2)_p-CN$. In one embodiment, R^6 is $-(CH_2)_p$ -nitro. In one embodiment, R^6 is $-(CH_2)_p$ -amino, wherein the amino is optionally substituted. In one embodiment, R^6 is $-(CH_2)_p$ -amino. In one embodiment, R^6 is $-(CH_2)_p$ -hydroxyl, wherein the hydroxyl is optionally substituted. In one embodiment, R^6 is $-(CH_2)_p$ -hydroxyl. In one embodiment, R^6 is $-(CH_2)_p$ -cycloalkoxy, wherein the cycloalkoxy is optionally substituted. In one embodiment, R^6 is $-(CH_2)_p$ -cycloalkoxy. In one embodiment, R^6 is $-(CH_2)_p$ -heteroaryl, wherein the heteroaryl is optionally substituted. In one embodiment, R^6 is $-(CH_2)_p$ -heteroaryl. In one embodiment, R^6 is $-(CH_2)_p$ -heterocyclyl, wherein the heterocyclyl is optionally substituted. In one embodiment, R^6 is $-(CH_2)_p$ -heterocyclyl. In one embodiment, the alkyl, alkoxy, aminoalkyl, alkenyl, alkynyl, and cycloalkyl are optionally substituted with one or more halo.

[0096] In one embodiment, R^7 is hydrogen. In one embodiment, R^7 is halo. In one embodiment, R^7 is optionally substituted alkyl. In one embodiment, R^7 is alkyl. In one embodiment, R^7 is optionally substituted alkoxy. In one embodiment, R^7 is alkoxy. In one embodiment, R^7 is optionally substituted aminoalkyl. In one embodiment, R^7 is aminoalkyl. In one embodiment, R^7 is optionally substituted alkenyl. In one embodiment, R^7 is alkenyl. In one embodiment, R^7 is optionally substituted alkynyl. In one embodiment, R^7 is alkynyl. In one embodiment, R^7 is optionally substituted cycloalkyl. In one embodiment, R^7 is cycloalkyl. In one embodiment, R^7 is optionally substituted cycloalkylalkyl. In one embodiment, R^7 is cycloalkylalkyl. In one embodiment, R^7 is optionally substituted aryl. In one embodiment, R^7 is aryl. In one embodiment, R^7 is optionally substituted aralkyl. In one embodiment, R^7 is aralkyl. In one embodiment, R^7 is $-(CH_2)_p-CF_3$. In one embodiment, R^7 is $-(CH_2)_p-CN$. In one embodiment, R^7 is $-(CH_2)_p$ -nitro. In one embodiment, R^7 is $-(CH_2)_p$ -amino, wherein the amino is optionally substituted. In one embodiment, R^7 is $-(CH_2)_p$ -amino. In one embodiment, R^7 is $-(CH_2)_p$ -hydroxyl, wherein the hydroxyl is optionally substituted. In one embodiment, R^7 is $-(CH_2)_p$ -hydroxyl. In one embodiment, R^7 is $-(CH_2)_p$ -cycloalkoxy, wherein the cycloalkoxy is optionally substituted. In one embodiment, R^7 is $-(CH_2)_p$ -cycloalkoxy. In one embodiment, R^7 is $-(CH_2)_p$ -heteroaryl, wherein the heteroaryl is optionally substituted. In one embodiment, R^7 is $-(CH_2)_p$ -heteroaryl. In one embodiment, R^7 is $-(CH_2)_p$ -heterocyclyl, wherein the heterocyclyl

is optionally substituted. In one embodiment, R^7 is $-(CH_2)_p$ -heterocyclyl. In one embodiment, the alkyl, alkoxy, aminoalkyl, alkenyl, alkynyl, and cycloalkyl are optionally substituted with one or more halo.

[0097] In one embodiment, R^6 and R^7 together with the atoms to which they are attached form an optionally substituted aryl. In one embodiment, R^6 and R^7 together with the atoms to which they are attached form an aryl. In one embodiment, R^6 and R^7 together with the atoms to which they are attached form an optionally substituted heteroaryl. In one embodiment, R^6 and R^7 together with the atoms to which they are attached form a heteroaryl. In one embodiment, R^6 and R^7 together with the atoms to which they are attached form a partially saturated optionally substituted cycloalkyl. In one embodiment, R^6 and R^7 together with the atoms to which they are attached form a partially saturated cycloalkyl. In one embodiment, R^6 and R^7 together with the atoms to which they are attached form an optionally substituted heterocyclyl. In one embodiment, R^6 and R^7 together with the atoms to which they are attached form a heterocyclyl.

[0098] In one embodiment, m is 0. In one embodiment, m is 1. In one embodiment, m is 2.

[0099] In one embodiment, n is 0. In one embodiment, n is 1. In one embodiment, n is 2.

[00100] In one embodiment, p is 0. In one embodiment, p is 1. In one embodiment, p is 2.

[00101] In one embodiment, at least one of R^1 , R^2 , R^3 , R^4 , R^5 , R^6 , and R^7 is not hydrogen. In one embodiment, at least one of R^1 , R^2 , R^3 , R^4 , R^5 , and R^6 is not hydrogen (*e.g.*, when R^7 is absent). In one embodiment, at least one of R^1 , R^2 , R^3 , R^4 , R^6 , and R^7 is not hydrogen. In one embodiment, at least one of R^1 , R^2 , R^3 , R^4 , and R^6 is not hydrogen (*e.g.*, when R^7 is absent). In one embodiment, at least one of R^1 and R^2 is not hydrogen. In one embodiment, at least one of R^3 and R^4 is not hydrogen. In one embodiment, at least one of R^6 and R^7 is not hydrogen. In one embodiment, when R^5 is not hydrogen, at least one of R^1 , R^2 , R^3 , R^4 , R^6 , and R^7 is not hydrogen. In one embodiment, when R^5 is not hydrogen, at least one of R^1 , R^2 , R^3 , R^4 , and R^6 is not hydrogen (*e.g.*, when R^7 is absent). In one embodiment, R^5 is not hydroxyl. In one embodiment, R^5 is not substituted hydroxyl (*e.g.*, alkoxy). In one embodiment, R^5 is not alkyl. In one embodiment, R^5 is not methyl.

[00102] In one embodiment, R^1 and R^2 are not optionally substituted acyl. In one embodiment, R^6 and R^7 are not optionally substituted amide. In one embodiment, R^{11} is not optionally substituted amide. In one embodiment, R^6 and R^7 are not optionally substituted acyl. In one embodiment, R^{11} is not optionally substituted acyl.

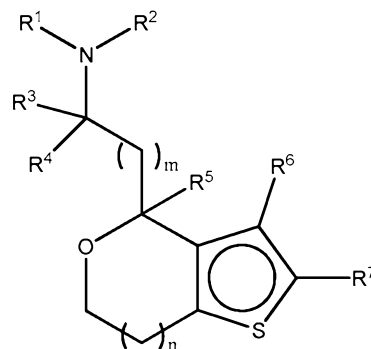
[00103] In one embodiment, when X and Y are CH_2 , R^3 and R^4 are not combined together with R^1 or R^2 and the atoms to which they are attached to form a ring (*e.g.*, imidazole or imidazoline). In one embodiment, when X and Y are CH_2 , R^3 and R^4 are not combined together with R^1 and R^2 and the atoms to which they are attached to form a ring (*e.g.*, thiazole).

[00104] In one embodiment, when X and Y are CH₂, R¹ (or R²) and R⁵ are not combined together with the atoms to which they are attached form a ring (*e.g.*, pyrrolidine or azetidine).

[00105] In one embodiment, when any one of R¹, R², R³, R⁴, R⁵, R⁶, or R⁷ is alkyl or cycloalkyl, the alkyl or cycloalkyl is optionally substituted with one or more halo (*e.g.*, fluoro).

[00106] Any of the combinations of X, Y, Z¹, Z², Z³, R¹, R², R³, R⁴, R⁵, R⁶, R⁷, m, n, and p are encompassed by this disclosure and specifically provided herein.

[00107] In one embodiment, provided herein is a compound of formula (IIa):



(IIa),

or a pharmaceutically acceptable salt or stereoisomer thereof, wherein R¹, R², R³, R⁴, R⁵, R⁶, R⁷, m and n are as defined herein elsewhere.

[00108] In one embodiment, m is 0 or 1. In one embodiment, n is 1 or 2. In one embodiment, m is 0 and n is 1. In one embodiment, n is 0 or 1. In one embodiment, n is 0.

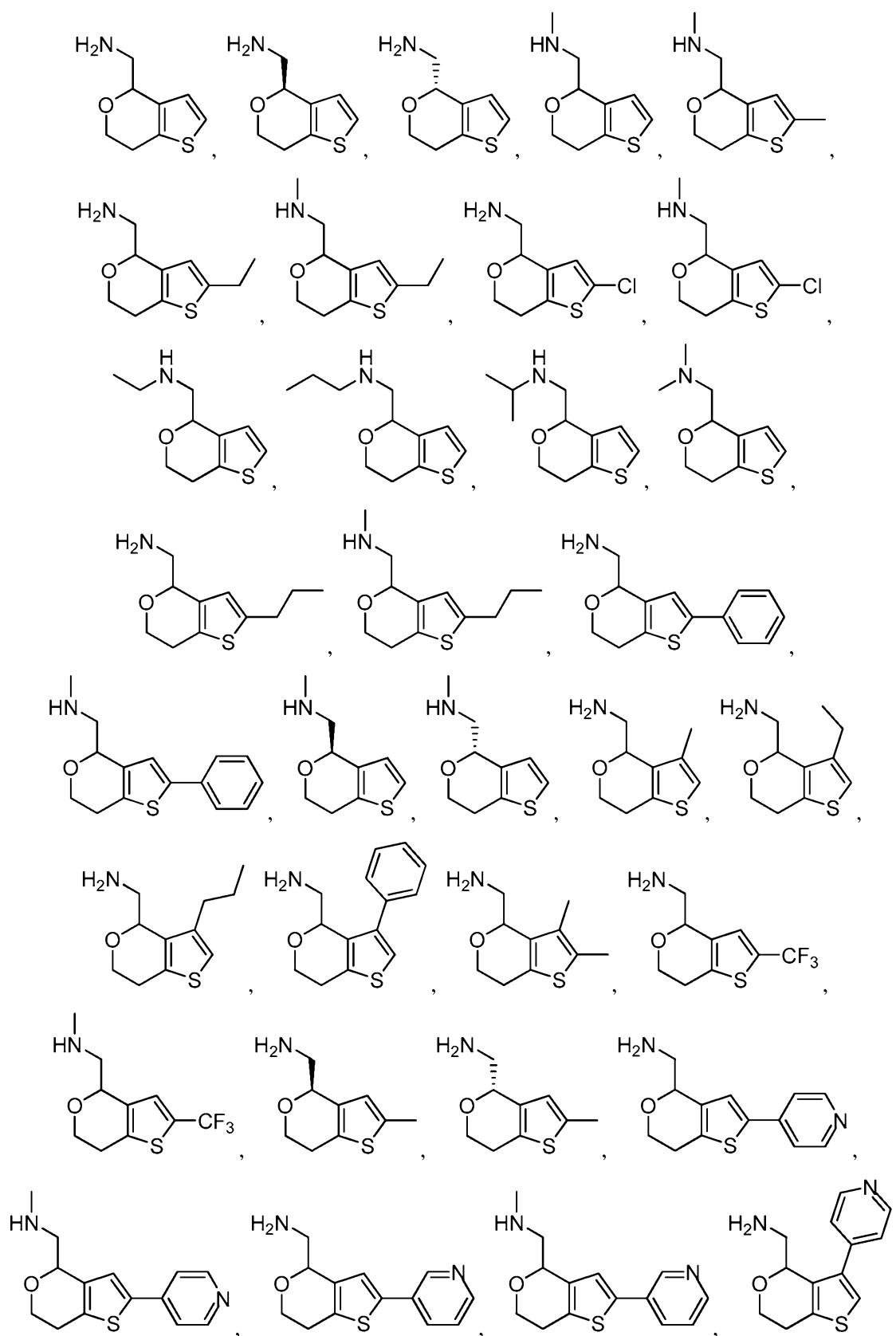
[00109] In one embodiment, R⁵ is hydrogen.

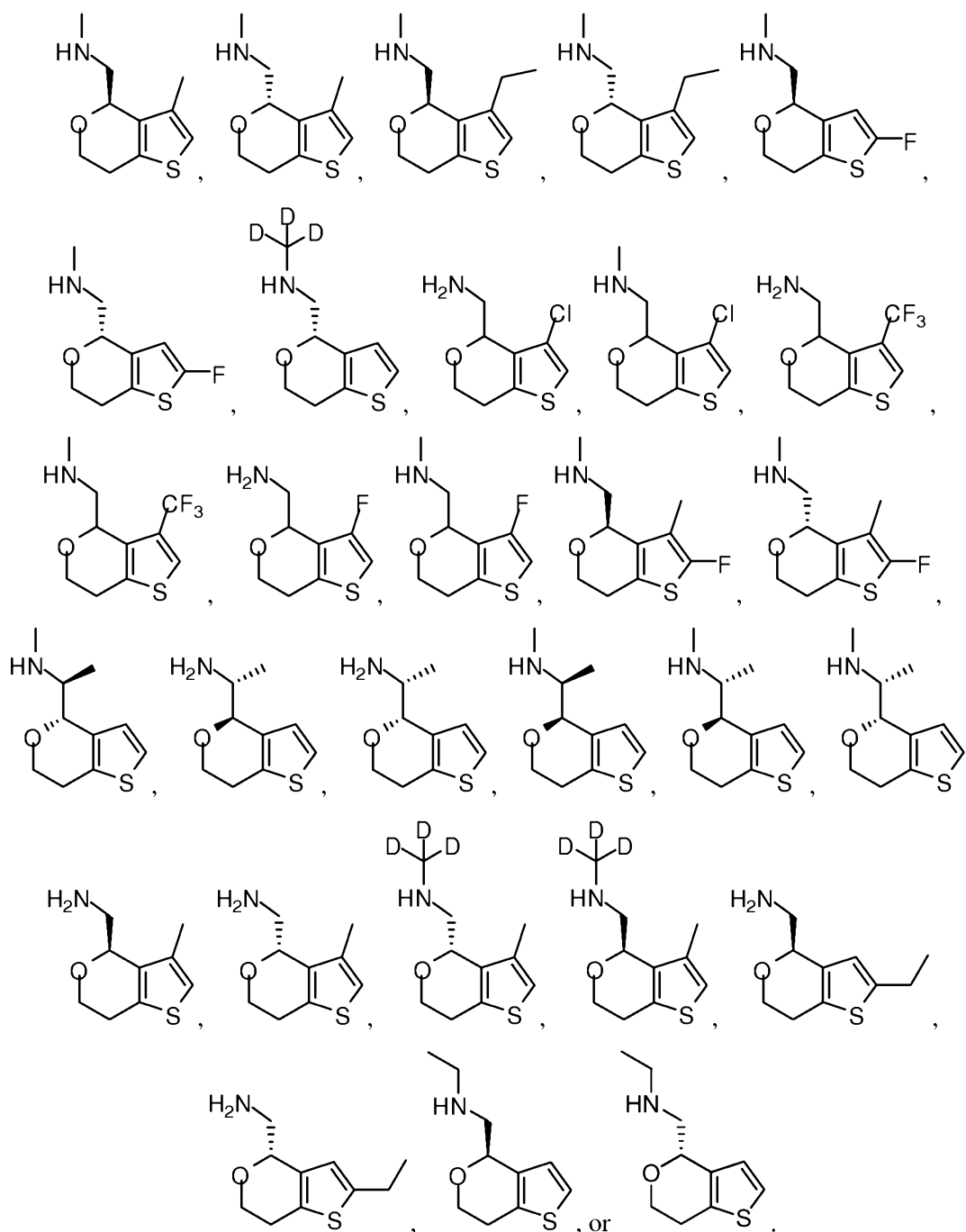
[00110] In one embodiment, R¹ and R² are each independently hydrogen, C₁-C₄ alkyl (*e.g.*, methyl, ethyl, or propyl (*e.g.*, *n*-propyl or *i*-propyl)), or C₃-C₆ cycloalkyl (*e.g.*, cyclopropyl). In one embodiment, R¹ and R² are each independently hydrogen or C₁-C₄ alkyl (*e.g.*, methyl, ethyl, or propyl (*e.g.*, *n*-propyl or *i*-propyl)). In one embodiment, R¹ and R² are each independently C₁-C₄ alkyl, wherein one or more hydrogen(s) in the alkyl are replaced with deuterium (*e.g.*, CD₃).

[00111] In one embodiment, R³ and R⁴ are hydrogen or C₁-C₄ alkyl (*e.g.*, methyl, ethyl, or propyl (*e.g.*, *n*-propyl or *i*-propyl)). In one embodiment, R³ and R⁴ are hydrogen.

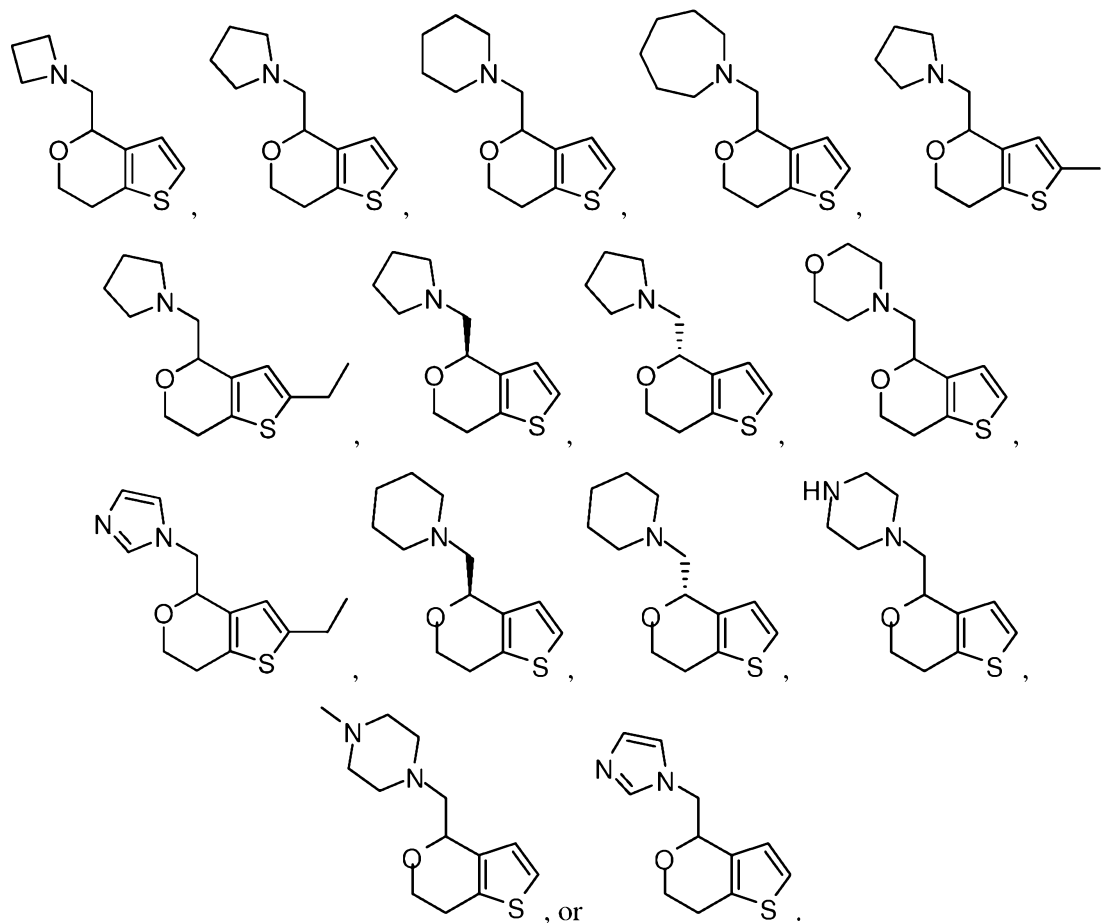
[00112] In one embodiment, R⁶ and R⁷ are each independently hydrogen, halo (*e.g.*, F or Cl), C₁-C₄ alkyl (*e.g.*, methyl, ethyl, propyl, or CF₃), aryl (*e.g.*, phenyl), heteroaryl (*e.g.*, pyridyl), heterocyclyl (*e.g.*, pyrrolidinyl, piperidinyl, or morpholinyl), alkoxy (*e.g.*, OMe), or aminoalkyl (*e.g.*, NMe₂), each of which is optionally substituted. In one embodiment, R⁶ and R⁷ are each independently hydrogen, halo, C₁-C₄ alkyl, aryl, heteroaryl, heterocyclyl, alkoxy, or aminoalkyl. In one embodiment, the C₁-C₄ alkyl is optionally substituted with one or more fluoro. In one embodiment, R⁶ and R⁷ are each independently hydrogen, fluoro, chloro, methyl, CF₃, ethyl, propyl, isopropyl, phenyl, pyridyl, pyrrolidinyl, piperidinyl, morpholinyl, methoxy, or dimethylamino.

[00113] Specific examples include, but are not limited to, the following compounds:

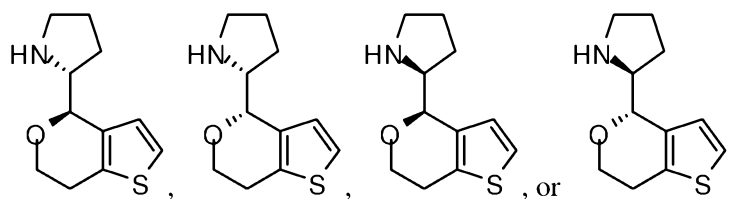




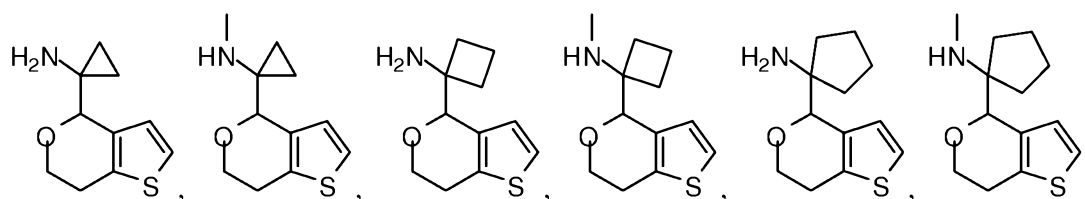
[00114] In one embodiment, R^1 and R^2 together with the nitrogen atom to which they are attached form a heteroaryl or heterocyclyl, each of which is optionally substituted. In one embodiment, R^1 and R^2 together with the nitrogen atom to which they are attached form an optionally substituted heterocyclyl. In one embodiment, R^1 and R^2 together with the nitrogen atom to which they are attached form a heteroaryl or heterocyclyl. Examples include, but are not limited to, azetidiny, pyrrolidinyl, piperidinyl, azepanyl, morpholinyl, imidazolyl, piperazinyl, and *N*-methyl-piperazinyl. Specific examples include, but are not limited to, the following compounds:

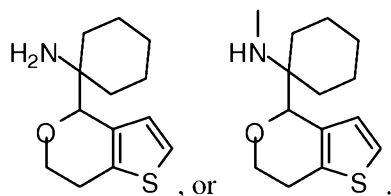


[00115] In one embodiment, R^1 and R^3 together with the atoms to which they are attached form an optionally substituted heterocyclyl ring (*e.g.*, pyrrolidine, including, *e.g.*, unsubstituted pyrrolidine and *N*-methyl-pyrrolidine). Specific examples include, but are not limited to, the following compounds:

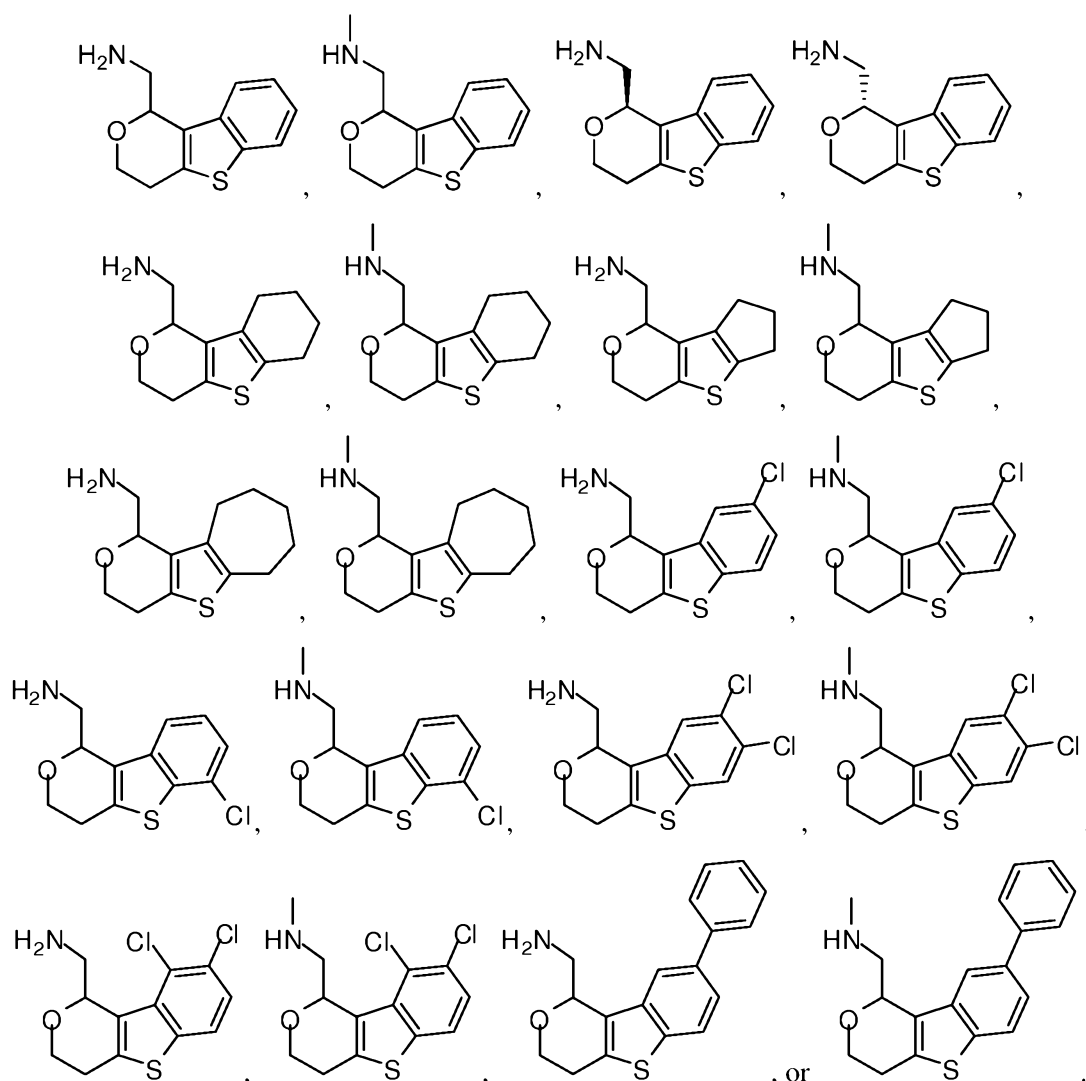


[00116] In one embodiment, R^3 and R^4 together with the atom to which they are attached form a cycloalkyl (*e.g.*, cyclopropyl, cyclobutyl, cyclopentyl, or cyclohexyl) or heterocyclyl (*e.g.*, tetrahydrofuranyl) ring, each of which is optionally substituted. Specific examples include, but are not limited to, the following compounds:



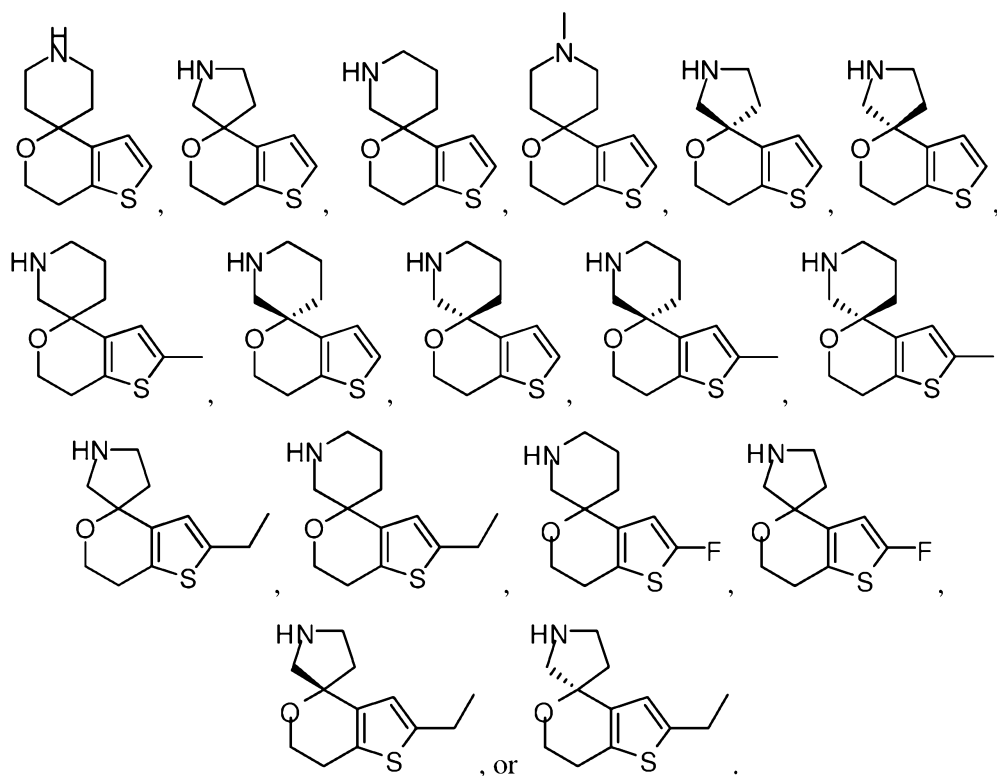


[00117] In one embodiment, R^6 and R^7 together with the atoms to which they are attached form an aryl (*e.g.*, phenyl) or cycloalkyl (*e.g.*, 5-, 6-, or 7-membered) ring, each of which is optionally substituted (*e.g.*, by one or more halo or phenyl). In one embodiment, R^6 and R^7 together with the atoms to which they are attached form an optionally substituted aryl. In one embodiment, R^6 and R^7 together with the atoms to which they are attached form an aryl. Examples include, but are not limited to, phenyl, cyclopentenyl, cyclohexenyl, and cycloheptenyl. Specific examples include, but are not limited to, the following compounds:

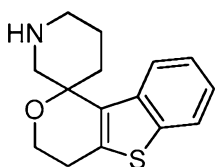


[00118] In one embodiment, R^1 and R^5 together with the atoms to which they are attached form an optionally substituted heterocyclyl. In one embodiment, R^1 and R^5 together with the atoms to which they are attached form a heterocyclyl. Examples include, but are not limited to,

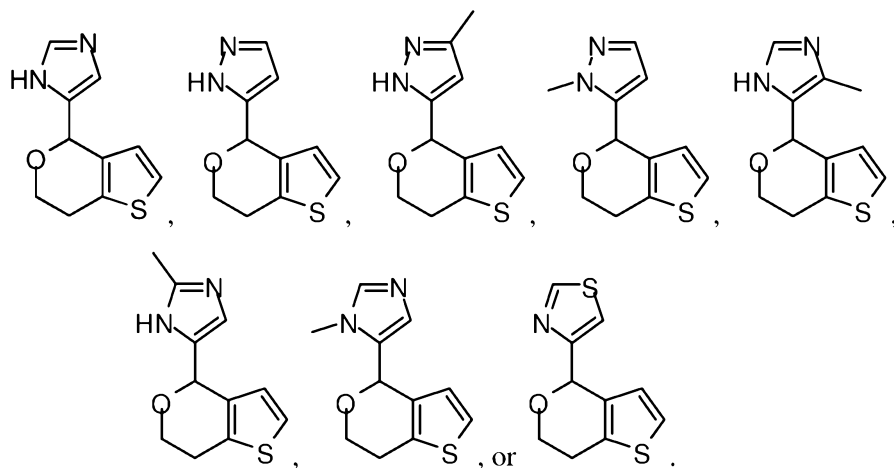
pyrrolidinyl and piperidinyl. Specific examples include, but are not limited to, the following compounds:



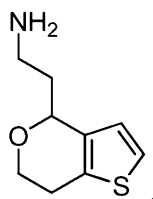
[00119] In one embodiment, R^1 and R^5 together with the atoms to which they are attached form an optionally substituted heterocyclyl (*e.g.*, piperidinyl) and R^6 and R^7 together with the atoms to which they are attached form an optionally substituted aryl (*e.g.*, phenyl). In one embodiment, R^1 and R^5 together with the atoms to which they are attached form a heterocyclyl and R^6 and R^7 together with the atoms to which they are attached form an aryl. Specific examples include, but are not limited to, the following compound:



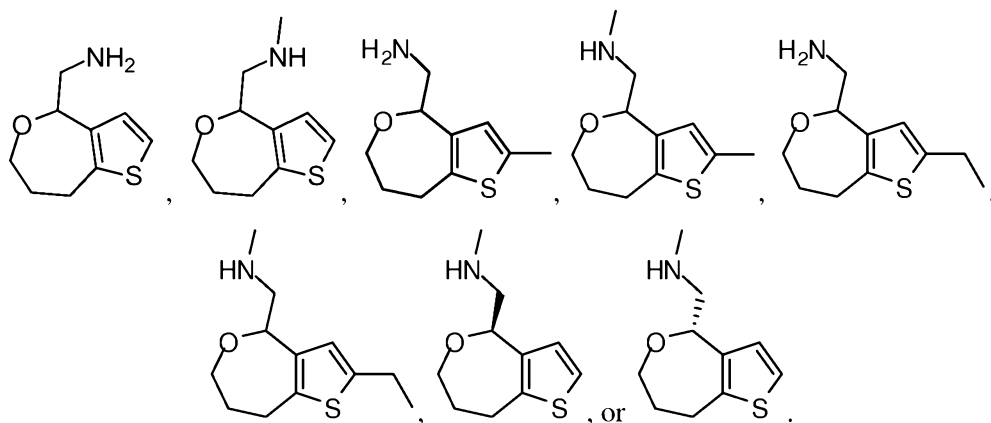
[00120] In one embodiment, m is 0 and R^3 and R^4 are combined together to form a double bond and together with R^1 and/or R^2 and the atoms to which they are attached form an optionally substituted heteroaryl. In one embodiment, the heteroaryl contains one or more heteroatoms selected from N, O, and S. Examples include, but are not limited to, imidazolyl, pyrazolyl, or thiazolyl. Specific examples include, but are not limited to, the following compounds:



[00121] In one embodiment, m is 1. Specific examples include, but are not limited to, the following compound:



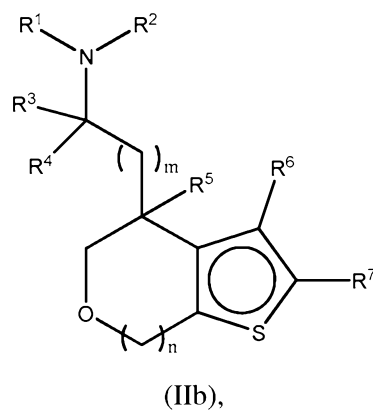
[00122] In one embodiment, n is 2. In one embodiment, R^1 , R^2 , R^6 , and R^7 are each independently hydrogen or optionally substituted C_1 - C_4 alkyl (e.g., methyl or ethyl). Specific examples include, but are not limited to, the following compounds:



[00123] In one embodiment, R^5 is alkyl. In one embodiment, R^5 is C_1 - C_4 alkyl. In one embodiment, R^5 is methyl. Specific examples include, but are not limited to, the following compound:

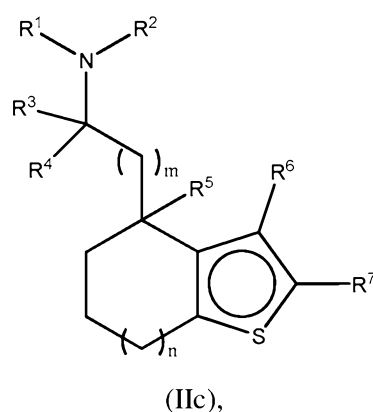


[00124] In one embodiment, provided herein is a compound of formula (IIb):



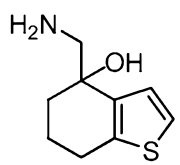
or a pharmaceutically acceptable salt or stereoisomer thereof, wherein R^1 , R^2 , R^3 , R^4 , R^5 , R^6 , R^7 , m and n are as defined herein elsewhere.

[00125] In one embodiment, provided herein is a compound of formula (IIc):



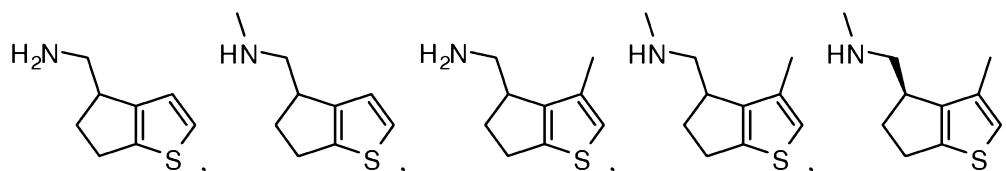
or a pharmaceutically acceptable salt or stereoisomer thereof, wherein R^1 , R^2 , R^3 , R^4 , R^5 , R^6 , R^7 , m and n are as defined herein elsewhere.

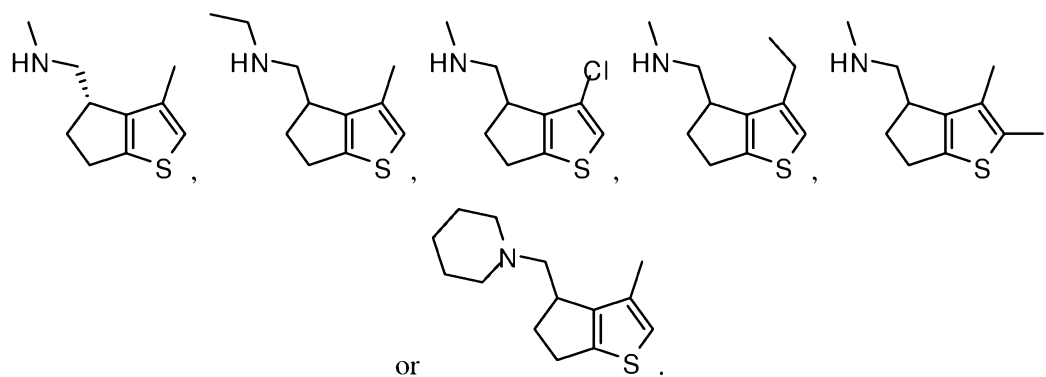
[00126] In one embodiment, R^5 is OH. Specific examples include, but are not limited to, the following compound:



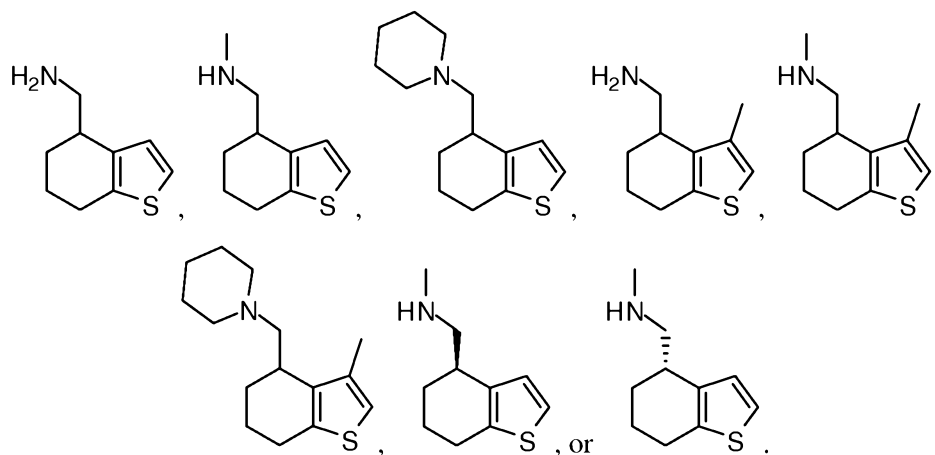
[00127] In one embodiment, R^5 is hydrogen.

[00128] In one embodiment, n is 0. In one embodiment, R^1 and R^2 are each independently hydrogen or optionally substituted C_1 - C_4 alkyl (*e.g.*, methyl or ethyl). In one embodiment, R^6 and R^7 are each independently hydrogen, halo (*e.g.*, F or Cl), or optionally substituted C_1 - C_4 alkyl (*e.g.*, methyl or ethyl). Specific examples include, but are not limited to, the following compounds:

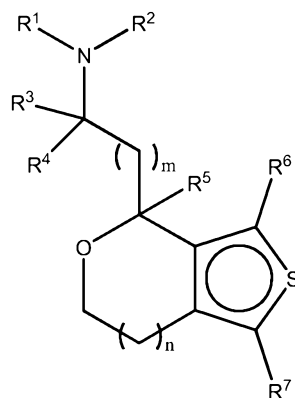




[00129] In one embodiment, n is 1. In one embodiment, R^1 and R^2 are each independently hydrogen or optionally substituted C_1 - C_4 alkyl (*e.g.*, methyl or ethyl). In one embodiment, R^1 and R^2 together with the atom to which they are attached form an optionally substituted heterocyclyl (*e.g.*, piperidinyl). In one embodiment, R^6 and R^7 are each independently hydrogen or optionally substituted C_1 - C_4 alkyl (*e.g.*, methyl or ethyl). Specific examples include, but are not limited to, the following compounds:



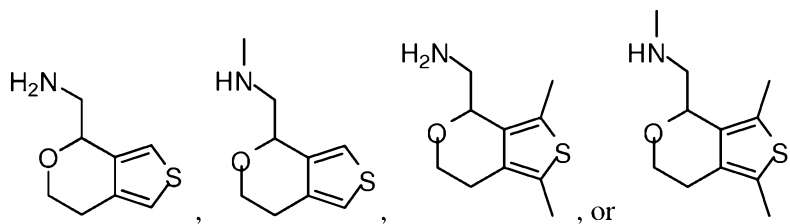
[00130] In one embodiment, provided herein is a compound of formula (IIIa):



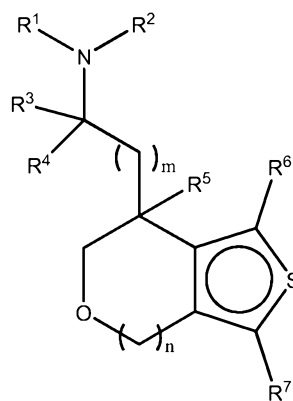
(IIIa),

or a pharmaceutically acceptable salt or stereoisomer thereof, wherein R^1 , R^2 , R^3 , R^4 , R^5 , R^6 , R^7 , m and n are as defined herein elsewhere.

[00131] In one embodiment, R^1 , R^2 , R^6 , and R^7 are each independently hydrogen or optionally substituted C_1 - C_4 alkyl (*e.g.*, methyl or ethyl). Specific examples include, but are not limited to, the following compounds:



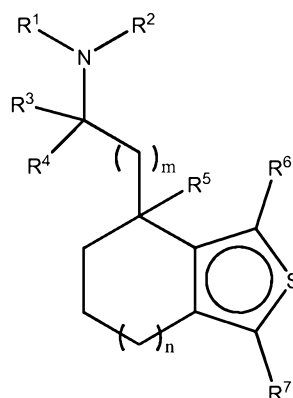
[00132] In one embodiment, provided herein is a compound of formula (IIIb):



(IIIb),

or a pharmaceutically acceptable salt or stereoisomer thereof, wherein R^1 , R^2 , R^3 , R^4 , R^5 , R^6 , R^7 , m and n are as defined herein elsewhere.

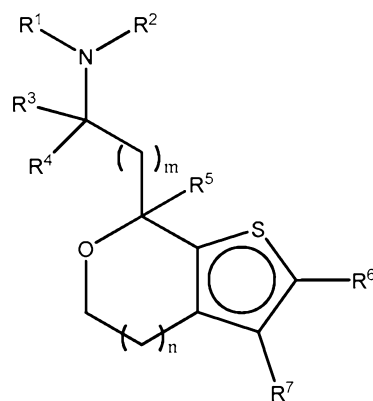
[00133] In one embodiment, provided herein is a compound of formula (IIIc):



(IIIc),

or a pharmaceutically acceptable salt or stereoisomer thereof, wherein R^1 , R^2 , R^3 , R^4 , R^5 , R^6 , R^7 , m and n are as defined herein elsewhere.

[00134] In one embodiment, provided herein is a compound of formula (IVa):



(IVa),

or a pharmaceutically acceptable salt or stereoisomer thereof, wherein R^1 , R^2 , R^3 , R^4 , R^5 , R^6 , R^7 , m and n are as defined herein elsewhere.

[00135] In one embodiment, m is 0 or 1. In one embodiment, n is 1 or 2. In one embodiment, m is 0 and n is 1. In one embodiment, n is 0 or 1. In one embodiment, n is 0.

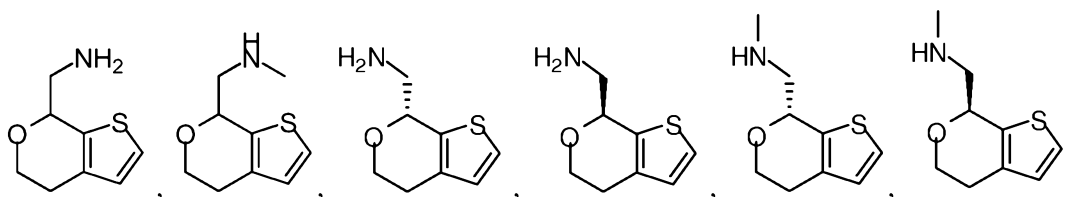
[00136] In one embodiment, R^5 is hydrogen.

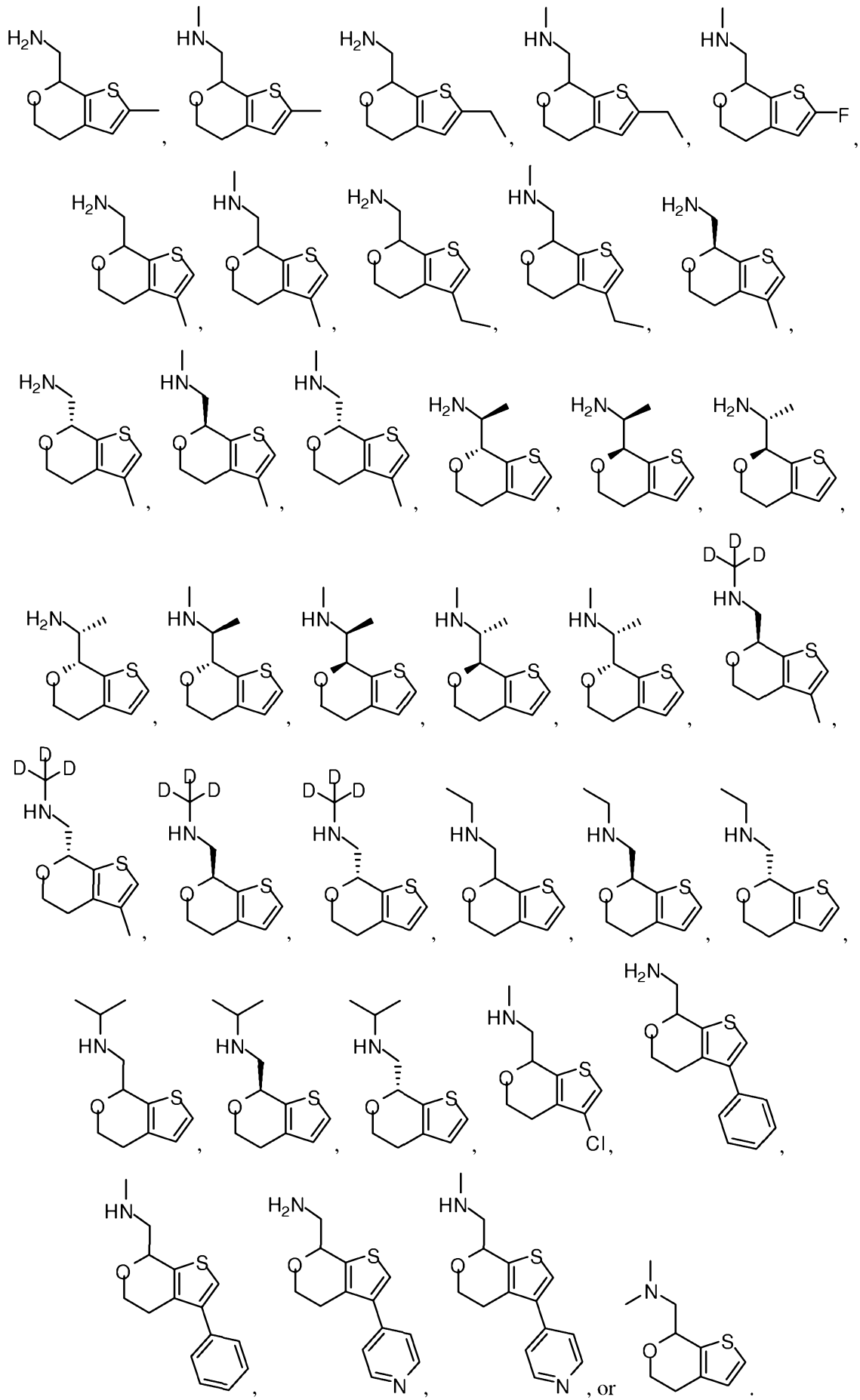
[00137] In one embodiment, R^1 and R^2 are each independently hydrogen, C_1 - C_4 alkyl (*e.g.*, methyl, ethyl, or propyl (*e.g.*, *n*-propyl or *i*-propyl)), or C_3 - C_6 cycloalkyl (*e.g.*, cyclopropyl). In one embodiment, R^1 and R^2 are each independently hydrogen or C_1 - C_4 alkyl (*e.g.*, methyl, ethyl, or propyl (*e.g.*, *n*-propyl or *i*-propyl)). In one embodiment, R^1 and R^2 are each independently C_1 - C_4 alkyl, wherein one or more hydrogen(s) in the alkyl are replaced with deuterium (*e.g.*, CD_3).

[00138] In one embodiment, R^3 and R^4 are hydrogen or C_1 - C_4 alkyl (*e.g.*, methyl, ethyl, or propyl (*e.g.*, *n*-propyl or *i*-propyl)). In one embodiment, R^3 and R^4 are hydrogen.

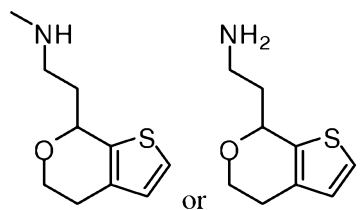
[00139] In one embodiment, R^6 and R^7 are each independently hydrogen, halo (*e.g.*, F or Cl), C_1 - C_4 alkyl (*e.g.*, methyl, ethyl, propyl, or CF_3), aryl (*e.g.*, phenyl), heteroaryl (*e.g.*, pyridyl), heterocyclyl (*e.g.*, pyrrolidinyl, piperidinyl, or morpholinyl), alkoxy (*e.g.*, OMe), or aminoalkyl (*e.g.*, NMe_2), each of which is optionally substituted. In one embodiment, R^6 and R^7 are each independently hydrogen, halo, C_1 - C_4 alkyl, aryl, heteroaryl, heterocyclyl, alkoxy, or aminoalkyl. In one embodiment, the C_1 - C_4 alkyl is optionally substituted with one or more fluoro. In one embodiment, R^6 and R^7 are each independently hydrogen, fluoro, chloro, methyl, CF_3 , ethyl, propyl, isopropyl, phenyl, pyridyl, pyrrolidinyl, piperidinyl, morpholinyl, methoxy, or dimethylamino.

[00140] Specific examples include, but are not limited to, the following compounds:

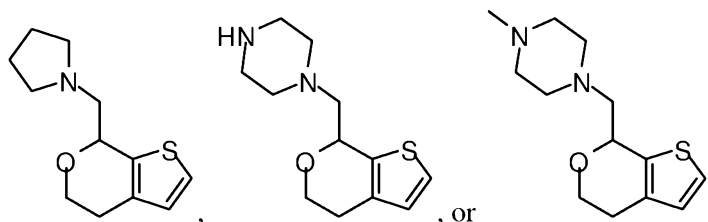




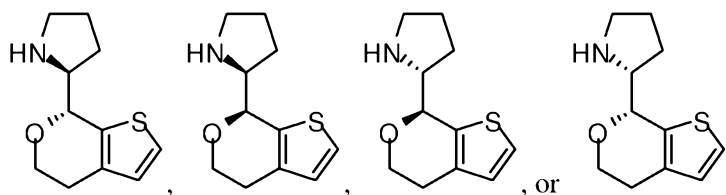
[00141] In one embodiment, m is 1. Specific examples include, but are not limited to, the following compounds:



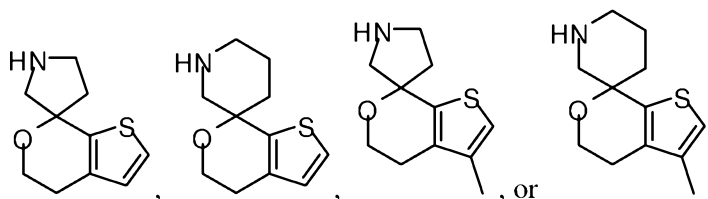
[00142] In one embodiment, R^1 and R^2 together with the nitrogen atom to which they are attached form a heteroaryl or heterocyclyl, each of which is optionally substituted. In one embodiment, R^1 and R^2 together with the nitrogen atom to which they are attached form an optionally substituted heterocyclyl (*e.g.*, pyrrolidinyl or piperidinyl). Examples include, but are not limited to, azetidiny, pyrrolidinyl, piperidinyl, azepanyl, morpholinyl, imidazolyl, piperazinyl, and *N*-methyl-piperazinyl. Specific examples include, but are not limited to, the following compounds:



[00143] In one embodiment, R^1 and R^3 together with the atoms to which they are attached form an optionally substituted heterocyclyl ring (*e.g.*, pyrrolidine, including, *e.g.*, unsubstituted pyrrolidine and *N*-methyl-pyrrolidine). Specific examples include, but are not limited to, the following compounds:

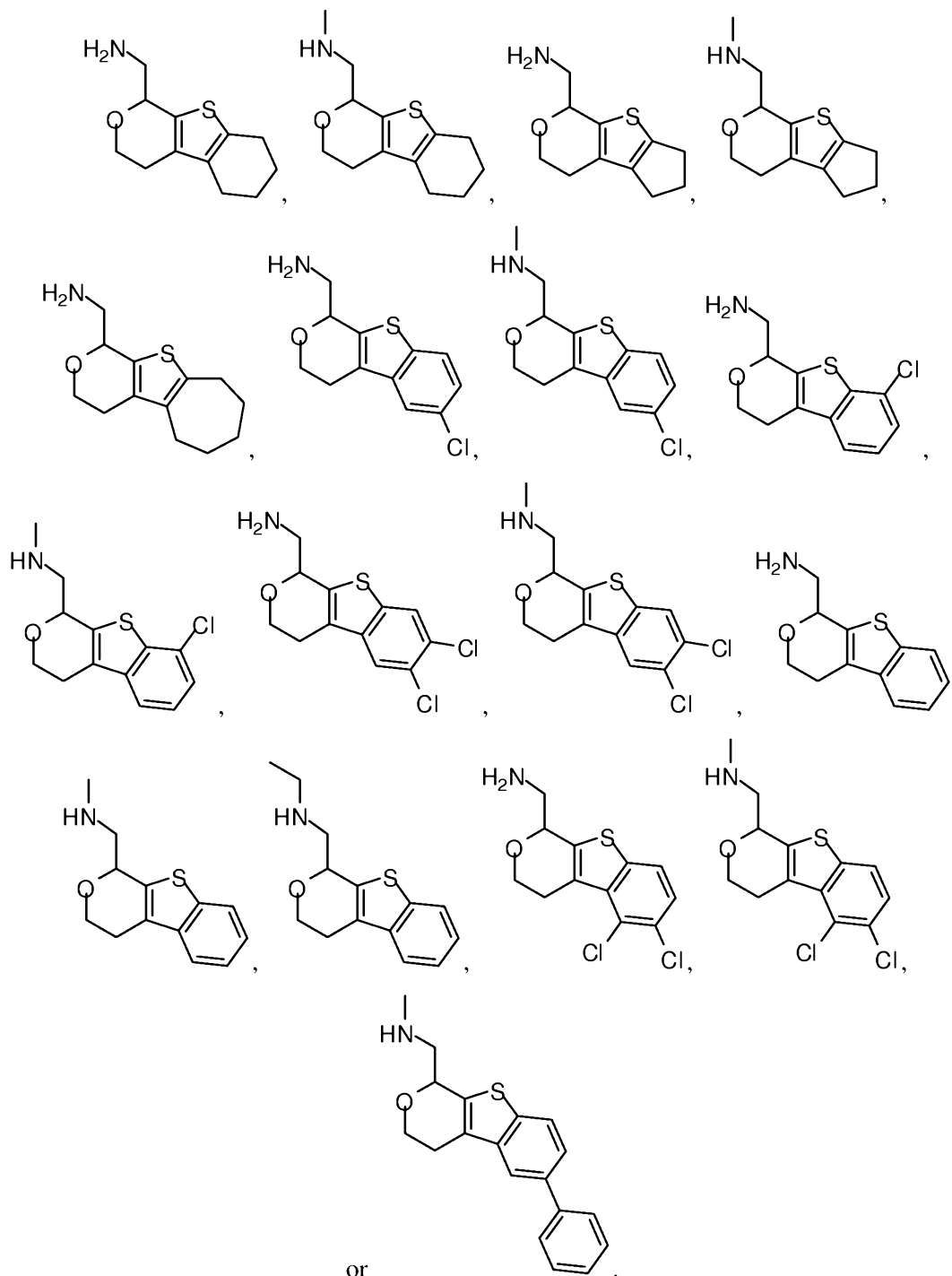


[00144] In one embodiment, R^1 and R^5 together with the atoms to which they are attached form an optionally substituted heterocyclyl. Examples include, but are not limited to, pyrrolidinyl and piperidinyl. Specific examples include, but are not limited to, the following compounds:

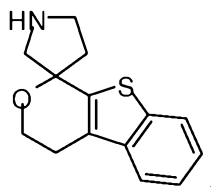


[00145] In one embodiment, R^6 and R^7 together with the atoms to which they are attached form an aryl (*e.g.*, phenyl) or cycloalkyl (*e.g.*, 5-, 6-, or 7-membered) ring, each of which is

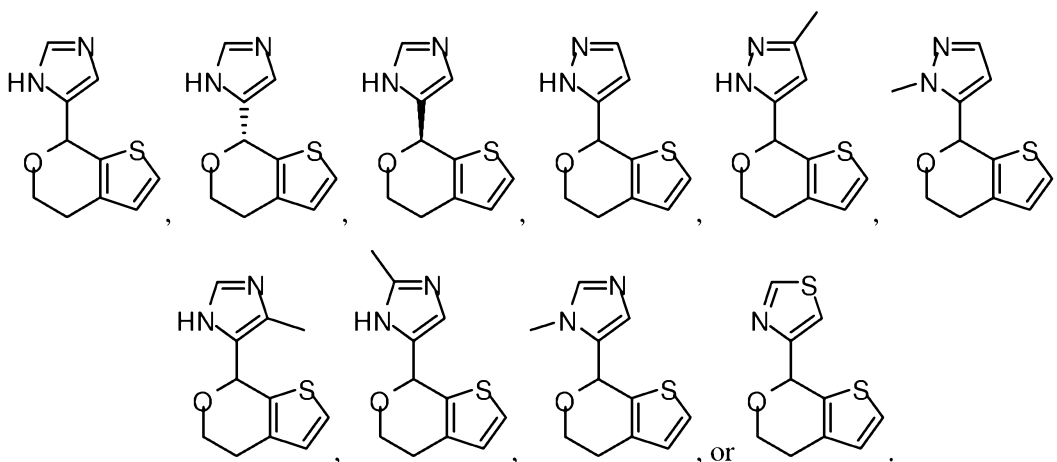
optionally substituted (*e.g.*, by one or more halo or phenyl). In one embodiment, R⁶ and R⁷ together with the atoms to which they are attached form an optionally substituted aryl. Examples include, but are not limited to, phenyl, cyclopentenyl, cyclohexenyl, and cycloheptenyl. Specific examples include, but are not limited to, the following compounds:



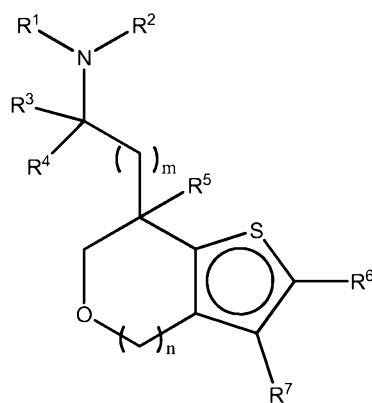
[00146] In one embodiment, R¹ and R⁵ together with the atoms to which they are attached form an optionally substituted heterocyclyl (*e.g.*, pyrrolidinyl) and R⁶ and R⁷ together with the atoms to which they are attached form an optionally substituted aryl (*e.g.*, phenyl). Specific examples include, but are not limited to, the following compound:



[00147] In one embodiment, m is 0 and R^3 and R^4 are combined together to form a double bond and together with R^1 and/or R^2 and the atoms to which they are attached form an optionally substituted heteroaryl. In one embodiment, the heteroaryl contains one or more heteroatoms selected from N, O, and S. Examples include, but are not limited to, imidazolyl, pyrazolyl, or thiazolyl. Specific examples include, but are not limited to, the following compounds:



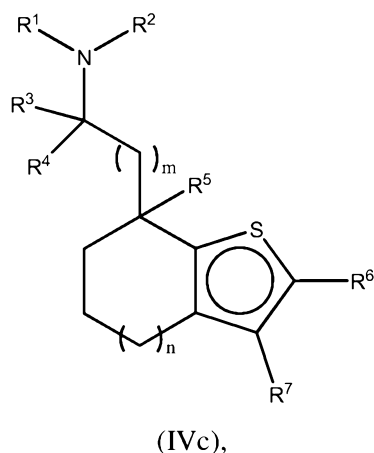
[00148] In one embodiment, provided herein is a compound of formula (IVb):



(IVb),

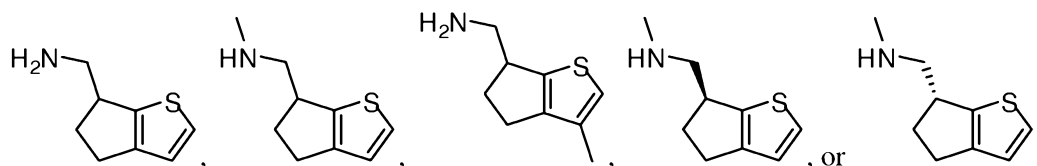
or a pharmaceutically acceptable salt or stereoisomer thereof, wherein R^1 , R^2 , R^3 , R^4 , R^5 , R^6 , R^7 , m and n are as defined herein elsewhere.

[00149] In one embodiment, provided herein is a compound of formula (IVc):

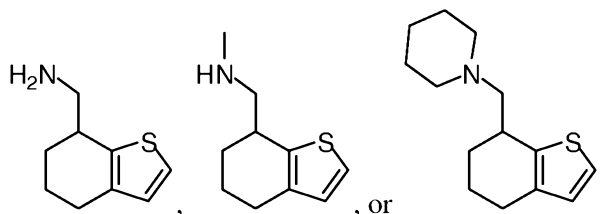


or a pharmaceutically acceptable salt or stereoisomer thereof, wherein R^1 , R^2 , R^3 , R^4 , R^5 , R^6 , R^7 , m and n are as defined herein elsewhere.

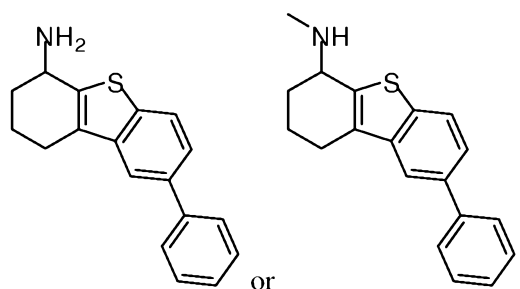
[00150] In one embodiment, n is 0. In one embodiment, R^1 and R^2 are each independently hydrogen or optionally substituted C_1 - C_4 alkyl (*e.g.*, methyl or ethyl). In one embodiment, R^6 and R^7 are each independently hydrogen, halo (*e.g.*, F or Cl), or optionally substituted C_1 - C_4 alkyl (*e.g.*, methyl or ethyl). Specific examples include, but are not limited to, the following compounds:



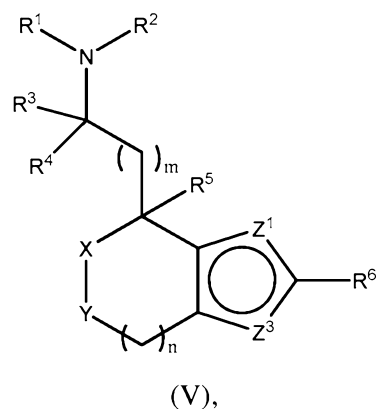
[00151] In one embodiment, n is 1. In one embodiment, R^1 and R^2 are each independently hydrogen or optionally substituted C_1 - C_4 alkyl (*e.g.*, methyl or ethyl). In one embodiment, R^1 and R^2 together with the atom to which they are attached form an optionally substituted heterocyclyl (*e.g.*, piperidinyl). In one embodiment, R^6 and R^7 are each independently hydrogen or optionally substituted C_1 - C_4 alkyl (*e.g.*, methyl or ethyl). Specific examples include, but are not limited to, the following compounds:



[00152] In one embodiment, R^6 and R^7 together with the atoms to which they are attached form an aryl (*e.g.*, phenyl) or cycloalkyl (*e.g.*, 5-, 6-, or 7-membered) ring, each of which is optionally substituted (*e.g.*, by one or more halo or phenyl). In one embodiment, R^6 and R^7 together with the atoms to which they are attached form an optionally substituted aryl. Examples include, but are not limited to, phenyl, cyclopentenyl, cyclohexenyl, and cycloheptenyl. Specific examples include, but are not limited to, the following compounds:

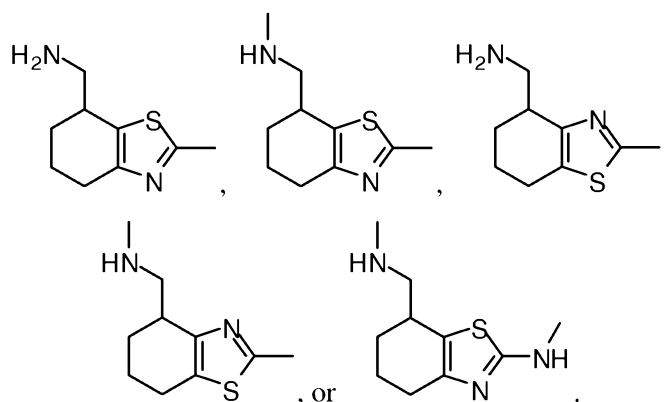


[00153] In one embodiment, provided herein is a compound of formula (V):

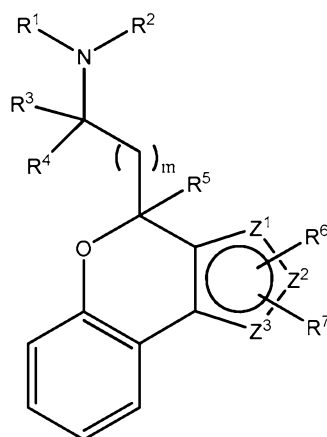


or a pharmaceutically acceptable salt or stereoisomer thereof, wherein R^1 , R^2 , R^3 , R^4 , R^5 , R^6 , Z^1 , Z^3 , X , Y , m and n are as defined herein elsewhere. In one embodiment, Z^1 is N and Z^3 is S. In one embodiment, Z^1 is S and Z^3 is N. In one embodiment, X and Y is CH_2 . In one embodiment, m is 0 and n is 1. In one embodiment, R^1 and R^2 are each independently hydrogen or optionally substituted C_1 - C_4 alkyl (*e.g.*, methyl or ethyl). In one embodiment, R^3 , R^4 , and R^5 are hydrogen. In one embodiment, R^6 is hydrogen, halo (*e.g.*, F or Cl), optionally substituted C_1 - C_4 alkyl (*e.g.*, methyl or ethyl), or optionally substituted amino (*e.g.*, aminoalkyl, such as methylamino).

Specific examples include, but are not limited to, the following compounds:



[00154] In one embodiment, provided herein is a compound of formula (VI):



(VI),

or a pharmaceutically acceptable salt or stereoisomer thereof, wherein

two of Z^1 , Z^2 , and Z^3 are C, and one of Z^1 , Z^2 , and Z^3 is S;

R^1 and R^2 are each independently (i) hydrogen, alkyl, alkoxy, aminoalkyl, alkenyl, alkynyl, cycloalkyl, cycloalkylalkyl, aryl, or aralkyl, each of which is optionally substituted; or (ii) $-(CH_2)_p-R^8$, wherein R^8 is SO_2 alkyl or SO_2 aryl, each of which is optionally substituted; or (iii) R^1 and R^2 together with the nitrogen atom to which they are attached form an optionally substituted heterocyclyl or heteroaryl;

R^3 and R^4 are each independently (i) hydrogen, alkyl, alkoxy, aminoalkyl, alkenyl, alkynyl, cycloalkyl, cycloalkylalkyl, aryl, or aralkyl, each of which is optionally substituted; or (ii) $-(CH_2)_p-R^9$, wherein R^9 is CF_3 , CN, nitro, amino, hydroxyl, or cycloalkoxy, each of which is optionally substituted; or (iii) R^3 and R^4 together with the carbon atom to which they are attached form an optionally substituted cycloalkyl or heterocyclyl; or (iv) R^3 and R^4 together with the atoms to which they are attached form an optionally substituted heterocyclyl, and R^4 is (i) or (ii); or (v) R^3 and R^4 are combined together to form a double bond and together with R^1 and/or R^2 and the atoms to which they are attached form an optionally substituted heteroaryl;

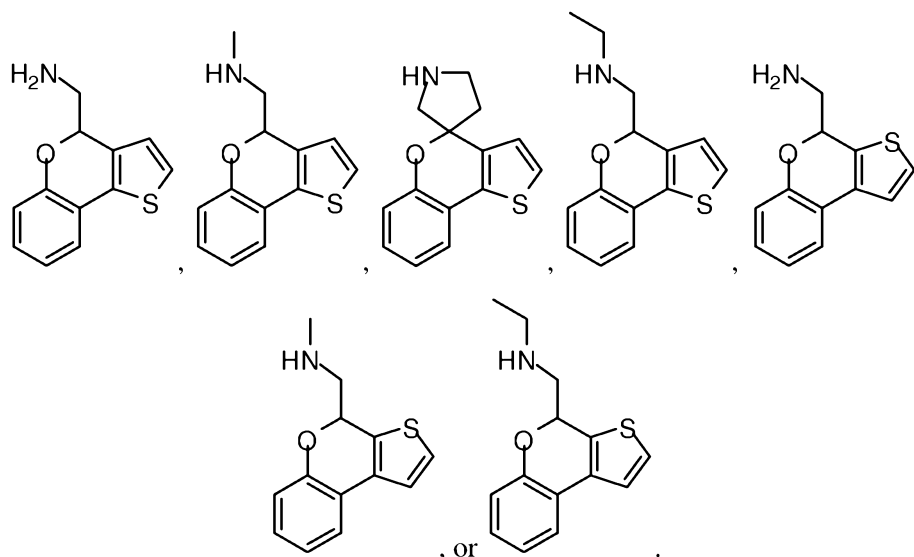
R^5 is (i) hydrogen, alkyl, alkoxy, aminoalkyl, alkenyl, alkynyl, cycloalkyl, cycloalkylalkyl, aryl, or aralkyl, each of which is optionally substituted; or (ii) $-(CH_2)_p-R^{10}$, wherein R^{10} is CF_3 , CN, nitro, amino, hydroxyl, or cycloalkoxy, each of which is optionally substituted; or (iii) R^5 and R^1 together with the atoms to which they are attached form an optionally substituted heterocyclyl;

R^6 and R^7 are each independently (i) hydrogen, halo, alkyl, alkoxy, aminoalkyl, alkenyl, alkynyl, cycloalkyl, cycloalkylalkyl, aryl, or aralkyl, each of which is optionally substituted; or (ii) $-(CH_2)_p-R^{11}$, wherein R^{11} is CF_3 , CN, nitro, amino, hydroxyl, cycloalkoxy, heteroaryl, or heterocyclyl, each of which is optionally substituted; or (iii) R^6 and R^7 together with the atoms to which they are attached form an optionally substituted aryl, heteroaryl, cycloalkyl or heterocyclyl ring; and

m is 0, 1, or 2;

each occurrence of p is independently 0, 1, or 2.

[00155] In one embodiment, R^1 , R^2 , R^3 , R^4 , R^5 , R^6 , R^7 , Z^1 , Z^2 , Z^3 , and m are as defined herein elsewhere. In one embodiment, Z^1 and Z^2 are C, and Z^3 is S. In one embodiment, Z^1 is S, and Z^2 and Z^3 are C. In one embodiment, m is 0. In one embodiment, R^1 and R^2 are each independently hydrogen or optionally substituted C_1 - C_4 alkyl (e.g., methyl or ethyl). In one embodiment, R^3 and R^4 are hydrogen. In one embodiment, R^5 is hydrogen. In one embodiment, R^1 and R^5 together with the atoms to which they are attached form an optionally substituted heterocyclyl (e.g., pyrrolidinyl). In one embodiment, R^6 and R^7 are each independently hydrogen, halo (e.g., F or Cl), or optionally substituted C_1 - C_4 alkyl (e.g., methyl or ethyl). Specific examples include, but are not limited to, the following compounds:



[00156] It should be noted that if there is a discrepancy between a depicted structure and a chemical name given that structure, the depicted structure is to be accorded more weight. In addition, if the stereochemistry of a structure or a portion of a structure is not indicated with, for example, bold or dashed lines, the structure or portion of the structure is to be interpreted as encompassing all stereoisomers of it or mixtures thereof. Where the compound provided herein contains an alkenyl or alkenylene group, the compound may exist as one of or a mixture of geometric *cis/trans* (or *Z/E*) isomers. Where structural isomers are inter-convertible, the compound may exist as a single tautomer or a mixture of tautomers. This can take the form of proton tautomerism in the compound that contains, for example, an imino, keto, or oxime group; or so-called valence tautomerism in the compound that contains, for example, an aromatic moiety. It follows that a single compound may exhibit more than one type of isomerism.

[00157] The compounds provided herein may be enantiomerically pure or diastereomerically pure, such as a single enantiomer or a single diastereomer, or be stereoisomeric mixtures, such as a mixture of enantiomers and/or diastereomers, e.g., a racemic or enantioenriched mixture of two enantiomers; or a mixture of two or more diastereomers. In some instances, for compounds

that undergo epimerization *in vivo*, one of skill in the art will recognize that administration of a compound in its (*R*) form is equivalent to administration of the compound in its (*S*) form, and *vice versa*. Conventional techniques for the preparation/isolation of individual enantiomers or diastereomers include synthesis from a suitable optically pure precursor, asymmetric synthesis from achiral starting materials, or resolution of a stereomeric mixture, for example, by chiral chromatography, recrystallization, resolution, diastereomeric salt formation, or derivatization into diastereomeric adducts followed by separation.

[00158] When the compound provided herein contains an acidic or basic moiety, it may also be provided as a pharmaceutically acceptable salt (*See, Berge et al., J. Pharm. Sci.* 1977, 66, 1-19; and "Handbook of Pharmaceutical Salts, Properties, and Use," Stahl and Wermuth, Ed.; Wiley-VCH and VHCA, Zurich, 2002).

[00159] Suitable acids for use in the preparation of pharmaceutically acceptable salts include, but are not limited to, acetic acid, 2,2-dichloroacetic acid, acylated amino acids, adipic acid, alginic acid, ascorbic acid, aspartic acid, L-aspartic acid, benzenesulfonic acid, benzoic acid, 4-acetamidobenzoic acid, boric acid, camphoric acid, (+)-camphoric acid, camphorsulfonic acid, (+)-(1*S*)-camphor-10-sulfonic acid, capric acid, caproic acid, caprylic acid, cinnamic acid, citric acid, cyclamic acid, cyclohexanesulfamic acid, dodecylsulfuric acid, ethane-1,2-disulfonic acid, ethanesulfonic acid, 2-hydroxy-ethanesulfonic acid, formic acid, fumaric acid, galactaric acid, gentisic acid, glucoheptonic acid, gluconic acid, D-gluconic acid, glucuronic acid, D-glucuronic acid, glutamic acid, L-glutamic acid, α -oxoglutaric acid, glycolic acid, hippuric acid, hydrobromic acid, hydrochloric acid, hydroiodic acid, isoethonic acid; (+)-L-lactic acid, (\pm)-DL-lactic acid, lactobionic acid, lauric acid, maleic acid, malic acid, (-)-L-malic acid, malonic acid, (\pm)-DL-mandelic acid, methanesulfonic acid, naphthalene-2-sulfonic acid, naphthalene-1,5-disulfonic acid, 1-hydroxy-2-naphthoic acid, nicotinic acid, nitric acid, oleic acid, orotic acid, oxalic acid, palmitic acid, pamoic acid, perchloric acid, phosphoric acid, pyroglutamic acid, pyroglutamic acid, L-pyroglutamic acid, saccharic acid, salicylic acid, 4-amino-salicylic acid, sebacic acid, stearic acid, succinic acid, sulfuric acid, tannic acid, tartaric acid, (+)-L-tartaric acid, thiocyanic acid, *p*-toluenesulfonic acid, undecylenic acid, and valeric acid.

[00160] Suitable bases for use in the preparation of pharmaceutically acceptable salts, including, but not limited to, inorganic bases, such as magnesium hydroxide, calcium hydroxide, potassium hydroxide, potassium carbonate, zinc hydroxide, sodium hydroxide, or ammonia; and organic bases, such as primary, secondary, tertiary, and quaternary, aliphatic and aromatic amines, including L-arginine, benethamine, benzathine, choline, deanol, diethanolamine, diethylamine, dimethylamine, dipropylamine, diisopropylamine, 2-(diethylamino)-ethanol, ethanolamine, ethylamine, ethylenediamine, isopropylamine, *N*-methyl-glucamine,

hydrabamine, 1*H*-imidazole, L-lysine, morpholine, 4-(2-hydroxyethyl)-morpholine, methylamine, piperidine, piperazine, propylamine, pyrrolidine, 1-(2-hydroxyethyl)-pyrrolidine, pyridine, quinuclidine, quinoline, isoquinoline, secondary amines, triethanolamine, trimethylamine, triethylamine, N-methyl-D-glucamine, 2-amino-2-(hydroxymethyl)-1,3-propanediol, and tromethamine.

[00161] Unless otherwise specified, the term “compound” referred to herein, such as, *e.g.*, a compound of formula (I), (IIa), (IIb), (IIc), (IIIa), (IIIb), (IIIc), (IVa), (IVb), (IVc), (V), or (VI) is intended to encompass one or more of the following: a free base of the compound or a salt thereof, a stereoisomer or a mixture of two or more stereoisomers, a solid form (*e.g.*, a crystal form or an amorphous form) or a mixture of two or more solid forms thereof, or a solvate (*e.g.*, a hydrate) thereof. In certain embodiments, the term “compound” referred to herein is intended to encompass a pharmaceutical acceptable form of the compound, including but not limited to, a free base, a pharmaceutically acceptable salt, a stereoisomer or a mixture of two or more stereoisomers, a solid form (*e.g.*, a crystal form or an amorphous form) or a mixture of two or more solid forms, a solvate (*e.g.*, a hydrate), or a cocrystal thereof. In one embodiment, the term “compound” referred to herein, such as, *e.g.*, a compound of formula (I), (IIa), (IIb), (IIc), (IIIa), (IIIb), (IIIc), (IVa), (IVb), (IVc), (V), or (VI) is intended to encompass a solvate (*e.g.*, a hydrate) thereof.

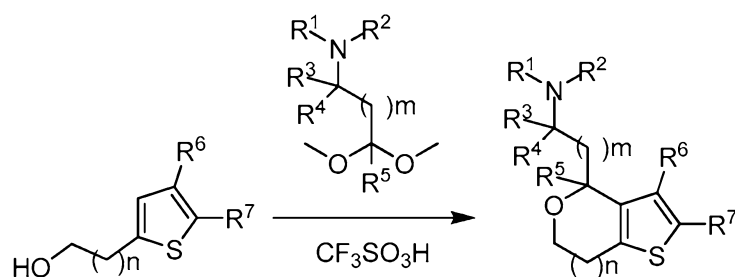
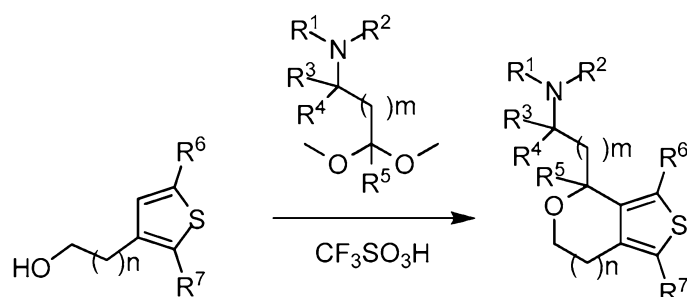
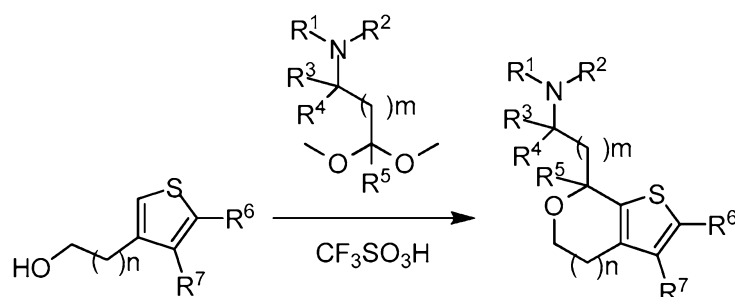
[00162] The compound provided herein may also be provided as a prodrug, which is a functional derivative of the compound, for example, of Formula (I) and is readily convertible into the parent compound *in vivo*. Prodrugs are often useful because, in some situations, they may be easier to administer than the parent compound. They may, for instance, be bioavailable by oral administration whereas the parent compound is not. The prodrug may also have enhanced solubility in pharmaceutical compositions over the parent compound. A prodrug may be converted into the parent drug by various mechanisms, including enzymatic processes and metabolic hydrolysis. *See* Harper, *Progress in Drug Research* 1962, 4, 221-294; Morozowich *et al.* in “Design of Biopharmaceutical Properties through Prodrugs and Analogs,” Roche Ed., APHA Acad. Pharm. Sci. 1977; “Bioreversible Carriers in Drug in Drug Design, Theory and Application,” Roche Ed., APHA Acad. Pharm. Sci. 1987; “Design of Prodrugs,” Bundgaard, Elsevier, 1985; Wang *et al.*, *Curr. Pharm. Design* 1999, 5, 265-287; Pauletti *et al.*, *Adv. Drug Delivery Rev.* 1997, 27, 235-256; Mizen *et al.*, *Pharm. Biotech.* 1998, 11, 345-365; Gagnault *et al.*, *Pract. Med. Chem.* 1996, 671-696; Asgharnejad in “Transport Processes in Pharmaceutical Systems,” Amidon *et al.*, Ed., Marcell Dekker, 185-218, 2000; Balant *et al.*, *Eur. J. Drug Metab. Pharmacokinet.* 1990, 15, 143-53; Balimane and Sinko, *Adv. Drug Delivery Rev.* 1999, 39, 183-209; Browne, *Clin. Neuropharmacol.* 1997, 20, 1-12; Bundgaard, *Arch. Pharm. Chem.* 1979, 86, 1-39; Bundgaard, *Controlled Drug Delivery* 1987, 17, 179-96; Bundgaard, *Adv. Drug Delivery Rev.* 1992, 8, 1-38; Fleisher *et al.*, *Adv. Drug Delivery Rev.* 1996, 19, 115-130; Fleisher *et al.*,

Methods Enzymol. 1985, 112, 360-381; Farquhar *et al.*, *J. Pharm. Sci.* 1983, 72, 324-325; Freeman *et al.*, *J. Chem. Soc., Chem. Commun.* 1991, 875-877; Friis and Bundgaard, *Eur. J. Pharm. Sci.* 1996, 4, 49-59; Gangwar *et al.*, *Des. Biopharm. Prop. Prodrugs Analogs*, 1977, 409-421; Nathwani and Wood, *Drugs* 1993, 45, 866-94; Sinhababu and Thakker, *Adv. Drug Delivery Rev.* 1996, 19, 241-273; Stella *et al.*, *Drugs* 1985, 29, 455-73; Tan *et al.*, *Adv. Drug Delivery Rev.* 1999, 39, 117-151; Taylor, *Adv. Drug Delivery Rev.* 1996, 19, 131-148; Valentino and Borchardt, *Drug Discovery Today* 1997, 2, 148-155; Wiebe and Knaus, *Adv. Drug Delivery Rev.* 1999, 39, 63-80; and Waller *et al.*, *Br. J. Clin. Pharmacol.* 1989, 28, 497-507.

C. Synthetic Schemes

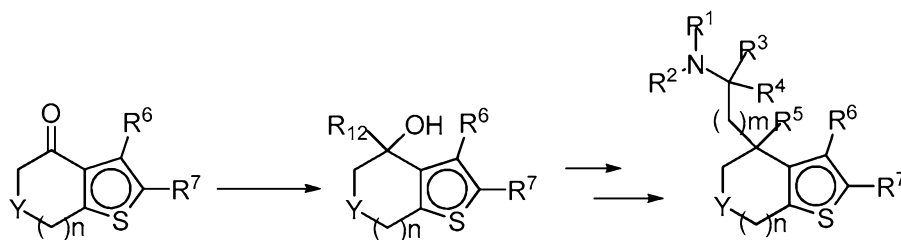
[00163] Schemes below provide exemplary synthetic methods for the preparation of the compounds provided herein. One of ordinary skills in the art will understand that similar methods may be employed to prepare the compounds provided herein. In other words, one of ordinary skills in the art will recognize that suitable adjustments to reagents, protecting groups, reaction conditions, and reaction sequences may be employed to prepare a desired embodiment. The reactions may be scaled upwards or downwards to suit the amount of material to be prepared.

[00164] In one embodiment, the compound of formula (I) may be prepared following Schemes 1-3, using suitable starting materials known in the art and/or available from a commercial source. In one embodiment, the hydroxyalkyl thiophene starting material of Schemes 1-3 is known or may be prepared using known methods starting from commercially available compounds. In one embodiment, the amino-aldehyde dimethyl acetal starting material of Schemes 1-3 is known or may be prepared using known methods starting from commercially available compounds. It is understood that other acetals, such as, *e.g.*, diethyl acetals, may also be used as the starting material of the reaction of Schemes 1-3. In one embodiment, the reaction is carried out in an ether solvent, such as, *e.g.*, 1,4-dioxane. In one embodiment, other acids than trifluoromethyl sulfonic acid may be used to facilitate the reaction. In some embodiments, R¹, R², R³, R⁴, R⁵, R⁶, or R⁷ may be further transformed to suitable functional groups, as described for formula (I), after the ring formation step of Schemes 1-3, using methods known in the art. Specific and non-limiting examples of such transformations are described in the General Procedures in the Examples.

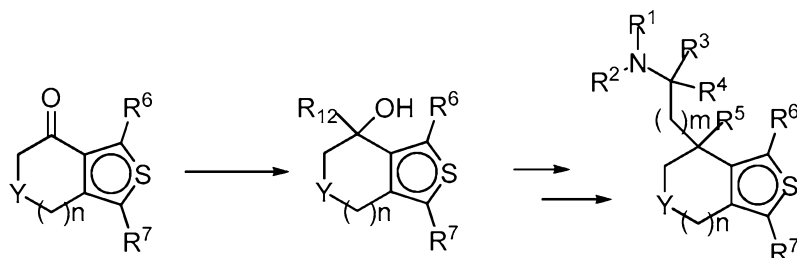
Scheme 1Scheme 2Scheme 3

[00165] In one embodiment, the compound of formula (I) may be prepared following Schemes 4-6, using suitable nucleophilic starting materials known in the art and/or available from a commercial source. In one embodiment, R_{12} may be cyano, or a suitable alkyl, alkenyl, alkynyl, heteroalkyl, aryl, heteroaryl, cycloalkyl, or heterocyclyl, among others. In one embodiment, the thiophene ketone starting material of Schemes 4-6 is known or may be prepared using known methods starting from commercially available compounds. The hydroxyl compound of Schemes 4-6 may be transformed to a compound of formula (I) using methods known in the art. In some embodiments, R^1 , R^2 , R^3 , R^4 , R^5 , R^6 , or R^7 may be further transformed to suitable functional groups, as described for formula (I) using methods known in the art. Specific and non-limiting examples of such transformations are described in the General Procedures in the Examples.

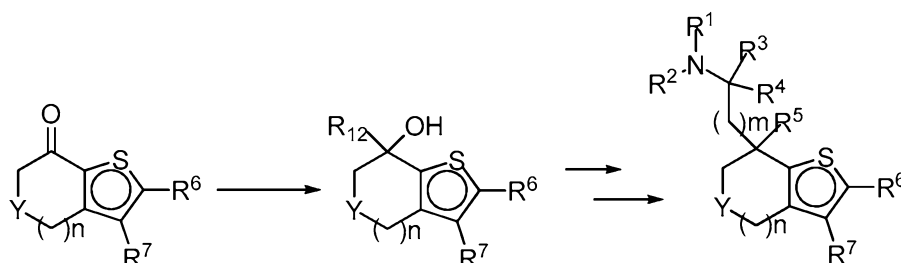
Scheme 4



Scheme 5



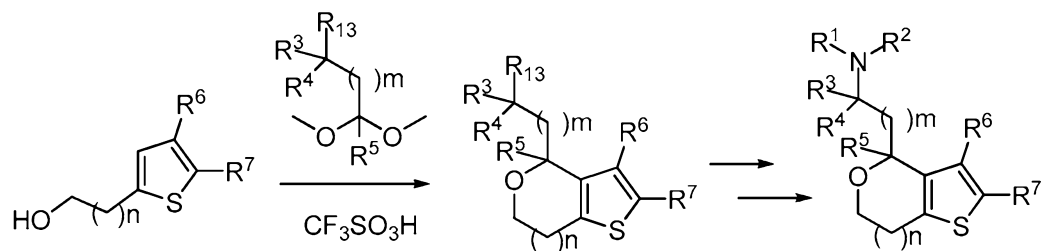
Scheme 6



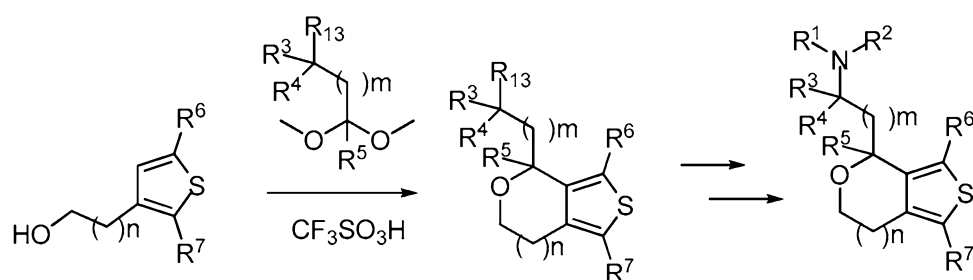
[00166] In one embodiment, the compound of formula (I) may be prepared following Schemes 7-9, using suitable starting materials known in the art and/or available from a commercial source. In one embodiment, R_{13} is a suitable leaving group, such as, *e.g.*, halo, such as chloro, or R_{13} may be a group, such as hydroxyl, that can be transformed to a suitable leaving group, such as, *e.g.*, tosylate, triflate, mesylate, or nosylate, or R_{13} itself may be such hydroxyl-derived leaving group. In one embodiment, the hydroxyalkyl thiophene starting material of Schemes 7-9 is known or may be prepared using known methods starting from commercially available compounds. In one embodiment, the dimethyl acetal starting material of Schemes 7-9 is known or may be prepared using known methods starting from commercially available compounds. It is understood that other acetals, such as, *e.g.*, diethyl acetals, may also be used as the starting material of the reaction of Schemes 7-9. In one embodiment, the reaction is carried out in an ether solvent, such as, *e.g.*, 1,4-dioxane. In one embodiment, other acids than trifluoromethyl sulfonic acid may be used to facilitate the reaction. In some embodiments, R^1 , R^2 , R^3 , R^4 , R^5 , R^6 , or R^7 may be further transformed to suitable functional groups, as described

for formula (I) using methods known in the art. Specific and non-limiting examples of such transformations are described in the General Procedures in the Examples.

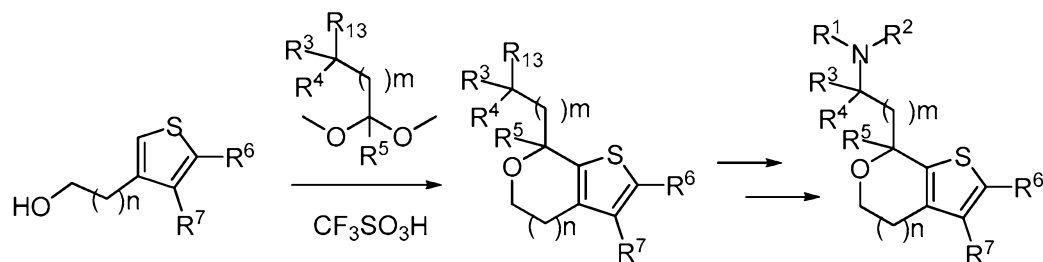
Scheme 7



Scheme 8



Scheme 9



[00167] In certain embodiments, the compound of formula (I) is prepared as a mixture of two or more stereoisomers or diastereoisomers. In one embodiment, the stereoisomers or diastereoisomers are separated using techniques known to those skilled in the art, including but not limited to, chiral column chromatography and chiral resolution by forming a salt with a suitable chiral counterion. In certain embodiments, the compound of formula (I) is prepared following one or more stereoselective reaction(s). In some embodiment, the compound of formula (I) is prepared as a substantially pure stereoisomer.

D. Methods of Treatment, Prevention, and/or Management

1. *In Vivo* Assays

[00168] In one embodiment, provided herein is a method of administering a compound provided herein, or a pharmaceutically acceptable salt or stereoisomer thereof, in a disease model that is known in the art. In one embodiment, the disease model is an animal model. In one embodiment, provided herein is a method of administering a compound provided herein, or a pharmaceutically acceptable salt or stereoisomer thereof, in an animal model that is predictive of efficacy in the treatment of certain diseases in human. The method comprises administering a compound provided herein, or a pharmaceutically acceptable salt or stereoisomer thereof, in a subject. In one embodiment, the method comprises administering a therapeutically effective amount of a compound provided herein, or a pharmaceutically acceptable salt or stereoisomer thereof, in a subject. In one embodiment, the method comprises treatment of a test subject (*e.g.*, a mouse or rat) with a compound provided herein, or a pharmaceutically acceptable salt or stereoisomer thereof. In one embodiment, the method comprises treatment of a test subject (*e.g.*, a mouse or rat) with a compound provided herein, or a pharmaceutically acceptable salt or stereoisomer thereof, as well as a reference compound, either in separate animal groups (*e.g.*, administer a reference compound in a control group and administer a compound provided herein in a test group) or in the same animal group (*e.g.*, as combination therapy). In one embodiment, the *in vivo* activity of the compound provided herein is dose dependent.

[00169] In one embodiment, the compounds provided herein are active in animal models of psychosis such as Pre-Pulse Inhibition (PPI) and PCP-induced hyperlocomotion. These two models have been used in the development of several antipsychotics, including olanzapine (ZYPREXA) (Bakshi and Geyer, *Psychopharmacology* 1995, 122, 198-201) and quetapine (SEROQUEL) (Swedlow *et al.*, *J. Pharm. Exp. Ther.*, 1996, 279, 1290-99), and are predictive of efficacy in human psychotic patients. In one embodiment, compounds that are active in *in vivo* models of psychosis are further optimized to improve the potency in the *in vivo* assays and drug-like properties such as, *e.g.*, solubility and lipophilicity. Given the exact molecular basis of certain diseases such as schizophrenia are poorly understood, this approach allows the use of predictive and well-validated animal models to develop compounds with established efficacy without focusing on specific molecular targets that may or may not translate to human efficacy in the clinic.

2. Treatment, Prevention, and/or Management

[00170] In one embodiment, provided herein is a method of treating, preventing, and/or managing various disorders, including, but not limited to, neurological disorders. In one

embodiment, provided herein is a method of treating, preventing, and/or managing one or more symptoms of a neurological disorder. In one embodiment, the method comprises administering to a subject (*e.g.*, human) a therapeutically or prophylactically effective amount of a composition or a compound provided herein or a pharmaceutically acceptable salt or stereoisomer thereof. In one embodiment, the subject is a human. In one embodiment, the subject is an animal. In one embodiment, the compounds provided herein are highly brain penetrable in the subject. In certain embodiments, the efficacious concentration of a compound provided herein is less than 10 nM, less than 100 nM, less than 1 μ M, less than 10 μ M, less than 100 μ M, or less than 1 mM. In one embodiment, a compound's activity may be assessed in various art-recognized animal models as described herein elsewhere or known in the literature.

[00171] In one embodiment, without being limited by a particular theory, the treatment, prevention, and/or management is done by administering a compound provided herein that has shown *in vivo* efficacy in an animal model predictive of antipsychotic activity in humans. The phenotypic approach to develop antipsychotics has been used in psychopharmacology, with the antipsychotic chlorpromazine developed in this way. The phenotypic approach may also offer advantages over compounds developed by traditional *in vitro* based drug discovery approach, because the compounds developed using the phenotypic approach have established pharmaceutical properties and *in vivo* activity, rather than activity toward a given molecular target, which may be less predictive and lead to attrition at later stages of, for example, clinical development.

[00172] In one embodiment, provided herein is a method of treating, preventing, and/or managing a neurological disorder, including schizophrenia, schizophrenia spectrum disorder, acute schizophrenia, chronic schizophrenia, NOS schizophrenia, schizoid personality disorder, schizotypal personality disorder, delusional disorder, psychosis, psychotic disorder, brief psychotic disorder, shared psychotic disorder, psychotic disorder due to a general medical condition, drug-induced psychosis (*e.g.*, cocaine, alcohol, amphetamine), psychoaffective disorder, aggression, delirium, Parkinson's psychosis, excitative psychosis, Tourette's syndrome, organic or NOS psychosis, seizure, agitation, post-traumatic stress disorder, behavior disorder, neurodegenerative disease, Alzheimer's disease, Parkinson's disease, dyskinesias, Huntington's disease, dementia, mood disorder, anxiety, affective disorders (*e.g.*, depression, *e.g.*, major depressive disorder and dysthymia; bipolar disorder, *e.g.*, bipolar depressive disorder; manic disorder; seasonal affective disorder; and attention deficit disorder (ADD) and attention deficit hyperactivity disorder (ADHD)), obsessive-compulsive disorder, vertigo, epilepsy, pain (*e.g.*, neuropathic pain, sensitization accompanying neuropathic pain, and inflammatory pain), fibromyalgia, migraine, cognitive impairment, movement disorder, restless leg syndrome (RLS), multiple sclerosis, sleep disorder, sleep apnea, narcolepsy, excessive daytime sleepiness, jet lag, drowsy side effect of medications, insomnia, substance abuse or

dependency (*e.g.*, nicotine, cocaine), addiction, eating disorder, sexual dysfunction, hypertension, emesis, Lesche-Nyhane disease, Wilson's disease, autism, Huntington's chorea, and premenstrual dysphoria, comprising administering to a subject an effective amount of a compound provided herein, or a pharmaceutically acceptable salt or stereoisomer thereof.

[00173] In one embodiment, provided herein is a method of treating, preventing, and/or managing a disorder related to psychosis, schizophrenia, ADHD, mood disorder or affective disorder such as depression and anxiety, comprising administering to a subject an effective amount of a compound provided herein. For example, without being limited by a particular theory, the compounds provided herein may improve the gating deficits of DBA/2 mice seen in the pre-pulse inhibition (PPI) test and reverse the methamphetamine-induced hyperlocomotor activity. Without being limited to a particular theory, the compounds provided herein may: 1) reverse the amphetamine-induced hyper-locomotor activity; 2) be useful as antipsychotic agents and dosed sparingly; 3) improve attention and modulate impulsivity; 4) improve learning parameters in ADHD; 5) enhance learning ability and reduce anxiety in behavioral tests; and/or 6) have an anti-depressant effect.

[00174] In another embodiment, provided herein is a method of treating, preventing, and/or managing a disorder related to cognitive impairments, such as Alzheimer's disease, Parkinson's disease, schizophrenia, and attention deficit hyperactivity disorder (ADHD), and the like, comprising administering to a subject an effective amount of a compound provided herein. For example, without being limited by a particular theory, the compounds provided herein may have pro-cognitive effects, such as passive avoidance, novel object recognition, social recognition, and attention-set shifting. Further, without being limited by a particular theory, the compounds provided herein may improve social memory, increase the acquisition of an environment, and reverse scopolamine-induced deficits. The compounds provided herein may also reverse scopolamine-induced deficits in a passive avoidance memory test.

[00175] In another embodiment, provided herein is a method of treating, preventing, and/or managing a disorder associated with excessive daytime sleepiness, such as, narcolepsy, Parkinson's disease, multiple sclerosis, shift workers, jet lag, relief of side effects of other medications, and the like, comprising administering to a subject an effective amount of a compound provided herein. For example, without being limited by a particular theory, the compounds provided herein may have wake promoting effects.

[00176] In another embodiment, provided herein is a method of treating, preventing, and/or managing a sleeping disorder, such as insomnia, comprising administering to a subject an effective amount of a compound provided herein. For example, without being limited by a particular theory, the compounds provided herein may improve wakefulness and lead to an

improved sleep pattern, and therefore the compounds provided herein may be useful in treating insomnia.

[00177] In another embodiment, provided herein is a method of treating, preventing, and/or managing substance abuse, comprising administering to a subject an effective amount of a compound provided herein. For example, without being limited by a particular theory, the compounds provided herein may alter methamphetamine self-administration in rats, and therefore the compounds provided herein may ameliorate the craving for addictive drugs.

[00178] In another embodiment, provided herein is a method of using the compounds provided herein as psycho-stimulants, which may lack the abuse liabilities generally associated with other classes of psycho-stimulants. Without being limited by a particular theory, the compounds provided herein may increase the levels of histamine, dopamine, norepinephrine, and/or acetylcholine in the prefrontal cortical area, which is consistent with their pro-cognitive effects and their wake promoting effects seen in animal models. For example, the compounds provided herein may increase dopamine in the frontal cortex but not the striatum. The compounds provided herein may not induce increased locomotor activity or sensitization that is associated with other psycho-stimulus.

[00179] In another embodiment, provided herein is a method of treating, preventing, and/or managing a disorder such as seizure, epilepsy, vertigo, and pain, comprising administering to a subject an effective amount of a compound provided herein. For example, without being limited by a particular theory, the compounds provided herein may be protective against pentylenetetrazole (PTZ) and electrical-induced seizures. The compounds provided herein may increase the seizure threshold in humans. The compounds provided herein may decrease electrical discharge from afferent neurons in an inner ear preparation. Further, without being limited by a particular theory, the compounds provided herein may increase the threshold for neuropathic pain, which is shown in models such as the chronic constriction injury (CCI) model, herpes virus-induced model, and capsaicin-induced allodynia model. Therefore, in some embodiments, the compounds provided herein are employed for their analgesic effects to treat, prevent, and/or manage disorders involving pain and the sensitization that accompanies many neuropathic pain disorders.

[00180] In another embodiment, provided herein is a method of treating, preventing, and/or managing a movement disorder, such as Parkinson's disease, restless leg syndrome (RLS), and Huntington's disease, comprising administering to a subject an effective amount of a compound provided herein.

[00181] In some embodiments, a compound provided herein is active in at least one model, which can be used to measure the activity of the compound and estimate the efficacy in treating a neurological disorder. For example, when the model is for psychosis (*e.g.*, PCP Hyperactivity

Model or Prepulse Inhibition of Startle Model), a compound is active when the compound reduces PCP induced hyperactivity in mice by a statistically significant amount compared to a vehicle, or when the compound reverses the disruption of prepulse inhibition (PPI) induced by PCP in mice.

[00182] In other embodiments, provided herein is a method of effecting a therapeutic effect as described herein elsewhere. The method comprises administering to a subject (*e.g.*, a mammal) a therapeutically effective amount of a compound or composition provided herein. The particular therapeutic effects may be measured using any model system known in the art and described herein, such as those involving an animal model of a disease.

[00183] In some embodiments, the neurological disorder is: depression (*e.g.*, major depressive disorder or dysthymia); bipolar disorder, seasonal affective disorder; cognitive deficit; fibromyalgia; pain (*e.g.*, neuropathic pain); sleep related disorder (*e.g.*, sleep apnea, insomnia, narcolepsy, cataplexy) including those sleep disorders which are produced by psychiatric conditions; chronic fatigue syndrome; attention deficit disorder (ADD); attention deficit hyperactivity disorder (ADHD); restless leg syndrome; schizophrenia; anxieties (*e.g.*, general anxiety disorder, social anxiety disorder, panic disorder); obsessive compulsive disorder; post-traumatic stress disorder; seasonal affective disorder (SAD); premenstrual dysphoria; post-menopausal vasomotor symptoms (*e.g.*, hot flashes, night sweats); neurodegenerative disease (*e.g.*, Parkinson's disease, Alzheimer's disease and amyotrophic lateral sclerosis); manic disorder; dysthymic disorder; cyclothymic disorder; obesity; and substance abuse or dependency (*e.g.*, cocaine addiction, nicotine addiction). In another embodiment, the compounds provided herein are useful to treat, prevent, and/or manage two or more conditions/disorders, which are co-morbid, such as psychosis and depression.

[00184] Neurological disorders may also include cerebral function disorders, including without limitation, senile dementia, Alzheimer's type dementia, cognition, memory loss, amnesia/amnestic syndrome, epilepsy, disturbances of consciousness, coma, lowering of attention, speech disorder, Lennox syndrome, autism, and hyperkinetic syndrome.

[00185] Neuropathic pain includes, without limitation, post herpetic (or post-shingles) neuralgia, reflex sympathetic dystrophy/causalgia or nerve trauma, phantom limb pain, carpal tunnel syndrome, and peripheral neuropathy (such as diabetic neuropathy or neuropathy arising from chronic alcohol use).

[00186] Other exemplary diseases and conditions that may be treated, prevented, and/or managed using the methods, compounds, and/or compositions provided herein include, but are not limited to: obesity; migraine or migraine headache; and sexual dysfunction, in men or women, including without limitation sexual dysfunction caused by psychological and/or physiological factors, erectile dysfunction, premature ejaculation, vaginal dryness, lack of sexual

excitement, inability to obtain orgasm, and psycho-sexual dysfunction, including without limitation, inhibited sexual desire, inhibited sexual excitement, inhibited female orgasm, inhibited male orgasm, functional dyspareunia, functional vaginismus, and atypical psychosexual dysfunction.

[00187] In one embodiment, the neurological disorder is excessive daytime sleepiness. In another embodiment, the neurological disorder is a cognitive impairment. In another embodiment, the neurological disorder is a mood disorder. In another embodiment, the neurological disorder is an affective disorder. In another embodiment, the neurological disorder is a movement disorder. In another embodiment, the neurological disorder is schizophrenia. In another embodiment, the neurological disorder is an attention disorder. In another embodiment, the neurological disorder is an anxiety disorder. In another embodiment, the neurological disorder is seizure. In another embodiment, the neurological disorder is psychosis. In another embodiment, the neurological disorder is epilepsy. In another embodiment, the neurological disorder is vertigo. In another embodiment, the neurological disorder is pain. In another embodiment, the neurological disorder is neuropathic pain. In another embodiment, the neuropathic pain is diabetic neuropathy.

[00188] In one embodiment, the neurological disorder is a neurodegenerative disease. In one embodiment, the neurodegenerative disease is Parkinson's disease. In another embodiment, the neurodegenerative disorder is Alzheimer's disease.

[00189] In one embodiment, the compounds described herein treat, prevent, and/or manage a neurological disorder of the central nervous system, without causing addiction to said compounds.

[00190] Any suitable route of administration can be employed for providing the patient with a therapeutically or prophylactically effective dose of an active ingredient. For example, oral, mucosal (*e.g.*, nasal, sublingual, buccal, rectal, vaginal), parenteral (*e.g.*, intravenous, intramuscular), transdermal, and subcutaneous routes can be employed. Exemplary routes of administration include oral, transdermal, and mucosal. Suitable dosage forms for such routes include, but are not limited to, transdermal patches, ophthalmic solutions, sprays, and aerosols. Transdermal compositions can also take the form of creams, lotions, and/or emulsions, which can be included in an appropriate adhesive for application to the skin or can be included in a transdermal patch of the matrix or reservoir type as are conventional in the art for this purpose. An exemplary transdermal dosage form is a "reservoir type" or "matrix type" patch, which is applied to the skin and worn for a specific period of time to permit the penetration of a desired amount of active ingredient. The patch can be replaced with a fresh patch when necessary to provide constant administration of the active ingredient to the patient.

[00191] The amount to be administered to a patient to treat, prevent, and/or manage the disorders described herein will depend upon a variety of factors including the activity of the particular compound employed, or the ester, salt or amide thereof, the route of administration, the time of administration, the rate of excretion or metabolism of the particular compound being employed, the duration of the treatment, other drugs, compounds and/or materials used in combination with the particular compound employed, the age, sex, weight, condition, general health and prior medical history of the patient being treated, and like factors well known in the medical arts.

[00192] A physician or veterinarian having ordinary skill in the art can readily determine and prescribe the effective amount required. For example, the physician or veterinarian could start doses of the compounds employed at levels lower than that required in order to achieve the desired therapeutic effect and gradually increase the dosage until the desired effect is achieved.

[00193] In general, a suitable daily dose of a compound provided herein will be that amount of the compound which is the lowest dose effective to produce a therapeutic or prophylactic effect. Such an effective dose will generally depend upon the factors described above.

Generally, oral, intravenous, intracerebroventricular and subcutaneous doses of the compounds provided herein for a patient will range from about 0.005 mg per kilogram to about 5 mg per kilogram of body weight per day. In one embodiment, the oral dose of a compound provided herein will range from about 10 mg to about 300 mg per day. In another embodiment, the oral dose of a compound provided herein will range from about 20 mg to about 250 mg per day. In another embodiment, the oral dose of a compound provided herein will range from about 100 mg to about 300 mg per day. In another embodiment, the oral dose of a compound provided herein will range from about 10 mg to about 100 mg per day. In another embodiment, the oral dose of a compound provided herein will range from about 25 mg to about 50 mg per day. In another embodiment, the oral dose of a compound provided herein will range from about 50 mg to about 200 mg per day. Each of the above-recited dosage ranges may be formulated as a single or multiple unit dosage formulations.

[00194] In some embodiments, the compounds disclosed herein may be used in combination with one or more second active agents to treat, prevent, and/or manage disorders described herein.

3. Pharmaceutical Compositions and Dosage Forms

[00195] Pharmaceutical compositions can be used in the preparation of individual, single unit dosage forms. Pharmaceutical compositions and dosage forms provided herein comprise a compound provided herein, or a pharmaceutically acceptable salt, stereoisomer, clathrate, or

prodrug thereof. Pharmaceutical compositions and dosage forms can further comprise one or more excipients.

[00196] Pharmaceutical compositions and dosage forms provided herein can also comprise one or more additional active ingredients. Examples of optional second, or additional, active ingredients are also disclosed herein.

[00197] Single unit dosage forms provided herein are suitable for oral, mucosal (*e.g.*, nasal, sublingual, vaginal, buccal, or rectal), parenteral (*e.g.*, subcutaneous, intravenous, bolus injection, intramuscular, or intra-arterial), topical (*e.g.*, eye drops or other ophthalmic preparations), transdermal or transcutaneous administration to a patient. Examples of dosage forms include, but are not limited to: tablets; caplets; capsules, such as soft elastic gelatin capsules; cachets; troches; lozenges; dispersions; suppositories; powders; aerosols (*e.g.*, nasal sprays or inhalers); gels; liquid dosage forms suitable for oral or mucosal administration to a patient, including suspensions (*e.g.*, aqueous or non-aqueous liquid suspensions, oil-in-water emulsions, or a water-in-oil liquid emulsions), solutions, and elixirs; liquid dosage forms suitable for parenteral administration to a patient; eye drops or other ophthalmic preparations suitable for topical administration; and sterile solids (*e.g.*, crystalline or amorphous solids) that can be reconstituted to provide liquid dosage forms suitable for parenteral administration to a patient.

[00198] The composition, shape, and type of dosage forms will typically vary depending on their use. For example, a dosage form used in the acute treatment of a disease may contain larger amounts of one or more of the active ingredients it comprises than a dosage form used in the chronic treatment of the same disease. Similarly, a parenteral dosage form may contain smaller amounts of one or more of the active ingredients it comprises than an oral dosage form used to treat the same disease. These and other ways in which specific dosage forms are used will vary from one another and will be readily apparent to those skilled in the art. *See, e.g.*, *Remington's Pharmaceutical Sciences*, 18th Ed., Mack Publishing, Easton PA (1990).

[00199] In one embodiment, pharmaceutical compositions and dosage forms comprise one or more excipients. Suitable excipients are well known to those skilled in the art of pharmacy, and non-limiting examples of suitable excipients are provided herein. Whether a particular excipient is suitable for incorporation into a pharmaceutical composition or dosage form depends on a variety of factors well known in the art including, but not limited to, the way in which the dosage form will be administered to a patient. For example, oral dosage forms such as tablets may contain excipients not suited for use in parenteral dosage forms. The suitability of a particular excipient may also depend on the specific active ingredients in the dosage form. For example, the decomposition of some active ingredients may be accelerated by some excipients such as lactose, or when exposed to water. Active ingredients that comprise primary or

secondary amines are particularly susceptible to such accelerated decomposition. Consequently, provided are pharmaceutical compositions and dosage forms that contain little, if any, lactose or other mono- or disaccharides. As used herein, the term “lactose-free” means that the amount of lactose present, if any, is insufficient to substantially increase the degradation rate of an active ingredient.

[00200] Lactose-free compositions can comprise excipients that are well known in the art and are listed, for example, in the *U.S. Pharmacopeia* (USP) 25-NF20 (2002). In general, lactose-free compositions comprise active ingredients, a binder/filler, and a lubricant in pharmaceutically compatible and pharmaceutically acceptable amounts. In one embodiment, lactose-free dosage forms comprise active ingredients, microcrystalline cellulose, pre-gelatinized starch, and/or magnesium stearate.

[00201] Also provided are anhydrous pharmaceutical compositions and dosage forms comprising active ingredients, since water can facilitate the degradation of some compounds. For example, the addition of water (*e.g.*, 5%) is widely accepted in the pharmaceutical arts as a means of simulating long-term storage in order to determine characteristics such as shelf-life or the stability of formulations over time. *See, e.g.*, Jens T. Carstensen, *Drug Stability: Principles & Practice*, 2d. Ed., Marcel Dekker, NY, NY, 1995, pp. 379-80. In effect, water and heat accelerate the decomposition of some compounds. Thus, the effect of water on a formulation can be of great significance since moisture and/or humidity are commonly encountered during manufacture, handling, packaging, storage, shipment, and use of formulations.

[00202] Anhydrous pharmaceutical compositions and dosage forms can be prepared using anhydrous or low moisture containing ingredients and low moisture or low humidity conditions. Pharmaceutical compositions and dosage forms that comprise lactose and at least one active ingredient that comprises a primary or secondary amine are preferably anhydrous if substantial contact with moisture and/or humidity during manufacturing, packaging, and/or storage is expected.

[00203] An anhydrous pharmaceutical composition should be prepared and stored such that its anhydrous nature is maintained. Accordingly, anhydrous compositions are, in one embodiment, packaged using materials known to prevent exposure to water such that they can be included in suitable formulary kits. Examples of suitable packaging include, but are not limited to, hermetically sealed foils, plastics, unit dose containers (*e.g.*, vials), blister packs, and strip packs.

[00204] Also provided are pharmaceutical compositions and dosage forms that comprise one or more compounds that reduce the rate by which an active ingredient will decompose. Such compounds, which are referred to herein as “stabilizers,” include, but are not limited to, antioxidants such as ascorbic acid, pH buffers, or salt buffers.

[00205] Like the amounts and types of excipients, the amounts and specific types of active ingredients in a dosage form may differ depending on factors such as, but not limited to, the route by which it is to be administered to patients. In one embodiment, dosage forms comprise a compound provided herein in an amount of from about 0.10 to about 500 mg. In other embodiments, dosage forms comprise a compound provided herein in an amount of about 0.1, 1, 2, 5, 7.5, 10, 12.5, 15, 17.5, 20, 25, 50, 100, 150, 200, 250, 300, 350, 400, 450, or 500 mg.

[00206] In other embodiments, dosage forms comprise a second active ingredient in an amount of 1 to about 1000 mg, from about 5 to about 500 mg, from about 10 to about 350 mg, or from about 50 to about 200 mg. Of course, the specific amount of the second active agent will depend on the specific agent used, the diseases or disorders being treated or managed, and the amount(s) of a compound provided herein, and any optional additional active agents concurrently administered to the patient.

(a) Oral Dosage Forms

[00207] Pharmaceutical compositions that are suitable for oral administration can be provided as discrete dosage forms, such as, but not limited to, tablets (*e.g.*, chewable tablets), caplets, capsules, and liquids (*e.g.*, flavored syrups). Such dosage forms contain predetermined amounts of active ingredients, and may be prepared by methods of pharmacy well known to those skilled in the art. *See generally, Remington's The Science and Practice of Pharmacy*, 21st Ed., Lippincott Williams & Wilkins (2005).

[00208] Oral dosage forms provided herein are prepared by combining the active ingredients in an intimate admixture with at least one excipient according to conventional pharmaceutical compounding techniques. Excipients can take a wide variety of forms depending on the form of preparation desired for administration. For example, excipients suitable for use in oral liquid or aerosol dosage forms include, but are not limited to, water, glycols, oils, alcohols, flavoring agents, preservatives, and coloring agents. Examples of excipients suitable for use in solid oral dosage forms (*e.g.*, powders, tablets, capsules, and caplets) include, but are not limited to, starches, sugars, micro-crystalline cellulose, diluents, granulating agents, lubricants, binders, and disintegrating agents.

[00209] In one embodiment, oral dosage forms are tablets or capsules, in which case solid excipients are employed. In another embodiment, tablets can be coated by standard aqueous or non-aqueous techniques. Such dosage forms can be prepared by any of the methods of pharmacy. In general, pharmaceutical compositions and dosage forms are prepared by uniformly and intimately admixing the active ingredients with liquid carriers, finely divided solid carriers, or both, and then shaping the product into the desired presentation if necessary.

[00210] For example, a tablet can be prepared by compression or molding. Compressed tablets can be prepared by compressing in a suitable machine the active ingredients in a free-flowing form such as powder or granules, optionally mixed with an excipient. Molded tablets can be made by molding in a suitable machine a mixture of the powdered compound moistened with an inert liquid diluent.

[00211] Examples of excipients that can be used in oral dosage forms provided herein include, but are not limited to, binders, fillers, disintegrants, and lubricants. Binders suitable for use in pharmaceutical compositions and dosage forms include, but are not limited to, corn starch, potato starch, or other starches, gelatin, natural and synthetic gums such as acacia, sodium alginate, alginic acid, other alginates, powdered tragacanth, guar gum, cellulose and its derivatives (*e.g.*, ethyl cellulose, cellulose acetate, carboxymethyl cellulose calcium, sodium carboxymethyl cellulose), polyvinyl pyrrolidone, methyl cellulose, pre-gelatinized starch, hydroxypropyl methyl cellulose, (*e.g.*, Nos. 2208, 2906, 2910), microcrystalline cellulose, and mixtures thereof.

[00212] Suitable forms of microcrystalline cellulose include, but are not limited to, the materials sold as AVICEL-PH-101, AVICEL-PH-103 AVICEL RC-581, AVICEL-PH-105 (available from FMC Corporation, American Viscose Division, Avicel Sales, Marcus Hook, PA), and mixtures thereof. A specific example of a binder is a mixture of microcrystalline cellulose and sodium carboxymethyl cellulose sold as AVICEL RC-581. Suitable anhydrous or low moisture excipients or additives include AVICEL-PH-103™ and Starch 1500 LM.

[00213] Examples of fillers suitable for use in the pharmaceutical compositions and dosage forms provided herein include, but are not limited to, talc, calcium carbonate (*e.g.*, granules or powder), microcrystalline cellulose, powdered cellulose, dextrans, kaolin, mannitol, silicic acid, sorbitol, starch, pre-gelatinized starch, and mixtures thereof. The binder or filler in pharmaceutical compositions is, in one embodiment, present in from about 50 to about 99 weight percent of the pharmaceutical composition or dosage form.

[00214] Disintegrants may be used in the compositions to provide tablets that disintegrate when exposed to an aqueous environment. Tablets that contain too much disintegrant may disintegrate in storage, while those that contain too little may not disintegrate at a desired rate or under the desired conditions. Thus, a sufficient amount of disintegrant that is neither too much nor too little to detrimentally alter the release of the active ingredients may be used to form solid oral dosage forms. The amount of disintegrant used varies based upon the type of formulation, and is readily discernible to those of ordinary skill in the art. In one embodiment, pharmaceutical compositions comprise from about 0.5 to about 15 weight percent of disintegrant, or from about 1 to about 5 weight percent of disintegrant.

[00215] Disintegrants that can be used in pharmaceutical compositions and dosage forms include, but are not limited to, agar-agar, alginic acid, calcium carbonate, microcrystalline cellulose, croscarmellose sodium, crospovidone, polacrillin potassium, sodium starch glycolate, potato or tapioca starch, other starches, pre-gelatinized starch, other starches, clays, other algin, other celluloses, gums, and mixtures thereof.

[00216] Lubricants that can be used in pharmaceutical compositions and dosage forms include, but are not limited to, calcium stearate, magnesium stearate, mineral oil, light mineral oil, glycerin, sorbitol, mannitol, polyethylene glycol, other glycols, stearic acid, sodium lauryl sulfate, talc, hydrogenated vegetable oil (*e.g.*, peanut oil, cottonseed oil, sunflower oil, sesame oil, olive oil, corn oil, and soybean oil), zinc stearate, ethyl oleate, ethyl laureate, agar, and mixtures thereof. Additional lubricants include, for example, a syloid silica gel (AEROSIL200, manufactured by W.R. Grace Co. of Baltimore, MD), a coagulated aerosol of synthetic silica (marketed by Degussa Co. of Plano, TX), CAB-O-SIL (a pyrogenic silicon dioxide product sold by Cabot Co. of Boston, MA), and mixtures thereof. If used at all, lubricants may be used in an amount of less than about 1 weight percent of the pharmaceutical compositions or dosage forms into which they are incorporated.

[00217] In one embodiment, a solid oral dosage form comprises a compound provided herein, and optional excipients, such as anhydrous lactose, microcrystalline cellulose, polyvinylpyrrolidone, stearic acid, colloidal anhydrous silica, and gelatin.

(b) Controlled Release Dosage Forms

[00218] Active ingredients provided herein can be administered by controlled release means or by delivery devices that are well known to those of ordinary skill in the art. Examples include, but are not limited to, those described in U.S. Patent Nos.: 3,845,770; 3,916,899; 3,536,809; 3,598,123; and 4,008,719, 5,674,533, 5,059,595, 5,591,767, 5,120,548, 5,073,543, 5,639,476, 5,354,556, and 5,733,566, each of which is incorporated herein by reference. Such dosage forms can be used to provide slow or controlled-release of one or more active ingredients using, for example, hydropropylmethyl cellulose, other polymer matrices, gels, permeable membranes, osmotic systems, multilayer coatings, microparticles, liposomes, microspheres, or a combination thereof to provide the desired release profile in varying proportions. Suitable controlled-release formulations known to those of ordinary skill in the art, including those described herein, can be readily selected for use with the active agents provided herein. In one embodiment, provided are single unit dosage forms suitable for oral administration such as, but not limited to, tablets, capsules, gelcaps, and caplets that are adapted for controlled-release.

[00219] In one embodiment, controlled-release pharmaceutical products improve drug therapy over that achieved by their non-controlled counterparts. In another embodiment, the use

of a controlled-release preparation in medical treatment is characterized by a minimum of drug substance being employed to cure or control the condition in a minimum amount of time. Advantages of controlled-release formulations include extended activity of the drug, reduced dosage frequency, and increased patient compliance. In addition, controlled-release formulations can be used to affect the time of onset of action or other characteristics, such as blood levels of the drug, and can thus affect the occurrence of side (*e.g.*, adverse) effects.

[00220] In another embodiment, the controlled-release formulations are designed to initially release an amount of drug (active ingredient) that promptly produces the desired therapeutic or prophylactic effect, and gradually and continually release of other amounts of drug to maintain this level of therapeutic or prophylactic effect over an extended period of time. In one embodiment, in order to maintain a constant level of drug in the body, the drug can be released from the dosage form at a rate that will replace the amount of drug being metabolized and excreted from the body. Controlled-release of an active ingredient can be stimulated by various conditions including, but not limited to, pH, temperature, enzymes, water, or other physiological conditions or compounds.

(c) Parenteral Dosage Forms

[00221] Parenteral dosage forms can be administered to patients by various routes including, but not limited to, subcutaneous, intravenous (including bolus injection), intramuscular, and intra-arterial. In some embodiments, administration of a parenteral dosage form bypasses patients' natural defenses against contaminants, and thus, in these embodiments, parenteral dosage forms are sterile or capable of being sterilized prior to administration to a patient. Examples of parenteral dosage forms include, but are not limited to, solutions ready for injection, dry products ready to be dissolved or suspended in a pharmaceutically acceptable vehicle for injection, suspensions ready for injection, and emulsions.

[00222] Suitable vehicles that can be used to provide parenteral dosage forms are well known to those skilled in the art. Examples include, but are not limited to: Water for Injection USP; aqueous vehicles such as, but not limited to, Sodium Chloride Injection, Ringer's Injection, Dextrose Injection, Dextrose and Sodium Chloride Injection, and Lactated Ringer's Injection; water-miscible vehicles such as, but not limited to, ethyl alcohol, polyethylene glycol, and polypropylene glycol; and non-aqueous vehicles such as, but not limited to, corn oil, cottonseed oil, peanut oil, sesame oil, ethyl oleate, isopropyl myristate, and benzyl benzoate.

[00223] Compounds that increase the solubility of one or more of the active ingredients disclosed herein can also be incorporated into the parenteral dosage forms. For example,

cyclodextrin and its derivatives can be used to increase the solubility of a compound provided herein. *See, e.g.*, U.S. Patent No. 5,134,127, which is incorporated herein by reference.

(d) Topical and Mucosal Dosage Forms

[00224] Topical and mucosal dosage forms provided herein include, but are not limited to, sprays, aerosols, solutions, emulsions, suspensions, eye drops or other ophthalmic preparations, or other forms known to one of skill in the art. *See, e.g., Remington's The Science and Practice of Pharmacy*, 21st Ed., Lippincott Williams & Wilkins (2005); and *Introduction to Pharmaceutical Dosage Forms*, 4th ed., Lea & Febiger, Philadelphia (1985). Dosage forms suitable for treating mucosal tissues within the oral cavity can be formulated as mouthwashes or as oral gels.

[00225] Suitable excipients (*e.g.*, carriers and diluents) and other materials that can be used to provide topical and mucosal dosage forms encompassed herein are well known to those skilled in the pharmaceutical arts, and depend on the particular tissue to which a given pharmaceutical composition or dosage form will be applied. In one embodiment, excipients include, but are not limited to, water, acetone, ethanol, ethylene glycol, propylene glycol, butane-1,3-diol, isopropyl myristate, isopropyl palmitate, mineral oil, and mixtures thereof to form solutions, emulsions or gels, which are non-toxic and pharmaceutically acceptable. Moisturizers or humectants can also be added to pharmaceutical compositions and dosage forms. Examples of additional ingredients are well known in the art. *See, e.g., Remington's The Science and Practice of Pharmacy*, 21st Ed., Lippincott Williams & Wilkins (2005).

[00226] The pH of a pharmaceutical composition or dosage form may also be adjusted to improve delivery of one or more active ingredients. Also, the polarity of a solvent carrier, its ionic strength, or tonicity can be adjusted to improve delivery. Compounds such as stearates can also be added to pharmaceutical compositions or dosage forms to alter the hydrophilicity or lipophilicity of one or more active ingredients so as to improve delivery. In other embodiments, stearates can serve as a lipid vehicle for the formulation, as an emulsifying agent or surfactant, or as a delivery-enhancing or penetration-enhancing agent. In other embodiments, salts, solvates, prodrugs, clathrates, or stereoisomers of the active ingredients can be used to further adjust the properties of the resulting composition.

4. Kits

[00227] In one embodiment, active ingredients provided herein are not administered to a patient at the same time or by the same route of administration. In another embodiment, provided are kits which can simplify the administration of appropriate amounts of active ingredients.

[00228] In one embodiment, a kit comprises a dosage form of a compound provided herein. Kits can further comprise one or more second active ingredients as described herein, or a pharmacologically active mutant or derivative thereof, or a combination thereof.

[00229] In other embodiments, kits can further comprise devices that are used to administer the active ingredients. Examples of such devices include, but are not limited to, syringes, drip bags, patches, and inhalers.

[00230] Kits can further comprise cells or blood for transplantation as well as pharmaceutically acceptable vehicles that can be used to administer one or more active ingredients. For example, if an active ingredient is provided in a solid form that must be reconstituted for parenteral administration, the kit can comprise a sealed container of a suitable vehicle in which the active ingredient can be dissolved to form a particulate-free sterile solution that is suitable for parenteral administration. Examples of pharmaceutically acceptable vehicles include, but are not limited to: Water for Injection USP; aqueous vehicles such as, but not limited to, Sodium Chloride Injection, Ringer's Injection, Dextrose Injection, Dextrose and Sodium Chloride Injection, and Lactated Ringer's Injection; water-miscible vehicles such as, but not limited to, ethyl alcohol, polyethylene glycol, and polypropylene glycol; and non-aqueous vehicles such as, but not limited to, corn oil, cottonseed oil, peanut oil, sesame oil, ethyl oleate, isopropyl myristate, and benzyl benzoate.

VI. EXAMPLES

[00231] Certain embodiments are illustrated by the following non-limiting examples.

A. General Procedures for Compound Synthesis

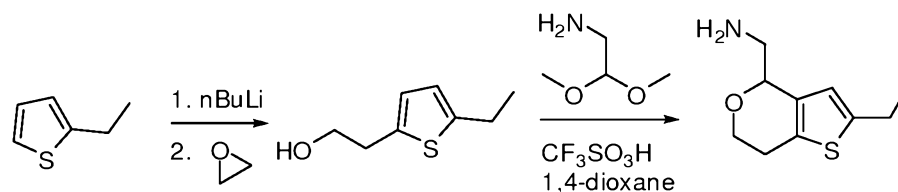
[00232] In the examples below, unless otherwise indicated, all temperatures are set forth in degrees Celsius and all parts and percentages are by weight. Reagents may be purchased from commercial suppliers, such as Sigma-Aldrich® Chemical Company, and may be used without further purification unless otherwise indicated. Reagents may also be prepared following standard literature procedures known to those skilled in the art. Solvents may be purchased from Sigma-Aldrich® in Sure-Seal® bottles and used as received. All solvents may be purified using standard methods known to those skilled in the art, unless otherwise indicated.

[00233] The reactions set forth below were done generally at ambient temperature, unless otherwise indicated. Unless otherwise specified, generally the reaction flasks were fitted with rubber septa for introduction of substrates and reagents via syringe. Analytical thin layer chromatography (TLC) was performed using glass-backed silica gel pre-coated plates and eluted with appropriate solvent ratios (v/v). Reactions were assayed by TLC or LCMS, and terminated

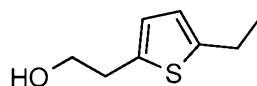
as judged by the consumption of starting material. Visualization of the TLC plates was done with UV light (254 wavelength) or with an appropriate TLC visualizing solvent, such as basic aqueous KMnO_4 solution activated with heat. Flash column chromatography (*see, e.g.*, Still *et al.*, *J. Org. Chem.*, 43: 2923 (1978)) was performed using, for example, silica gel 60 or various MPLC systems (such as Biotage® or ISCO® separation systems).

[00234] The compound structures in the examples below were confirmed by one or more of the following methods: proton nuclear magnetic resonance spectroscopy, mass spectroscopy, elemental microanalysis, and melting point. Proton nuclear magnetic resonance (^1H NMR) spectra were determined using a NMR spectrometer operating at a certain field strength. Chemical shifts are reported in parts per million (ppm, δ) downfield from an internal standard, such as TMS. Alternatively, ^1H NMR spectra were referenced to signals from residual protons in deuterated solvents, for example, as follows: $\text{CDCl}_3 = 7.25$ ppm; $\text{DMSO-d}_6 = 2.49$ ppm; $\text{C}_6\text{D}_6 = 7.16$ ppm; $\text{CD}_3\text{OD} = 3.30$ ppm. Peak multiplicities are designated, for example, as follows: s, singlet; d, doublet; dd, doublet of doublets; t, triplet; dt, doublet of triplets; q, quartet; br, broadened; and m, multiplet. Coupling constants are given in Hertz (Hz). Mass spectra (MS) data were obtained using a mass spectrometer with APCI or ESI ionization.

1. General Procedure A

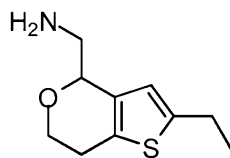


(a) Synthesis of 2-(5-ethylthiophen-2-yl)ethanol



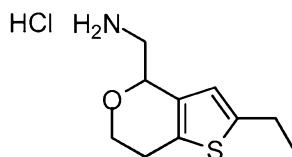
[00235] To a solution of 2-ethylthiophene (2 g, 17.85 mmol, 1 eq) in anhydrous diethyl ether at 0°C was added $n\text{-BuLi}$ (8.6 mL, 21.4 mmol, 2.5 M in hexanes, 1.2 eq) over 15 minutes. The mixture was stirred at room temperature for 30 minutes. After cooling to 0°C , a solution of ethylene oxide (1.1 mL, 21.4 mmol, 1.2 eq) in anhydrous ether was added. After stirring at 0°C for 3 hr, the reaction mixture was quenched with water and extracted with diethyl ether. The organic layer was dried over Na_2SO_4 and concentrated to give a crude product. The crude product was purified by column chromatography.

(b) Synthesis of (2-ethyl-6,7-dihydro-4H-thieno[3,2-c]pyran-4-yl)methanamine



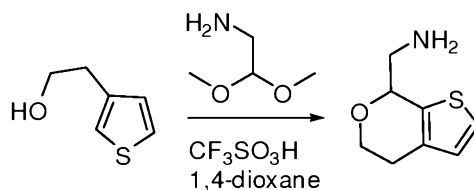
[00236] To a solution of 2-(5-ethylthiophen-2-yl)ethanol (1 g, 6.4 mmol, 1.1 eq) and aminoacetaldehyde dimethylacetal (612 mg, 5.83 mmol, 1 eq) was added $\text{CF}_3\text{SO}_3\text{H}$ (2.7 g, 17.5 mmol, 3 eq) dropwise at 0°C . After stirring at room temperature overnight, the reaction mixture was diluted with water, adjusted pH to ~ 8 with Na_2CO_3 , and extracted with EtOAc. The organic layer was dried over Na_2SO_4 , and concentrated. The crude product was purified by column chromatography.

(c) Synthesis of the HCl salt of (2-ethyl-6,7-dihydro-4H-thieno[3,2-c]pyran-4-yl)methanamine



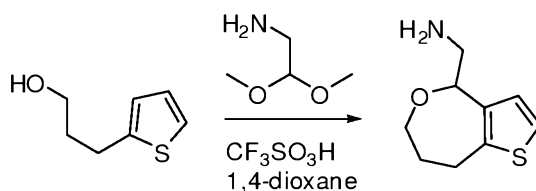
[00237] A solution of (2-ethyl-6,7-dihydro-4H-thieno[3,2-c]pyran-4-yl)methanamine in MTBE was treated with gaseous HCl at 0°C for 10 minutes. The precipitated product was collected by vacuum filtration and dried to give the desired product.

2. General Procedure B



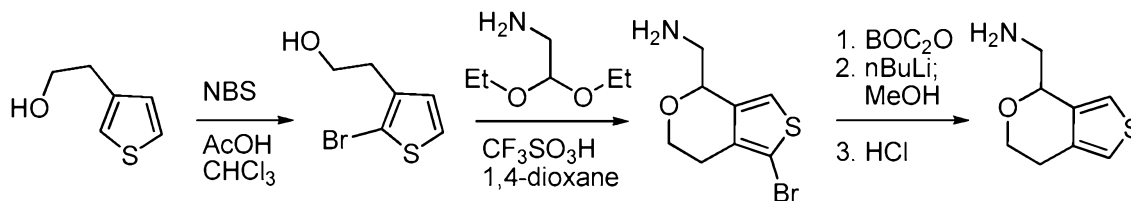
[00238] 2-(Thiophen-3-yl)ethanol (7.5 mmol), amino acetal (11.25 mmol) and triflic acid (1.70 mL, 15 mmol) were combined in 7.5 mL 1,4-dioxane (anhydrous). The blackish solution was stirred at room temperature for 2 hr, and then poured slowly into saturated aqueous K_2CO_3 solution. The solution was washed with EtOAc (3 x 50 mL) and the combined EtOAc washes were washed with brine, dried (Na_2SO_4), filtered and concentrated. The crude product was dissolved in MeOH and 4M HCl in dioxane (10 mL) was added. The solution was concentrated to ~ 4 mL and MTBE was added (30 mL). The solution was sonicated and the tan precipitate was filtered, washed with MTBE and dried *in vacuo*.

3. General Procedure C

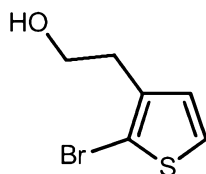


[00239] To 3-(thiophen-2-yl)propan-1-ol (1 g, 7.0 mmol) and amino acetal (0.84 g, 7.0 mmol) in 1,4-dioxane in a microwave vial was added $\text{CF}_3\text{SO}_3\text{H}$ (0.8 mL, 7.0 mmol). The reaction vessel was sealed and heated in a microwave reactor at 110 °C for 15 min at which time the mixture was cooled, made basic with 10% KOH (aq.) and the aqueous layer was extracted with EtOAc (3 x 50 mL). The combined organic layers were washed with brine, dried over Na_2SO_4 , filtered and the solvent removed *in vacuo* to afford the crude product mixed with uncyclized side-product. The combined brown liquid was Boc-protected following standard protocols and purified by flash column chromatography (0-50% EtOAc in hexanes) to afford a mixture of uncyclized and cyclized product. The desired 7-membered ring compound was isolated by RP-HPLC (0.1 % aqueous NH_4HCO_3 in acetonitrile).

4. General Procedure D

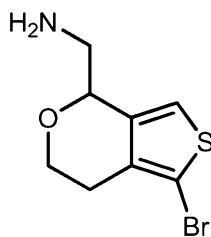


(a) Synthesis of 2-(2-bromothiophen-3-yl)ethanol



[00240] NBS (0.58 g, 3.3 mmol) was added to 2-(thiophen-3-yl)ethanol (0.4 g, 3.1 mmol) in $\text{CHCl}_3:\text{AcOH}$ (1:1 v/v; 9 mL) at 0 °C and the resulting mixture was stirred at 0 °C for 1 hr at which time the reaction mixture was diluted with NaHCO_3 (sat. aq.) and extracted with EtOAc (3 x 50 mL). The combined organic fractions were washed with brine, dried over Na_2SO_4 , filtered, and the solvent was removed *in vacuo*. The residue was purified by flash column chromatography (0-50% EtOAc in hexanes) to afford regiopure bromothiophene.

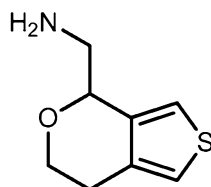
(b) Synthesis of (1-bromo-6,7-dihydro-4H-thieno[3,4-c]pyran-4-yl)methanamine



[00241] Bromothiophene (0.31 g, 1.5 mmol) and aminoacetaldehyde diethyl acetal (0.3 g, 2.25 mmol) were combined with 1,4-dioxane (2 mL). $\text{CF}_3\text{SO}_3\text{H}$ (0.45 g, 3.0 mmol) was added and the reaction mixture was stirred at 22 °C for 2 hr at which time the mixture was made basic with 10% KOH (aq.) and the aqueous layer was extracted with EtOAc (3 x 50 mL). The combined organic layers were washed with brine, dried over Na_2SO_4 , filtered and the solvent removed *in vacuo* to afford the crude amine product.

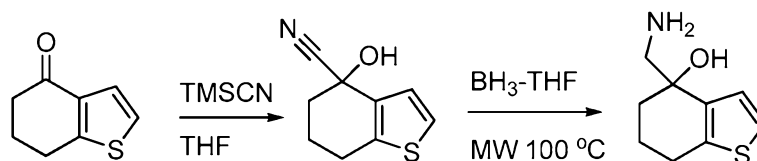
[00242] Boc-protection was performed following standard protocols.

(c) Synthesis of (6,7-dihydro-4H-thieno[3,4-c]pyran-4-yl)methanamine

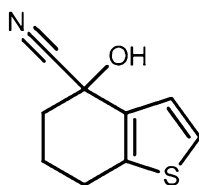


[00243] To the purified Boc-protected bromothiophene (0.16 g, 0.45 mmol) in THF (16 mL) at -78 °C was added n-BuLi (2.5 M in hexanes, 0.4 mL, 1.0 mmol) and the resulting mixture was stirred at -78 °C for 2 hr at which time MeOH (2 mL) was added and the reaction was allowed to warm to about 22 °C. The solvent was removed and then the residue was redissolved in MeOH for purification by RP-HPLC (0.1 % aqueous NH_4HCO_3 in acetonitrile). The Boc-protected material was then deprotected using HCl (4.0 M in 1,4-dioxane, 5 mL) and the resulting HCl salt was precipitated with MTBE (50 mL) filtered and isolated as a white powder.

5. General Procedure E

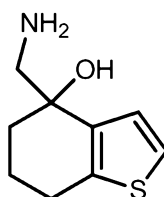


(a) Synthesis of 4-hydroxy-4,5,6,7-tetrahydrobenzo[b]thiophene-4-carbonitrile



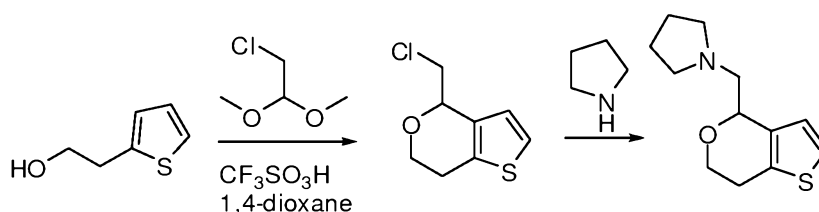
[00244] To 6,7-dihydrobenzo[b]thiophen-4(5H)-one (0.5 g, 3.3 mmol) and trimethylamine *N*-oxide (0.074 g, 0.99 mmol) in CH_2Cl_2 (4 mL) was added TMS-CN dropwise. The resulting mixture was stirred at 22 °C for 16 hr at which time the entire mixture was deposited on a silica gel column. Purification with flash column chromatography (0-50% EtOAc in hexanes) afforded the desired cyanohydrin compound.

(b) Synthesis of 4-(aminomethyl)-4,5,6,7-tetrahydrobenzo[b]thiophen-4-ol

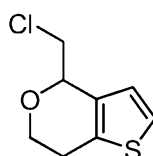


[00245] To the cyanohydrin compound (0.59 g, 3.3 mmol) in THF (6.5 mL) at 0 °C was added LAH (1.0 M THF, 6.5 mL). The resulting mixture was stirred at 0 °C for 2 hr at which time the reaction mixture was poured into a saturated aqueous solution of K_2CO_3 and extracted with EtOAc (3 x 50 mL). The combined organic layers were washed with brine, dried over Na_2SO_4 , filtered and the solvent removed *in vacuo* to afford the desired amino alcohol which was further purified by RP-HPLC (0.1% aqueous formic acid in acetonitrile). The solvent was removed *in vacuo* to afford the formic acid salt.

6. General Procedure F

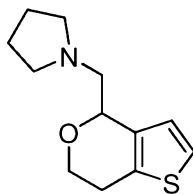


(a) Synthesis of 4-(chloromethyl)-6,7-dihydro-4H-thieno[3,2-c]pyran



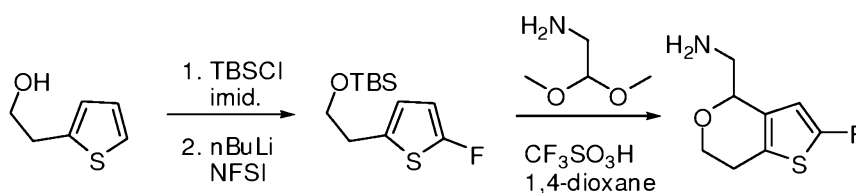
[00246] The title compound was synthesized from 2-(thiophen-2-yl) ethanol and chloroacetaldehyde diethyl acetal according to General Procedure A.

(b) Synthesis of 1-((6,7-dihydro-4H-thieno[3,2-c]pyran-4-yl)methyl)pyrrolidine

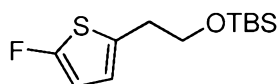


[00247] A mixture of 4-(chloromethyl)-6,7-dihydro-4H-thieno[3,2-c]pyran (1 g, 5.305 mmol, 1 eq), pyrrolidine (11.3 g, 159.1 mmol, 30 eq) and NaI (50 mg) in DMF (50 mL) in a sealed tube was stirred at 130 °C for 6 hr. The reaction mixture was cooled and poured into H₂O and the pH was adjusted to ~2 with 2N HCl. The resulting solution was washed with EtOAc. The aqueous layer was then adjusted to pH 9-10 and extracted with EtOAc. The EtOAc layers were washed with brine, dried over Na₂SO₄, filtered, and concentrated. The resulting crude product was purified by preparative HPLC. After removal of organic volatiles of the collected HPLC fractions, the pH of remaining aqueous phase was adjusted to ~8 with saturated Na₂CO₃ solution. The aqueous solution was extracted with EtOAc (3 times). The combined EtOAc extract was washed with brine, dried with Na₂SO₄, and concentrated to give the desired product.

7. General Procedure G

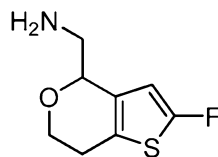


(a) Synthesis of tert-butyl(2-(5-fluorothiophen-2-yl)ethoxy)dimethylsilane



[00248] To 2-thiophene-2-ethanol (1.28 g, 10 mmol) in CH₂Cl₂ (12 mL) was added TBSCl (1.66 g, 11 mmol) followed by imidazole (1.36 g, 20 mmol) and the resulting cloudy mixture was stirred for 1 hr at 22 °C. Upon reaction completion, the mixture was diluted with NH₄Cl (sat. aq.) and the aqueous phase was extracted with EtOAc (3 x 50 mL). The combined organic layers were washed with NaHCO₃ (sat. aq.), brine, dried over Na₂SO₄, filtered and the solvent removed *in vacuo* to afford the crude protected alcohol which was used in the next step without further purification.

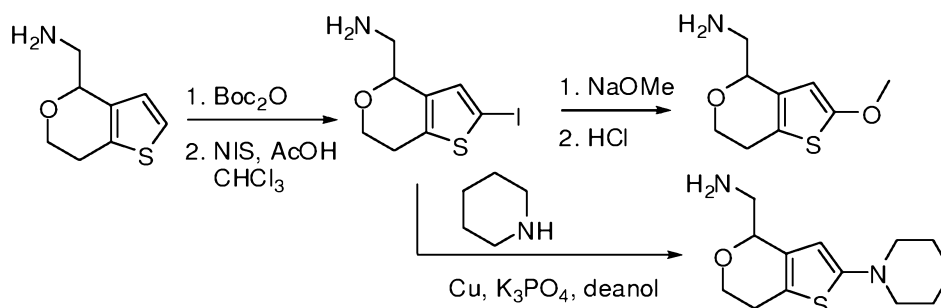
(b) Synthesis of (2-fluoro-6,7-dihydro-4H-thieno[3,2-c]pyran-4-yl)methanamine



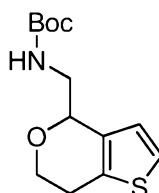
[00249] To the silyl protected 2-(thiophen-2-yl)ethanol (0.96 g, 4.0 mmol) in dry Et₂O (20 mL) at -78 °C was added n-BuLi (2.5 M in hexanes, 2.38 mL) and the resulting yellow solution was stirred at -78 °C for 3 hr at which time NFSI (2.5 g, 7.9 mmol) was added and the mixture was allowed to warm to 22 °C over 3 hr. The product formation was monitored by GC-MS. When no more product was formed, the reaction was quenched with MeOH and the solvent removed *in vacuo*. Purification by flash column chromatography (0 to 50% EtOAc in hexanes) afforded a mixture of the fluorinated and non-fluorinated TBS-protected ethanols which were taken on to the next step without further purification.

[00250] Cyclization in the presence of CF₃SO₃H was performed following the General Procedure A. Upon isolation of the fluorinated and non-fluorinated mixture of amino pyrans, the amine functionality was protected with Boc₂O in the presence of 10% NEt₃ in methanol. Purification by flash column chromatography (0 to 30% EtOAc in hexanes) afforded a mixture of the fluorinated and non-fluorinated products which were submitted to further purification by RP-HPLC (0.1% aqueous formic acid in acetonitrile) to provide the pure fluorinated analog. The Boc-protecting group on the purified fluorinated analog was removed using standard procedure to give the corresponding amine.

8. General Procedure H

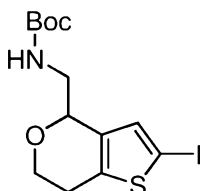


(a) Synthesis of *tert*-butyl (6,7-dihydro-4H-thieno[3,2-c]pyran-4-yl)methylcarbamate



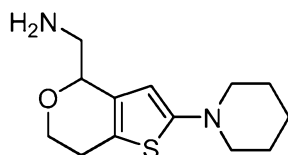
[00251] A solution of (6,7-dihydro-4H-thieno[3,2-c]pyran-4-yl)methanamine (6.3 g, 37.3 mmol, 1 eq), Boc₂O (8.9 g, 40.8 mmol, 1.1 eq), and DMAP (10 mg) in THF (50 mL) was stirred at room temperature for 1 hr. The mixture was concentrated and purified by column chromatography to give the desired product.

(b) Synthesis of *tert*-butyl (2-iodo-6,7-dihydro-4H-thieno[3,2-c]pyran-4-yl)methylcarbamate



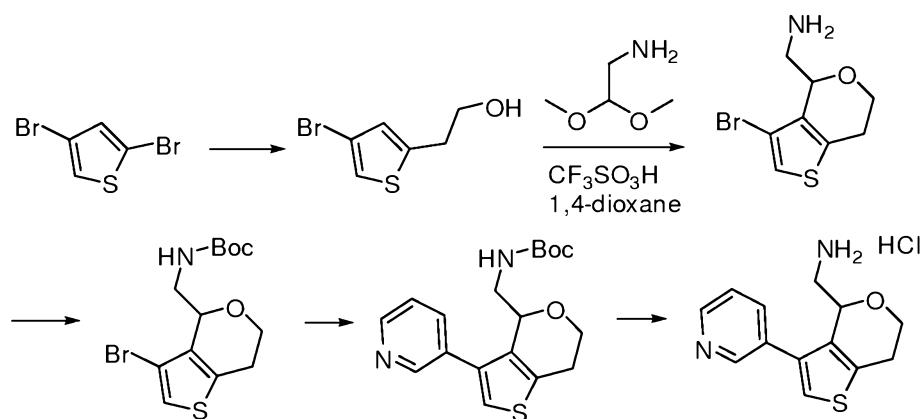
[00252] A solution of *tert*-butyl (6,7-dihydro-4H-thieno[3,2-c]pyran-4-yl)methylcarbamate (2.9 g, 1.3 mmol, 1 eq), NIS (5.2 g, 2.2 mmol, 2 eq), and AcOH (3 mL) in CHCl₃ (50 mL) was stirred at room temperature for 7 hr. The reaction mixture was neutralized with triethyl amine, concentrated, and diluted with water. The mixture was extracted with *n*-hexane. The organic phase was dried over Na₂SO₄, concentrated, and purified by column chromatography to give the desired product (3 g).

(c) Synthesis of (2-(piperidin-1-yl)-6,7-dihydro-4H-thieno[3,2-c]pyran-4-yl)methanamine

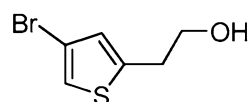


[00253] A mixture of *tert*-butyl (2-iodo-6,7-dihydro-4H-thieno[3,2-c]pyran-4-yl)methylcarbamate (400 mg, 1.0 mmol, 1 eq), piperidine (2 mL), Cu metal (6.4 mg, 1 mmol, 0.1 eq), and K₃PO₄•3H₂O (539.3 mg, 2.34 mmol, 2.3 eq) in 2-dimethylamino-ethanol (deanol) (5 mL) was stirred at 85 °C in a sealed tube for 28 hr. After cooling to room temperature, the reaction mixture was diluted with water, extracted with ethyl acetate, washed with brine, dried over Na₂SO₄, concentrated and purified by Al₂O₃ column chromatography. The Boc protecting group was removed with HCl under standard conditions to give the product (2-(piperidin-1-yl)-6,7-dihydro-4H-thieno[3,2-c]pyran-4-yl)methanamine.

9. General Procedure I

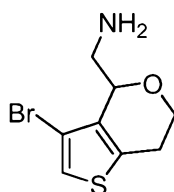


(a) Synthesis of 2-(4-bromothiophen-2-yl)ethanol



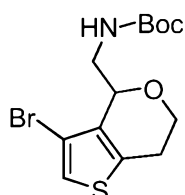
[00254] To a solution of 2,4-dibromothiophene (1 g, 4.13 mmol) in anhydrous ether was added n-BuLi (1.66 mL, 4.13 mmol) at $-78\text{ }^{\circ}\text{C}$ dropwise. After stirring at $-78\text{ }^{\circ}\text{C}$ for 0.5 hr, oxirane (0.32 mL, 19.28 mmol/mL in ether) was added to the reaction mixture quickly. After stirring at $0\text{ }^{\circ}\text{C}$ for 1.5 hr, the reaction mixture was quenched with aqueous NH_4Cl solution, extracted with EtOAc, concentrated and purified to give the desired product.

(b) Synthesis of (3-bromo-6,7-dihydro-4H-thieno[3,2-c]pyran-4-yl)methanamine



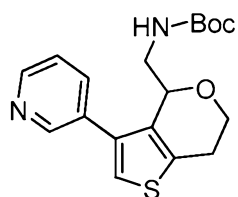
[00255] The title compound was synthesized from 2-(4-bromothiophen-2-yl)ethanol and amino-acetaldehyde dimethylacetal according to General Procedure A.

(c) Synthesis of tert-butyl (3-bromo-6,7-dihydro-4H-thieno[3,2-c]pyran-4-yl)methylcarbamate



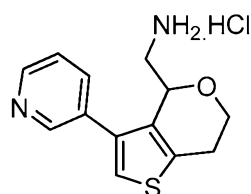
[00256] The title compound was synthesized from (3-bromo-6,7-dihydro-4H-thieno[3,2-c]pyran-4-yl)methanamine according to General Procedure H.

(d) Synthesis of tert-butyl (3-(pyridin-3-yl)-6,7-dihydro-4H-thieno[3,2-c]pyran-4-yl)methylcarbamate



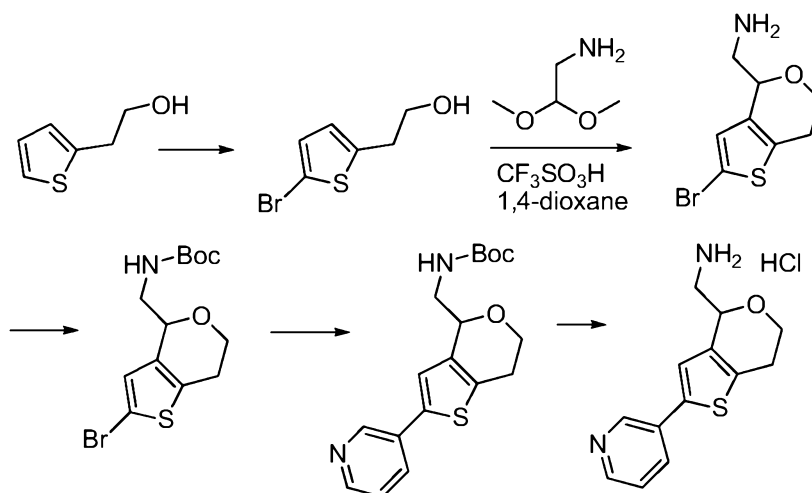
[00257] The title compound was synthesized from tert-butyl (3-bromo-6,7-dihydro-4H-thieno[3,2-c]pyran-4-yl)methylcarbamate according to General Procedure J.

(e) Synthesis of HCl salt of (3-(pyridin-3-yl)-6,7-dihydro-4H-thieno[3,2-c]pyran-4-yl)methanamine

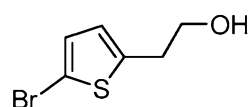


[00258] The title compound was synthesized from tert-butyl (3-(pyridin-3-yl)-6,7-dihydro-4H-thieno[3,2-c]pyran-4-yl)methylcarbamate according to General Procedure J(e).

10. General Procedure J

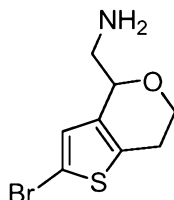


(a) Synthesis of 2-(5-bromothiophen-2-yl)ethanol



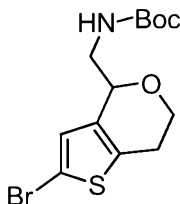
[00259] To a solution of 2-(thiophen-2-yl)ethanol (3 g, 23.4 mmol, 1 eq) and HOAc (5 mL) in CHCl_3 was added NBS in portions at room temperature. After stirring at room temperature overnight, the reaction mixture was poured into water and extracted with CHCl_3 twice. The combined organic layer was dried over Na_2SO_4 , concentrated and purified by column chromatography to give the desired product.

(b) Synthesis of (2-bromo-6,7-dihydro-4H-thieno[3,2-c]pyran-4-yl)methanamine



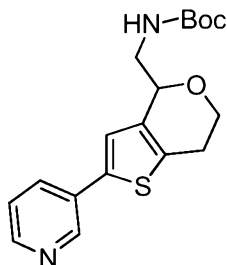
[00260] The title compound was synthesized from 2-(5-bromothiophen-2-yl)ethanol and aminoacetaldehyde dimethylacetal according to General Procedure A.

(c) Synthesis of tert-butyl (2-bromo-6,7-dihydro-4H-thieno[3,2-c]pyran-4-yl)methylcarbamate



[00261] The title compound was synthesized from (2-bromo-6,7-dihydro-4H-thieno[3,2-c]pyran-4-yl)methanamine according to General Procedure H.

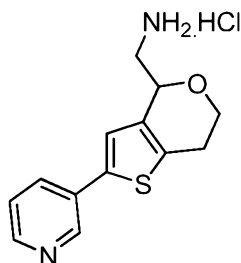
(d) Synthesis of tert-butyl (2-(pyridin-3-yl)-6,7-dihydro-4H-thieno[3,2-c]pyran-4-yl)methylcarbamate



[00262] A mixture of tert-butyl (2-bromo-6,7-dihydro-4H-thieno[3,2-c]pyran-4-yl)methylcarbamate (500 mg, 1.44 mmol), pyridine-3-boronic acid (351 mg, 2.88 mmol), $\text{Pd}(\text{OAc})_2$ (33 mg), PPh_3 (170 mg, 0.65 mmol) in 1,4-dioxane was purged with nitrogen. After stirring at room temperature for 0.5 hr, 457 mg of Na_2CO_3 in 3 mL of H_2O was added. The reaction mixture was stirred at 100°C for 2 hr. After cooling to room temperature, the reaction

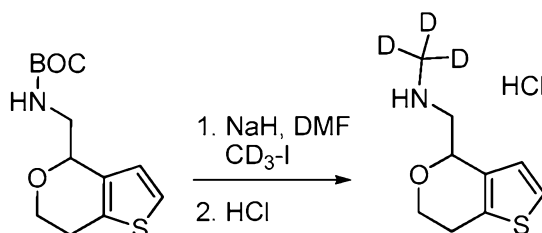
mixture was poured into 100 mL of water and extracted with EtOAc twice. The combined organic layers were washed with brine, dried over Na_2SO_4 , concentrated and purified by column chromatography to give the desired product.

(e) Synthesis of the HCl salt of (2-(pyridin-3-yl)-6,7-dihydro-4H-thieno[3,2-c]pyran-4-yl)methanamine



[00263] To a solution of *tert*-butyl (2-(pyridin-3-yl)-6,7-dihydro-4H-thieno[3,2-c]pyran-4-yl)methylcarbamate in MeOH was added an HCl solution (10 mL, 5 N in MeOH). The mixture was stirred at room temperature for 0.5 h, and a solid precipitated. The solid was collected by vacuum filtration and washed with EtOAc to give the desired product.

11. General Procedure K

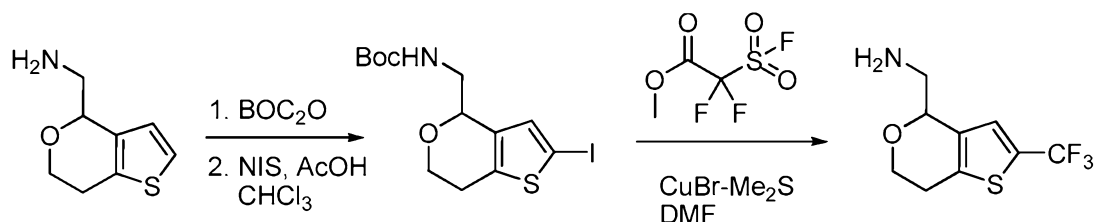


[00264] *tert*-Butyl(6,7-dihydro-4H-thieno[3,2-c]pyran-4-yl)methylcarbamate (1.96 mmol) was dissolved in anhydrous DMF (20 mL) and cooled to 0°C . NaH (60% dispersion in mineral oil, 86 mg, 2.15 mmol) was added in one portion and the resulting orange suspension was stirred for 30 min. Deuterated methyl iodide (133 μL , 2.15 mmol) was added and the resulting mixture was stirred over the two to three days. After about 65 hr, the mixture was poured into H_2O (30 mL) and washed with Et_2O (2 x 30 mL). The aqueous phase was extracted with EtOAc (1 x 20 mL) and the organic phases were combined, washed with brine, dried (Na_2SO_4), filtered, and concentrated. The crude material was purified by flash column chromatography on a Biotage system (eluting with 0 to 50 % EtOAc in hexanes gradient) to give the desired Boc-protected material.

[00265] The Boc protected material (340 mg, 1.04 mmol) was dissolved in MTBE (10 mL) and HCl in dioxane was added (4 M, 1.5 mL). The resulting solution was stirred for 2 days, then

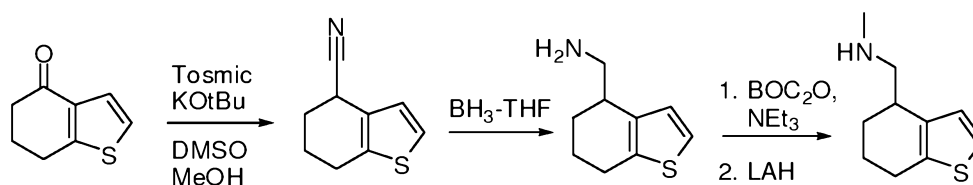
poured into saturated aqueous Na_2CO_3 (30 mL) and washed with EtOAc (3 x 40 mL). The combined organic phases were washed with brine, dried (Na_2SO_4), filtered, and concentrated. The crude N-deutero methyl compound was dissolved in MTBE (10 mL) and HCl in dioxane (4 M, 454 μL , 1.04 eq) was added. The resulting off-white precipitate was collected by filtration, and washed with MTBE, then dried *in vacuo* to give the pure HCl salt of the deuterated product.

12. General Procedure L



[00266] The above iodothiényl compound (0.22 g, 0.55 mmol, prepared using General Procedure H), methyl-2,2-difluoro-2-(fluorosulfonyl)acetate (0.21 g, 1.1 mmol) and $\text{CuBr}\cdot\text{Me}_2\text{S}$ (0.023 g, 0.11 mmol) were combined with anhydrous DMF (5 mL) in a sealed microwave vial. The resulting mixture was heated in a microwave reactor for 10 min at 90 °C. The reaction was determined by LC-MS to be 5% complete. The reaction mixture was re-subjected to the microwave reactor at 100 °C for 40 min at which time the reaction was determined by LC-MS to be 95% complete. The reaction mixture was diluted with Et_2O (50 mL) and the organic layer was washed with NaHCO_3 (sat. aq.) and then brine, dried with Na_2SO_4 , filtered, and concentrated *in vacuo* to afford the crude trifluoromethyl product. Purification with flash column chromatography (0-50% EtOAc in hexanes) afforded pure trifluoromethyl product which was then deprotected using HCl (4 M in 1,4-dioxane, 5 mL), and the resulting HCl salt was precipitated with MTBE (50 mL), filtered, and isolated as a white powder.

13. General Procedure M



(a) Synthesis of 4,5,6,7-tetrahydrobenzo[b]thiophene-4-carbonitrile

[00267] To a solution of the above cyclic ketone (1.0 g, 6.6 mmol) in MeOH (330 mL) and DMSO (10 mL) was added Tosmic (1.7 g, 8.7 mmol) followed by KOtBu (2.5 g, 26.3 mmol) in small portions. The resulting mixture was stirred at 25 °C for 36 hr at which time the bulk of the

volatiles were removed *in vacuo*. The reaction mixture was diluted with EtOAc and H₂O. The organics were washed with NH₄Cl (sat. aq.), brine, dried over Na₂SO₄, concentrated and purified by column chromatography (0 to 30% EtOAc in hexanes) to give the desired nitrile compound.

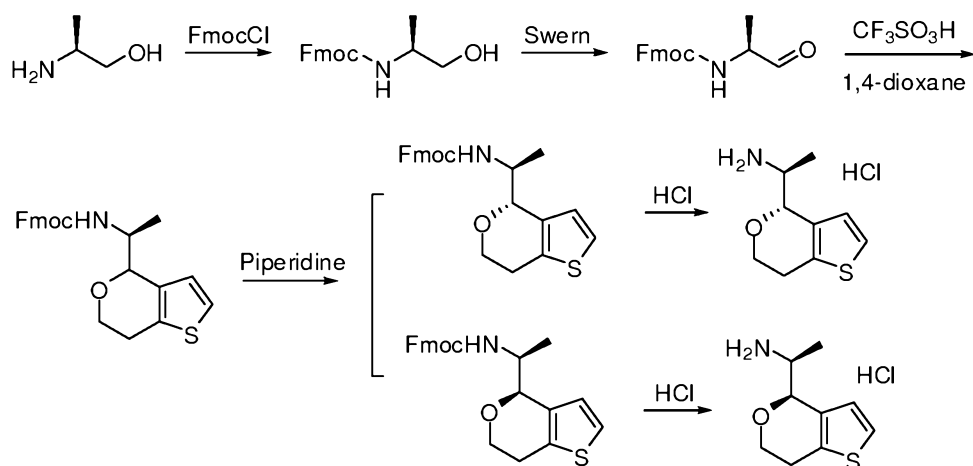
(b) Synthesis of (4,5,6,7-tetrahydrobenzo[b]thiophen-4-yl)methanamine

[00268] The resulting nitrile (0.3 g, 1.8 mmol) was reduced to the primary amine using excess BH₃•THF (10 mL, 10 mmol) diluted to 20 mL with 10 mL additional THF. The reaction mixture was stirred at 25 °C for 1 hr at which time careful addition of K₂CO₃ (sat. aq.) was used to quench the reaction. EtOAc was added and the organic layer was washed with NaHCO₃ and brine, dried over Na₂SO₄, and filtered. The resulting yellow oil was further purified by RP-HPLC to afford the primary amine compound.

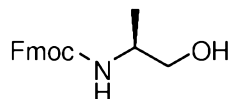
(c) Synthesis of N-methyl-1-(4,5,6,7-tetrahydrobenzo[b]thiophen-4-yl)methanamine

[00269] The primary amine was protected with excess BOC₂O in a solution of 10% NEt₃ in MeOH. The reaction mixture was stirred at 25 °C for 1 hr at which time all volatiles were removed *in vacuo*. The crude material was taken up in 10 mL THF. 20 mL 1M LAH in THF was added dropwise, and the reaction mixture was stirred at 25 °C for 2 hr at which time careful addition of K₂CO₃ (sat. aq.) was used to quench the reaction. EtOAc was added and the organic layer was washed with NaHCO₃, dried with brine, dried over Na₂SO₄, and filtered. The resulting yellow oil was further purified by RP-HPLC to afford the secondary amine compound.

14. General Procedure N

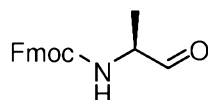


- (a) Synthesis of (*S*)-(9H-fluoren-9-yl)methyl 1-hydroxy-3-methylbutan-2-yl(methyl)carbamate



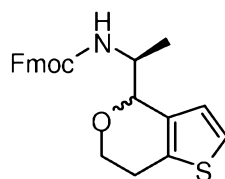
[00270] To a mixture of (*S*)-2-aminopropan-1-ol (2 g, 26.6 mmol) and Na₂CO₃ (5.6 g, 53.2 mmol) in 1,4-dioxane and water (25 mL / 25 mL) at 0 °C was added FmocCl (10.2 g, 39.9 mmol) and the resulting mixture was then warmed to room temperature gradually. After the amine was consumed completely as indicated by TLC, water (25 mL) was added. The mixture was extracted with DCM (3 × 50 mL). The organic phase was washed with brine (50 mL), and dried over anhydrous Na₂SO₄. After filtration and concentration, the crude product was purified by column chromatography to give the title compound (7.1 g, 90%).

- (b) Synthesis of (*S*)-(9H-fluoren-9-yl)methyl methyl(3-methyl-1-oxobutan-2-yl)carbamate



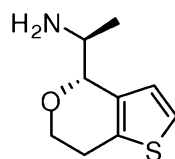
[00271] To a solution of oxalyl chloride (1.89 g, 15.0 mmol) in dry DCM (10 mL) at -65 °C was added DMSO (1.2 g, 15.0 mmol) in dry DCM (10 mL) dropwise. After stirring for 30 min, *N*-Fmoc (*S*)-2-aminopropan-1-ol (3.0 g, 10.0 mmol) in dry DCM (20 mL) was added dropwise. After stirring for 2 hr, Et₃N (3.0 g, 30 mmol) was added dropwise and the mixture was then warmed to room temperature gradually. The reaction mixture was treated with water, extracted with DCM (3 × 100 mL). The organic extract was washed with brine, and dried over anhydrous Na₂SO₄. After filtration, the solvent was removed under reduced pressure to give the title compound (2.8 g, 94.9%).

- (c) Synthesis of (*S*)-(9H-fluoren-9-yl)methyl 1-(6,7-dihydro-4H-thieno[3,2-*c*]pyran-4-yl)-2-methylpropyl(methyl)carbamate



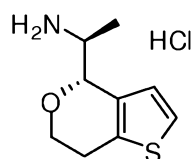
[00272] The title compound was synthesized from (*S*)-(9H-fluoren-9-yl)methyl methyl(3-methyl-1-oxobutan-2-yl)carbamate according to General Procedure A. Diastereomeric products were separated by RP-HPLC at this stage.

(d) Synthesis of (S)-1-((S)-6,7-dihydro-4H-thieno[3,2-c]pyran-4-yl)ethanamine



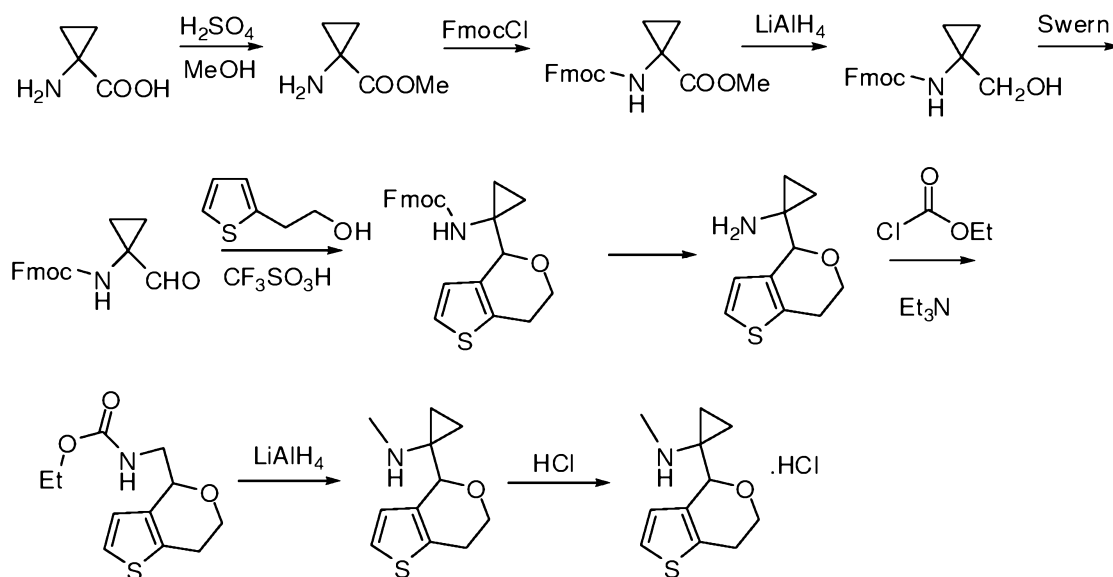
[00273] To a solution of (9H-fluoren-9-yl)methyl (S)-1-((S)-6,7-dihydro-4H-thieno[3,2-c]pyran-4-yl)ethylcarbamate (885 mg, 3.0 mmol) in CH₃CN (10 mL) at 0 °C was added piperidine (382 mg, 4.5 mmol) dropwise. After stirring overnight, the reaction solution was concentrated under reduced pressure and the residue was purified by column chromatography to give the title compound (450 mg, 82%).

(e) Synthesis of the HCl salt of (S)-1-((S)-6,7-dihydro-4H-thieno[3,2-c]pyran-4-yl)ethanamine



[00274] A solution of (S)-1-((S)-6,7-dihydro-4H-thieno[3,2-c]pyran-4-yl)ethanamine (450 mg, 2.5 mmol) in ether (50 mL) was treated with gaseous HCl at 0 °C for 10 minutes. The precipitated solid was collected by vacuum filtration and dried to give the title product (460 mg, 84%).

15. General Procedure O

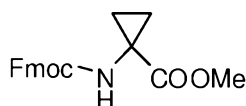


(a) Synthesis of methyl 1-aminocyclohexanecarboxylate

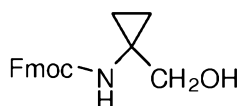


[00275] To MeOH (50 mL) was added SOCl₂ (8.8 g, 75.1 mmol) dropwise at 0 °C, followed by the addition of 1-aminocyclopropanecarboxylic acid (5.0 g, 49.8 mmol) in one portion. The resulting mixture was refluxed for 1 to 3 h. The reaction solution was concentrated under reduced pressure to give a salt of the title compound (5.8 g, 100%).

(b) Synthesis of methyl 1-(((9H-fluoren-9-yl)methoxy)carbonylamino)cyclohexanecarboxylate

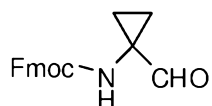


[00276] To a mixture of methyl 1-aminocyclopropanecarboxylate (5.8 g, 50.4 mmol) and Na₂CO₃ (8.0 g, 74.6 mmol) in 1, 4-dioxane (50 mL) and water (50 mL) at 0 °C was added FmocCl (19.4 g, 75.2 mmol). The resulting mixture was warmed gradually to room temperature. After the amine was consumed completely as indicated by TLC, water (50 mL) was added and the mixture was extracted with DCM (3 × 60 mL). The DCM extract was washed with brine, and dried over anhydrous Na₂SO₄. After filtration and concentration, the crude product was purified by column chromatography to give the title compound (15 g, 88%).

[0100] Synthesis of (9H-fluoren-9-yl)methyl 1-(hydroxymethyl)cyclohexylcarbamate

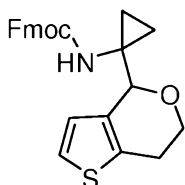
[00277] To a solution of (9H-fluoren-9-yl)methyl 1-(methoxycarbonyl)-cyclopropylcarbamate (15 g, 44.5 mmol) in THF (100 mL) at -5 °C was added LiAlH₄ (1.0 g, 26.3 mmol) in portions. After stirring at room temperature for 3 h, water (10 mL) was added to quench the reaction. The mixture was filtered and the filtrate was extracted with EtOAc (3 × 100 mL). The organic extract was washed with brine, and dried over anhydrous Na₂SO₄. After filtration and concentration, the crude product was purified by column chromatography to give the title compound (12.3 g, 90%).

(c) Synthesis of (9H-fluoren-9-yl)methyl 1-formylcyclohexylcarbamate



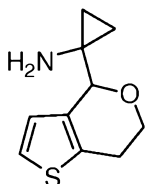
[00278] The title compound was synthesized according to General Procedure N.

(d) Synthesis of (9H-fluoren-9-yl)methyl 1-(6,7-dihydro-4H-thieno[3,2-c]pyran-4-yl)cyclohexylcarbamate



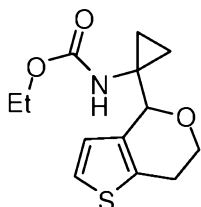
[00279] The title compound was synthesized according to General Procedure A(b).

(e) Synthesis of 1-(6,7-dihydro-4H-thieno[3,2-c]pyran-4-yl)cyclohexanamine



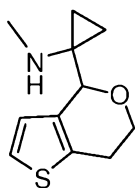
[00280] The title compound was synthesized according to General Procedure N(d).

(f) Synthesis of ethyl 1-(6,7-dihydro-4H-thieno[3,2-c]pyran-4-yl)cyclohexylcarbamate



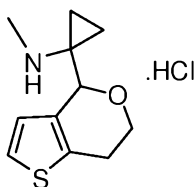
[00281] To a solution of 1-(6,7-dihydro-4H-thieno[3,2-c]pyran-4-yl)-cyclopropanamine (1 g, 5.1 mmol) and Et₃N (0.8 g, 7.5 mmol) in dry DCM (20 mL) at 0 °C was added ethyl chloroformate (0.8 g, 7.5 mmol) dropwise. After stirring at 0 °C for 4 h, water (20 mL) was added to quench the reaction. The mixture was extracted with DCM (3 × 50 mL) and the organic extract was dried over anhydrous Na₂SO₄. After filtration and concentration, the crude product was purified by column chromatography to give the title compound (1.1 g, 83%).

(g) Synthesis of 1-(6,7-dihydro-4H-thieno[3,2-c]pyran-4-yl)-N-methylcyclohexanamine



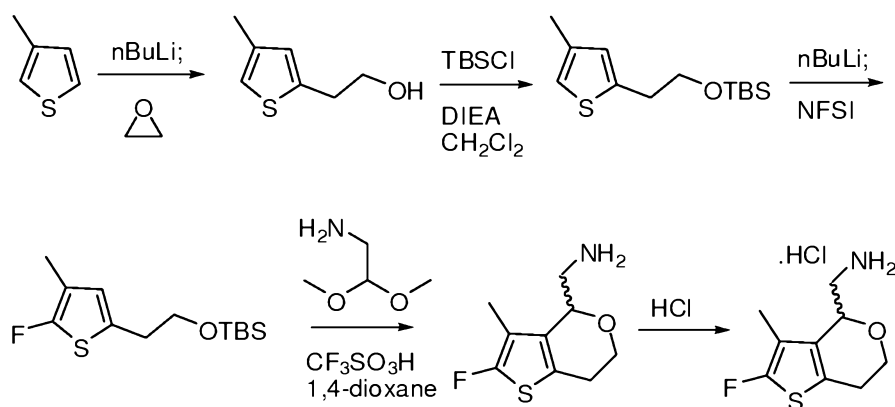
[00282] To a solution of ethyl 1-(6,7-dihydro-4H-thieno[3,2-c]pyran-4-yl)cyclopropylcarbamate (1.1 g, 4.1 mmol) in dry THF (20 mL) at 0 °C under N₂ was added LiAlH₄ (152 mg, 4.0 mmol) in one portion. The resulting mixture was refluxed for 2 h and then cooled to room temperature. Water (5 mL) was added to quench the reaction. The reaction mixture was filtered and the filtrate was extracted with EtOAc (3 × 75 mL). The combined extract was washed with brine, and dried over anhydrous Na₂SO₄. After filtration and concentration, the crude product was purified by column chromatography to give the title compound (700 mg, 84%).

(h) Synthesis of the HCl salt of 1-(6,7-dihydro-4H-thieno[3,2-c]pyran-4-yl)-N-methylcyclohexanamine

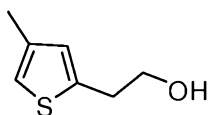


[00283] The title compound was synthesized according to General Procedure N.

16. General Procedure P

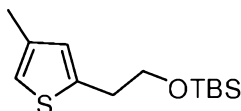


(a) Synthesis of 2-(4-methylthiophen-2-yl)ethanol



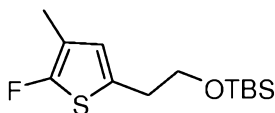
[00284] To a solution of 3-methylthiophene (5 g, 51.0 mmol) in dry ether (250 mL) at $-65\text{ }^{\circ}\text{C}$ was added n-BuLi (25 mL, 2.5 N in THF) dropwise. After stirring for 1 h, oxirane (2.7 g, 61.3 mmol) was added in one portion. The resulting reaction mixture was warmed to room temperature and stirred overnight. The reaction was then quenched with water. After separation of layers, the organic layer was washed with brine, and dried over anhydrous Na_2SO_4 . After filtration and concentration, the crude product was purified by column chromatography to give the title compound (6.2 g, 86 %).

(b) Synthesis of tert-butyldimethyl(2-(4-methylthiophen-2-yl)ethoxy)silane



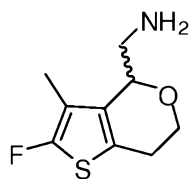
[00285] To a solution of 2-(4-methylthiophen-2-yl)ethanol (3.0 g, 21.1 mmol) and diisopropylethylamine (4.1 g, 31.7 mmol) in dry DCM (50 mL) at $0\text{ }^{\circ}\text{C}$ was added TBSCl (4.8 g, 32.0 mmol) in dry DCM (20 mL) dropwise and the mixture was then warmed to room temperature gradually. After the alcohol was consumed completely, water (10 mL) was added. The resulting mixture was extracted with DCM ($3\times 100\text{ mL}$), washed with brine, and dried over anhydrous Na_2SO_4 . After filtration and concentration, the crude product was purified by column chromatography to give the title compound (5.1 g, 94%).

(c) Synthesis of tert-butyl(2-(5-fluoro-4-methylthiophen-2-yl)ethoxy)dimethylsilane



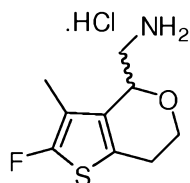
[00286] To a solution of (2-(4-methylthiophen-2-yl)ethoxy)(tert-butyl)dimethylsilane (5.1 g, 19.9 mmol) in dry THF (30 mL) at $-5\text{ }^{\circ}\text{C}$ was added LDA (20 mL in THF, 30 mmol) dropwise. After stirring for 1 h, NFSI (9.4 g, 29.8 mmol) in dry THF (10 mL) was added dropwise and the resulting mixture was stirred for another 2 h. The reaction was quenched with water (15 mL) and the resulting mixture was extracted with EtOAc ($3\times 100\text{ mL}$), washed with brine, and dried over anhydrous Na_2SO_4 . After filtration and concentration, the crude product was purified by column chromatography to give the title compound (3.7 g, 68%).

(d) Synthesis of (2-fluoro-3-methyl-6,7-dihydro-4H-thieno[3,2-c]pyran-4-yl)methanamine



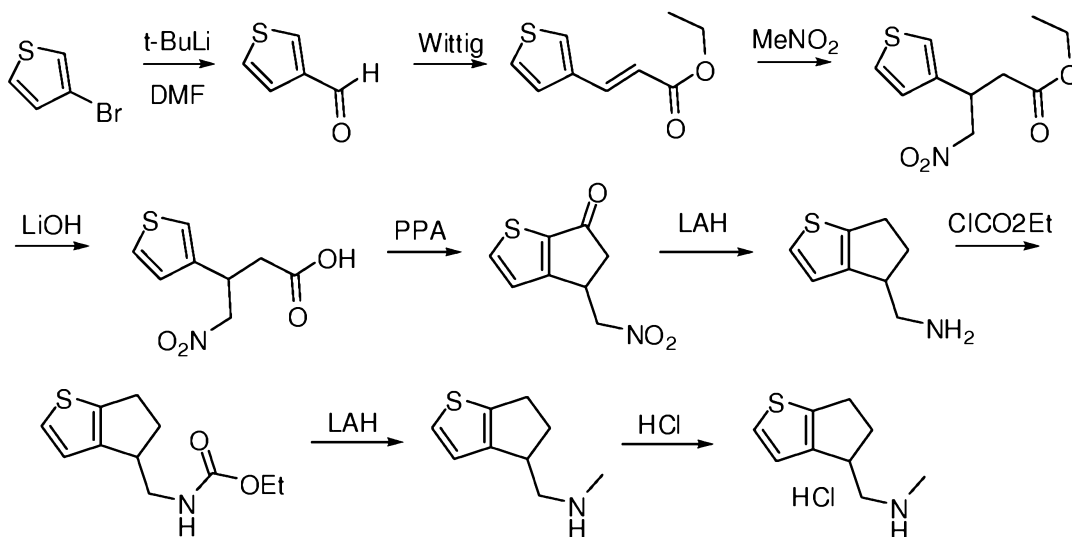
[00287] The title compound was synthesized according to General Procedure A.

(e) Synthesis of the HCl salt of (2-fluoro-3-methyl-6,7-dihydro-4H-thieno[3,2-c]pyran-4-yl)methanamine

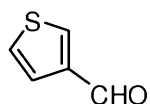


[00288] The title compound was synthesized according to General Procedure N.

17. General Procedure Q

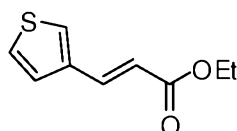


(a) Synthesis of thiophene-3-carboxaldehyde



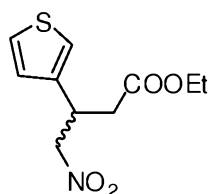
[00289] To a solution of 3-bromothiophene (0.65 g, 4.0 mmol) in anhydrous THF (20 mL) at $-65\text{ }^{\circ}\text{C}$ was added *t*-BuLi (3.5 mL, 8.8 mmol, 2.5 M in hexane) over 15 minutes. After stirring at $-65\text{ }^{\circ}\text{C}$ for 30 minutes, DMF (0.32 g, 4.4 mmol) was added dropwise and the reaction was stirred at $-65\text{ }^{\circ}\text{C}$ for 2 h. The reaction mixture was quenched with water and the mixture was extracted with diethyl ether. The organic layer was dried over Na_2SO_4 and concentrated to give a crude product. The crude product was purified by column chromatography to provide the title compound.

(b) Synthesis of ethyl 3-(thiophen-3-yl)acrylate



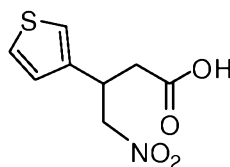
[00290] To a solution of thiophene-3-carbaldehyde (10 g, 89.3 mmol) in THF (500 mL) at $0\text{ }^{\circ}\text{C}$ was added ethyl (triphenylphosphoranylidene)acetate (35 g, 100.5 mmol) in portions. After stirring overnight, the reaction mixture was concentrated and purified by column chromatography to give the title compound (13.6 g, 83%).

(c) Synthesis of ethyl 4-nitro-3-(thiophen-3-yl)butanoate



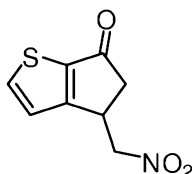
[00291] To a solution of ethyl 3-(thiophen-3-yl)acrylate (5 g, 27.5 mmol) in CH_3NO_2 (20 mL) was added Triton B (5 mL) under N_2 and the resulting reaction mixture was refluxed overnight. The reaction mixture was concentrated and then diluted with water. The mixture was extracted with EtOAc, washed with brine, and dried over anhydrous Na_2SO_4 . After filtration and concentration, the crude product was purified by column chromatography to give the title compound (4.3 g, 65%).

(d) Synthesis of 4-nitro-3-(thiophen-3-yl)butanoic acid



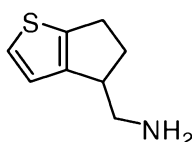
[00292] To a solution of ethyl 4-nitro-3-(thiophen-3-yl)butanoate (4.3 g, 18.2 mmol) in MeOH (40 mL) at 0 °C was added 3 N aqueous NaOH (10 mL). The resulting mixture was stirred at room temperature overnight. 2 N HCl was then added to adjust pH to 3 ~ 4 followed by extraction with DCM. The organic extract was washed with brine and dried over anhydrous Na₂SO₄. After filtration, the solution was concentrated to give the title compound (3.4 g, 87%).

(e) Synthesis of 4,5-dihydro-4-(nitromethyl)cyclopenta[b]thiophen-6-one



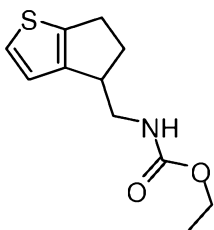
[00293] To a solution of 4-nitro-3-(thiophen-3-yl)butanoic acid (3.4 g, 15.9 mmol) in DCE (20 mL) was added PPA (20 g) and the resulting mixture was refluxed overnight. After concentration, the reaction mixture was treated with solid NaOH, followed by addition of water. After stirring for 30 minutes, the mixture was extracted with DCM. The DCM extract was washed with brine and dried over anhydrous Na₂SO₄. After filtration and concentration, the crude product was purified by column chromatography to give the title compound (2.3 g, 74%).

(f) Synthesis of (5,6-dihydro-4H-cyclopenta[b]thiophen-4-yl)methanamine



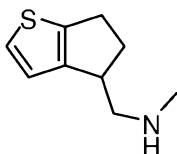
[00294] To a solution of 4,5-dihydro-4-(nitromethyl)cyclopenta[b]thiophen-6-one (2.3 g, 11.7 mmol) in dry THF (30 mL) at 0 °C was added LiAlH₄ (0.5 g 13.1 mmol) in one portion. The resulting mixture was then refluxed for 4 h. After cooling to room temperature, the reaction was quenched with water and filtered. The filtrate was extracted with EtOAc, washed with brine, and dried over anhydrous Na₂SO₄. After filtration and concentration, the crude product was purified by column chromatography to give the title compound (1.3 g, 72%).

(g) Synthesis of ethyl (5,6-dihydro-4H-cyclopenta[b]thiophen-4-yl)methylcarbamate



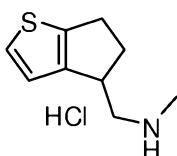
[00295] The title compound was synthesized according to General Procedure O(g).

(h) Synthesis of 1-(5,6-dihydro-4H-cyclopenta[b]thiophen-4-yl)-N-methylmethanamine



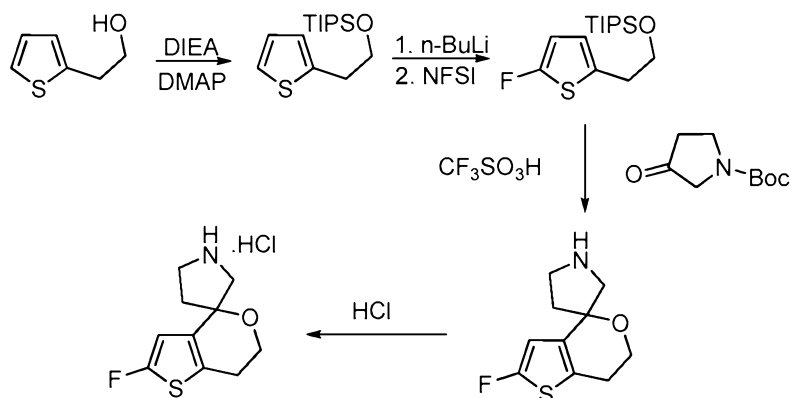
[00296] The title compound was synthesized according to General Procedure O(h).

(i) Synthesis of the HCl salt of 1-(5,6-dihydro-4H-cyclopenta[b]thiophen-4-yl)-N-methylmethanamine

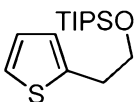


[00297] The title compound was synthesized according to General Procedure N(e).

18. General Procedure R

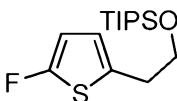


(a) Synthesis of triisopropyl(2-(thiophen-2-yl)ethoxy)silane



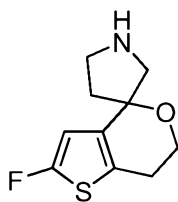
[00298] The title compound was synthesized according to General Procedure P.

(b) Synthesis of (2-(5-fluorothiophen-2-yl)ethoxy)triisopropylsilane



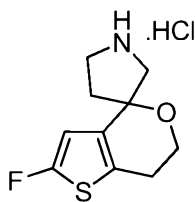
[00299] The title compound was synthesized according to General Procedure P.

(c) Synthesis of 2'-fluoro-6',7'-dihydrospiro[pyrrolidine-3,4'-thieno[3,2-c]pyran]



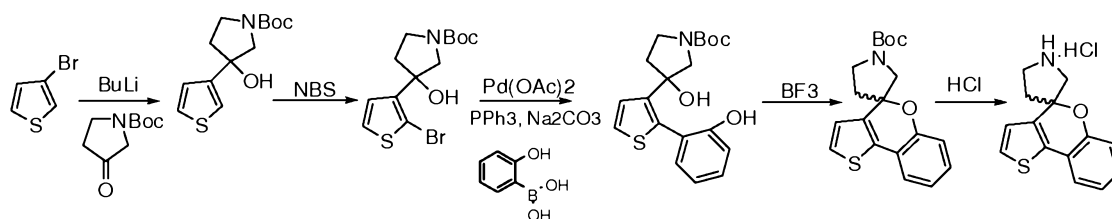
[00300] The title compound was synthesized according to General Procedure A.

(d) Synthesis of HCl salt of 2'-fluoro-6',7'-dihydrospiro[pyrrolidine-3,4'-thieno[3,2-c]pyran]

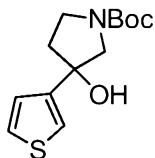


[00301] The title compound was synthesized according to General Procedure N.

19. General Procedure S

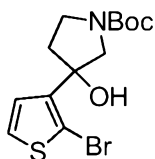


(a) Synthesis of tert-butyl 3-hydroxy-3-(thiophen-3-yl)pyrrolidine-1-carboxylate



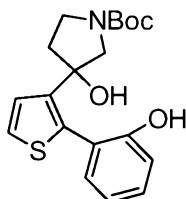
[00302] To a solution of 3-bromothiophene (10 g, 61.8 mmol) in dry ether (200 mL) at -65 °C under N₂ was added n-BiLi dropwise. After stirring at -65 °C for 1 h, tert-butyl 3-oxopyrrolidine-1-carboxylate (13.7 g, 74.2 mmol) in dry ether (80 mL) was added dropwise. After addition, the reaction mixture was warmed to 0 °C and stirred for 3 h. The reaction was quenched with water and extracted with ether. The combined organic layer was washed with brine, and dried over anhydrous Na₂SO₄. After filtration and concentration, the crude product was purified by column chromatography to give the title compound (9.8 g, 59%).

(b) Synthesis of tert-butyl 3-(2-bromothiophen-3-yl)-3-hydroxypyrrolidine-1-carboxylate



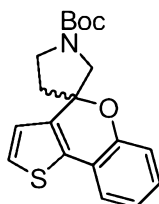
[00303] To a solution of tert-butyl 3-hydroxy-3-(thiophen-3-yl)pyrrolidine-1-carboxylate (5 g, 18.6 mmol) in AcOH (10 mL) and CHCl₃ (10 mL) at 0 °C was added NBS (5.0 g, 27.9 mmol) in portions. After stirring for 3 h, the reaction mixture was treated with Na₂SO₃ and water, followed by extraction with EtOAc. The combined organic layer was washed with brine, and dried over anhydrous Na₂SO₄. After filtration and concentration, the crude product was purified by column chromatography to give the title compound (5.4 g, 84%).

(c) Synthesis of tert-butyl 3-hydroxy-3-(2-(2-hydroxyphenyl)thiophen-3-yl)pyrrolidine-1-carboxylate



[00304] A mixture of tert-butyl 3-(2-bromothiophen-3-yl)-3-hydroxypyrrolidine-1-carboxylate (5 g, 13.8 mmol), Pd(OAc)₂ (31 mg, 0.14 mmol), Ph₃P (147 mg, 0.42 mmol), 2-hydroxyphenylboronic acid (1.74 g, 27.6 mmol) and Na₂CO₃ (2.9 g, 27.6 mmol) in dioxane (10 mL) and water (10 mL) was refluxed under N₂ for 3 h. After the reaction was cooled to room temperature, the reaction mixture was extracted with EtOAc several times. The combined organic layers were washed with brine, and dried over anhydrous Na₂SO₄. After filtration and concentration, the crude product was purified by column chromatography to give the title compound (4.4 g, 88%).

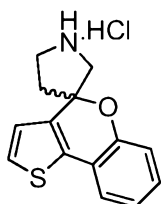
(d) Synthesis of tert-butyl spiro[pyrrolidine-3,4'-thieno[3,2-c]chromene]-1-carboxylate



[00305] To a solution of tert-butyl 3-hydroxy-3-(2-(2-hydroxyphenyl)thiophen-3-yl)pyrrolidine-1-carboxylate (4.4 g, 12.1 mmol) in DCM (25 mL) at 0 °C was added BF₃ (1.6 g,

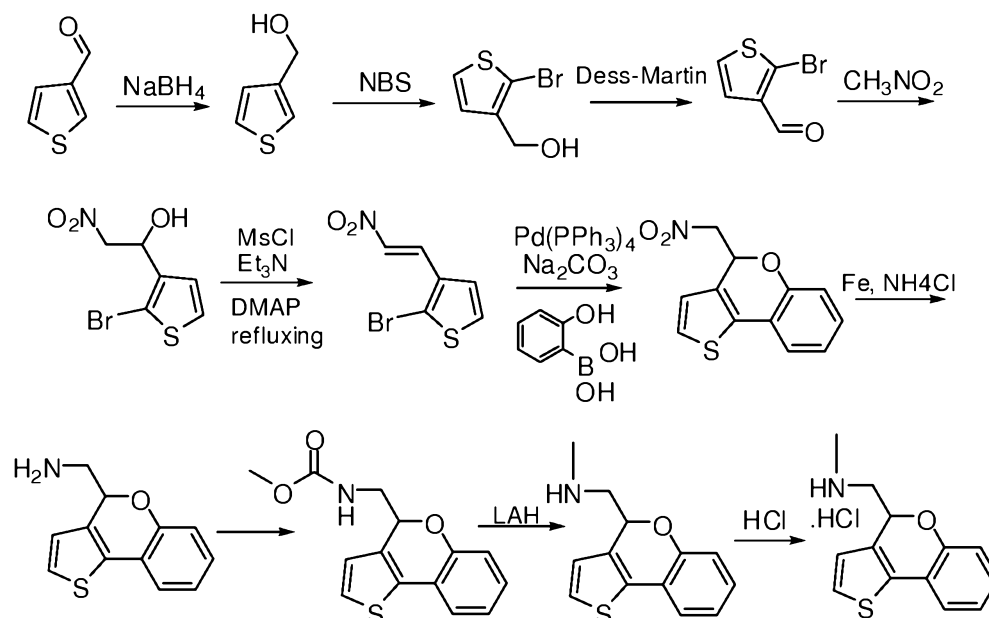
24.2 mmol) dropwise. After stirring overnight, the reaction mixture was treated with water and extracted with EtOAc several times. The combined organic layer was washed with brine, and dried over anhydrous Na_2SO_4 . After filtration and concentration, the crude product was purified by column chromatography to give the title compound (3.8 g, 92%).

(e) Synthesis of the HCl salt of tert-butyl spiro[pyrrolidine-3,4'-thieno[3,2-c]chromene]-1-carboxylate

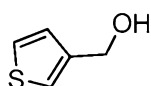


[00306] The title compound was synthesized according to General Procedure N.

20. General Procedure T

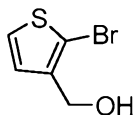


(a) Synthesis of thiophen-3-ylmethanol



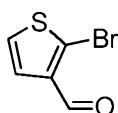
[00307] To a solution of thiophene-3-carbaldehyde (10 g, 89.3 mmol) in THF (200 mL) at 0 °C was added NaBH_4 (1.7 g, 45.0 mmol) in portions. After stirring at 0 °C for 3 h, the reaction was quenched with water and extracted with EtOAc. The combined organic layer was washed with brine, and dried over anhydrous Na_2SO_4 . After filtration and concentration, the crude product was purified by column chromatography to give the title compound (9.7 g, 95%).

(b) Synthesis of (2-bromothiophen-3-yl)methanol



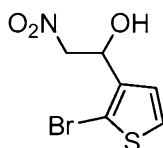
[00308] The title compound was synthesized according to General Procedure S.

(c) Synthesis of 2-bromothiophene-3-carbaldehyde



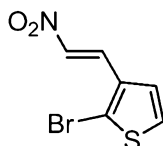
[00309] To a solution of (2-bromothiophen-3-yl)methanol (5 g, 26.3 mmol) in THF (60 mL) at 0 °C was added Dess-Martin periodinane (13.4 g, 31.6 mmol) in portions. After stirring at 0 °C for 3 h, water and Na₂SO₃ were added. The mixture was extracted with DCM, and the combined organic layers were washed with brine and dried over anhydrous Na₂SO₄. After filtration and concentration, the crude product was purified by column chromatography to give the title compound (4.1 g, 83%).

(d) Synthesis of 1-(2-bromothiophen-3-yl)-2-nitroethanol



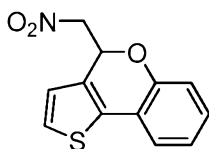
[00310] The title compound was synthesized according to General Procedure Q.

(e) Synthesis of (E)-2-bromo-3-(2-nitrovinyl)thiophene



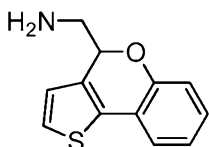
[00311] To a solution of 1-(2-bromothiophen-3-yl)-2-nitroethanol (3 g, 12.0 mmol), DMAP (146 mg, 1.2 mmol) and Et₃N (2.4 g, 24.0 mmol) in DCM (30 mL) was added MsCl (2.4 g, 24.0 mmol) dropwise. The resulting mixture was then refluxed for 3 h. After cooling, the reaction mixture was diluted with water and extracted with DCM. The combined organic layers were washed with brine and dried over anhydrous Na₂SO₄. After filtration and concentration, the crude product was purified by column chromatography to give the title compound (2.5 g, 88%).

(f) Synthesis of 4-(nitromethyl)-4H-thieno[3,2-c]chromene



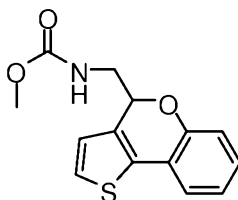
[00312] The title compound was synthesized according to General Procedure S(c).

(g) Synthesis of (4H-thieno[3,2-c]chromen-4-yl)methanamine



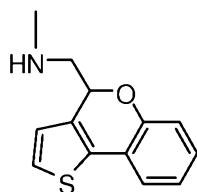
[00313] To a solution of 4-(nitromethyl)-4H-thieno[3,2-c]chromene (2.5 g, 10.7 mmol) in AcOH (20 mL) was added NH₄Cl (5.4 g, 100 mmol) and Fe (2.8 g, 50 mmol). After stirring overnight, the reaction mixture was filtered. The filtrate was concentrated under reduced pressure and the residue was purified by column chromatography to give the title compound (2.2 g, 96%).

(h) Synthesis of ethyl (4H-thieno[3,2-c]chromen-4-yl)methylcarbamate



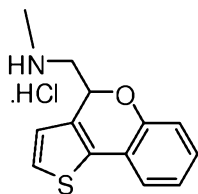
[00314] The title compound was synthesized according to General Procedure O.

(i) Synthesis of N-methyl-1-(4H-thieno[3,2-c]chromen-4-yl)methanamine



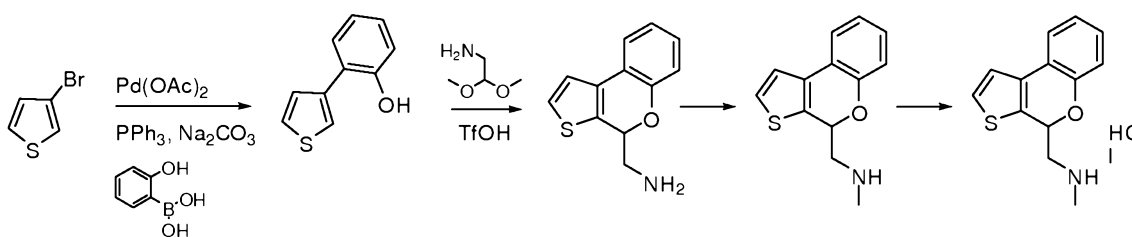
[00315] The title compound was synthesized according to General Procedure O.

- (j) Synthesis of the HCl salt of N-methyl-1-(4H-thieno[3,2-c]chromen-4-yl)methanamine

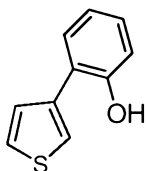


[00316] The title compound was synthesized according to General Procedure N.

21. General Procedure U

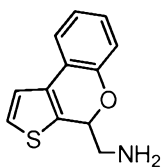


- (a) Synthesis of 2-(thiophen-3-yl)phenol



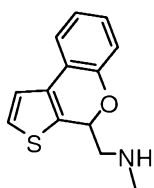
[00317] The title compound was synthesized according to General Procedure S(c).

- (b) Synthesis of (4H-thieno[2,3-c]chromen-4-yl)methanamine



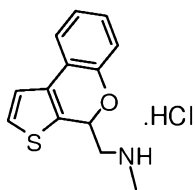
[00318] The title compound was synthesized according to General Procedure A.

- (c) Synthesis of N-methyl-1-(4H-thieno[2,3-c]chromen-4-yl)methanamine



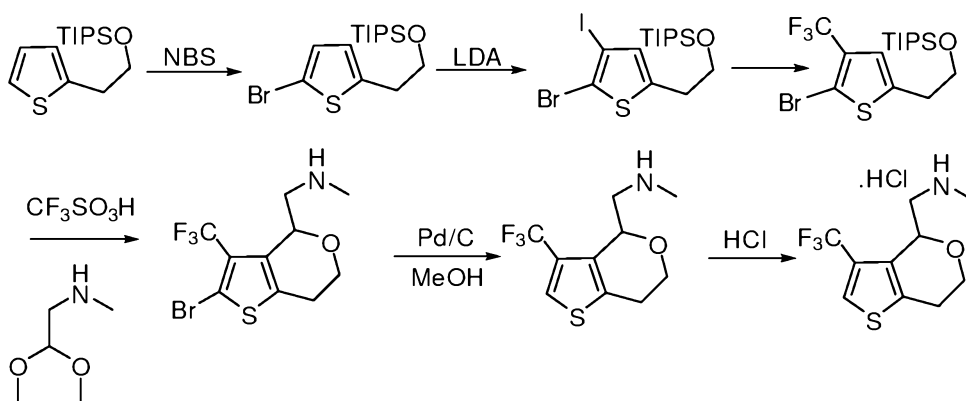
[00319] The title compound was synthesized according to General Procedure O.

(d) Synthesis of the HCl salt of N-methyl-1-(4H-thieno[2,3-c]chromen-4-yl)methanamine

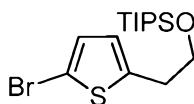


[00320] The title compound was synthesized according to General Procedure N.

22. General Procedure V

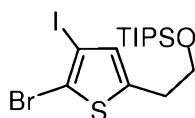


(a) Synthesis of (2-(5-bromothiophen-2-yl)ethoxy)triisopropylsilane



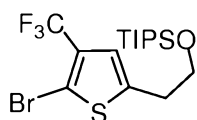
[00321] The title compound was synthesized according to General Procedure S.

(b) Synthesis of (2-(5-bromo-4-iodothiophen-2-yl)ethoxy)triisopropylsilane



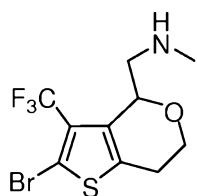
[00322] To a solution of (2-(5-bromothiophen-2-yl)ethoxy)triisopropylsilane (7.24 g, 20 mmol) in dry THF (80 mL) at $-5\text{ }^{\circ}\text{C}$ was added LDA (20 mL in THF, 30 mmol) dropwise. After stirred for 1 h, NIS (6.75 g, 30 mmol) in dry THF (20 mL) was added dropwise and the resulting mixture was stirred for another 2 h. The reaction was quenched with water (30 mL) and the resulting mixture was extracted with EtOAc ($3 \times 150\text{ mL}$), washed with brine, dried over anhydrous Na_2SO_4 . After filtration and concentration, the crude product was purified by column chromatography to give the title compound (5.9 g, 61%).

(c) Synthesis of (2-(5-bromo-4-(trifluoromethyl)thiophen-2-yl)ethoxy)triisopropylsilane



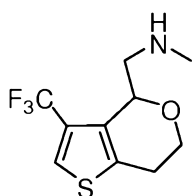
[00323] A solution of CuBr (20 mg, 0.15 mmol) and Me₂S (10 mg, 0.15 mmol) in DMF (10 mL) was stirred at 80 °C for 0.5 h. (2-(5-bromo-4-iodothiophen-2-yl)ethoxy)triisopropylsilane (0.35 g, 0.71 mmol) and methyl 3,3-difluoro-3-(fluorosulfonyl)propanoate (0.27 g, 1.42 mmol) were added to the reaction mixture. The reaction mixture was heated to 160 °C for 4 h. After that, the mixture was cooled and extracted with hexanes (3 x 20 mL). The combined organic layers were washed with brine and dried over anhydrous Na₂SO₄. After filtration and concentration, the crude product was purified by column chromatography to give the title compound.

(d) Synthesis of 1-(2-bromo-3-(trifluoromethyl)-6,7-dihydro-4H-thieno[3,2-c]pyran-4-yl)-N-methylmethanamine



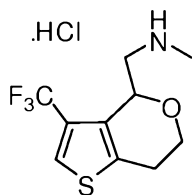
[00324] The title compound was synthesized according to General Procedure P.

(e) Synthesis of N-methyl-1-(3-(trifluoromethyl)-6,7-dihydro-4H-thieno[3,2-c]pyran-4-yl)methanamine



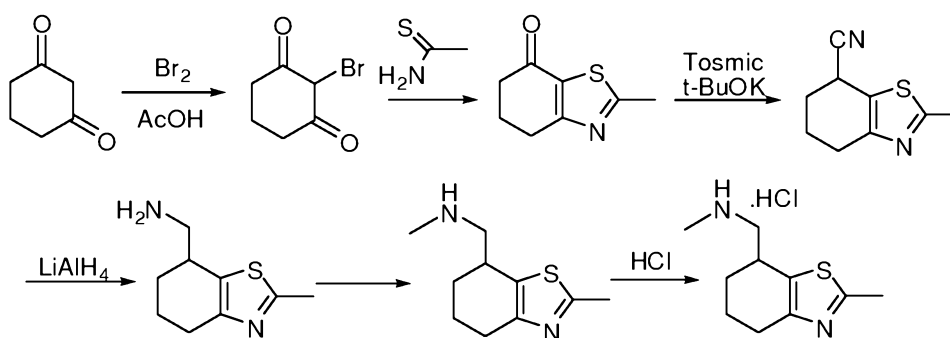
[00325] To a solution of 1-(2-bromo-3-(trifluoromethyl)-6,7-dihydro-4H-thieno[3,2-c]pyran-4-yl)-N-methylmethanamine (5 mmol) in MeOH (5 mL) was added a catalytic amount of Pd/C. A vacuum was applied and the reaction vessel was back filled with hydrogen gas three times. The resulting mixture was stirred under atmospheric H₂. After the reduction was completed, the reaction mixture was filtered and the filter cake was washed with methanol. The combined filtrate was concentrated and purified by column chromatography to give the desired product.

- (f) Synthesis of the HCl salt of N-methyl-1-(3-(trifluoromethyl)-6,7-dihydro-4H-thieno[3,2-c]pyran-4-yl)methanamine

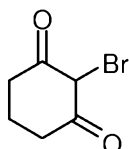


[00326] The title compound was synthesized according to General Procedure N.

23. General Procedure W

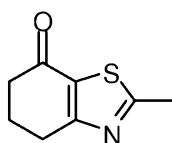


- (a) Synthesis of 2-bromocyclohexane-1,3-dione



[00327] Cyclohexane-1,3-dione (11.2 g, 0.1 mol) was suspended in ice water (70 mL) and bromine (5.16 mL, 0.1 mol) was added dropwise over 5 minutes. The resulting suspension was stirred at room temperature for 3 hours. The suspension was filtered and the solid was stirred in water (200 mL) for 30 minutes. The solid was collected by vacuum filtration, rinsed with water, and dried to render crude product. The crude product was recrystallized from ethanol to produce the title compound.

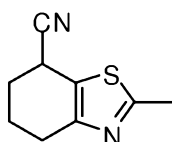
- (b) Synthesis of 2-methyl-5,6-dihydrobenzo[d]thiazol-7(4H)-one



[00328] To a solution of ethanethioamide (0.75 g, 10 mmol) in ethanol (20 mL) at room temperature was added 2-bromocyclohexane-1,3-dione (1.9 g, 10 mmol) in portions. The reaction solution was refluxed for 2 hours while stirring. After removal of solvents, the residue

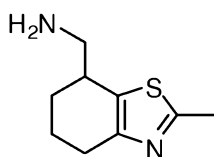
was diluted with water and washed with diethyl ether. The separated aqueous layer was basified with sodium carbonate solution. The resulting solid was collected by vacuum filtration, rinsed with water. The solid was suspended in methanol and followed by evaporation to dryness to produce the title compound.

(c) Synthesis of 2-methyl-4,5,6,7-tetrahydrobenzo[d]thiazole-7-carbonitrile



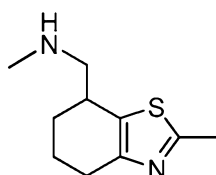
[00329] To a stirred and cooled solution of 5,6-dihydro-2-methylbenzo[d]thiazol-7(4H)-one (1.67 g, 10 mmol) and TOSMIC (2.5 g, 13 mmol) in a mixture of DME (25 mL) and absolute ethanol (25 mL) was added solid *t*-BuOK (2.8 g, 24 mmol) portionwise while keeping the reaction temperature between 5 and 10 °C. The resulting mixture was stirred at room temperature for 30 minutes and at 30–45 °C for 30 minutes. The resulting suspension was cooled to room temperature. The precipitate (TosK) was removed by filtration and rinsed with DME. The combined DME solutions were concentrated under reduced pressure to give the crude product, which was purified by column chromatography.

(d) Synthesis of (2-methyl-4,5,6,7-tetrahydrobenzo[d]thiazol-7-yl)methanamine



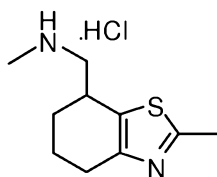
[00330] The title compound was synthesized according to General Procedure O(h).

(e) Synthesis of N-methyl-1-(2-methyl-4,5,6,7-tetrahydrobenzo[d]thiazol-7-yl)methanamine



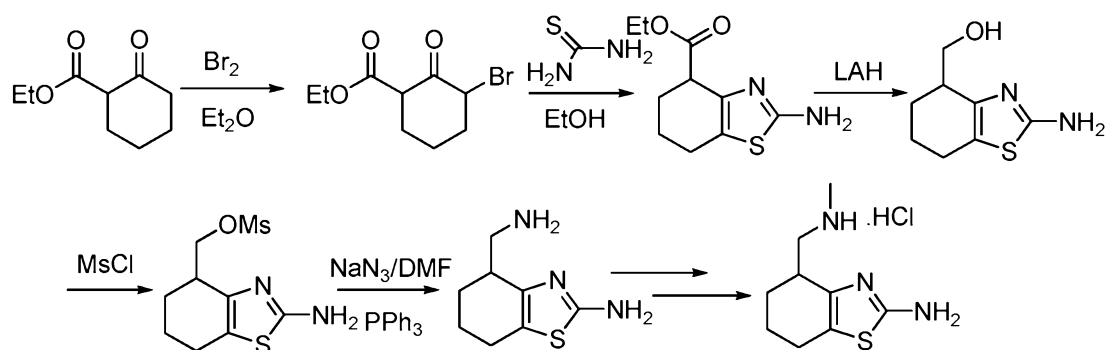
[00331] The title compound was synthesized according to General Procedure O.

- (f) Synthesis of the HCl salt of N-methyl-1-(2-methyl-4,5,6,7-tetrahydrobenzo[d]thiazol-7-yl)methanamine

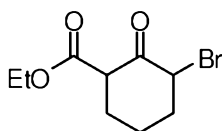


[00332] The title compound was synthesized according to General Procedure N.

24. General Procedure X

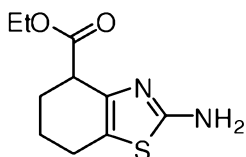


- (a) Synthesis of ethyl 3-bromo-2-oxocyclohexanecarboxylate



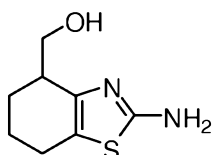
[00333] The title compound was synthesized according to General Procedure W.

- (b) Synthesis of ethyl 2-amino-4,5,6,7-tetrahydrobenzo[d]thiazole-4-carboxylate



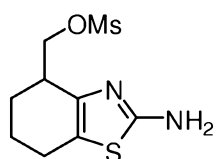
[00334] The title compound was synthesized according to General Procedure W.

- (c) Synthesis of (2-amino-4,5,6,7-tetrahydrobenzo[d]thiazol-4-yl)methanol



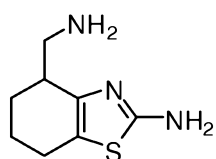
[00335] The title compound was synthesized according to General Procedure O(h).

- (d) Synthesis of (2-amino-4,5,6,7-tetrahydrobenzo[d]thiazol-4-yl)methyl methanesulfonate



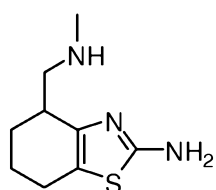
[00336] To a solution of (2-amino-4,5,6,7-tetrahydrobenzo[d]thiazol-4-yl)methanol (3.3 mmol) and Et₃N (1.4 mL, 10 mmol) in THF (10 mL) was added MsCl (0.3 mL, 3.6 mmol) dropwise at room temperature. The resulting mixture was stirred at room temperature for 1 hr. The reaction mixture was diluted with water (200 mL), filtered, and dried to give the crude product, which was used directly in the next step without further purification.

- (e) Synthesis of 4-(aminomethyl)-4,5,6,7-tetrahydrobenzo[d]thiazol-2-amine



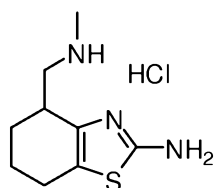
[00337] To a solution of (2-amino-4,5,6,7-tetrahydrobenzo[d]thiazol-4-yl)methyl methanesulfonate (3.3 mmol) in DMF (10 mL) was added NaN₃ (0.21 g, 3.3 mmol). The resulting mixture was stirred at 85 °C for 30 minutes. The mixture was poured into water (100 mL) and extracted with EtOAc. The organic extract was dried over anhydrous sodium sulfate. After filtration and concentration, the crude product was dissolved in THF (20 mL) and H₂O (10 mL), Na₂CO₃ (0.35 g, 3.3 mmol) and PPh₃ (0.8 g, 3 mmol) was added. After stirring overnight, the reaction mixture was diluted with water (100 mL) and then filtered. The filtrate was extracted with EtOAc, and the organic layer was washed with brine and dried over anhydrous sodium sulfate. After filtration and concentration, the crude product was obtained and used directly in the next step without further purification.

- (f) Synthesis of N-methyl-4-((methylamino)methyl)-4,5,6,7-tetrahydrobenzo[d]thiazol-2-amine



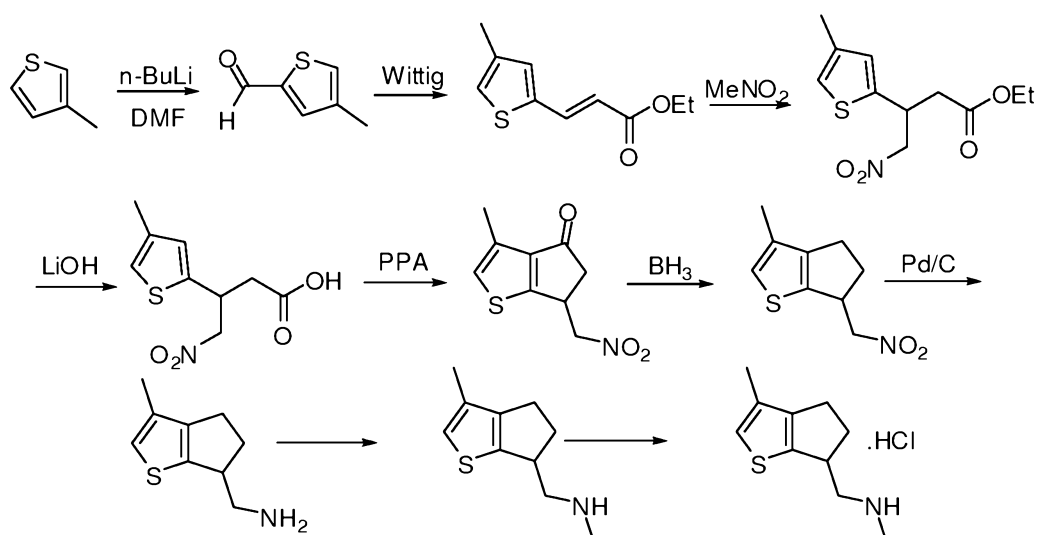
[00338] The title compound was synthesized according to General Procedure O.

(g) Synthesis of the HCl salt of N-methyl-4-((methylamino)methyl)-4,5,6,7-tetrahydrobenzo[d]thiazol-2-amine

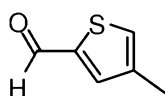


[00339] The title compound was synthesized according to General Procedure N.

25. General Procedure Y

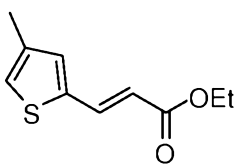


(a) Synthesis of 4-methylthiophene-2-carbaldehyde



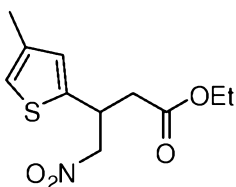
[00340] To a solution of 3-methylthiophene (1.89 g, 15.0 mmol) in dry THF (10 mL) at $-65\text{ }^{\circ}\text{C}$ was added *n*-BuLi (15.0 mmol) dropwise. After stirring for 30 min, DMF (3.0 g, 10.0 mmol) in dry THF (3 mL) was added dropwise and the reaction mixture was stirred at $-65\text{ }^{\circ}\text{C}$ for 2 h. The reaction was warmed to room temperature and water was added. The resulting mixture was extracted with EtOAc ($3 \times 100\text{ mL}$). The combined extract was washed with brine and dried over anhydrous Na_2SO_4 . After filtration and concentration, the crude product was purified by column chromatography to give the title compound (7.1 g, 90%).

(b) Synthesis of (E)-ethyl 3-(4-methylthiophen-2-yl)acrylate



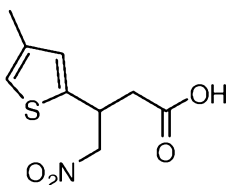
[00341] The title compound was synthesized according to General Procedure Q.

(c) Synthesis of ethyl 3-(4-methylthiophen-2-yl)-4-nitrobutanoate



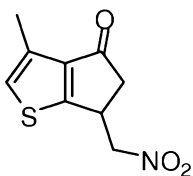
[00342] The title compound was synthesized according to General Procedure Q.

(d) Synthesis of 3-(4-methylthiophen-2-yl)-4-nitrobutanoic acid



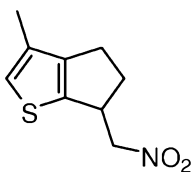
[00343] The title compound was synthesized according to General Procedure Q.

(e) Synthesis of 3-methyl-6-(nitromethyl)-5,6-dihydro-4H-cyclopenta[b]thiophen-4-one



[00344] The title compound was synthesized according to General Procedure Q.

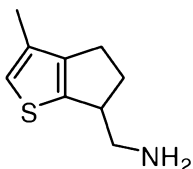
(f) Synthesis of 3-methyl-6-(nitromethyl)-5,6-dihydro-4H-cyclopenta[b]thiophene



[00345] A solution of 3-methyl-6-(nitromethyl)-5,6-dihydro-4H-cyclopenta[b]thiophen-4-one (9.5 g) in $\text{BH}_3 \cdot \text{THF}$ (400 mL) was stirred at room temperature overnight. TLC analysis indicated the consumption of starting material. The reaction mixture was acidified to pH 2 with

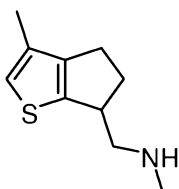
10% HCl and stirred for 2 h. The mixture was extracted with EtOAc (100 mL x 3). The combined organic phase was dried with Na₂SO₄, and concentrated in vacuo. The crude product was purified by flash column chromatography to afford 5 g of title compound (yield: 56.4%).

(g) Synthesis of (3-methyl-5,6-dihydro-4H-cyclopenta[b]thiophen-6-yl)methanamine



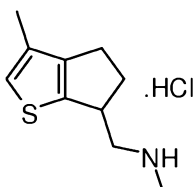
[00346] To a solution of 3-methyl-6-(nitromethyl)-5,6-dihydro-4H-cyclopenta[b]thiophene (5 g) in MeOH (100 mL) was added 10% Pd/C and the reaction was placed under a hydrogen atmosphere using a balloon. The mixture was stirred at room temperature overnight. TLC analysis indicated the consumption of starting material and the reaction mixture was filtered through a pad of Celite. The filtrate was concentrated in vacuo. The residue was resolved in Et₂O, and treated with gaseous HCl at 0 °C for 10 minutes. The precipitated product was collected by vacuum filtration and dried to give 4.0 g of HCl salt of the title compound.

(h) Synthesis N-methyl-1-(3-methyl-5,6-dihydro-4H-cyclopenta[b]thiophen-6-yl)methanamine



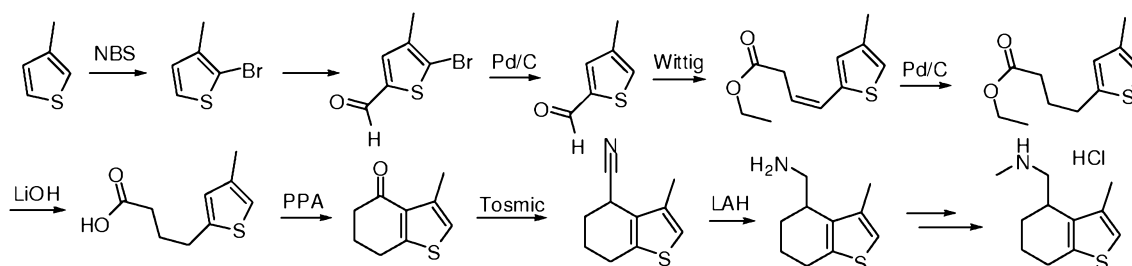
[00347] The title compound was synthesized according to General Procedure O.

(i) Synthesis of the HCl salt of N-methyl-1-(3-methyl-5,6-dihydro-4H-cyclopenta[b]thiophen-6-yl)methanamine

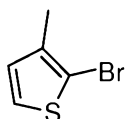


[00348] The title compound was synthesized according to General Procedure N(e).

26. General Procedure Z

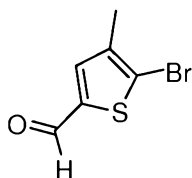


(a) Synthesis of 2-bromo-3-methylthiophene



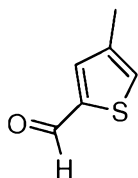
[00349] The title compound was synthesized according to General Procedure S.

(b) Synthesis of 5-bromo-4-methylthiophene-2-carbaldehyde



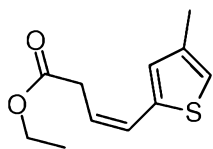
[00350] To a solution of 2-bromo-3-methylthiophene (2.66 g, 15.0 mmol) in dry THF (10 mL) at $-65\text{ }^{\circ}\text{C}$ was added LDA solution (15.0 mmol) dropwise. After stirring for 30 min, DMF (3.0 g, 10.0 mmol) in dry THF (3 mL) was added dropwise and the reaction was stirred at $-65\text{ }^{\circ}\text{C}$ for 2 h. The reaction was warmed to room temperature and water was added. The quenched mixture was extracted with EtOAc ($3 \times 100\text{ mL}$). The combined extract was washed with brine and dried over anhydrous Na_2SO_4 . After filtration and concentration, the crude product was purified by column chromatography to give the title compound.

(c) Synthesis of 4-methylthiophene-2-carbaldehyde



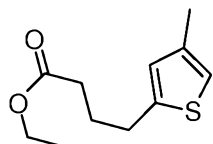
[00351] The title compound was synthesized according to General Procedure V(e).

(d) Synthesis of (Z)-ethyl 4-(4-methylthiophen-2-yl)but-3-enoate



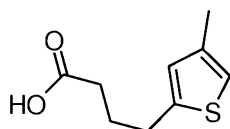
[00352] The title compound was synthesized according to General Procedure Q.

(e) Synthesis of ethyl 4-(4-methylthiophen-2-yl)butanoate



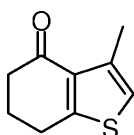
[00353] The title compound was synthesized according to General Procedure V(e).

(f) Synthesis of 4-(4-methylthiophen-2-yl)butanoic acid



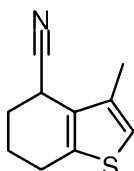
[00354] The title compound was synthesized according to General Procedure Q.

(g) Synthesis of 3-methyl-6,7-dihydrobenzo[b]thiophen-4(5H)-one



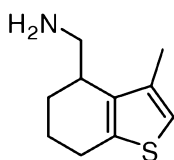
[00355] The title compound was synthesized according to General Procedure Q.

(h) Synthesis of 3-methyl-4,5,6,7-tetrahydrobenzo[b]thiophene-4-carbonitrile



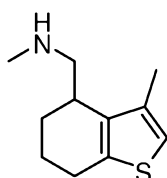
[00356] The title compound was synthesized according to General Procedure W.

- (i) Synthesis of (3-methyl-4,5,6,7-tetrahydrobenzo[b]thiophen-4-yl)methanamine



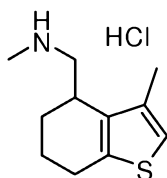
[00357] The title compound was synthesized according to General Procedure W.

- (j) Synthesis of N-methyl-1-(3-methyl-4,5,6,7-tetrahydrobenzo[b]thiophen-4-yl)methanamine



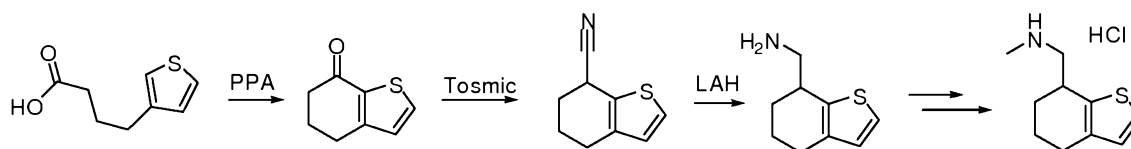
[00358] The title compound was synthesized according to General Procedure O.

- (k) Synthesis of the HCl salt of N-methyl-1-(3-methyl-4,5,6,7-tetrahydrobenzo[b]thiophen-4-yl)methanamine



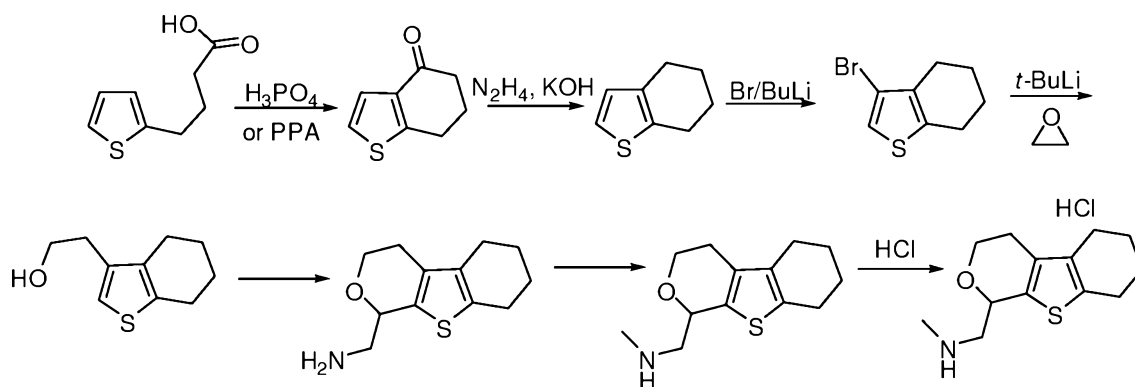
[00359] The title compound was synthesized according to General Procedure N.

27. General Procedure AA

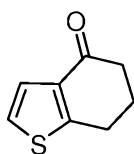


[00360] The above compounds, 4-(thiophen-3-yl)butanoic acid, 5,6-dihydrobenzo[b]thiophen-7(4H)-one, 4,5,6,7-tetrahydrobenzo[b]thiophene-7-carbonitrile, (4,5,6,7-tetrahydrobenzo[b]thiophen-7-yl)methanamine, and N-methyl-1-(4,5,6,7-tetrahydrobenzo[b]thiophen-7-yl)methanamine, were synthesized according to General Procedure Z. The HCl salt of N-methyl-1-(4,5,6,7-tetrahydrobenzo[b]thiophen-7-yl)methanamine was synthesized according to General Procedure N.

28. General Procedure BB

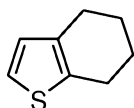


(a) Synthesis of 6,7-dihydrobenzo[b]thiophen-4(5H)-one



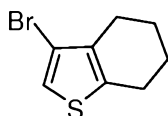
[00361] The title compound was synthesized according to General Procedures Q and Z.

(b) Synthesis of 4,5,6,7-tetrahydrobenzo[b]thiophene



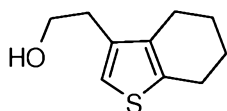
[00362] A mixture of the starting material (4.93 mmol), ethylene glycol (3.6 mL), 88% KOH (0.55 g, 9.8 mol), and 85% hydrazine hydrate (0.62 mL) was refluxed for about half an hour. The condenser was then removed to allow the aqueous liquor to evaporate. The temperature of the reaction mixture reached about 200 °C. After the reaction mixture refluxed overnight, it was cooled, diluted with water and extracted with ether. The combined ether solution was concentrated under reduced pressure to give the crude product, which was purified by column chromatography.

(c) Synthesis of 3-bromo-4,5,6,7-tetrahydrobenzo[b]thiophene



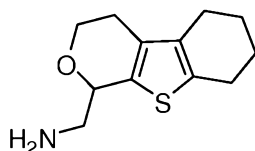
[00363] The title compound was synthesized according to General Procedure T.

(d) Synthesis of 2-(4,5,6,7-tetrahydrobenzo[b]thiophen-3-yl)ethanol



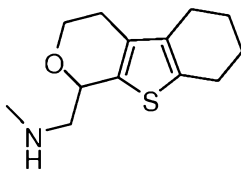
[00364] The title compound was synthesized according to General Procedure P.

(e) Synthesis of 4,5,6,7-tetrahydrobenzo[b]thiophene[2,3-c]pyran-7-yl)amine



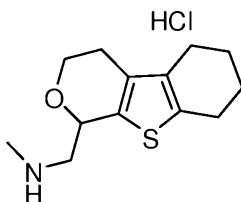
[00365] The title compound was synthesized according to General Procedure B.

(f) Synthesis of 4,5,6,7-tetrahydrobenzo[b]thiophene[2,3-c]pyran-7-yl)methanamine



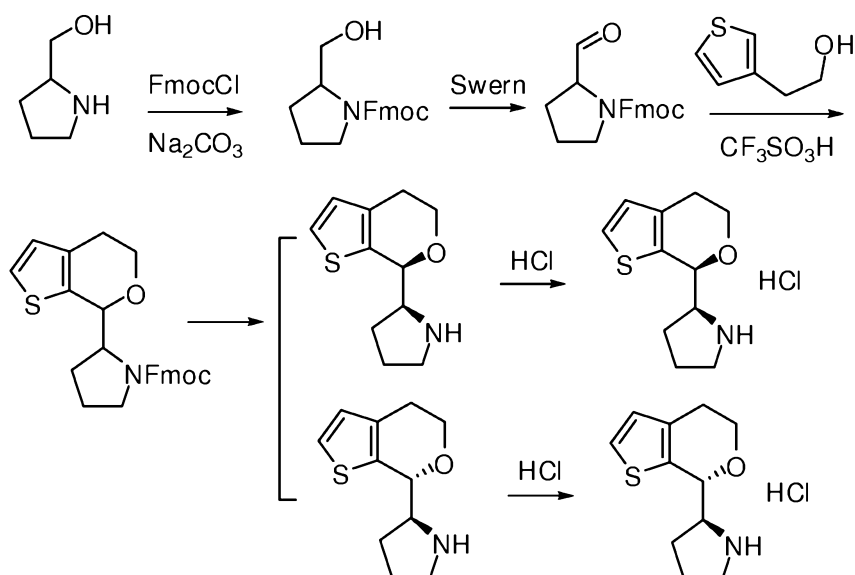
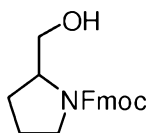
[00366] The title compound was synthesized according to General Procedure O(g, h).

(g) Synthesis of 4,5,6,7-tetrahydrobenzo[b]thiophene[2,3-c]pyran-7-yl)methanamine

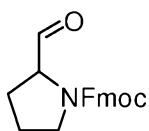


[00367] The title compound was synthesized according to General Procedure N(e).

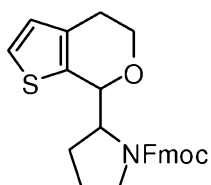
29. General Procedure CC

(a) Synthesis of (*S*)-(9H-fluoren-9-yl)methyl 2-(hydroxymethyl)pyrrolidine-1-carboxylate

[00368] The title compound was synthesized according to General Procedure O using pyrrolidin-2-ylmethanol as starting material.

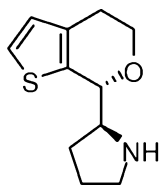
(b) Synthesis of (*S*)-(9H-fluoren-9-yl)methyl 2-formylpyrrolidine-1-carboxylate

[00369] The title compound was synthesized according to General Procedure O.

(c) Synthesis of (*S*)-(9H-fluoren-9-yl)methyl 2-((*R*)-5,7-dihydro-4H-thieno[2,3-*c*]pyran-7-yl)pyrrolidine-1-carboxylate

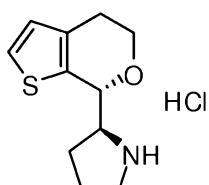
[00370] The title compound was synthesized according to General Procedure B. Diastereomeric products were separated at this stage by RP-HPLC.

(d) Synthesis of (S)-2-((R)-5,7-dihydro-4H-thieno[2,3-c]pyran-7-yl)pyrrolidine



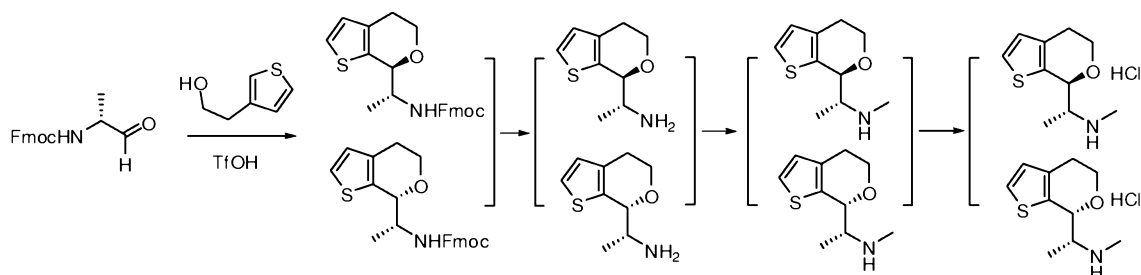
[00371] The title compound was synthesized according to General Procedure N(d).

(e) Synthesis of the HCl salt of (S)-2-((R)-5,7-dihydro-4H-thieno[2,3-c]pyran-7-yl)pyrrolidine

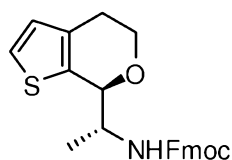


[00372] The title compound was synthesized according to General Procedure N(d).

30. General Procedure DD

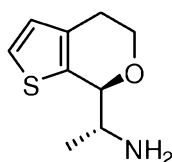


(a) (9H-fluoren-9-yl)methyl (R)-1-((S)-5,7-dihydro-4H-thieno[2,3-c]pyran-7-yl)ethylcarbamate



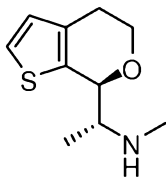
[00373] The title compound was synthesized according to General Procedure O.

(b) (R)-1-((S)-5,7-dihydro-4H-thieno[2,3-c]pyran-7-yl)ethanamine



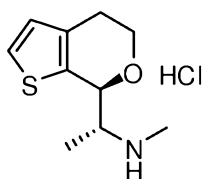
[00374] The title compound was synthesized according to General Procedure O.

(c) Synthesis of (R)-1-((S)-5,7-dihydro-4H-thieno[2,3-c]pyran-7-yl)-N-methylethanamine



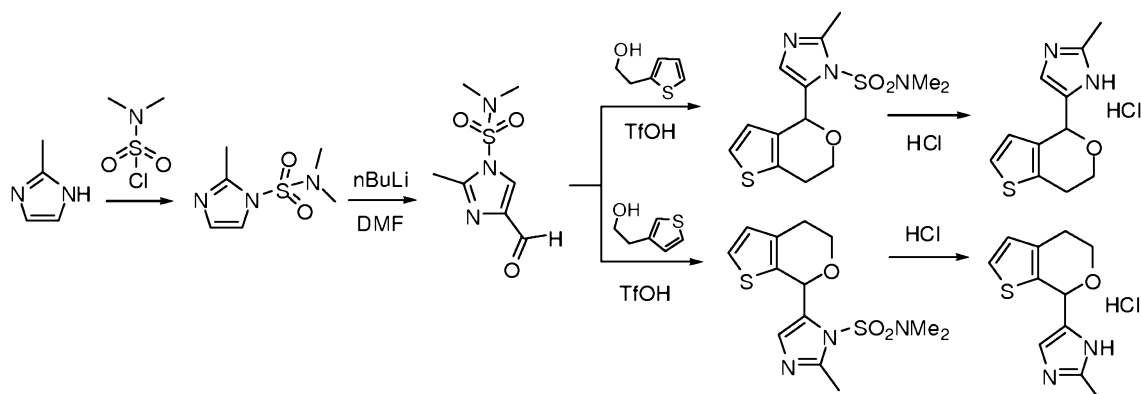
[00375] The title compound was synthesized according to General Procedure O.

(d) Synthesis of the HCl salt of (R)-1-((S)-5,7-dihydro-4H-thieno[2,3-c]pyran-7-yl)-N-methylethanamine

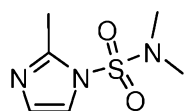


[00376] The title compound was synthesized according to General Procedure O.

31. General Procedure EE

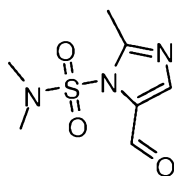


(a) Synthesis of N,N,2-trimethyl-1H-imidazole-1-sulfonamide



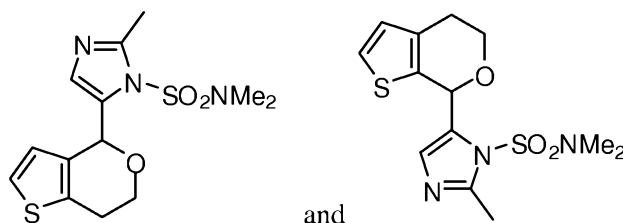
[00377] The title compound was synthesized according to *J. Org. Chem.* 1989, 54, 1256.

(b) Synthesis of 5-formyl-N,N,2-trimethyl-1H-imidazole-1-sulfonamide



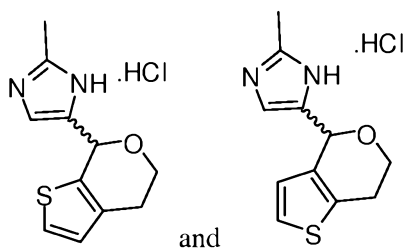
[00378] The title compound was synthesized according to General Procedure Y.

(c) Synthesis of 5-(6,7-dihydro-4H-thieno[3,2-c]pyran-4-yl)-N,N,2-trimethyl-1H-imidazole-1-sulfonamide and 5-(5,7-dihydro-4H-thieno[2,3-c]pyran-7-yl)-N,N,2-trimethyl-1H-imidazole-1-sulfonamide



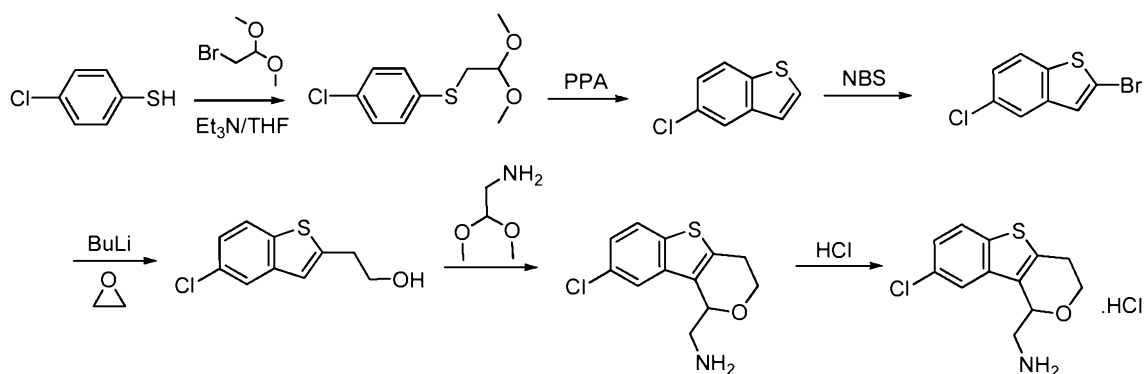
[00379] The title compound was synthesized according to General Procedure A and B.

(d) Synthesis of HCl salt of 5-(6,7-dihydro-4H-thieno[3,2-c]pyran-4-yl)-N,N,2-trimethyl-1H-imidazole-1-sulfonamide and 5-(5,7-dihydro-4H-thieno[2,3-c]pyran-7-yl)-N,N,2-trimethyl-1H-imidazole-1-sulfonamide

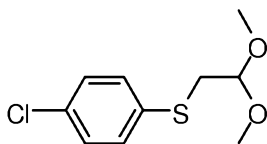


[00380] The title compound was synthesized according to General Procedure J(e).

32. General Procedure FF

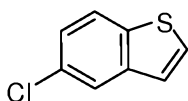


(a) Synthesis of (4-chlorophenyl)(2,2-dimethoxyethyl)sulfane



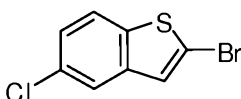
[00381] To a solution of 4-chlorobenzenethiol (13 mmol) and Et₃N (1.4 g, 13 mmol) in THF (25 mL) at room temperature was added 2-bromo-1,1-dimethoxyethane (2.36 g, 13 mmol) in THF (5 mL). After stirring at room temperature for 30 minutes, the reaction mixture was poured into water (200 mL) and extracted with diethyl ether (3 x150 mL). The combined organic layer was dried over Na₂SO₄. After filtration and concentration, the crude product was purified by column chromatography to give the title compound.

(b) Synthesis of 5-chlorobenzo[b]thiophene



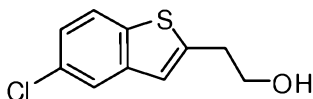
[00382] The title compound was synthesized in the presence of PPA according to General Procedure Q(e).

(c) Synthesis of 2-bromo-5-chlorobenzo[b]thiophene



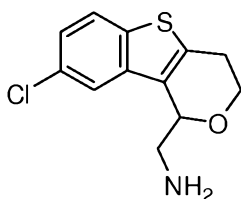
[00383] The title compound was synthesized according to General Procedure S.

(d) Synthesis of 2-(5-chlorobenzo[b]thiophen-2-yl)ethanol



[00384] The title compound was synthesized according to General Procedure A(a).

(e) Synthesis of 2-(5-chlorobenzo[b]thiophen[3,2-c]pyran-4-yl)methanamine



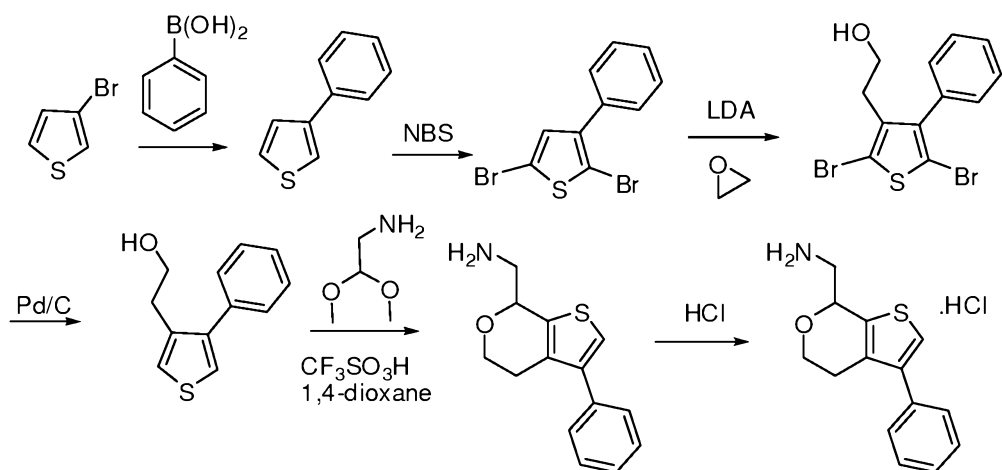
[00385] The title compound was synthesized according to General Procedure A(b).

(f) Synthesis of the HCl salt of 2-(5-chlorobenzo[b]thiophen[3,2-c]pyran-4-yl)methanamine

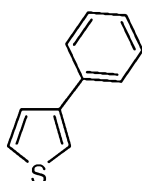


[00386] The title compound was synthesized according to General Procedure N.

33. General Procedure GG

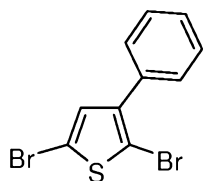


(a) Synthesis of 3-phenylthiophene



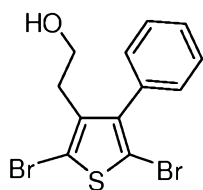
[00387] The title compound was synthesized according to General Procedure U.

(b) Synthesis of 2,5-dibromo-3-phenylthiophene



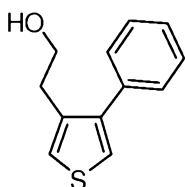
[00388] The title compound was synthesized according to General Procedure S.

(c) Synthesis of 2,5-dibromo-3-ethyl-4-phenylthiophene



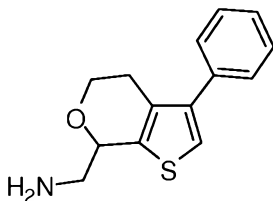
[00389] To a solution of 2,5-dibromo-3-phenylthiophene (2.54 g, 8.0 mmol) in dry THF (30 mL) at -65 °C was added LDA (8.8 mmol) dropwise. After stirring for 30 min at -65 °C, oxirane (20.0 mmol) was added and the reaction was stirred for 2 h. The reaction mixture was then warmed to room temperature and water was added. The resulting mixture was extracted with EtOAc (3 × 100 mL), washed with brine, and dried over anhydrous Na₂SO₄. After filtration and concentration, the crude product was purified by column chromatography to give the title compound.

(d) Synthesis of 2-(4-phenylthiophen-3-yl)ethanol



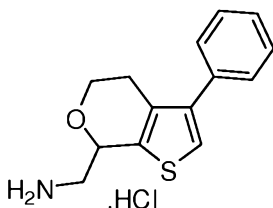
[00390] The title compound was synthesized according to General Procedure V.

(e) Synthesis of N-methyl-1-(3-phenyl-5,7-dihydro-4H-thieno[2,3-c]pyran-7-yl)methanamine



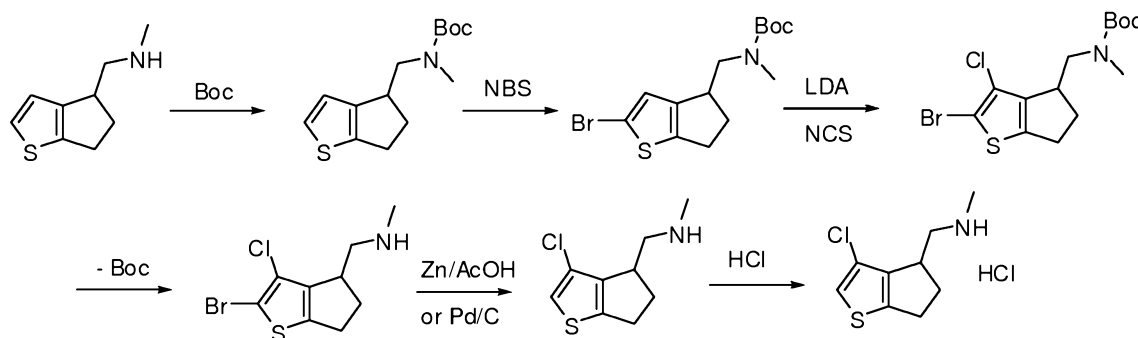
[00391] The title compound was synthesized according to General Procedure B.

(f) Synthesis of the HCl salt of N-methyl-1-(3-phenyl-5,7-dihydro-4H-thieno[2,3-c]pyran-7-yl)methanamine

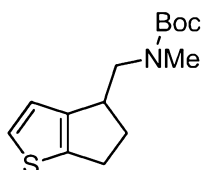


[00392] The title compound was synthesized according to General Procedure N.

34. General Procedure HH

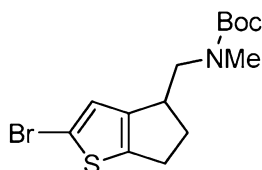


(a) Synthesis of tert-butyl (5,6-dihydro-4H-cyclopenta[b]thiophen-4-yl)methyl(methyl)carbamate



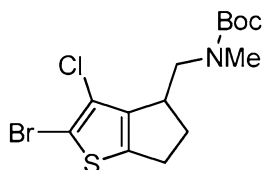
[00393] The title compound was Boc-protected from the appropriate secondary amine according to General Procedure M.

(b) Synthesis of tert-butyl (2-bromo-5,6-dihydro-4H-cyclopenta[b]thiophen-4-yl)methyl(methyl)carbamate



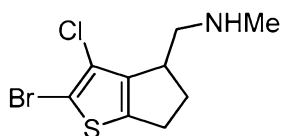
[00394] The title compound was synthesized according to General Procedure V.

(c) Synthesis of tert-butyl (2-bromo-3-chloro-5,6-dihydro-4H-cyclopenta[b]thiophen-4-yl)methyl(methyl)carbamate



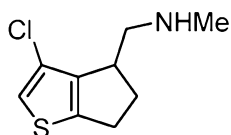
[00395] The title compound was synthesized according to General Procedure V.

- (d) Synthesis of 1-(2-bromo-3-chloro-5,6-dihydro-4H-cyclopenta[b]thiophen-4-yl)-N-methylmethanamine



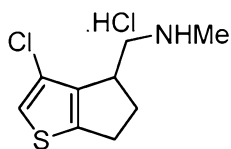
[00396] The title compound was synthesized according to General Procedure J.

- (e) Synthesis of 1-(3-chloro-5,6-dihydro-4H-cyclopenta[b]thiophen-4-yl)-N-methylmethanamine



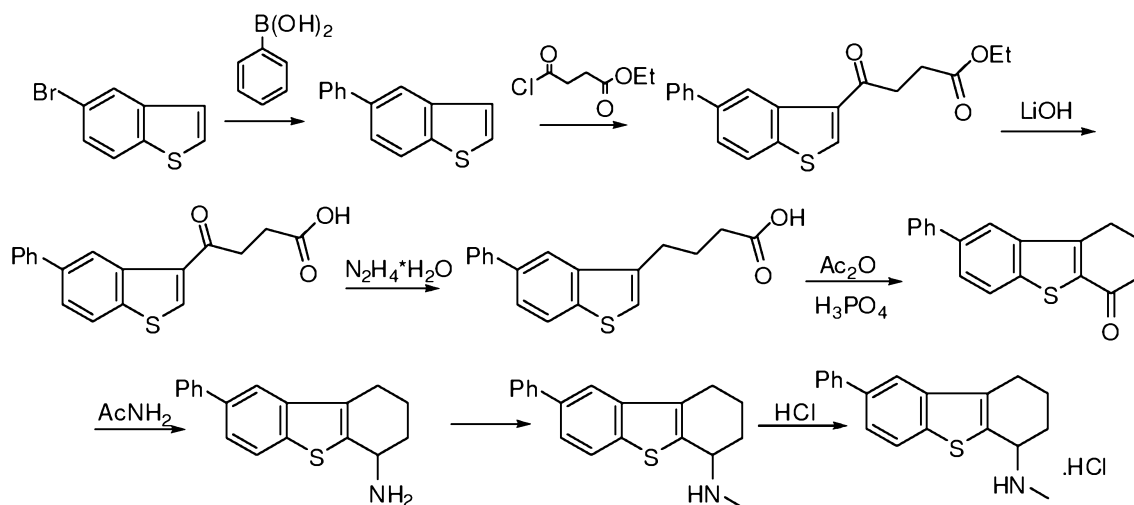
[00397] The title compound was synthesized according to General Procedure V.

- (f) Synthesis of the HCl salt of 1-(3-chloro-5,6-dihydro-4H-cyclopenta[b]thiophen-4-yl)-N-methylmethanamine

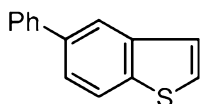


[00398] The title compound was synthesized according to General Procedure N.

35. General Procedure II

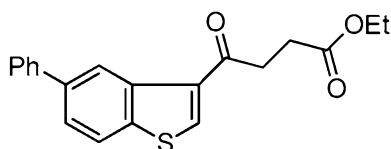


(a) Synthesis of 5-phenylbenzo[b]thiophene



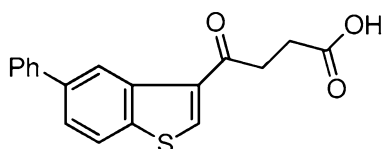
[00399] The title compound was synthesized according to General Procedure S(c).

(b) Synthesis of ethyl 4-oxo-4-(5-phenylbenzo[b]thiophen-3-yl)butanoate



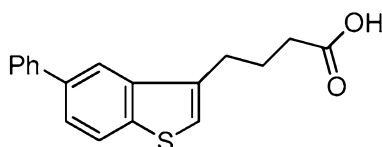
[00400] To a solution of 5-phenylbenzo[b]thiophene (1.05 g, 5.0 mmol, 1 eq) in DCM (100 mL) at 0 °C was added ethyl 4-chloro-4-oxobutanoate (0.9 g, 21.4 mmol). The resulting mixture was stirred at 0 °C for 30 minutes. SnCl₄ (2.3 mL, 6.0 mmol, 1.2 eq) was added and the mixture was stirred at room temperature overnight. The reaction mixture was quenched with aqueous HCl solution (50 mL, 3 M) and extracted with diethyl ether. The combined organic layers were dried over Na₂SO₄. After filtration and concentration, the crude product was purified by column chromatography to give the title compound.

(c) Synthesis of 4-oxo-4-(5-phenylbenzo[b]thiophen-3-yl)butanoic acid



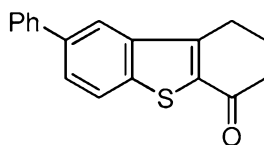
[00401] The title compound was synthesized according to General Procedure Q.

(d) Synthesis of 4-(5-phenylbenzo[b]thiophen-3-yl)butanoic acid



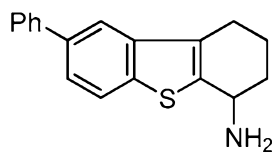
[00402] The title compound was synthesized according to General Procedure BB.

(e) Synthesis of 8-phenyl-2,3-dihydrodibenzo[b,d]thiophen-4(1H)-one



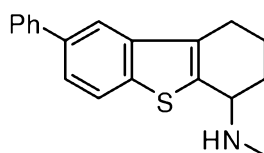
[00403] The title compound was synthesized according to General Procedure BB.

(f) Synthesis of 8-phenyl-1,2,3,4-tetrahydrodibenzo[b,d]thiophen-4-amine



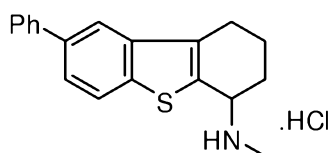
[00404] To a solution of 8-phenyl-2,3-dihydrodibenzo[b,d]thiophen-4(1H)-one (0.28 g, 1.0 mmol, 1 eq), ammonium acetate (0.77 g, 10 eq) in MeOH (20 mL) was added NaBH₃CN (160 mg, 2.5 eq) in one portion. The reaction mixture was heated to 50 °C and stirred for 20 h. After that the solvent was removed, diluted with saturated NaHCO₃ and extracted with ethyl acetate (3 x 50 mL). The combined organic layers were dried over Na₂SO₄. After filtration and concentration, the residue was purified by silica gel chromatography to give the title compound (64 mg, 23%).

(g) Synthesis of N-methyl-8-phenyl-1,2,3,4-tetrahydrodibenzo[b,d]thiophen-4-amine



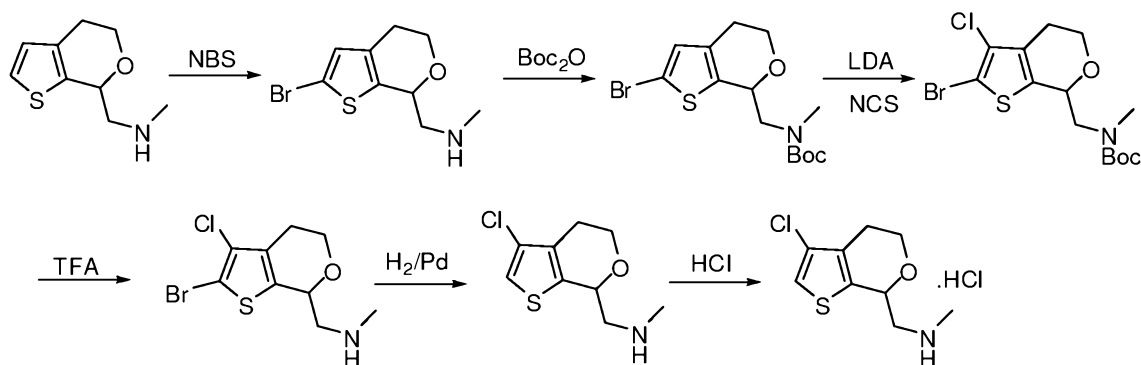
[00405] The title compound was synthesized according to General Procedure O.

(h) Synthesis of HCl salt of N-methyl-8-phenyl-1,2,3,4-tetrahydrodibenzo[b,d]thiophen-4-amine

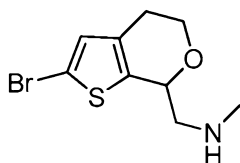


[00406] The title compound was synthesized according to General Procedure N.

36. General Procedure JJ

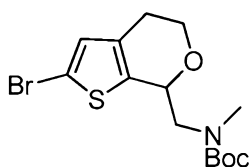


- (a) Synthesis of 1-(2-bromo-5,7-dihydro-4H-thieno[2,3-c]pyran-7-yl)-N-methylmethanamine



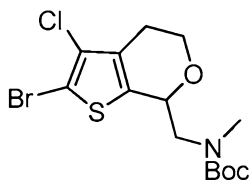
[00407] The title compound was synthesized according to General Procedure S.

- (b) Synthesis of tert-butyl (2-bromo-5,7-dihydro-4H-thieno[2,3-c]pyran-7-yl)methyl(methyl)carbamate



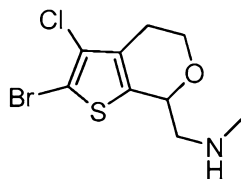
[00408] The title compound was Boc-protected according to General Procedure M.

- (c) Synthesis of tert-butyl (2-bromo-3-chloro-5,7-dihydro-4H-thieno[2,3-c]pyran-7-yl)methyl(methyl)carbamate



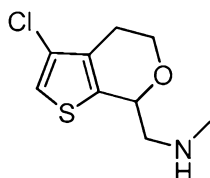
[00409] The title compound was synthesized according to General Procedure HH.

- (d) Synthesis of 1-(2-bromo-3-chloro-5,7-dihydro-4H-thieno[2,3-c]pyran-7-yl)-N-methylmethanamine



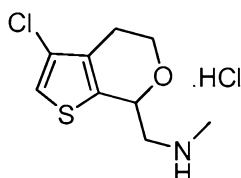
[00410] The title compound was synthesized according to General Procedure J(e).

- (e) Synthesis of 1-(3-chloro-5,7-dihydro-4H-thieno[2,3-c]pyran-7-yl)-N-methylmethanamine



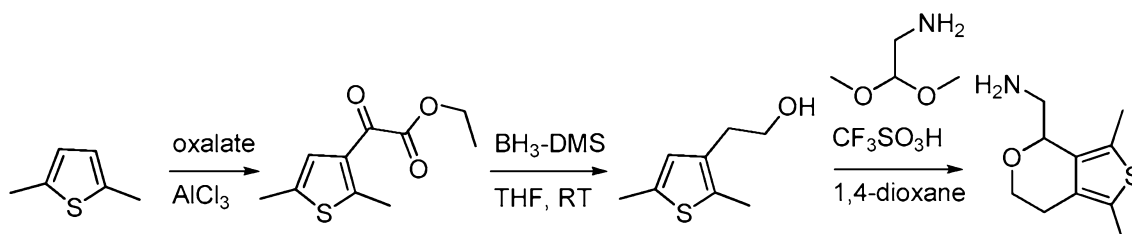
[00411] The title compound was synthesized according to General Procedure V(e).

- (f) Synthesis of HCl salt of 1-(3-chloro-5,7-dihydro-4H-thieno[2,3-c]pyran-7-yl)-N-methylmethanamine

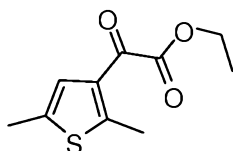


[00412] The title compound was synthesized according to General Procedure N.

37. General Procedure KK

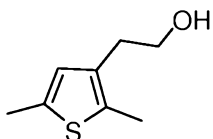


- (a) Synthesis of ethyl 2-(2,5-dimethylthiophen-3-yl)-2-oxoacetate



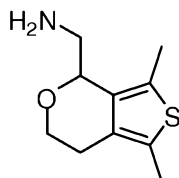
[00413] To a solution of AlCl_3 (29.5 g, 221 mmol) in CH_2Cl_2 (150 mL) was added 2,5-dimethyl thiophene (6.2 g, 55 mmol) followed by ethyl 2-chloro-2-oxoacetate (15.1 g, 110 mmol). The resulting mixture was stirred at room temperature for 12 h at which time the reaction mixture was filtered, diluted carefully with H_2O and extracted with EtOAc. Removal of volatiles afforded mostly pure crude material, which was used in the next step without further purification.

(b) Synthesis of 2-(2,5-dimethylthiophen-3-yl)ethanol



[00414] Ethyl 2-(2,5-dimethylthiophen-3-yl)-2-oxoacetate was reduced at ambient temperature using excess $\text{BH}_3\text{-DMS}$ in THF over 18 h. Standard work-up protocols and purification by column chromatography on silica afforded the desired alcohol product.

(c) Synthesis of (1,3-dimethyl-6,7-dihydro-4H-thieno[3,4-c]pyran-4-yl)methanamine



[00415] The title compound was synthesized according to General Procedure D.

B. General Procedure CS (Chiral Separation)

[00416] Normal phase chiral separation of the racemic compounds disclosed herein was carried out using Chiral Technologies AS, AD, OJ and OD columns and the specified solvent system.

[00417] The following abbreviations were used:

IHD 5 = 5% isopropanol/95% hexanes/0.1% diethylamine;

IHD 10 = 10% isopropanol/90% hexanes/0.1% diethyl amine;

MEHD 5 = 2.5% Methanol/2.5% ethanol/95% hexanes/0.1% diethylamine; and

MEHD 2.5 = 1.25% ethanol/1.25% methanol/97.5% hexanes/0.1% diethylamine.

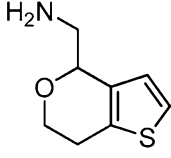
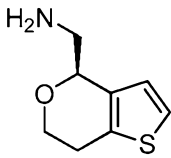
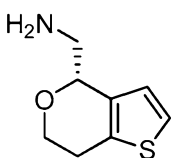
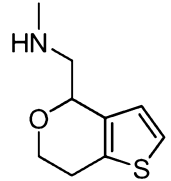
[00418] The Faster Moving Enantiomer (FME) was the earlier eluting enantiomer and the Slower Moving Enantiomer (SME) was the later eluting enantiomer. When the free primary or secondary amines disclosed herein were not separable by column chromatography, they were N-BOC or N-TROC protected using standard methods and then separated by column

chromatography, which typically improved the separation. Following separation of the protected amines, the protecting groups were removed using standard methods (*e.g.*, HCl for BOC, Zn dust/NH₄Cl for TROC).

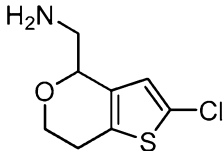
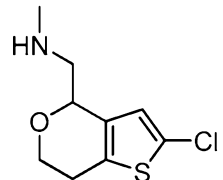
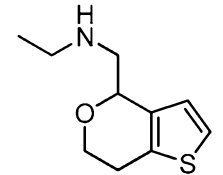
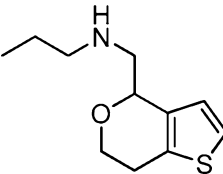
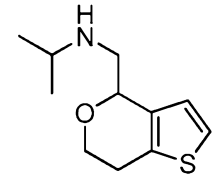
[00419] SFC (supercritical CO₂ fluid chromatography) chiral separation was done using the specified column and co-solvent and CO₂ total flows were between 60 to 80 g/minute.

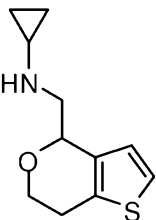
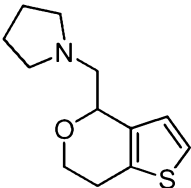
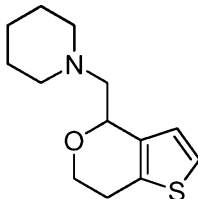
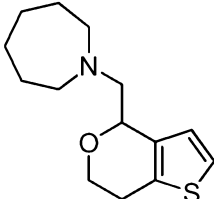
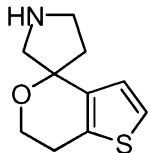
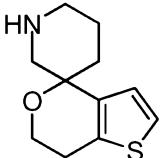
C. Compounds

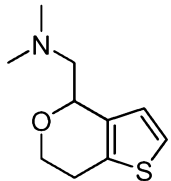
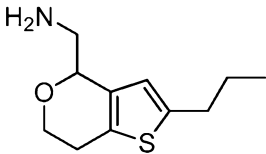
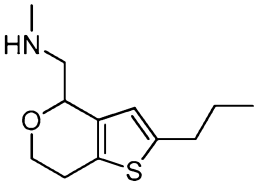
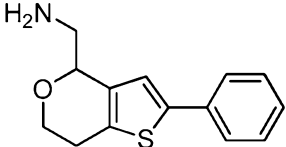
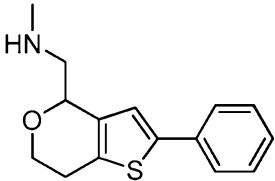
[00420] The following compounds were prepared using the above general procedures.

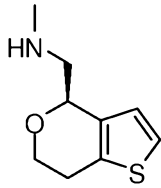
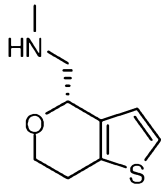
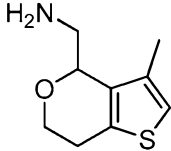
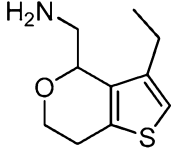
Compd. No.	Structure	Salt or FB*	Method of Preparation	Analytical Data
1		HCl	A	¹ H NMR (CD ₃ OD): 7.29 (d, J = 5.0 Hz, 1H), 6.89 (d, J = 5.0 Hz, 1H), 4.94 (d, J = 8.0 Hz, 1H), 4.29-4.23 (m, 1H), 3.85-3.78 (m, 1H), 3.46 (d, J = 13.0 Hz, 1H), 3.14 (dd, J = 9.5, 11.5 Hz, 1H), 3.05-2.97 (m, 1H), 2.80 (d, J = 16.0 Hz, 1H).
2		HCl	CS; BOC deriv of compound 1 was FME with OD and IHD 5	¹ H NMR (CD ₃ OD): 7.29 (d, J = 5.0 Hz, 1H), 6.89 (d, J = 5.0 Hz, 1H), 4.94 (d, J = 8.0 Hz, 1H), 4.29-4.23 (m, 1H), 3.85-3.78 (m, 1H), 3.46 (d, J = 13.0 Hz, 1H), 3.14 (dd, J = 9.5, 11.5 Hz, 1H), 3.05-2.97 (m, 1H), 2.80 (d, J = 16.0 Hz, 1H).
3		HCl	CS; BOC deriv of compound 1 was SME with OD and IHD 5	¹ H NMR (CD ₃ OD): 7.29 (d, J = 5.0 Hz, 1H), 6.89 (d, J = 5.0 Hz, 1H), 4.94 (d, J = 8.0 Hz, 1H), 4.29-4.23 (m, 1H), 3.85-3.78 (m, 1H), 3.46 (d, J = 13.0 Hz, 1H), 3.14 (dd, J = 9.5, 11.5 Hz, 1H), 3.05-2.97 (m, 1H), 2.80 (d, J = 16.0 Hz, 1H).
4		HCl	A	LC-MS (6 min method): 0.24 minute, M ⁺ 184 @ 0.26 min.; ¹ H NMR (CD ₃ OD): 7.30 (d, J = 5.50 Hz, 1H), 6.90 (d, J = 5.50 Hz, 1H), 5.00 (dd, J = 2.57, 8.80 Hz, 1H), 4.30-4.26 (m, 1H), 3.89-3.80 (m, 1H), 3.57-3.53 (m, 1H), 3.28-3.21 (m, 1H), 3.05-3.01 (m, 1H), 2.84-2.79 (m, 1H), 2.74 (s, 3H).

Compd. No.	Structure	Salt or FB*	Method of Preparation	Analytical Data
5		HCl	A	¹ H NMR (CD ₃ OD): δ 6.54 (s, 1H), 4.91-4.85 (m, 1H), 4.26-4.21 (m, 1H), 3.80 (td, J = 3.5, 10.0 Hz, 1H), 3.47 (dd, J = 3.0, 13.0 Hz, 1H), 3.20 (dd, J = 8.5, 13.0 Hz, 1H), 2.93-2.88 (m, 1H), 2.72 (s, 3H), 2.71-2.66 (m, 1H), 2.42 (s, 3H).
6		HCl	A	¹ H NMR (CD ₃ OD): δ 7.22 (d, J = 5.10 Hz, 1H), 6.87 (d, J = 5.10 Hz, 1H), 3.97 (t, J = 5.50 Hz, 2H), 3.40-3.25 (m, 4H), 2.84 (t, J = 5.5 Hz, 2H), 2.22-2.14 (m, 2H), 2.06-2.02 (m, 2H).
7		HCl	A	LC-MS (3.0 min method): 0.98 minute, M ⁺ 220 ; ¹ H-NMR (400 MHz, CD ₃ OD) δ 7.86 (d, J = 7.6 Hz, 1H), 7.68 (d, J = 8.0 Hz, 1H) , 7.40 (td, J = 7.2, 0.8 Hz, 1H), 7.34 (t, J = 7.2 Hz, 1H), 5.27 (dd, J = 8.4, 2.0 Hz, 1H), 4.25 (m, 1H), 3.94 (m, 1H), 3.62 (dd, J = 13.2, 2.0 Hz, 1H), 3.35 (m, 1H), 3.00 (m, 2H).
8		HCl	A	LC-MS (3.0 min method): 1.00 minute, M ⁺ 234 ; ¹ H-NMR (400 MHz, CD ₃ OD) δ 7.85 (d, J = 8.0 Hz, 1H), 7.20 (d, J = 8.0 Hz, 1H), 7.40 (t, J = 7.6 Hz, 1H), 7.33 (t, J = 7.6 Hz, 1H), 5.34 (d, J = 8.8 Hz, 1H), 4.26 (m, 1H), 3.94 (m, 1H), 3.68 (dd , J = 13.2, 2.0 Hz, 1H), 3.42 (m, 1H), 2.98 (m, 2H), 2.77 (s, 3H).
9		HCl	A	¹ H NMR (DMSO- <i>d</i> ⁶): δ 8.22 (br s, 3H), 6.70 (s, 1H), 4.85-4.83 (d, J = 8.01 Hz, 1H), 4.13-4.07 (m, 1H), 3.78-3.70 (m, 1H), 3.29 (s, 1H), 2.91-2.67 (m, 5H), 1.22-1.18 (t, J = 7.50 Hz, 3H).
10		HCl	A	¹ H NMR (DMSO- <i>d</i> ⁶): δ 9.07 (br s, 1H), 8.67 (br s, 1H), 6.60 (s, 1H), 4.94-4.92 (d, J = 8.0 Hz, 1H), 4.15-4.08 (m, 1H), 3.80-3.72 (m, 1H), 3.46-3.42 (d, J = 12.3 Hz, 1H), 3.13-3.09 (m, 1H), 2.87-2.68 (m, 4H), 2.57 (s, 3H), 1.24-1.19 (t, J = 7.5 Hz, 3H).

Compd. No.	Structure	Salt or FB*	Method of Preparation	Analytical Data
11		HCl	A	$^1\text{H NMR}$ (DMSO- d^6 + D_2O): δ 7.02 (s, 1H), 4.81-4.78 (dd, $J_1 = 2.1$ Hz, $J_2 = 6.5$ Hz, 1H), 4.15-4.08 (m, 1H), 3.80-3.72 (m, 1H), 3.35-3.29 (dd, $J_1 = 2.9$ Hz, $J_2 = 13.3$ Hz, 1H), 3.02-2.95 (m, 1H), 2.81-2.72 (m, 2H).
12		HCl	A	$^1\text{H NMR}$ (DMSO- d^6): δ 9.26 (br s, 1H), 8.80 (br s, 1H), 7.04 (s, 1H), 4.98-4.94 (dd, $J_1 = 1.8$ Hz, $J_2 = 9.2$ Hz, 1H), 4.16-4.09 (m, 1H), 3.82-3.74 (m, 1H), 3.47-3.36 (d, $J = 29.1$ Hz, 1H), 3.13 (m, 1H), 2.87-2.69 (m, 2H), 2.56 (s, 3H).
13		HCl	F	GC-MS m/z 139 (M^+); $^1\text{H NMR}$ (DMSO- d^6): δ 9.02 (s, 1H), 8.65 (s, 1H), 7.41-7.40 (d, $J = 5.19$ Hz, 1H), 6.99-6.97 (d, $J = 5.19$ Hz, 1H), 5.03-5.00 (d, $J = 8.13$ Hz, 1H), 4.21-4.12 (m, 1H), 3.83-3.75 (m, 1H), 3.52-3.48 (d, $J = 12.43$ Hz, 1H), 3.13-2.72 (m, 5H), 1.25-1.20 (t, $J = 7.26$ Hz, 3H).
14		FB	F	GC-MS m/z 211 (M^+); $^1\text{H NMR}$ (CDCl_3): δ 7.12-7.11 (d, $J = 5.13$ Hz, 1H), 6.79-6.78 (d, $J = 5.13$ Hz, 1H), 4.85-4.82 (dd, $J_1 = 2.04$ Hz, $J_2 = 8.82$ Hz, 1H), 4.26-4.20 (m, 1H), 3.84-3.75 (m, 1H), 3.06-2.95 (m, 2H), 2.90-2.83 (m, 1H), 2.79-2.72 (m, 1H), 2.69-2.58 (m, 2H), 1.61-1.50 (m, 2H), 0.97-0.92 (t, $J = 14.80$ Hz, 3H).
15		FB	F	$^1\text{H NMR}$ (CDCl_3): δ 7.12-7.10 (d, $J = 5.16$ Hz, 1H), 6.79-6.78 (d, $J = 5.16$ Hz, 1H), 4.82-4.79 (dd, $J_1 = 2.34$ Hz, $J_2 = 9.18$ Hz, 1H), 4.25-4.19 (m, 1H), 3.83-3.75 (m, 1H), 3.08-2.99 (m, 2H), 2.87-2.73 (m, 3H), 1.11 (s, 3H), 1.09 (s, 3H).

Compd. No.	Structure	Salt or FB*	Method of Preparation	Analytical Data
16		HCl	F	GC-MS m/z 209 (M^+); 1H NMR (DMSO- d^6): δ 9.35 (br s, 1H), 9.03 (br s, 9.03, 1H), 7.41-7.40 (d, J = 5.20 Hz, 1H), 7.04-7.02 (d, J = 5.20 Hz, 1H), 5.08-5.05 (d, J = 8.49 Hz, 1H), 4.18-4.12 (m, 1H), 3.82-3.74 (m, 1H), 3.62-3.58 (d, J = 12.82 Hz, 1H), 3.22-3.14 (t, J = 11.65 Hz, 1H), 2.96-2.72 (m, 3H), 0.99-0.82 (m, 2H), 0.79-0.72 (m, 2H).
17		FB	F	GC-MS m/z 223 (M^+); 1H NMR ($CDCl_3$): δ 7.10-7.08 (d, J = 4.95 Hz, 1H), 6.86-6.84 (d, J = 4.95 Hz, 1H), 4.87-4.82 (m, 1H), 4.28-4.22 (m, 1H), 3.82-3.74 (m, 1H), 3.04-2.94 (m, 1H), 2.85-2.70 (m, 3H), 2.67-2.56 (m, 4H), 1.89-1.76 (m, 4H).
18		FB	F	1H NMR ($CDCl_3$): δ 7.10-7.09 (d, J = 5.1 Hz, 1H), 6.91-6.89 (d, J = 5.1 Hz, 1H), 4.90-4.84 (m, 1H), 4.27-4.21 (m, 1H), 3.81-3.73 (m, 1H), 3.04-2.94 (m, 1H), 2.78-2.70 (m, 1H), 2.67-2.62 (m, 2H), 2.55-2.52 (m, 4H), 1.69-1.59 (m, 4H), 1.50-1.43 (m, 2H).
19		FB	F	GC-MS m/z 251 (M^+); 1H NMR (DMSO- d^6): δ 7.28-7.27 (d, J = 5.16 Hz, 1H), 7.03-7.02 (d, J = 5.16 Hz, 1H), 4.68-4.64 (t, J = 5.82 Hz, 1H), 4.11-4.04 (m, 1H), 3.70-3.61 (m, 1H), 2.83-2.64 (m, 8H), 1.55 (s, 8H).
20		HCl	A	1H NMR (CD_3OD): δ 7.26 (d, J = 5.1 Hz, 1H), 6.96 (d, J = 5.1 Hz, 1H), 4.01-3.97 (m, 2H), 3.59-3.53 (m, 3H), 3.38 (d, J = 6.8 Hz, 1H), 2.89 (brs, 2H), 2.38-2.36 (m, 2H).
21		HCl	A	1H NMR (CD_3OD): δ 7.26 (d, J = 5.0 Hz, 1H), 6.94 (d, J = 5.0 Hz, 1H), 4.00 (t, J = 5.1 Hz, 2H), 3.33-3.21 (m, 3H), 3.08 (apt, J = 2.8 Hz, 1H), 2.87 (t, J = 5.1 Hz, 2H), 2.18-2.11 (m, 1H), 2.04-1.97 (m, 2H), 1.84-1.80 (m, 1H).

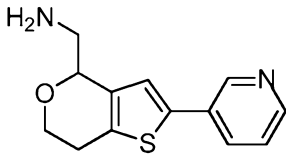
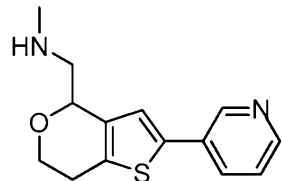
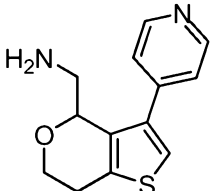
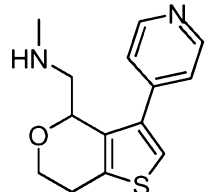

Compd. No.	Structure	Salt or FB*	Method of Preparation	Analytical Data
22		formate	A	$^1\text{H NMR (CD}_3\text{OD): } \delta$ 7.29 (d, J = 5.0 Hz, 1H), 6.88 (d, J = 5.0 Hz, 1H), 5.14 (apd, J = 6.0 Hz, 1H), 4.27 (m, 1H), 3.85 (dr, J = 11.0, 3.0 Hz, 1H), 3.67 (m, 1H), 3.38-3.25 (m, 1H), 3.04-2.77 (m, 2H), 3.00 (s, 3H), 2.92 (s, 3H).
23		HCl	A	$^1\text{H NMR (DMSO-}d^6\text{): } \delta$ 8.18 (br s, 3H), 6.69 (s, 1H), 4.84-4.82 (d, J = 7.5 Hz, 1H), 4.14-4.07 (m, 1H), 3.78-3.70 (m, 1H), 3.29 (s, 1H), 2.95-2.66 (m, 5H), 1.65-1.53 (m, 2H), 1.04-0.92 (t, J = 7.32 Hz, 3H).
24		HCl	A	$^1\text{H NMR (DMSO-}d^6\text{): } \delta$ 9.11 (br s, 1H), 9.69 (br s, 1H), 6.65 (s, 1H), 4.95-4.92 (d, J = 7.9 Hz, 1H), 4.15-4.08 (m, 1H), 3.80-3.72 (m, 1H), 3.4 (m, 1H), 3.1 (m, 1H), 2.87-2.78 (m, 1H), 2.73-2.67 (m, 3H), 2.57 (s, 3H), 1.66-1.53 (m, 2H), 0.94-0.89 (m, 3H).
25		HCl	A	$^1\text{H NMR (DMSO-}d^6\text{ + D}_2\text{O): } \delta$ 7.59-7.57 (d, J = 7.5 Hz, 2H), 7.43-7.38 (t, 3H), 7.32-7.27 (t, 1H), 4.90-4.87 (d, J = 7.1 Hz, 1H), 4.19-4.15 (m, 1H), 3.82-3.79 (m, 1H), 3.45-3.40 (dd, J_1 = 2.8 Hz, J_2 = 13.3 Hz, 1H), 3.09-3.02 (m, 1H), 2.92-2.82 (m, 2H).
26		HCl	A	$^1\text{H NMR (DMSO-}d^6\text{): } \delta$ 9.01 (br s, 1H), 8.69 (br s, 1H), 7.60-7.58 (d, J = 7.2 Hz, 2H), 7.45-7.38 (m, 3H), 7.33-7.28 (t, J = 7.20 Hz, 1H), 5.03-5.00 (d, J = 7.7 Hz, 1H), 4.22-4.09 (m, 1H), 3.86-3.78 (m, 1H), 3.59-3.52 (m, 1H), 3.29-3.17 (m, 1H), 2.93-2.79 (m, 2H), 2.53-2.48 (t, J = 5.31 Hz, 3H).

Compd. No.	Structure	Salt or FB*	Method of Preparation	Analytical Data
27		HCl	CS; FME of SFC separation of BOC protected Compound 4, using isocratic 10% [(1:1:2 MeOH:EtOH:Hexanes (1% isopropylamine))] in CO ₂ on a LUX-2 5 μ in and flow of 60 g/min	LC-MS (6 minute method on lab 209 instrument): 0.24 minute, M ⁺ 184 @ 0.26 min.; ¹ H NMR (CD ₃ OD): δ 7.30 (d, J = 5.50 Hz, 1H), 6.90 (d, J = 5.50 Hz, 1H), 5.00 (dd, J = 2.57, 8.80 Hz, 1H), 4.30-4.26 (m, 1H), 3.89-3.80 (m, 1H), 3.57-3.53 (m, 1H), 3.28-3.21 (m, 1H), 3.05-3.01 (m, 1H), 2.84-2.79 (m, 1H), 2.74 (s, 3H).
28		HCl	CS; SME of SFC separation of BOC protected Compound 4, using isocratic 10% [(1:1:2 MeOH:EtOH:Hexanes (1% isopropylamine))] in CO ₂ on a LUX-2 5 μ in and flow of 60 g/min	LC-MS (6 min method): 0.24 minute, M ⁺ 184 @ 0.26 min.; ¹ H NMR (CD ₃ OD): δ 7.30 (d, J = 5.50 Hz, 1H), 6.90 (d, J = 5.50 Hz, 1H), 5.00 (dd, J = 2.57, 8.80 Hz, 1H), 4.30-4.26 (m, 1H), 3.89-3.80 (m, 1H), 3.57-3.53 (m, 1H), 3.28-3.21 (m, 1H), 3.05-3.01 (m, 1H), 2.84-2.79 (m, 1H), 2.74 (s, 3H).
29		HCl	A	¹ H NMR (DMSO- <i>d</i> ⁶): δ 8.14 (br s, 3H), 7.00 (s, 1H), 4.97-4.90 (m, 1H), 4.02-3.94 (m, 1H), 3.85-3.78 (m, 1H), 3.11-3.08 (t, J = 10.66 Hz, 2H), 2.88-2.73 (m, 2H), 2.13-2.12 (d, J = 0.8 Hz, 3H).
30		HCl	A	¹ H NMR (DMSO- <i>d</i> ⁶): δ 8.06 (br s, 3H), 7.02 (s, 1H), 4.97-4.93 (dd, J ₁ = 3.5 Hz, J ₂ = 9.1 Hz, 1H), 4.03-3.95 (m, 1H), 3.86-3.79 (m, 1H), 3.09 (br s, 2H), 2.84-2.73 (m, 2H), 2.47-2.37 (m, 2H), 1.21-1.17 (t, J = 7.41 Hz, 3H).

Compd. No.	Structure	Salt or FB*	Method of Preparation	Analytical Data
31		HCl	A	$^1\text{H NMR}$ (DMSO- d^6): δ 7.96 (br s, 3H), 7.02 (s, 1H), 4.92-4.90 (d, J = 6.75 Hz, 1H), 4.03-3.95 (m, 1H), 3.86-3.79 (m, 1H), 3.09-3.08 (d, J = 3.96 Hz, 2H), 2.89-2.78 (m, 2H), 2.43-2.38 (t, J = 6.84 Hz, 2H), 1.70-1.54 (m, 2H), 0.97-0.92 (t, J = 7.31 Hz, 3H).
32		HCl	A	$^1\text{H NMR}$ (DMSO- d^6 + D_2O): δ 7.46-7.35 (m, 5H), 7.30 (s, 1H), 5.27-5.24 (d, J = 8.49 Hz, 1H), 4.05-3.98 (m, 1H), 3.88-3.82 (m, 1H), 2.88 (s, 2H), 2.71-2.64 (m, 1H), 2.47-2.46 (d, J = 2.85 Hz, 1H).
33		HCl	A	GC-MS m/z 197 (M^+); $^1\text{H NMR}$ (D_2O): δ 4.95-4.91 (t, J = 5.1 Hz, 1H), 4.04-3.97 (m, 1H), 3.85-3.78 (m, 1H), 3.30-3.28 (d, J = 5.01 Hz, 2H), 2.76-2.72 (t, J = 5.33 Hz, 2H), 2.21 (s, 3H), 1.92 (s, 3H).
34		HCl	A	LC-MS (6 min method): 0.48 minute, M^+ 184 @ 0.48 min.; $^1\text{H NMR}$ (CD_3OD): δ 7.28 (d, J = 5.0 Hz, 1H), 6.90 (d, J = 5.0 Hz, 1H), 4.11-4.07 (m, 1H), 3.97-3.91 (m, 1H), 3.33-3.00 (m, 1H), 3.16 (d, J = 13.0 Hz, 1H), 3.02-2.94 (m, 1H), 2.76 (d, J = 6.1 Hz, 1H), 1.50 (s, 3H).
35		HCl	A	$^1\text{H NMR}$ (CD_3OD): δ 7.23 (d, J = 5.0 Hz, 1H), 6.84 (d, J = 5.0 Hz, 1H), 3.97 (t, J = 5.0 Hz, 2H), 3.39 (brs, 4H), 2.92 (s, 3H), 2.84 (t, J = 5.0 Hz, 2H), 2.17-1.18 (m, 4H).
36		HCl	B	$^1\text{H NMR}$ (CD_3OD): δ 7.36 (d, J = 4.4 Hz, 1H), 6.91 (d, J = 4.77 Hz, 1H), 5.08 (d, J = 7.7 Hz, 1H), 4.27-4.23 (m, 1H), 3.84-3.78 (m, 1H), 3.42-3.38 (m, 1H), 3.17-3.12 (m, 1H), 2.91-2.83 (m, 1H), 2.70-2.65 (m, 1H).

Compd. No.	Structure	Salt or FB*	Method of Preparation	Analytical Data
37		formate	E	¹ H NMR (CD ₃ OD): δ 7.20 (d, J = 5.1 Hz, 1H), 7.08 (d, J = 5.1 Hz, 1H), 3.25 (d, J = 13.0 Hz, 1H), 3.07 (d, J = 13.0 Hz, 1H), 2.83-2.79 (m, 2H), 2.04-1.88 (m, 4H).
38		HCl	L	¹ H NMR (CD ₃ OD): δ 7.44 (s, 1H), 4.96-4.92 (m, 1H), 4.32-4.28 (m, 1H), 3.86 (dt, J = 13.0, 3.5 Hz, 1H), 3.51 (d, J = 13.0 Hz, 1H), 3.20-3.15 (m, 1H), 3.10-3.04 (m, 1H), 2.90-2.86 (m, 1H).
39		HCl	L	¹ H NMR (CD ₃ OD): δ 7.42 (s, 1H), 5.00-4.98 (m, 1H), 4.32-4.28 (m, 1H), 3.84 (t, J = 13.0, 1H), 3.57 (d, J = 13.0 Hz, 1H), 3.30-3.20 (m, 1H), 3.09-3.02 (m, 1H), 2.91-2.86 (m, 1H), 2.74 (s, 3H).
40		HCl	A	¹ H NMR (CD ₃ OD): δ 7.91 (d, J = 8.0 Hz, 1H), 7.85 (d, J = 8.0 Hz, 1H), 7.41 (dt, J = 1.0, 7.5 Hz, 1H), 7.33 (dt, J = 1.0, 7.5 Hz, 1H), 4.08 (dt, J = 1.5, 5.5 Hz, 2H), 3.74 (d, J = 13.0 Hz, 1H), 3.42-3.30 (m, 3H), 3.00 (dt, J = 1.5, 5.5 Hz, 2H), 2.52-2.44 (m, 1H), 2.27 (tq, J = 4.0, 14.0 Hz, 1H), 2.08 (dd, J = 2.0, 14.0 Hz, 1H), 1.89 (d, J = 14.0 Hz, 1H).
41		HCl	CS: FME of separation of Compound 7, on AD with IHD 10	¹ H NMR (CD ₃ OD): δ 7.86 (d, J = 7.5 Hz, 1H), 7.67 (d, J = 7.5 Hz, 1H), 7.40 (dt, J = 1.0, 7.5 Hz, 1H), 7.34 (dt, J = 1.0, 7.5 Hz, 1H), 5.29-5.25 (m, 1H), 4.28-4.22 (m, 1H), 3.96-3.90 (m, 1H), 3.61 (dd, J = 1.5, 13.5 Hz, 1H), 3.37-3.30 (m, 1H), 3.09-2.91 (m, 2H).
42		HCl	CS: SME of separation of Compound 7, on AD with IHD 10	¹ H NMR (CD ₃ OD): δ 7.86 (d, J = 7.5 Hz, 1H), 7.67 (d, J = 7.5 Hz, 1H), 7.40 (dt, J = 1.0, 7.5 Hz, 1H), 7.34 (dt, J = 1.0, 7.5 Hz, 1H), 5.29-5.25 (m, 1H), 4.28-4.22 (m, 1H), 3.96-3.90 (m, 1H), 3.61 (dd, J = 1.5, 13.5 Hz, 1H), 3.37-3.30 (m, 1H), 3.09-2.91 (m, 2H).

Compd. No.	Structure	Salt or FB*	Method of Preparation	Analytical Data
43		HCl	CS; FME of Compound 20 on AD with MEHD 5	$^1\text{H NMR}$ (CD_3OD): δ 7.26 (d, J = 5.1, Hz, 1H), 6.96 (d, J = 5.1 Hz, 1H), 4.01-3.97 (m, 2H), 3.59-3.53 (m, 3H), 3.38 (d, J = -6.8 Hz, 1H), 2.89 (brs, 2H), 2.38-2.36 (m, 2H).
44		HCl	CS: FME of N-Troc deriv. on OD with IHD 5	$^1\text{H NMR}$ (CD_3OD): δ 6.53 (s, 1H), 4.86 (s, 1H), 4.25-4.20 (m, 1H), 3.82-3.76 (m, 1H), 3.39 (dd, J = 2.93, 13.2 Hz, 1H), 3.08 (dd, J = 8.06, 13.2 Hz, 1H), 2.96-2.88 (m, 1H), 2.70-2.66 (m, 1H), 2.42 (s, 3H).
45		HCl	CS: SME of N-Troc deriv. on OD with IHD 5	$^1\text{H NMR}$ (CD_3OD): δ 6.53 (s, 1H), 4.86 (s, 1H), 4.25-4.20 (m, 1H), 3.82-3.76 (m, 1H), 3.39 (dd, J = 2.93, 13.2 Hz, 1H), 3.08 (dd, J = 8.06, 13.2 Hz, 1H), 2.96-2.88 (m, 1H), 2.70-2.66 (m, 1H), 2.42 (s, 3H).
46		HCl	CS; SME of Compound 20 on AD with MEHD 5	$^1\text{H NMR}$ (CD_3OD): δ 7.26 (d, J = 5.1, Hz, 1H), 6.96 (d, J = 5.1 Hz, 1H), 4.01-3.97 (m, 2H), 3.59-3.53 (m, 3H), 3.38 (d, J = -6.8 Hz, 1H), 2.89 (brs, 2H), 2.38-2.36 (m, 2H).
47		HCl	J	LC-MS m/z 247.2 (MH^+); $^1\text{H NMR}$ ($\text{DMSO}-d_6$): δ 8.83-8.81 (d, J = 6.78 Hz, 2H), 8.38 (s, 3H), 8.25 (s, 1H), 8.17-8.14 (d, J = 6.78 Hz, 2H), 5.02-5.00 (d, J = 7.65 Hz, 1H), 4.23-4.17 (m, 1H), 3.94-3.78 (m, 1H), 3.47-3.46 (m, 1H), 3.11-2.90 (m, 3H).
48		HCl	J	LC-MS m/z 261.3 (MH^+); $^1\text{H NMR}$ ($\text{DMSO}-d_6$): δ 9.61 (br s, 1H), 8.00 (br s, 1H), 8.84-8.82 (d, J = 6.75 Hz, 1H), 8.23 (s, 1H), 8.16-8.13 (d, J = 6.75 Hz, 1H), 5.16-5.13 (d, J = 8.25 Hz, 1H), 4.30-4.17 (m, 1H), 3.88-3.80 (m, 1H), 3.59-3.53 (m, 1H), 3.27-3.16 (m, 1H), 3.08-2.88 (m, 2H), 2.61-2.58 (t, J = 5.19 Hz, 3H).

Compd. No.	Structure	Salt or FB*	Method of Preparation	Analytical Data
49		HCl	J	LC-MS m/z 247.2 (MH^+); 1H NMR (DMSO- d^6): δ 9.11 (br s, 1H), 8.98-8.95 (d, J = 4.83 Hz, 1H), 8.51-8.48 (d, J = 8.25 Hz, 1H), 8.35 (br s, 3H), 7.94-7.86 (m, 2H), 4.99-4.97 (d, J = 7.74 Hz, 1H), 4.22-4.15 (m, 1H), 3.85-3.77 (m, 1H), 3.42-3.39 (m, 1H), 3.08-2.89 (m, 3H).
50		HCl	J	LC-MS m/z 261.2 (MH^+); 1H NMR (DMSO- d^6): δ 9.37 (br s, 1H), 9.03 (s, 1H), 8.85 (s, 1H), 8.67-8.65 (d, J = 5.01 Hz, 1H), 8.38-8.36 (d, J = 7.86 Hz, 1H), 7.81-7.77 (m, 2H), 5.10-5.08 (d, J = 7.98 Hz, 1H), 4.23-4.16 (m, 1H), 3.87-3.79 (m, 1H), 3.55-3.48 (m, 1H), 3.26-3.17 (m, 1H), 3.03-2.85 (m, 2H), 2.61-2.58 (t, J = 5.31 Hz, 3H).
51		HCl	I	LC-MS m/z 247.2 (MH^+); 1H NMR (DMSO- d^6): δ 8.87-8.85 (d, J = 6.69 Hz, 2H), 8.22 (br s, 3H), 8.09-8.07 (d, J = 6.69 Hz, 2H), 8.05 (s, 1H), 5.62-5.60 (d, J = 8.64 Hz, 1H), 4.10-4.02 (m, 1H), 3.93-3.86 (m, 1H), 3.00-2.92 (m, 2H), 2.89-2.77 (m, 1H), 2.57-2.51 (m, 1H).
52		HCl	I	LC-MS m/z 261.3 (MH^+); 1H NMR (DMSO- d^6): δ 9.72 (br s, 1H), 8.88-8.86 (d, J = 6.75 Hz, 2H), 8.69 (br s, 1H), 8.17-8.15 (d, J = 6.75 Hz, 2H), 8.11 (s, 1H), 5.77-5.73 (d, J = 9.24 Hz, 1H), 4.14-4.04 (m, 1H), 3.94-3.87 (m, 1H), 3.06-2.94 (m, 3H), 2.66-2.60 (m, 1H), 2.42-2.41 (t, J = 5.28 Hz, 3H).
53		HCl	I	LC-MS m/z 247.2 (MH^+); 1H NMR (DMSO- d^6): δ 8.97-8.96 (d, J = 1.77 Hz, 1H), 8.84-8.83 (d, J = 4.53 Hz, 1H), 8.54-8.51 (d, J = 8.22 Hz, 1H), 8.17 (s, 3H), 8.07-7.95 (dd, J_1 = 5.49 Hz, J_2 = 8.01 Hz, 1H), 7.76 (s, 1H), 5.50-5.47 (d, J = 8.85 Hz, 1H), 4.07-4.01 (m, 1H), 3.91-3.84 (m, 1H), 2.95-2.93 (m, 2H), 2.83-2.74 (m, 1H), 2.45-2.35 (m, 1H).

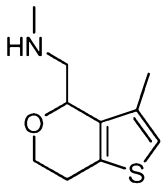
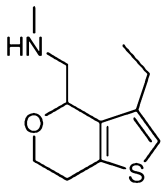
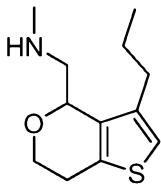
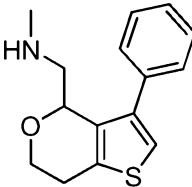
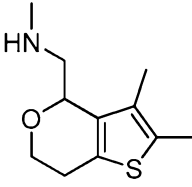
Compd. No.	Structure	Salt or FB*	Method of Preparation	Analytical Data
54		HCl	I	LC-MS m/z 261.3 (MH ⁺); ¹ H NMR (DMSO-d ⁶): δ 9.26 (br s, 1H), 8.90-8.89 (d, J = 1.92 Hz, 1H), 8.79-8.77 (dd, J ₁ = 1.22 Hz, J ₂ = 5.27 Hz, 1H), 8.59 (br s, 1H), 8.39-8.36 (d, J = 7.62 Hz, 1H), 7.87-7.83 (dd, J ₁ = 5.43 Hz, J ₂ = 7.83 Hz, 1H), 7.71 (s, 1H), 5.59-5.56 (d, J = 9.48 Hz, 1H), 4.13-4.08 (m, 1H), 3.94-3.85 (m, 1H), 3.05-2.93 (m, 3H), 2.65-2.60 (m, 1H), 2.39-2.35 (t, J = 5.28 Hz, 3H).
55		HCl	H	LC-MS m/z 253.3 (MH ⁺); ¹ H NMR (DMSO-d ⁶ + D ₂ O): δ 4.69-4.67 (d, J = 7.68 Hz, 1H), 4.09-4.06 (m, 1H), 3.73-3.71 (m, 2H), 3.28-3.22 (dd, J ₁ = 2.52 Hz, J ₂ = 13.30 Hz, 1H), 2.99-2.90 (m, 4H), 2.78-2.68 (m, 1H), 2.56 (s, 1H), 1.56 (s, 5H), 1.47-1.46 (m, 2H).
56		HCl	H	LC-MS m/z 277.3 (M+ Na ⁺); ¹ H NMR (DMSO-d ⁶): δ 8.01 (s, 3H), 6.05 (s, 1H), 4.74-4.72 (d, J = 7.44 Hz, 1H), 4.14-4.08 (m, 1H), 3.78-3.69 (m, 5H), 3.35-3.29 (m, 1H), 3.00-2.97 (m, 5H), 2.77-2.70 (m, 1H), 2.62-2.56 (m, 1H).
57		HCl	CS; FME of SFC separation of Compound 5, using isocratic 25% [(75:25 MeOH:iPrOH (2% isopropylamine))] in CO ₂ on a ChiralPak AD-H and flow of 60 g/min	¹ H NMR (CD ₃ OD): δ 6.54 (s, 1H), 4.91-4.85 (m, 1H), 4.26-4.21 (m, 1H), 3.80 (td, J = 3.5, 10.0 Hz, 1H), 3.47 (dd, J = 3.0, 13.0 Hz, 1H), 3.20 (dd, J = 8.5, 13.0 Hz, 1H), 2.93-2.88 (m, 1H), 2.72 (s, 3H), 2.71-2.66 (m, 1H), 2.42 (s, 3H).

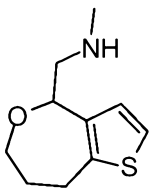
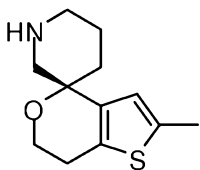
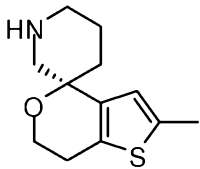
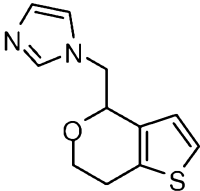
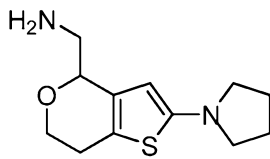
Compd. No.	Structure	Salt or FB*	Method of Preparation	Analytical Data
58		HCl	CS; SME of SFC separation of Compound 5, using isocratic 25% [(75:25 MeOH:iPrOH (2% isopropylamine))] in CO ₂ on a ChiralPak AD-H and flow of 60 g/min	¹ H NMR (CD ₃ OD): δ 6.54 (s, 1H), 4.91-4.85 (m, 1H), 4.26-4.21 (m, 1H), 3.80 (td, J = 3.5, 10.0 Hz, 1H), 3.47 (dd, J = 3.0, 13.0 Hz, 1H), 3.20 (dd, J = 8.5, 13.0 Hz, 1H), 2.93-2.88 (m, 1H), 2.72 (s, 3H), 2.71-2.66 (m, 1H), 2.42 (s, 3H).
59		HCl	H	LC-MS m/z 200.3 (MH ⁺); ¹ H NMR (DMSO- <i>d</i> ⁶): δ 8.11 (s, 3H), 6.21 (s, 1H), 4.76-4.73 (d, J = 7.14 Hz, 1H), 4.15-4.08 (m, 1H), 3.79-3.72 (m, 4H), 3.31-3.26 (m, 1H), 2.98-2.89 (m, 1H), 2.78-2.68 (m, 1H), 2.60-2.54 (m, 1H).
60		HCl	H	LC-MS m/z 214.3 (MH ⁺); ¹ H NMR (DMSO- <i>d</i> ⁶): δ 9.09 (br s, 1H), 8.67 (br s, 1H), 6.15 (s, 1H), 4.87-4.85 (d, J = 7.7 Hz, 1H), 4.15-4.08 (m, 1H), 3.80-3.73 (m, 4H), 3.34 (s, 1H), 3.15-3.05 (m, 1H), 2.77-2.68 (m, 1H), 2.61-2.55 (m, 4H).
61		HCl	H	LC-MS m/z 213.3 (MH ⁺); ¹ H NMR (DMSO- <i>d</i> ⁶ + D ₂ O): δ 5.74 (s, 1H), 4.71-4.68 (d, J = 7.03 Hz, 1H), 4.12-4.05 (m, 1H), 3.79-3.68 (m, 1H), 3.33-3.25 (m, 1H), 2.95-2.88 (m, 1H), 2.78 (s, 6H), 2.71-2.67 (m, 1H), 2.59-2.58 (m, 1H).
62		HCl	H	LC-MS m/z 227.3 (MH ⁺); ¹ H NMR (DMSO- <i>d</i> ⁶): δ 9.11 (br s, 1H), 8.65 (br s, 1H), 5.73 (s, 1H), 4.87-4.83 (d, J = 9.54 Hz, 1H), 4.13-4.07 (m, 1H), 3.78-3.72 (m, 1H), 3.43-3.39 (m, 1H), 3.16-3.06 (m, 1H), 2.79-2.71 (m, 7H), 2.58-2.55 (m, 4H).

Compd. No.	Structure	Salt or FB*	Method of Preparation	Analytical Data
63		HCl	A	$^1\text{H NMR}$ (CD_3OD): δ 6.59 (s, 1H), 3.97 (t, $J = 5.0$ Hz, 2H), 3.33-3.24 (m, 3H), 3.05 (dt, $J = 3.0, 13.0$ Hz, 1H), 2.77 (t, $J = 5.0$ Hz, 2H), 2.41 (s, 3H), 2.16-2.08 (m, 1H), 2.00-1.88 (m, 2H), 1.80 (d, $J = 14.0$ Hz, 1H).
64		HCl	A	LC-MS m/z 184.3 (MH^+); $^1\text{H NMR}$ ($\text{DMSO}-d^6$): δ 8.04 (s, 3H), 7.36-7.34 (d, $J = 5.07$ Hz, 1H), 6.85-6.84 (d, $J = 5.07$ Hz, 1H), 4.76-4.74 (d, $J = 7.38$ Hz, 1H), 4.14-4.09 (m, 1H), 3.71-3.64 (m, 1H), 2.87-2.69 (m, 4H), 2.24-2.15 (m, 1H), 2.00-1.88 (m, 1H).
65		HCl	A	LC-MS m/z 207.3 (MH^+); $^1\text{H NMR}$ ($\text{DMSO}-d^6$): δ 14.65 (s, 2H), 9.12 (s, 1H), 7.50 (s, 1H), 7.40-7.38 (d, $J = 5.20$ Hz, 1H), 6.74-6.72 (d, $J = 5.20$ Hz, 1H), 5.95 (s, 1H), 4.03-3.85 (m, 2H), 2.98-2.84 (m, 2H).
66		HCl	CS; FME of separation of Compound 21 on OJ with 2.5% MEHD	$^1\text{H NMR}$ (CD_3OD): δ 7.26 (d, $J = 5.0$ Hz, 1H), 6.94 (d, $J = 5.0$ Hz, 1H), 4.00 (t, $J = 5.1$ Hz, 2H), 3.33-3.21 (m, 3H), 3.08 (apt, $J = 2.8$ Hz, 1H), 2.87 (t, $J = 5.1$ Hz, 2H), 2.18-2.11 (m, 1H), 2.04-1.97 (m, 2H), 1.84-1.80 (m, 1H).
67		HCl	CS; SME of separation of Compound 21 on OJ with 2.5% MEHD	$^1\text{H NMR}$ (CD_3OD): δ 7.26 (d, $J = 5.0$ Hz, 1H), 6.94 (d, $J = 5.0$ Hz, 1H), 4.00 (t, $J = 5.1$ Hz, 2H), 3.33-3.21 (m, 3H), 3.08 (apt, $J = 2.8$ Hz, 1H), 2.87 (t, $J = 5.1$ Hz, 2H), 2.18-2.11 (m, 1H), 2.04-1.97 (m, 2H), 1.84-1.80 (m, 1H).
68		HCl	G	$^1\text{H NMR}$ (CD_3OD): δ 6.40 (d, $J = 2.0$ Hz, 1H), 4.80 (dd, $J = 3.0, 5.5$ Hz, 1H), 4.27-4.22 (m, 1H), 3.89-3.83 (m, 1H), 3.37 (dd, $J = 3.0, 13.0$ Hz, 1H), 3.11 (dd, $J = 8.0, 13.0$ Hz, 1H), 2.93-2.85 (m, 1H), 2.61 (dd, $J = 2.0, 16.0$ Hz, 1H).

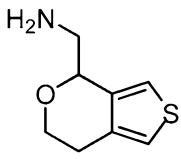
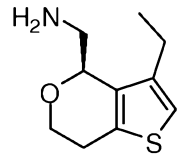
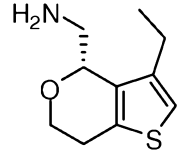
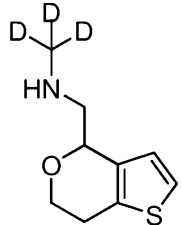
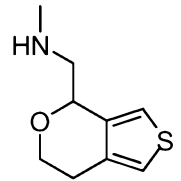
Compd. No.	Structure	Salt or FB*	Method of Preparation	Analytical Data
69		HCl	G	¹ H NMR (CD ₃ OD): δ 6.40 (d, J = 2.0 Hz, 1H), 4.86 (m, 1H), 4.28-4.23 (m, 1H), 3.90-3.84 (m, 1H), 3.45 (dd, J = 2.5, 13.0 Hz, 1H), 3.23 (dd, J = 8.5, 13.0 Hz, 1H), 2.93-2.85 (m, 1H), 2.73 (s, 3H), 2.63 (dd, J = 2.0, 6.0 Hz, 1H).
70		HCl	F	LC-MS m/z 238.3 (MH ⁺); ¹ H NMR (CD ₃ OD): δ 6.57 (s, 1H), 5.03-5.00 (d, J = 9.62 Hz, 1H), 4.30-4.23 (m, 1H), 3.89-3.55 (m, 4H), 3.46-3.38 (m, 1H), 3.28-3.08 (m, 2H), 2.99-2.89 (m, 1H), 2.75-2.70 (d, J = 16.44 Hz, 1H), 2.43 (s, 3H), 2.25-2.01 (m, 4H).
71		HCl	F	LC-MS m/z 252.3 (MH ⁺); ¹ H NMR (DMSO- <i>d</i> ⁶): δ 10.36 (s, 1H), 6.68 (s, 1H), 5.07-5.04 (d, J = 8.61 Hz, 1H), 4.15-4.08 (m, 1H), 3.82-3.66 (m, 2H), 3.57-3.55 (m, 2H), 3.40-3.30 (m, 1H), 3.17-3.01 (m, 2H), 2.86-2.68 (m, 4H), 2.00-1.88 (m, 4H), 1.23-1.18 (t, J = 7.49 Hz, 3H).
72		HCl	CS: FME of separation of Compound 17, on OJ with IHD 5	LC-MS (6 min method): broad peak at 0.23-0.67 minute, M ⁺ 224 @ 0.56 min.; ¹ H NMR (CD ₃ OD): δ 7.28 (d, J = 5.13 Hz, 1H), 6.94 (d, J = 5.13 Hz, 1H), 5.15-5.12 (m, 1H), 4.30-4.26 (m, 1H), 3.89-3.74 (m, 3H), 3.68-3.63 (m, 1H), 3.44 (dd, J = 9.90, 12.8 Hz, 1H), 3.34-3.29 (m, 1H), 3.19-3.12 (m, 1H), 3.04-2.99 (m, 1H), 2.84-2.79 (m, 1H), 2.24-2.03 (m, 4H).
73		HCl	CS: SME of separation of Compound 17, on OJ with IHD 5	LC-MS (6 minute method on lab 209 instrument): broad peak at 0.23-0.67 minute, M ⁺ 224 @ 0.56 min.; ¹ H NMR (CD ₃ OD): δ 7.28 (d, J = 5.13 Hz, 1H), 6.94 (d, J = 5.13 Hz, 1H), 5.15-5.12 (m, 1H), 4.30-4.26 (m, 1H), 3.89-3.74 (m, 3H), 3.68-3.63 (m, 1H), 3.44 (dd, J = 9.90, 12.8 Hz, 1H), 3.34-3.29 (m, 1H), 3.19-3.12 (m, 1H), 3.04-2.99 (m, 1H), 2.84-2.79 (m, 1H), 2.24-2.03 (m, 4H).

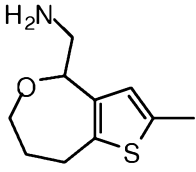
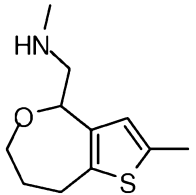
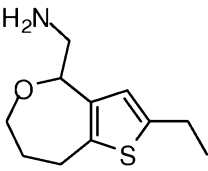
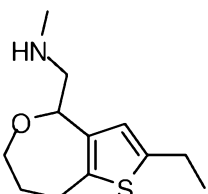
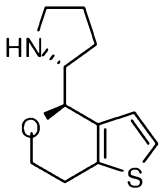
Compd. No.	Structure	Salt or FB*	Method of Preparation	Analytical Data
74		HCl	F	LC-MS (6 min method): 2.24 minute, M ⁺ 240 @ 2.25 min.; ¹ H NMR (CD ₃ OD): δ 7.30 (d, J = 5.13 Hz, 1H), 6.90 (d, J = 5.13 Hz, 1H), 5.24 (dd, J = 2.57, 10.3 Hz, 1H), 4.31-4.27 (m, 1H), 4.12-4.03 (m, 2H), 3.89-3.81 (m, 4H), 3.75 (dd, J = 2.93, 13.2 Hz, 1H), 3.70-3.66 (d, J = 13.2 Hz, 1H), 3.55 (d, J = 12.5 Hz, 1H), 3.41-3.35 (m, 1H), 3.26-3.22 (m, 1H), 3.06-2.98 (m, 1H), 2.86-2.82 (m, 1H).
75		HCl	CS; FME of SFC separation of Compound 10, using isocratic 18% [(25:75 MeOH:iPrOH (0.5% isopropylamine))] in CO ₂ on a RegisPack 5 μ and flow of 80 g/min	LC-MS (6 minute method): 1.6 min, M ⁺ 212 @ 1.71 min; ¹ H NMR (CD ₃ OD): δ 6.59 (s, 1H), 4.91 (d, J = 8.43 Hz, 1H), 4.27-4.22 (m, 1H), 3.84-3.78 (m, 1H), 3.50 (dd, J = 2.93, 12.8 Hz, 1H), 3.24-3.19 (m, 1H), 2.98-2.92 (m, 1H), 2.79 (q, 2H), 2.80-2.68 (m, 1H), 2.73 (s, 3H), 1.27 (t, 3H).
76		HCl	CS; SME of SFC separation of Compound 10, using isocratic 18% [(25:75 MeOH:iPrOH (0.5% isopropylamine))] in CO ₂ on a RegisPack 5 μ and flow of 80 g/min	LC-MS (6 minute method): 1.6 min, M ⁺ 212 @ 1.71 min; ¹ H NMR (CD ₃ OD): δ 6.59 (s, 1H), 4.91 (d, J = 8.43 Hz, 1H), 4.27-4.22 (m, 1H), 3.84-3.78 (m, 1H), 3.50 (dd, J = 2.93, 12.8 Hz, 1H), 3.24-3.19 (m, 1H), 2.98-2.92 (m, 1H), 2.79 (q, 2H), 2.80-2.68 (m, 1H), 2.73 (s, 3H), 1.27 (t, 3H).
77		HCl	C	¹ H NMR (CD ₃ OD): δ 7.10 (d, J = 5.5 Hz, 1H), 6.83 (d, J = 5.5 Hz, 1H), 4.73 (dd, J = 3.5, 10.0 Hz, 1H), 4.33 (dt, J = 5.0, 12.5 Hz, 1H), 3.92-3.85 (m, 1H), 3.52 (dd, J = 3.0, 13.0 Hz, 1H), 3.25-3.19 (m, 1H), 3.15-3.08 (m, 1H), 3.00-2.93 (m, 1H), 1.99-1.88 (m, 2H).

Compd. No.	Structure	Salt or FB*	Method of Preparation	Analytical Data
78		HCl	A	LC-MS m/z 198.3 (MH ⁺); ¹ H NMR (DMSO- <i>d</i> ⁶): δ 9.11 (br s, 1H), 8.59 (br s, 1H), 7.00 (s, 1H), 5.05-5.03 (d, J = 6.63 Hz, 1H), 4.04-3.96 (m, 1H), 3.87-3.80 (m, 1H), 3.28-3.21 (m, 2H), 2.83-2.74 (m, 2H), 2.61-2.59 (d, J = 1.68 Hz, 3H), 2.13 (s, 3H).
79		HCl	A	LC-MS m/z 212.3 (MH ⁺); ¹ H NMR (DMSO- <i>d</i> ⁶): δ 9.16 (br s, 1H), 8.58 (s, 1H), 7.02 (s, 1H), 5.07-5.05 (d, J = 8.07 Hz, 1H), 4.05-3.97 (m, 1H), 3.87-3.80 (m, 1H), 3.27-3.15 (m, 2H), 2.90-2.73 (m, 2H), 2.60 (s, 3H), 2.47-2.41 (m, 2H), 1.22-1.17 (t, J = 7.40 Hz, 3H).
80		HCl	A	LC-MS m/z 226.0 (MH ⁺); ¹ H NMR (DMSO- <i>d</i> ⁶): δ 8.99 (br s, 1H), 8.54 (br s, 1H), 7.02 (s, 1H), 5.04-5.01 (d, J = 8.85 Hz, 1H), 4.05-3.97 (m, 1H), 3.87-3.80 (m, 1H), 3.18 (s, 2H), 2.90-2.72 (m, 2H), 2.61 (s, 3H), 2.46-2.40 (t, J = 7.80 Hz, 2H), 1.67-1.55 (m, 2H), 0.97-0.92 (t, J = 7.31 Hz, 3H).
81		HCl	A	LC-MS m/z 260.3 (MH ⁺); ¹ H NMR (CD ₃ OD): δ 7.55-7.39 (m, 5H), 7.23 (s, 1H), 5.41-5.38 (m, 1H), 4.28-4.21 (m, 1H), 3.98-3.90 (m, 1H), 3.11-3.01 (m, 1H), 2.96-2.92 (m, 2H), 2.80-2.75 (dd, J ₁ = 3.3 Hz, J ₂ = 12.9 Hz, 1H), 2.47 (s, 3H).
82		HCl	A	LC-MS m/z 212.3 (MH ⁺); ¹ H NMR (DMSO- <i>d</i> ⁶): δ 9.10 (br s, 1H), 8.57 (br s, 1H), 4.98-4.95 (d, J = 8.28 Hz, 1H), 4.03-3.95 (m, 1H), 3.85-3.78 (m, 1H), 3.21-3.17 (m, 2H), 2.79-2.65 (m, 2H), 2.60 (s, 3H), 2.25 (s, 3H), 1.99 (s, 3H).

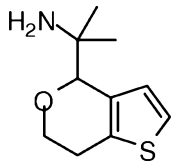
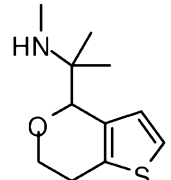
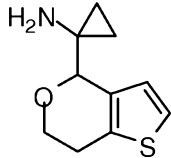
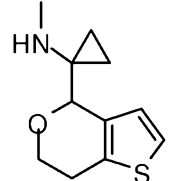
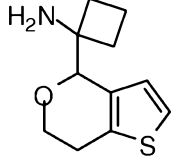
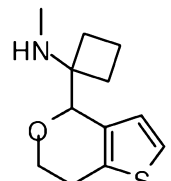
Compd. No.	Structure	Salt or FB*	Method of Preparation	Analytical Data
83		HCl	C	$^1\text{H NMR (CD}_3\text{OD): } \delta$ 7.10 (d, J = 5.0 Hz, 1H), 6.84 (d, J = 5.0 Hz, 1H), 4.82 (dd, J = 3.0, 10.5 Hz, 1H), 4.33 (dt, J = 4.5, 12.5 Hz, 1H), 3.93-3.86 (m, 1H), 3.59 (dd, J = 2.5, 12.5 Hz, 1H), 3.39-3.33 (m, 1H), 3.15-3.08 (m, 1H), 3.01-2.80 (m, 1H), 2.78 (s, 3H), 1.99-1.88 (m, 2H).
84		HCl	CS; FME of separation of Compound 63 on AS with IHD 10	$^1\text{H NMR (CD}_3\text{OD): } \delta$ 6.59 (s, 1H), 3.97 (t, J = 5.0 Hz, 2H), 3.33-3.24 (m, 3H), 3.05 (dt, J = 3.0, 13.0 Hz, 1H), 2.77 (t, J = 5.0 Hz, 2H), 2.41 (s, 3H), 2.16-2.08 (m, 1H), 2.00-1.88 (m, 2H), 1.80 (d, J = 14.0 Hz, 1H).
85		HCl	CS; SME of separation of Compound 63 on AS with IHD 10	$^1\text{H NMR (CD}_3\text{OD): } \delta$ 6.59 (s, 1H), 3.97 (t, J = 5.0 Hz, 2H), 3.33-3.24 (m, 3H), 3.05 (dt, J = 3.0, 13.0 Hz, 1H), 2.77 (t, J = 5.0 Hz, 2H), 2.41 (s, 3H), 2.16-2.08 (m, 1H), 2.00-1.88 (m, 2H), 1.80 (d, J = 14.0 Hz, 1H).
86		HCl	F	LC-MS (6 minute method): 1.85 min, M^+ 221 @ 1.83 min; $^1\text{H NMR (CD}_3\text{OD): } \delta$ 8.91 (s, 1H), 7.57 (s, 1H), 7.49 (s, 1H), 7.29 (d, J = 5.13 Hz, 1H), 7.09 (d, J = 5.50 Hz, 1H), 5.13-5.10 (m, 1H), 4.80 (dd, J = 2.57, 14.3 Hz, 1H), 4.60 (dd, J = 6.60, 14.3 Hz, 1H), 4.26-4.22 (m, 1H), 3.79-3.73 (m, 1H), 2.87-2.79 (m, 1H), 2.74-2.70 (m, 1H).
87		HCl	H	$^1\text{H NMR (CD}_3\text{OD): } \delta$ 4.64 (dd, J = 3.0, 9.5 Hz, 1H), 4.23 (dd, J = 3.5, 11.5 Hz, 1H), 4.16-4.08 (m, 2H), 3.87 (td, J = 1.5, 12.0 Hz, 1H), 3.82-3.78 (m, 2H), 3.68 (dd, J = 2.5, 13.0 Hz, 1H), 3.40 (dd, J = 9.5, 13.0 Hz, 1H), 3.30 (bs, 1H), 2.74 (d, J = 13.0 Hz, 1H), 2.29-2.20 (m, 4H), 1.96-1.89 (td, J = 5.0, 12.5 Hz, 1H).

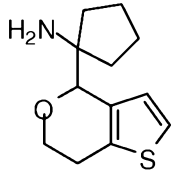
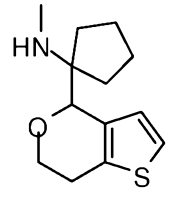
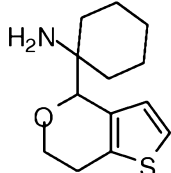
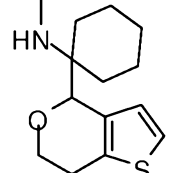
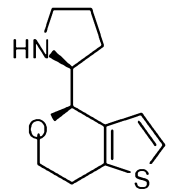
Compd. No.	Structure	Salt or FB*	Method of Preparation	Analytical Data
88		HCl	H	LC-MS (6 min method): 0.28 minute, M ⁺ 213 @ 0.33 min.; ¹ H NMR (CD ₃ OD): δ 4.61 (dd, J = 3.0, 10.0 Hz, 1H), 4.26-4.20 (m, 1H), 3.86 (td, J = 2.0, 12.5 Hz, 1H), 3.69 (s, 3H), 3.66 (d, J = 2.0 Hz, 1H), 3.57 (s, 3H), 3.45-3.35 (m, 1H), 3.13-2.97 (m, 1H), 2.74 (d, J = 13.0 Hz, 1H), 1.92 (td, J = 4.0, 13.0 Hz, 1H).
89		HCl	B	LC-MS (6 min method): 0.27-0.45 min, M ⁺ 184 @ 0.38 min; ¹ H NMR (CD ₃ OD): δ 7.36 (d, J = 4.76 Hz, 1H), 6.90 (d, J = 5.13 Hz, 1H), 5.16 (d, J = 8.06 Hz, 1H), 4.28-4.23 (m, 1H), 3.85-3.79 (m, 1H), 3.51-3.47 (m, 1H), 3.26-3.23 (m, 1H), 2.86-2.82 (m, 1H), 2.75 (s, 3H), 2.71-2.66 (m, 1H).
90		HCl	F	LC-MS (6 min method): 1.37 min, M ⁺ 226 @ 1.44 min; ¹ H NMR (CD ₃ OD): δ 6.60 (s, 1H), 4.94-4.91 (m, 1H), 4.26-4.21 (m, 1H), 3.84-3.78 (m, 1H), 3.50 (dd, J = 2.2, 12.8 Hz, 1H), 3.19-3.09 (m, 3H), 2.93-2.89 (m, 1H), 2.81-2.69 (m, 3H), 1.33 (t, 3H), 1.27 (t, 3H).
91		HCl	A	LC-MS m/z 224.3 (MH ⁺); ¹ H NMR (DMSO- <i>d</i> ⁶ + D ₂ O): δ 6.75 (s, 1H), 3.90-3.85 (m, 2H), 3.45-3.41 (m, 2H), 3.26-3.22 (m, 2H), 2.77-2.69 (m, 4H), 2.23-2.18 (m, 2H), 1.22-1.17 (t, J = 7.52 Hz, 3H).
92		HCl	A	LC-MS m/z 238.3 (MH ⁺); ¹ H NMR (DMSO- <i>d</i> ⁶): δ 9.04 (br s, 1H), 8.31 (s, 1H), 6.76 (s, 1H), 3.93-3.89 (t, J = 5.10 Hz, 2H), 3.25-3.15 (m, 3H), 2.93-2.90 (m, 1H), 2.81-2.70 (m, 4H), 1.94-1.80 (m, 3H), 1.69-1.67 (m, 1H), 1.24-1.19 (t, J = 7.52 Hz, 3H).

Compd. No.	Structure	Salt or FB*	Method of Preparation	Analytical Data
93		HCl	D	¹ H NMR (CD ₃ OD): δ 7.23 (d, J = 2.0 Hz, 1H), 7.14 (d, J = 2.5 Hz, 1H), 4.93 (d, J = 7.0 Hz, 1H), 4.24-4.19 (m, 1H), 3.71 (td, J = 4.0, 11.0 Hz, 1H), 3.52 (dd, J = 2.5, 13.0 Hz, 1H), 3.19 (dd, J = 7.5, 13.0 Hz, 1H), 2.96-2.87 (m, 1H), 2.81-2.75 (m, 1H).
94		HCl	CS; FME of separation of Compound 30, on AD column with MEHD 5	LC-MS (6 min method): 0.49-1.01 min, M ⁺ 198 @ 0.73 min; ¹ H NMR (DMSO- <i>d</i> ⁶): δ 8.06 (br s, 1H), 7.02 (s, 1H), 4.97-4.93 (dd, J ₁ = 3.5 Hz, J ₂ =9.1 Hz, 1H), 4.03-3.95 (m, 1H), 3.86-3.79 (m, 1H), 3.09 (br s, 2H), 2.84-2.73 (m, 2H), 2.47-2.37 (m, 2H), 1.21-1.17 (t, J = 7.41 Hz, 3H).
95		HCl	CS; SME of separation of Compound 30, on AD column with MEHD 5	LC-MS (6 min method): 0.49-1.01 min, M ⁺ 198 @ 0.73 min; ¹ H NMR (DMSO- <i>d</i> ⁶): δ 8.06 (br s, 1H), 7.02 (s, 1H), 4.97-4.93 (dd, J ₁ = 3.5 Hz, J ₂ =9.1 Hz, 1H), 4.03-3.95 (m, 1H), 3.86-3.79 (m, 1H), 3.09 (br s, 2H), 2.84-2.73 (m, 2H), 2.47-2.37 (m, 2H), 1.21-1.17 (t, J = 7.41 Hz, 3H).
96		HCl	K	LC-MS (6 min method): 0.37 min, M ⁺ 187 @ 0.35 min.; ¹ H NMR (CD ₃ OD): δ 7.27 (d, J = 5.13 Hz, 1H), 6.87 (d, J = 5.13 Hz, 1H), 4.98 (d, J = 8.43 Hz, 1H), 4.28-4.23 (m, 1H), 3.84-3.78 (m, 1H), 3.54-3.51 (m, 1H), 3.22 (dd, J = 8.43, 12.8 Hz, 1H), 3.03-2.95 (m, 1H), 2.80 (d, J = 16.1 Hz, 1H).
97		HCl	D	¹ H NMR (CD ₃ OD): δ 7.20 (d, J = 2.0 Hz, 1H), 7.13 (d, J = 2.5 Hz, 1H), 4.96 (d, J = 7.0 Hz, 1H), 4.23-4.19 (m, 1H), 3.70 (td, J = 4.0, 11.0 Hz, 1H), 3.49 (dd, J = 3.0, 13.0 Hz, 1H), 3.22 (dd, J = 8.5, 13.0 Hz, 1H), 2.936-2.86 (m, 1H), 2.81-2.75 (m, 1H), 2.69 (s, 3H).

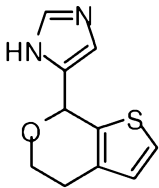
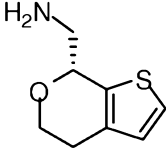

Compd. No.	Structure	Salt or FB*	Method of Preparation	Analytical Data
98		HCl	C	¹ H NMR (CD ₃ OD): δ 6.50 (s, 1H), 4.66 (dd, J = 2.5, 0.7 Hz, 1H), 4.30 (dt, J = 2.5, 1.2 Hz, 1H), 3.85 (ddd, J = 3.0, 2.5, 1.2 Hz, 1H), 3.46 (dd, J = 3.0, 0.7 Hz, 1H), 3.33-3.29 (m, 1H), 3.17 (dd, J = 3.0, 2.5 Hz, 1H), 3.00 (ddd, J = 4.0, 2.0, 0.7 Hz, 1H), 2.86 (ddd, J = 4.0, 2.0, 0.7 Hz, 1H), 2.37 (s, 3H), 1.96-1.86 (m, 2H).
99		HCl	C	¹ H NMR (CD ₃ OD): δ 6.51 (s, 1H), 4.74 (dd, J = 2.5, 0.8 Hz, 1H), 4.30 (dt, J = 3.0, 1.5 Hz, 1H), 3.86 (ddd, J = 3.0, 2.0, 1.0 Hz, 1H), 3.53 (dd, J = 3.0, 1.0 Hz, 1H), 3.01 (ddd, J = 4.0, 2.0, 1.0 Hz, 1H), 2.87 (ddd, J = 4.0, 2.0, 1.0 Hz, 1H), 2.76 (s, 3H), 2.37 (s, 3H), 1.98-1.85 (m, 2H).
100		HCl	C	¹ H NMR (CD ₃ OD): δ 6.53 (s, 1H), 4.66 (dd, J = 2.5, 0.7 Hz, 1H), 4.30 (dt, J = 3.0, 1.2 Hz, 1H), 3.85 (ddd, J = 3.2, 2.7, 1.2 Hz, 1H), 3.48 (dd, J = 3.2, 0.7 Hz, 1H), 3.17 (dd, J = 3.2, 2.7 Hz, 1H), 3.03 (ddd, J = 4.0, 2.0, 1.0 Hz, 1H), 2.88 (ddd, J = 4.0, 2.0, 1.0 Hz, 1H), 2.74 (q, J = 1.9 Hz, 2H), 1.96-1.88 (m, 2H), 1.24 (t, J = 3H).
101		HCl	C	¹ H NMR (CD ₃ OD): δ 6.54 (s, 1H), 4.75 (dd, J = 2.5, 0.7 Hz, 1H), 4.31 (dt, J = 3.0, 1.2 Hz, 1H), 3.86 (ddd, J = 3.2, 2.2, 1.0 Hz, 1H), 3.55 (dd, J = 3.0, 0.7 Hz, 1H), 3.34-3.28 (m, 1H), 3.02 (ddd, J = 4.0, 2.0, 1.0 Hz, 1H), 2.89 (ddd, J = 4.0, 2.0, 1.0 Hz, 1H), 2.77 (s, 3H), 2.74 (q, J = 1.9 Hz, 2H), 1.98-1.86 (m, 2H), 1.25 (t, J = 1.9 Hz, 3H).
102		HCl	N	LC-MS: m/z 210 (MH ⁺); ¹ H NMR (DMSO- <i>d</i> ₆): δ 10.05 (s, 1H), 8.79 (s, 1H), 7.41-7.39 (d, J = 5.19 Hz, 1H), 6.99-6.98 (d, J = 5.22 Hz, 1H), 5.06-5.05 (d, J = 2.10 Hz, 1H), 4.28-4.17 (m, 2H), 3.75-3.67 (m, 1H), 3.22-3.05 (m, 2H), 2.96-2.90 (m, 1H), 2.79-2.73 (m, 1H), 1.91-1.74 (m, 2H), 1.65-1.55 (m, 2H).

Compd. No.	Structure	Salt or FB*	Method of Preparation	Analytical Data
103		HCl	N	LC-MS: m/z 210 (MH ⁺); ¹ H NMR (DMSO- <i>d</i> ₆): δ 9.69 (s, 1H), 8.51 (s, 1H), 7.41-7.40 (d, <i>J</i> = 4.50 Hz, 1H), 6.97-6.96 (d, <i>J</i> = 4.20 Hz, 1H), 4.89-4.88 (d, <i>J</i> = 4.20 Hz, 1H), 4.19-4.15 (m, 1H), 3.92-3.90 (m, 1H), 3.76 (s, 1H), 3.10-2.95 (m, 3H), 2.80-2.75 (m, 1H), 2.14-1.84 (m, 4H).
104		HCl	N	LC-MS: m/z 184 (MH ⁺); ¹ H NMR (DMSO- <i>d</i> ₆): δ 8.39 (s, 3H), 7.40-7.38 (d, <i>J</i> = 5.16 Hz, 1H), 6.99-6.98 (d, <i>J</i> = 5.22 Hz, 1H), 4.99-4.98 (d, <i>J</i> = 1.78 Hz, 1H), 4.27-4.22 (dd, <i>J</i> = 11.24 Hz, 5.12 Hz, 1H), 3.82 (s, 1H), 3.70-3.62 (m, 1H), 2.98-2.87 (m, 1H), 2.77-2.71 (m, 1H), 0.91-0.89 (d, <i>J</i> = 6.69 Hz, 3H).
105		HCl	N	LC-MS: m/z 184 (MH ⁺); ¹ H NMR (DMSO- <i>d</i> ₆): δ 7.84 (s, 3H), 7.41-7.40 (d, <i>J</i> = 5.10 Hz, 1H), 7.00-6.98 (d, <i>J</i> = 5.10 Hz, 1H), 4.71-4.70 (d, <i>J</i> = 2.11 Hz, 1H), 4.20-4.13 (m, 1H), 3.77-3.69 (m, 2H), 2.95-2.76 (m, 2H), 1.36-1.34 (d, <i>J</i> = 6.6 Hz, 3H).
106		HCl	N	LC-MS: m/z 212 (MH ⁺); ¹ H NMR (DMSO- <i>d</i> ₆): δ 7.59 (s, 3H), 7.43-7.41 (d, <i>J</i> = 5.40 Hz, 1H), 7.01-6.99 (d, <i>J</i> = 5.10 Hz, 1H), 4.95 (s, 1H), 4.24-4.18 (m, 1H), 3.77-3.68 (m, 1H), 2.95-2.91 (m, 1H), 2.77-2.72 (m, 1H), 2.12-2.05 (m, 1H), 1.06-1.03 (m, 6H).
107		HCl	N	LC-MS: m/z 212 (MH ⁺); ¹ H NMR (CD ₃ OD): δ 7.33-7.31 (d, <i>J</i> = 5.40 Hz, 1H), 6.93-6.91 (d, <i>J</i> = 7.56 Hz, 1H), 5.08-5.06 (m, 1H), 4.39-4.33 (m, 1H), 3.76-3.67 (m, 1H), 3.53-3.51 (m, 1H), 3.10-3.07 (m, 1H), 2.81-2.75 (m, 1H), 2.08-2.01 (m, 1H), 1.04-0.97 (m, 6H).

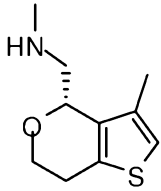
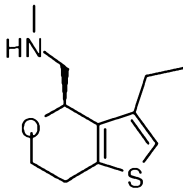
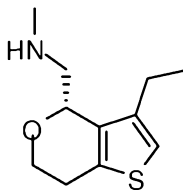
Compd. No.	Structure	Salt or FB*	Method of Preparation	Analytical Data
108		HCl	O	LC-MS: m/z 198 (MH ⁺); ¹ H NMR (DMSO- <i>d</i> ₆): δ 8.16 (s, 3H), 7.41-7.40 (d, <i>J</i> = 5.28 Hz, 1H), 6.98-6.97 (d, <i>J</i> = 5.22 Hz, 1H), 4.80 (s, 1H), 4.25-4.20 (m, 1H), 3.58-3.50 (dd, <i>J</i> = 10.85 Hz, 3.20 Hz, 1H), 2.96-2.74 (m, 2H), 1.48 (s, 3H), 1.01 (s, 3H).
109		HCl	O	LC-MS: m/z 212 (MH ⁺); ¹ H NMR (CD ₃ OD): δ 7.34-7.32 (dd, <i>J</i> = 5.03 Hz, 5.03 Hz, 1H), 6.98-6.96 (d, <i>J</i> = 5.34 Hz, 1H), 4.98-4.97 (m, 1H), 4.38-4.32 (m, 1H), 3.71-3.62 (td, <i>J</i> = 11.13 Hz, 2.94 Hz, 1H), 3.03-2.97 (m, 1H), 2.84-2.78 (m, 1H), 2.69 (s, 3H), 1.59 (s, 3H), 1.14 (s, 3H).
110		HCl	O	LC-MS: m/z 196 (MH ⁺); ¹ H NMR (DMSO- <i>d</i> ₆): δ 8.25-8.21 (brs, 3H), 7.40-7.39 (d, <i>J</i> = 5.10 Hz, 1H), 7.25-7.23 (d, <i>J</i> = 5.40 Hz, 1H), 4.10-4.03 (m, 2H), 3.90-3.82 (m, 1H), 2.93-2.73 (m, 2H), 2.29-2.21 (m, 2H), 2.18-2.02 (m, 2H).
111		HCl	O	LC-MS: m/z 210 (MH ⁺); ¹ H NMR (DMSO- <i>d</i> ₆): δ 9.03 (s, 2H), 7.41-7.40 (d, <i>J</i> = 4.51 Hz, 1H), 7.22-7.20 (d, <i>J</i> = 3.92 Hz, 1H), 4.13-4.04 (m, 2H), 3.86-3.79 (m, 1H), 2.96-2.91 (m, 1H), 2.78-2.73 (m, 1H), 2.31 (s, 3H), 2.26-2.01 (m, 4H).
112		HCl	O	LC-MS: m/z 210 (MH ⁺); ¹ H NMR (DMSO- <i>d</i> ₆): δ 7.86 (s, 3H), 7.37-7.36 (d, <i>J</i> = 5.10 Hz, 1H), 7.05-7.04 (d, <i>J</i> = 5.31 Hz, 1H), 4.10-4.05 (dd, <i>J</i> = 11.49 Hz, 4.71 Hz, 1H), 3.81-3.71 (m, 2H), 2.98-2.87 (m, 1H), 2.89-2.87 (m, 1H), 2.17-2.10 (m, 2H), 1.88-1.82 (m, 4H).
113		HCl	O	LC-MS: m/z 224 (MH ⁺); ¹ H NMR (DMSO- <i>d</i> ₆): δ 9.20 (s, 1H), 8.17 (s, 1H), 7.40-7.38 (d, <i>J</i> = 5.1 Hz, 1H), 7.06-7.05 (d, <i>J</i> = 5.4 Hz, 1H), 4.13-4.07 (m, 1H), 3.84-3.70 (m, 2H), 3.02-2.89 (m, 1H), 2.77-2.71 (m, 1H), 2.26-2.16 (m, 5H), 1.89-1.80 (m, 4H).

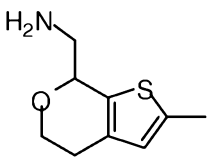
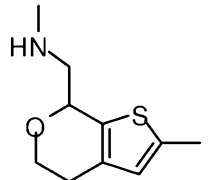
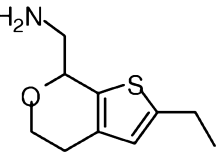
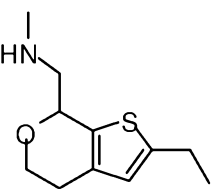
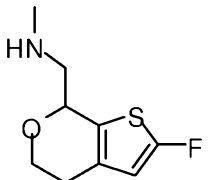
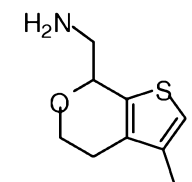
Compd. No.	Structure	Salt or FB*	Method of Preparation	Analytical Data
114		HCl	O	LC-MS: m/z 224 (MH ⁺); ¹ H NMR (DMSO- <i>d</i> ₆): δ 7.85 (s, 3H), 7.41-7.39 (d, <i>J</i> = 4.82 Hz, 1H), 7.00-6.98 (d, <i>J</i> = 4.83 Hz, 1H), 4.85 (s, 1H), 4.23-4.17 (m, 1H), 3.61-3.54 (t, <i>J</i> = 10.24 Hz, 1H), 3.01-2.92 (m, 1H), 2.79-2.74 (m, 1H), 2.17-2.12 (m, 1H), 1.87-1.77 (m, 5H), 1.54 (s, 2H).
115		HCl	O	LC-MS: m/z 238 (MH ⁺); ¹ H NMR (DMSO- <i>d</i> ₆): δ 8.66 (s, 2H), 7.41-7.40 (d, <i>J</i> = 3.95 Hz, 1H), 7.00-9.99 (d, <i>J</i> = 3.96 Hz, 1H), 5.03 (s, 1H), 4.20-4.17 (m, 1H), 3.62-3.55 (m, 1H), 2.93-2.82 (m, 1H), 2.76-2.74 (m, 1H), 2.50 (s, 3H), 2.20-2.15 (m, 1H), 1.96-1.89 (m, 1H), 1.74-1.61 (m, 4H), 1.49-1.38 (m, 2H).
116		HCl	O	LC-MS: m/z 238 (MH ⁺); ¹ H NMR (DMSO- <i>d</i> ₆): δ 7.73 (s, 3H), 7.43-7.41 (d, <i>J</i> = 4.84 Hz, 1H), 6.97-6.95 (d, <i>J</i> = 4.85 Hz, 1H), 4.94 (s, 1H), 4.22-4.19 (m, 1H), 3.57-3.51 (m, 1H), 2.98-2.90 (m, 1H), 2.78-2.74 (m, 1H), 1.94-1.91 (m, 1H), 1.77-1.42 (m, 8H), 1.26 (s, 1H).
117		HCl	O	LC-MS: m/z 252 (MH ⁺); ¹ H NMR (DMSO- <i>d</i> ₆): δ 8.47 (s, 1H), 8.36 (s, 1H), 7.45-7.44 (d, <i>J</i> = 4.88 Hz, 1H), 6.99-6.97 (d, <i>J</i> = 1.86 Hz, 1H), 5.05 (s, 1H), 4.24-4.19 (m, 1H), 3.58-3.51 (m, 1H), 2.97-2.90 (m, 1H), 2.80-2.75 (m, 1H), 2.34 (s, 3H), 1.95-1.32 (m, 10H).
118		HCl	N	LC-MS: m/z 210 (MH ⁺); ¹ H NMR (DMSO- <i>d</i> ₆): δ 9.48-9.47 (d, <i>J</i> = 2.07 Hz, 1H), 8.40-8.39 (d, <i>J</i> = 3.54 Hz, 1H), 7.42-7.40 (d, <i>J</i> = 3.54 Hz, 1H), 6.98-6.96 (d, <i>J</i> = 5.22 Hz, 1H), 4.89-4.87 (d, <i>J</i> = 5.31 Hz, 1H), 4.22-4.15 (m, 1H), 3.95-3.89 (m, 1H), 3.80-3.72 (m, 1H), 3.13-3.06 (m, 2H), 2.97-2.75 (m, 1H), 2.50-2.49 (m, 1H), 2.13-1.84 (m, 4H).

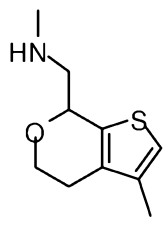
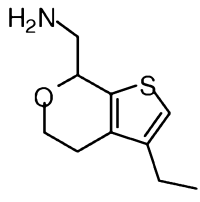
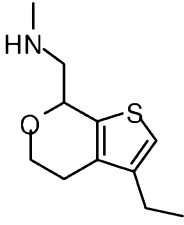

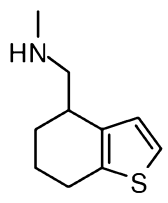
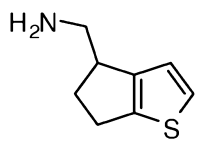
Compd. No.	Structure	Salt or FB*	Method of Preparation	Analytical Data
119		HCl	N	LC-MS: m/z 210 (MH ⁺); ¹ H NMR (DMSO- <i>d</i> ₆): δ 9.94 (s, 1H), 8.76-8.75 (d, <i>J</i> = 4.20 Hz, 1H), 7.41-7.39 (d, <i>J</i> = 5.19 Hz, 1H), 6.99-6.98 (d, <i>J</i> = 5.22 Hz, 1H), 5.05-5.04 (d, <i>J</i> = 2.07 Hz, 1H), 4.28-4.15 (m, 2H), 3.75-3.70 (m, 1H), 3.20-3.10 (m, 2H), 2.96-2.92 (m, 1H), 2.79-2.73 (m, 1H), 1.90-1.56 (m, 4H).
120		HCl	P	LC-MS: m/z 202 (MH ⁺); ¹ H NMR (DMSO- <i>d</i> ₆): δ 8.19 (s, 3H), 4.89-4.86 (d, <i>J</i> = 7.25 Hz, 1H), 4.06-4.00 (m, 1H), 3.98-3.79 (m, 1H), 3.16-3.06 (m, 2H), 2.76-2.62 (m, 2H), 1.99-1.98 (d, <i>J</i> = 2.14 Hz, 3H).
121		HCl	P	LC-MS: m/z 216 (MH ⁺); ¹ H NMR (DMSO- <i>d</i> ₆): δ 9.25 (s, 1H), 8.67 (s, 1H), 5.00-4.97 (d, <i>J</i> = 8.10 Hz, 1H), 4.08-4.00 (m, 1H), 3.88-3.79 (m, 1H), 3.41-3.14 (m, 2H), 2.77-2.65 (m, 5H), 2.01-2.00 (d, <i>J</i> = 2.10 Hz, 3H).
122		HCl	P	LC-MS: m/z 216 (MH ⁺); ¹ H NMR (CD ₃ OD): δ 4.91-4.85 (m, 1H), 4.20-4.12 (m, 1H), 3.91-3.84 (m, 1H), 3.29-3.17 (m, 2H), 2.79-2.72 (m, 2H), 2.57-2.43 (m, 2H), 1.22-1.15 (m, 3H).
123		HCl	P	LC-MS: m/z 230 (MH ⁺); ¹ H NMR (CD ₃ OD): δ 4.98-4.94 (m, 1H), 4.22-4.14 (m, 1H), 3.92-3.84 (m, 1H), 3.36-3.33 (m, 2H), 2.80-2.69 (m, 5H), 2.62-2.51 (m, 1H), 2.50-2.35 (m, 1H), 1.22-1.17 (t, <i>J</i> = 7.55 Hz, 3H).
124		HCl	D	¹ H NMR (CD ₃ OD): δ 7.20 (d, <i>J</i> = 2.0 Hz, 1H), 7.13 (d, <i>J</i> = 2.5 Hz, 1H), 4.96 (d, <i>J</i> = 7.0 Hz, 1H), 4.23-4.19 (m, 1H), 3.70 (td, <i>J</i> = 4.0, 11.0 Hz, 1H), 3.49 (dd, <i>J</i> = 3.0, 13.0 Hz, 1H), 3.22 (dd, <i>J</i> = 8.5, 13.0 Hz, 1H), 2.94-2.86 (m, 1H), 2.81-2.75 (m, 1H) 2.69 (s, 3H).

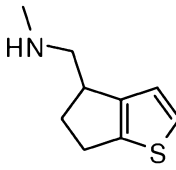
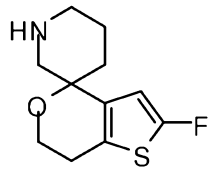
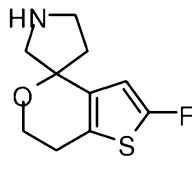
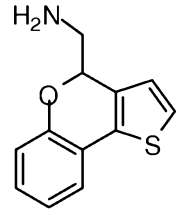
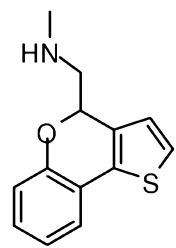
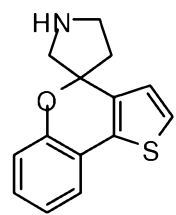
Compd. No.	Structure	Salt or FB*	Method of Preparation	Analytical Data
125		HCl	A	LC-MS (6 minute method): 1.17 min, M ⁺ 207 @ 1.1 min; ¹ H NMR (CD ₃ OD-d ⁴): δ 7.61 (s, 1H), 7.16 (d, J = 4.76 Hz, 1H), 7.03 (s, 1H), 6.81 (d, J = 5.13 Hz, 1H), 5.94 (s, 1H), 4.16-4.12 (m, 1H), 3.93-3.86 (m, 1H), 2.87-2.80 (m, 1H), 2.74-2.68 (m, 1H).
126		HCl	CS; FME from SFC separation of Compound 36, using isocratic 15% Methanol in CO ₂ on a 4.6 x 100 mm LUX Cellulose 2 from Phenomenex and flow of 4 mL/min	¹ H NMR (CD ₃ OD): δ 7.34 (d, J = 5.13 Hz, 1H), 6.89 (d, J = 5.13 Hz, 1H), 5.06 (s, 1H), 4.25-4.22 (m, 1H), 3.83-3.77 (m, 1H), 3.38 (d, J = 13.2 Hz, 1H), 3.16-3.12 (m, 1H), 2.85-2.83 (m, 1H), 2.68-2.65 (m, 1H).
127		HCl	CS; SME from SFC separation of Compound 36, using isocratic 15% Methanol in CO ₂ on a 4.6 x 100 mm LUX Cellulose 2 from Phenomenex and flow of 4 mL/min	¹ H NMR (CD ₃ OD): δ 7.34 (d, J = 5.13 Hz, 1H), 6.89 (d, J = 5.13 Hz, 1H), 5.06 (s, 1H), 4.25-4.22 (m, 1H), 3.83-3.77 (m, 1H), 3.38 (d, J = 13.2 Hz, 1H), 3.16-3.12 (m, 1H), 2.85-2.83 (m, 1H), 2.68-2.65 (m, 1H).

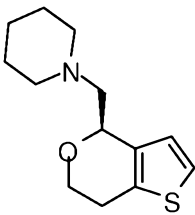
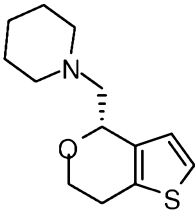
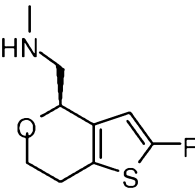
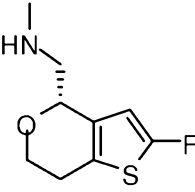
Compd. No.	Structure	Salt or FB*	Method of Preparation	Analytical Data
128		HCl	CS; FME from SFC separation of Boc-protected Compound 89, using isocratic 15% isopropanol in CO ₂ on a 4.6 x 100 mm LUX Cellulose 2 from Phenomenex and flow of 80 g/min	¹ H NMR (CD ₃ OD): δ 7.36 (d, J = 5.13 Hz, 1H), 6.89 (d, J = 4.76 Hz, 1H), 5.14-5.11 (m, 1H), 4.27-4.22 (m, 1H), 3.84-3.77 (m, 1H), 3.49-3.45 (m, 1H), 3.26-3.23 (m, 1H), 2.89-2.81 (m, 1H), 2.73 (s, 3H), 2.70-2.64 (m, 1H).
129		HCl	CS; SME from SFC separation of Boc-protected Compound 89, using isocratic 15% isopropanol in CO ₂ on a 4.6 x 100 mm LUX Cellulose 2 from Phenomenex and flow of 80 g/min	¹ H NMR (CD ₃ OD): δ 7.36 (d, J = 5.13 Hz, 1H), 6.89 (d, J = 4.76 Hz, 1H), 5.14-5.11 (m, 1H), 4.27-4.22 (m, 1H), 3.84-3.77 (m, 1H), 3.49-3.45 (m, 1H), 3.26-3.23 (m, 1H), 2.89-2.81 (m, 1H), 2.73 (s, 3H), 2.70-2.64 (m, 1H).
130		HCl	CS; FME from SFC separation of Boc-protected Compound 78, using isocratic 43% (hexane: isopropanol 99:1) in CO ₂ on a 4.6 x 100 mm Whelk-O1 from Regis and flow of 80 g/min	¹ H NMR (DMSO- <i>d</i> ⁶): δ 9.11 (br s, 1H), 8.59 (br s, 1H), 7.00 (s, 1H), 5.05-5.03 (d, J = 6.63 Hz, 1H), 4.04-3.96 (m, 1H), 3.87-3.80 (m, 1H), 3.28-3.21 (m, 2H), 2.83-2.74 (m, 2H), 2.61-2.59 (d, J = 1.68 Hz, 3H), 2.13 (s, 3H).

Compd. No.	Structure	Salt or FB*	Method of Preparation	Analytical Data
131		HCl	CS; SME from SFC separation of Boc-protected Compound 78, using isocratic 43% (hexane: isopropanol 99:1) in CO ₂ on a 4.6 x 100 mm Whelk-O1 from Regis and flow of 80 g/min	¹ H NMR (DMSO- <i>d</i> ⁶): δ 9.11 (br s, 1H), 8.59 (br s, 1H), 7.00 (s, 1H), 5.05-5.03 (d, J = 6.63 Hz, 1H), 4.04-3.96 (m, 1H), 3.87-3.80 (m, 1H), 3.28-3.21 (m, 2H), 2.83-2.74 (m, 2H), 2.61-2.59 (d, J = 1.68 Hz, 3H), 2.13 (s, 3H).
132		HCl	CS; FME from SFC separation of Compound 79, using isocratic 10% Hexane: Isopropanol (1:1) in CO ₂ on a 4.6 x 100 mm LUX Cellulose 2 from Phenomenex and flow of 4 mL/min	¹ H NMR (DMSO- <i>d</i> ⁶): δ 9.16 (br s, 1H), 8.58 (s, 1H), 7.02 (s, 1H), 5.07-5.05 (d, J = 8.07 Hz, 1H), 4.05-3.97 (m, 1H), 3.87-3.80 (m, 1H), 3.27-3.15 (m, 2H), 2.90-2.73 (m, 2H), 2.60 (s, 3H), 2.47-2.41 (m, 2H), 1.22-1.17 (t, J = 7.40 Hz, 3H).
133		HCl	CS; SME from SFC separation of Compound 79, using isocratic 10% Hexane: Isopropanol (1:1) in CO ₂ on a 4.6 x 100 mm LUX Cellulose 2 from Phenomenex and flow of 4 mL/min	¹ H NMR (DMSO- <i>d</i> ⁶): δ 9.16 (br s, 1H), 8.58 (s, 1H), 7.02 (s, 1H), 5.07-5.05 (d, J = 8.07 Hz, 1H), 4.05-3.97 (m, 1H), 3.87-3.80 (m, 1H), 3.27-3.15 (m, 2H), 2.90-2.73 (m, 2H), 2.60 (s, 3H), 2.47-2.41 (m, 2H), 1.22-1.17 (t, J = 7.40 Hz, 3H).

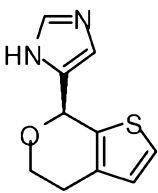
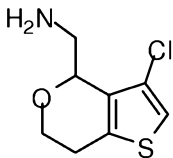
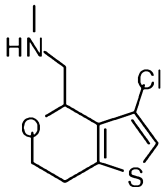
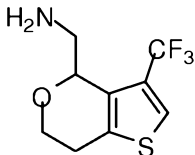
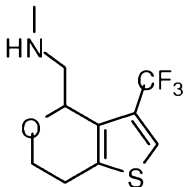
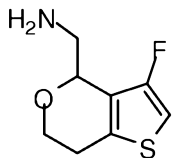
Compd. No.	Structure	Salt or FB*	Method of Preparation	Analytical Data
134		HCl	B	LC-MS: m/z 184 (MH ⁺); ¹ H NMR (DMSO- <i>d</i> ₆): δ 8.15 (s, 3H), 6.61 (s, 1H), 4.98-4.96 (d, <i>J</i> = 8.10 Hz, 1H), 4.12-4.03 (m, 1H), 3.77-3.66 (m, 1H), 3.23-3.14 (m, 1H), 2.98 (s, 1H), 2.85-2.62 (m, 2H), 2.40 (s, 3H).
135		HCl	B	LC-MS: m/z 198 (MH ⁺); ¹ H NMR (DMSO- <i>d</i> ₆): δ 9.17 (s, 1H), 8.75 (s, 1H), 6.62-6.61 (s, <i>J</i> = 0.95 Hz, 1H), 4.13-4.06 (m, 1H), 5.09-5.06 (d, <i>J</i> = 9.06 Hz, 1H), 3.78-3.70 (m, 1H), 3.30-3.08 (m, 2H), 2.69-2.52 (m, 5H), 2.40 (s, 3H).
136		HCl	B	LC-MS: m/z 198 (MH ⁺); ¹ H NMR (DMSO- <i>d</i> ₆): δ 8.23 (s, 3H), 6.65 (s, 1H), 5.00-4.97 (d, <i>J</i> = 7.85 Hz, 1H), 4.13-4.06 (m, 1H), 3.77-3.69 (m, 1H), 3.16-3.11 (m, 1H), 3.03-2.93 (m, 1H), 2.79-2.70 (m, 2H), 2.67-2.58 (m, 2H), 1.23-1.18 (t, <i>J</i> = 7.50 Hz, 3H).
137		HCl	B	LC-MS: m/z 212 (MH ⁺); ¹ H NMR (DMSO- <i>d</i> ₆ +D ₂ O): δ 6.64 (s, 1H), 5.02-5.00 (d, <i>J</i> = 7.82 Hz, 1H), 4.10-4.05 (m, 1H), 3.77-3.69 (m, 1H), 3.31-3.26 (m, 1H), 3.18-3.11 (m, 1H), 2.78-2.70 (m, 2H), 2.66-2.63 (m, 5H), 1.21-1.16 (t, <i>J</i> = 7.56 Hz, 3H).
138		HCl	B	LC-MS: m/z 202 (MH ⁺); ¹ H NMR (DMSO- <i>d</i> ₆): δ 9.31-9.29 (d, <i>J</i> = 6.24 Hz, 1H), 8.85 (s, 1H), 6.59 (s, 1H), 5.06-5.03 (d, <i>J</i> = 8.79 Hz, 1H), 4.13-4.09 (m, 1H), 3.81-3.79 (m, 1H), 3.25-3.20 (m, 2H), 2.72-2.57 (m, 5H).
139		HCl	B	LC-MS: m/z 184 (MH ⁺); ¹ H NMR (DMSO- <i>d</i> ₆): δ 8.06 (s, 3H), 7.10 (s, 1H), 5.02-4.99 (d, <i>J</i> = 8.93 Hz, 1H), 4.19-1.13 (m, 1H), 3.80-3.72 (m, 1H), 3.22-3.14 (m, 1H), 2.99-2.89 (m, 1H), 2.65-2.60 (m, 2H), 2.05 (s, 3H).

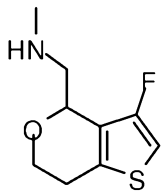
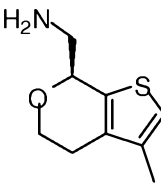
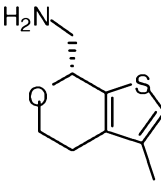
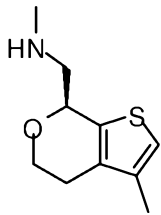
Compd. No.	Structure	Salt or FB*	Method of Preparation	Analytical Data
140		HCl	B	LC-MS: m/z 198 (MH ⁺); ¹ H NMR (DMSO- <i>d</i> ₆): δ 8.87 (s, 2H), 7.11 (s, 1H), 5.11-5.08 (d, <i>J</i> = 9.64 Hz, 1H), 4.02-4.13 (m, 1H), 3.82-3.74 (m, 1H), 3.35 (s, 1H), 3.20-3.12 (m, 1H), 2.60-2.50 (m, 5H), 2.09 (s, 3H).
141		HCl	B	LC-MS: m/z 198 (MH ⁺); ¹ H NMR (DMSO- <i>d</i> ₆): δ 8.21 (s, 3H), 7.10 (s, 1H), 5.03-5.00 (d, <i>J</i> = 8.15 Hz, 1H), 4.18-4.12 (m, 1H), 3.80-3.72 (m, 1H), 3.20-3.18 (m, 1H), 2.99 (s, 1H), 2.68-2.60 (m, 3H), 2.45-2.43 (m, 1H), 1.18-1.14 (t, <i>J</i> = 7.59 Hz, 3H).
142		HCl	B	LC-MS: m/z 212 (MH ⁺); ¹ H NMR (DMSO- <i>d</i> ₆ +D ₂ O): δ 7.08 (s, 1H), 5.05 (d, <i>J</i> = 10 Hz, 1H), 4.21-4.11 (m, 1H), 3.80-3.65 (m, 2H), 3.35-3.12 (m, 2H), 2.67-2.35 (m, 6H), 1.19-1.14 (t, <i>J</i> = 7.49 Hz, 3H).
143		HCl	Z	¹ H NMR (CD ₃ OD): δ 7.20 (d, <i>J</i> = 1.5 Hz, 1H), 6.90 (d, <i>J</i> = 1.5 Hz, 1H), 3.33-3.30 (m, 1H), 3.08 (m, 1H), 2.99 (dd, <i>J</i> = 2.5, 3.0 Hz, 1H), 2.80 (apt, <i>J</i> = 1.5 Hz, 2H), 2.02-1.87 (m, 2H), 1.85-1.81 (m, 1H), 1.71-1.64 (m, 1H).
144		HCl	Z	¹ H NMR (CD ₃ OD): δ 7.21 (d, <i>J</i> = 1.5 Hz, 1H), 6.92 (d, <i>J</i> = 1.5 Hz, 1H), 3.36 (dd, <i>J</i> = 3.0, 1.0 Hz, 1H), 3.14 (m, 1H), 3.09 (dd, <i>J</i> = 3.0, 2.5 Hz, 1H), 2.80 (apt, <i>J</i> = 1.5 Hz, 2H), 2.75 (s, 3H), 2.03-1.95 (m, 2H), 1.88-1.81 (m, 1H), 1.72-1.65 (m, 1H).
145		HCl	Q	LC-MS: m/z 154 (MH ⁺); ¹ H NMR (DMSO- <i>d</i> ₆): δ 8.10-7.98 (d, <i>J</i> = 9.68 Hz, 2H), 7.39-7.38 (d, <i>J</i> = 3.95 Hz, 1H), 6.98-6.96 (d, <i>J</i> = 5.10 Hz, 1H), 3.35-3.30 (m, 1H), 3.16-3.11 (m, 1H), 2.97-2.79 (m, 3H), 2.70-2.61 (m, 1H), 2.27-2.22 (m, 1H).

Compd. No.	Structure	Salt or FB*	Method of Preparation	Analytical Data
146		HCl	Q	LC-MS: m/z 168 (MH ⁺); ¹ H NMR (CD ₃ OD): δ 7.33-7.31 (d, <i>J</i> = 4.20 Hz, 1H), 6.91-6.90 (d, <i>J</i> = 4.52 Hz, 1H), 3.49-3.32 (m, 2H), 3.11-2.80 (m, 4H), 2.76 (s, 3H), 2.35-2.24 (m, 1H).
147		HCl	R	LC-MS: m/z 228 (MH ⁺); ¹ H NMR (DMSO- <i>d</i> ₆): δ 9.56-9.53 (d, <i>J</i> = 7.21 Hz, 1H), 8.38-8.29 (m, 1H), 6.76-6.75 (d, <i>J</i> = 2.46 Hz, 1H), 3.96-3.92 (t, <i>J</i> = 5.45 Hz, 2H), 3.33-3.13 (m, 3H), 2.87-2.81 (m, 1H), 2.74-2.62 (m, 2H), 1.93-1.83 (m, 3H), 1.72-1.67 (m, 1H).
148		HCl	R	LC-MS: m/z 214 (MH ⁺); ¹ H NMR (CD ₃ OD): δ 9.90 (s, 1H), 9.40 (s, 1H), 6.80-6.79 (d, <i>J</i> = 2.42 Hz, 1H), 3.98-3.86 (t, <i>J</i> = 5.51 Hz, 2H), 3.44-3.39 (m, 2H), 2.30-3.21 (m, 2H), 2.71-2.67 (t, <i>J</i> = 5.01 Hz, 2H), 2.26-2.21 (m, 2H).
149		HCl	T	LC-MS: m/z 218 (MH ⁺); ¹ H NMR (D ₂ O): δ 7.35-7.30 (m, 2H), 7.16-7.11 (m, 1H), 6.97-6.87 (m, 3H), 5.65-5.63 (m, 1H), 3.33-3.31 (m, 3H).
150		HCl	T	LC-MS: m/z 232 (MH ⁺); ¹ H NMR (DMSO- <i>d</i> ₆): δ 9.25 (s, 1H), 8.99 (s, 1H), 7.70-7.62 (d, <i>J</i> = 5.10 Hz, 1H), 7.12-7.33 (dd, <i>J</i> = 7.47 Hz, 1.50 Hz, 1H), 7.22-7.17 (m, 1H), 7.13-7.10 (d, <i>J</i> = 5.07 Hz, 1H), 7.07-7.00 (m, 2H), 5.85-5.81 (dd, <i>J</i> = 9.36 Hz, 2.75 Hz, 1H), 3.50-3.39 (m, 2H), 2.80 (s, 3H).
151		HCl	S	LC-MS: m/z 244 (MH ⁺); ¹ H NMR (DMSO- <i>d</i> ₆): δ 10.16-10.14 (d, <i>J</i> = 3.60 Hz, 1H), 9.97 (s, 1H), 7.66-7.64 (d, <i>J</i> = 5.13 Hz, 1H), 7.41-7.38 (m, 1H), 7.25-7.20 (m, 1H), 7.05-7.01 (m, 2H), 3.67-3.63 (m, 1H), 3.59-3.43 (m, 3H), 2.44-2.33 (m, 2H).

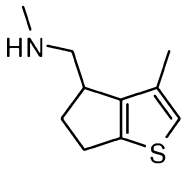
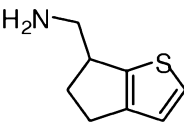
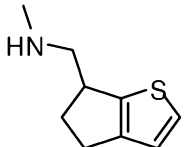
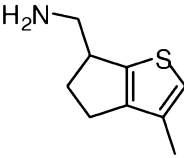
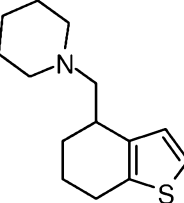
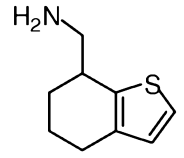
Compd. No.	Structure	Salt or FB*	Method of Preparation	Analytical Data
152		HCl	CS; FME from SFC separation of Compound 18	LC-MS (6 minute method): 1.17 min, M ⁺ 238 @ 1.21 min; ¹ H NMR (CDCl ₃): δ 7.10-7.09 (d, J = 5.1 Hz, 1H), 6.91-6.89 (d, J = 5.1 Hz, 1H), 4.90-4.84 (m, 1H), 4.27-4.21 (m, 1H), 3.81-3.73 (m, 1H), 3.04-2.94 (m, 1H), 2.78-2.70 (m, 1H), 2.67-2.62 (m, 2H), 2.55-2.52 (m, 4H), 1.69-1.59 (m, 4H), 1.50-1.43 (m, 2H).
153		HCl	CS; SME from SFC separation of Compound 18	LC-MS (6 minute method): 1.17 min, M ⁺ 238 @ 1.21 min; ¹ H NMR (CDCl ₃): δ 7.10-7.09 (d, J = 5.1 Hz, 1H), 6.91-6.89 (d, J = 5.1 Hz, 1H), 4.90-4.84 (m, 1H), 4.27-4.21 (m, 1H), 3.81-3.73 (m, 1H), 3.04-2.94 (m, 1H), 2.78-2.70 (m, 1H), 2.67-2.62 (m, 2H), 2.55-2.52 (m, 4H), 1.69-1.59 (m, 4H), 1.50-1.43 (m, 2H).
154		HCl	CS; FME from SFC separation of Compound 69, using isocratic 10% Methanol in CO ₂ on a 4.6 x 100 mm ChiralPak AD-H from Chiral Technologies and flow of 4 mL/min	¹ H NMR (CD ₃ OD): δ 6.40 (d, J = 2.0 Hz, 1H), 4.86 (m, 1H), 4.28-4.23 (m, 1H), 3.90-3.84 (m, 1H), 3.45 (dd, J = 2.5, 13.0 Hz, 1H), 3.23 (dd, J = 8.5, 13.0 Hz, 1H), 2.93-2.85 (m, 1H), 2.73 (s, 3H), 2.63 (dd, J = 2.0, 6.0 Hz, 1H).
155		HCl	CS; SME from SFC separation of Compound 69, using isocratic 10% Methanol in CO ₂ on a 4.6 x 100 mm ChiralPak AD-H from Chiral Technologies and flow of 4 mL/min	¹ H NMR (CD ₃ OD): δ 6.40 (d, J = 2.0 Hz, 1H), 4.86 (m, 1H), 4.28-4.23 (m, 1H), 3.90-3.84 (m, 1H), 3.45 (dd, J = 2.5, 13.0 Hz, 1H), 3.23 (dd, J = 8.5, 13.0 Hz, 1H), 2.93-2.85 (m, 1H), 2.73 (s, 3H), 2.63 (dd, J = 2.0, 6.0 Hz, 1H).

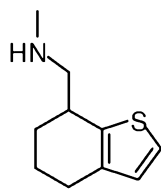
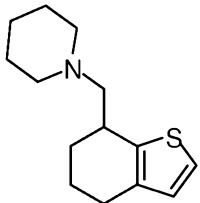
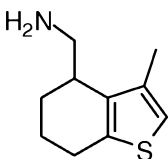
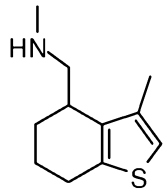
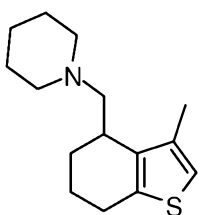
Compd. No.	Structure	Salt or FB*	Method of Preparation	Analytical Data
156		HCl	CS; FME from SFC separation of Compound 83	¹ H NMR (CD ₃ OD): δ 7.10 (d, J = 5.0 Hz, 1H), 6.84 (d, J = 5.0 Hz, 1H), 4.82 (dd, J = 3.0, 10.5 Hz, 1H), 4.33 (dt, J = 4.5, 12.5 Hz, 1H), 3.93-3.86 (m, 1H), 3.59 (dd, J = 2.5, 12.5 Hz, 1H), 3.39-3.33 (m, 1H), 3.15-3.08 (m, 1H), 3.01-2.80 (m, 1H), 2.78 (s, 3H), 1.99-1.88 (m, 2H).
157		HCl	CS; SME from SFC separation of Compound 83	¹ H NMR (CD ₃ OD): δ 7.10 (d, J = 5.0 Hz, 1H), 6.84 (d, J = 5.0 Hz, 1H), 4.82 (dd, J = 3.0, 10.5 Hz, 1H), 4.33 (dt, J = 4.5, 12.5 Hz, 1H), 3.93-3.86 (m, 1H), 3.59 (dd, J = 2.5, 12.5 Hz, 1H), 3.39-3.33 (m, 1H), 3.15-3.08 (m, 1H), 3.01-2.80 (m, 1H), 2.78 (s, 3H), 1.99-1.88 (m, 2H).
158		HCl	K	LC-MS (6 minute method): 0.19 min, M ⁺ 187 @ 0.38 min; ¹ H NMR (CD ₃ OD): δ 7.28 (d, J = 5.13 Hz, 1H), 6.90 (d, J = 5.13 Hz, 1H), 5.04-5.00 (m, 1H), 4.29-4.24 (m, 1H), 3.85-3.79 (m, 1H), 3.56 (dd, J = 2.57, 12.8 Hz, 1H), 3.31-3.21 (m, 1H), 3.04-2.96 (m, 1H), 2.84-2.78 (m, 1H).
159		HCl	CS; FME from SFC separation of Compound 91	LC-MS (6 minute method): 2.03 min, M ⁺ 224 @ 2.13 min; ¹ H NMR (CD ₃ OD): δ 6.65 (s, 1H), 3.97-3.89 (m, 2H), 3.57-3.47 (m, 3H), 3.34 (d, J = 12.1 Hz, 1H), 2.78-2.73 (m, 4H), 2.32-2.28 (m, 2H), 1.24 (t, J = 7.70 Hz, 3H).
160		HCl	CS; SME from SFC separation of Compound 91	LC-MS (6 minute method): 2.03 min, M ⁺ 224 @ 2.13 min; ¹ H NMR (CD ₃ OD): δ 6.65 (s, 1H), 3.97-3.89 (m, 2H), 3.57-3.47 (m, 3H), 3.34 (d, J = 12.1 Hz, 1H), 2.78-2.73 (m, 4H), 2.32-2.28 (m, 2H), 1.24 (t, J = 7.70 Hz, 3H).
161		HCl	CS; FME from SFC separation of Compound 125	LC-MS (6 minute method): 1.42 min, M ⁺ 207 @ 1.41 min; ¹ H NMR (CD ₃ OD): δ 7.61 (s, 1H), 7.16 (d, J = 4.76 Hz, 1H), 7.03 (s, 1H), 6.81 (d, J = 5.13 Hz, 1H), 5.94 (s, 1H), 4.16-4.12 (m, 1H), 3.93-3.86 (m, 1H), 2.87-2.80 (m, 1H), 2.74-2.68 (m, 1H).

Compd. No.	Structure	Salt or FB*	Method of Preparation	Analytical Data
162		HCl	CS; SME from SFC separation of Compound 125	LC-MS (6 minute method): 1.42 min, M ⁺ 207 @ 1.41 min; ¹ H NMR (CD ₃ OD): δ 7.61 (s, 1H), 7.16 (d, J = 4.76 Hz, 1H), 7.03 (s, 1H), 6.81 (d, J = 5.13 Hz, 1H), 5.94 (s, 1H), 4.16-4.12 (m, 1H), 3.93-3.86 (m, 1H), 2.87-2.80 (m, 1H), 2.74-2.68 (m, 1H).
163		HCl	V	LC-MS: m/z 204 (MH ⁺); ¹ H NMR (DMSO- <i>d</i> ₆): δ 8.06 (s, 3H), 7.08 (s, 1H), 4.82-4.80 (d, J = 6.95 Hz, 1H), 4.15-4.11 (m, 1H), 3.80-3.77 (m, 1H), 3.03-2.96 (m, 1H), 2.88-2.68 (m, 3H).
164		HCl	V	LC-MS: m/z 218 (MH ⁺); ¹ H NMR (CD ₃ OD): δ 6.84 (s, 1H), 4.94-4.91 (m, 1H), 4.31-4.24 (m, 1H), 3.91-3.82 (m, 1H), 3.52-3.48 (m, 1H), 3.29-3.22 (m, 2H), 3.00-2.89 (m, 1H), 2.75 (s, 3H)
165		HCl	V	LC-MS: m/z 238 (MH ⁺); ¹ H NMR (CD ₃ OD): δ 7.45 (s, 1H), 4.97-4.94 (m, 1H), 4.35-4.28 (m, 1H), 3.92-3.83 (m, 1H), 3.56-3.51 (dd, J = 13.12 Hz, 2.68 Hz, 1H), 3.23-3.02 (dd, J = 13.10 Hz, 18.16 Hz, 1H), 3.07-3.04 (m, 1H), 2.92-2.86 (m, 1H).
166		HCl	V	LC-MS: m/z 252 (MH ⁺); ¹ H NMR (CDCl ₃): δ 9.43 (s, 1H), 8.89 (s, 1H), 5.35-5.33 (d, J = 8.46 Hz, 1H), 4.27-4.23 (m, 1H), 3.94-3.86 (m, 1H), 3.55-3.52 (d, J = 9.27 Hz, 1H), 3.17-3.12 (m, 2H), 3.09-3.03 (m, 1H), 2.85 (s, 3H), 2.80 (s, 1H).
167		HCl	V	LC-MS: m/z 188 (MH ⁺); ¹ H NMR (D ₂ O): δ 6.27-6.26 (d, J = 2.15 Hz, 1H), 4.85-4.84 (m, 1H), 4.15-4.09 (m, 1H), 3.84-3.76 (m, 1H), 3.34-3.18 (m, 2H), 2.82-2.72 (m, 1H), 2.64-2.50 (m, 1H).

Compd. No.	Structure	Salt or FB*	Method of Preparation	Analytical Data
168		HCl	V	LC-MS: m/z 202 (MH ⁺); ¹ H NMR (DMSO- <i>d</i> ₆): δ 9.28 (brs, 1H), 8.73 (brs, 1H), 6.64-6.63 (d, <i>J</i> = 2.11 Hz, 1H), 4.93-4.90 (m, 1H), 4.17-4.10 (m, 1H), 3.85-3.77 (m, 1H), 3.17-3.06 (m, 1H), 2.83-2.73 (m, 3H), 2.62-2.51 (m, 3H).
169		HCl	CS; FME from SFC separation of Compound 139	LC-MS: m/z 184 (MH ⁺); ¹ H NMR (DMSO- <i>d</i> ₆): δ 8.06 (s, 3H), 7.10 (s, 1H), 5.02-4.99 (d, <i>J</i> = 8.93 Hz, 1H), 4.19-1.13 (m, 1H), 3.80-3.72 (m, 1H), 3.22-3.14 (m, 1H), 2.99-2.89 (m, 1H), 2.65-2.60 (m, 2H), 2.05 (s, 3H).
170		HCl	CS; SME from SFC separation of Compound 139	LC-MS: m/z 184 (MH ⁺); ¹ H NMR (DMSO- <i>d</i> ₆): δ 8.06 (s, 3H), 7.10 (s, 1H), 5.02-4.99 (d, <i>J</i> = 8.93 Hz, 1H), 4.19-1.13 (m, 1H), 3.80-3.72 (m, 1H), 3.22-3.14 (m, 1H), 2.99-2.89 (m, 1H), 2.65-2.60 (m, 2H), 2.05 (s, 3H).
171		HCl	CS; FME from SFC separation of Compound 140, using isocratic 10% Methanol: Isopropanol (1:1) w/0.1% Diethylamine in CO ₂ on a 4.6 x 100 mm Lux Cellulose-2, Phenomenex and flow of 4 mL/min	LC-MS (6 minute method): 0.46 min, M ⁺ 198 @ 0.48 min; ¹ H NMR (CD ₃ OD): δ 6.99 (s, 1H), 5.12-5.09 (m, 1H), 4.32-4.27 (m, 1H), 3.86-3.80 (m, 1H), 3.49-3.45 (m, 1H), 3.25 (dd, <i>J</i> = 8.43, 12.83 Hz, 1H), 2.74 (s, 3H), 2.73-2.68 (m, 1H), 2.58-2.52 (m, 1H), 2.15 (s, 3H).

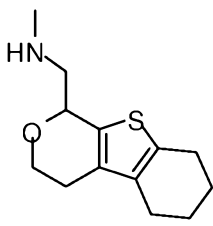
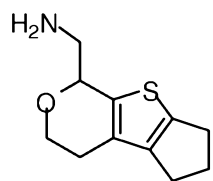
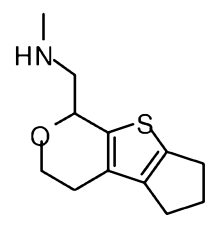
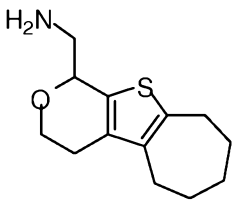
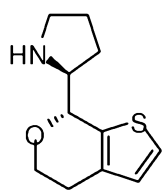
Compd. No.	Structure	Salt or FB*	Method of Preparation	Analytical Data
172		HCl	CS; SME from SFC separation of Compound 140, using isocratic 10% Methanol: Isopropanol (1:1) w/0.1% Diethylamine in CO ₂ on a 4.6 x 100 mm Lux Cellulose-2, Phenomenex and flow of 4 mL/min	LC-MS (6 minute method): 0.46 min, M ⁺ 198 @ 0.48 min; ¹ H NMR (CD ₃ OD): δ 6.99 (s, 1H), 5.12-5.09 (m, 1H), 4.32-4.27 (m, 1H), 3.86-3.80 (m, 1H), 3.49-3.45 (m, 1H), 3.25 (dd, J = 8.43, 12.83 Hz, 1H), 2.74 (s, 3H), 2.73-2.68 (m, 1H), 2.58-2.52 (m, 1H), 2.15 (s, 3H).
173		HCl	CS; FME from SFC separation of Compound 121, using isocratic 3% Hexane :Ethanol (1:1) in CO ₂ on a 4.6 x 100 mm (S,S) Whelk0-1 from Regisand flow of 4 mL/min	LC-MS: m/z 216 (MH ⁺); ¹ H NMR (DMSO- <i>d</i> ₆): δ 9.25 (s, 1H), 8.67 (s, 1H), 5.00-4.97 (d, J = 8.10 Hz, 1H), 4.08-4.00 (m, 1H), 3.88-3.79 (m, 1H), 3.41-3.14 (m, 2H), 2.77-2.65 (m, 5H), 2.01-2.00 (d, J = 2.10 Hz, 3H).
174		HCl	CS; SME from SFC separation of Compound 121, using isocratic 3% Hexane :Ethanol (1:1) in CO ₂ on a 4.6 x 100 mm (S,S) Whelk0-1 from Regisand flow of 4 mL/min	LC-MS: m/z 216 (MH ⁺); ¹ H NMR (DMSO- <i>d</i> ₆): δ 9.25 (s, 1H), 8.67 (s, 1H), 5.00-4.97 (d, J = 8.10 Hz, 1H), 4.08-4.00 (m, 1H), 3.88-3.79 (m, 1H), 3.41-3.14 (m, 2H), 2.77-2.65 (m, 5H), 2.01-2.00 (d, J = 2.10 Hz, 3H).
175		HCl	Q	LC-MS: m/z 168 (MH ⁺); ¹ H NMR (DMSO- <i>d</i> ₆): δ 8.11 (s, 3H), 6.96 (s, 1H), 3.31-3.25 (m, 1H), 3.08-3.02 (m, 1H), 2.97-2.94 (m, 1H), 2.80-2.65 (m, 2H), 2.61-2.53 (m, 1H), 2.43-2.34 (m, 1H), 2.13-2.13 (d, J = 0.84 Hz, 3H).

Compd. No.	Structure	Salt or FB*	Method of Preparation	Analytical Data
176		HCl	Q	LC-MS: m/z 182 (MH ⁺); ¹ H NMR (CD ₃ OD): δ 6.89 (s, 1H), 3.33-3.32 (m, 1H), 3.31-3.28 (m, 1H), 3.09-2.97 (m, 2H), 2.93-2.83 (m, 1H), 2.81-2.68 (m, 4H), 2.44-2.22 (m, 1H), 2.22 (s, 3H).
177		HCl	Y	LC-MS: m/z 154 (MH ⁺); ¹ H NMR (DMSO- <i>d</i> ₆): δ 8.23 (s, 3H), 7.44-7.43 (d, <i>J</i> = 4.50 Hz, 1H), 6.87-6.86 (d, <i>J</i> = 4.85 Hz, 1H), 3.51 (s, 1H), 3.05 (s, 1H), 2.79-2.56 (m, 4H), 2.35-2.24 (m, 1H).
178		HCl	Y	LC-MS: m/z 168 (MH ⁺); ¹ H NMR (DMSO- <i>d</i> ₆): δ 9.07-9.06 (m, 2H), 7.45-7.44 (d, <i>J</i> = 4.88 Hz, 1H), 6.88-6.86 (d, <i>J</i> = 4.86 Hz, 1H), 3.60-3.58 (d, <i>J</i> = 3.39 Hz, 1H), 3.20-3.13 (m, 1H), 2.97-2.86 (m, 1H), 2.81-2.60 (m, 3H), 2.57-2.53 (m, 3H), 2.43-2.31 (m, 1H).
179		HCl	Y	LC-MS: m/z 168 (MH ⁺); ¹ H NMR (DMSO- <i>d</i> ₆): δ 8.10 (s, 3H), 7.02 (s, 1H), 3.09-3.01 (m, 2H), 2.84-2.75 (m, 2H), 2.69-2.54 (m, 3H), 2.33-2.21 (m, 1H), 2.09-2.08 (d, <i>J</i> = 0.93 Hz, 3H).
180		HCl	Z	LC-MS: m/z 236 (MH ⁺); ¹ H NMR (DMSO- <i>d</i> ₆): δ 7.27-7.26 (d, <i>J</i> = 3.99 Hz, 1H), 6.97-6.96 (d, <i>J</i> = 4.23 Hz, 1H), 3.62-3.57 (m, 1H), 3.34-3.21 (m, 3H), 3.10-3.02 (m, 1H), 2.91 (s, 2H), 2.68 (s, 2H), 1.77-1.72 (m, 9H), 1.38 (s, 1H).
181		HCl	AA	LC-MS: m/z 168 (MH ⁺); ¹ H NMR (CDCl ₃): δ 7.11-7.10 (d, <i>J</i> = 5.07 Hz, 1H), 6.80-6.78 (d, <i>J</i> = 5.10 Hz, 1H), 2.99-2.89 (m, 3H), 2.70-2.60 (m, 2H), 2.05-1.71 (m, 1H), 1.77-1.59 (m, 1H), 1.44 (s, 2H).

Compd. No.	Structure	Salt or FB*	Method of Preparation	Analytical Data
182		HCl	AA	LC-MS: m/z 182 (MH ⁺); ¹ H NMR (CD ₃ OD): δ 7.26-7.24 (d, <i>J</i> = 5.10 Hz, 1H), 6.82-6.81 (d, <i>J</i> = 5.10 Hz, 1H), 3.42-3.23 (m, 2H), 3.14-3.06 (m, 1H), 2.74 (s, 3H), 2.69-2.65 (m, 2H), 2.320-2.07 (m, 1H), 2.03-1.96 (m, 1H), 1.82-1.67 (m, 2H).
183		HCl	AA	LC-MS: m/z 236 (MH ⁺); ¹ H NMR (CD ₃ OD): δ 7.15-7.14 (d, <i>J</i> = 5.15 Hz, 1H), 6.76-6.74 (d, <i>J</i> = 5.17 Hz, 1H), 4.09-4.05 (t, <i>J</i> = 12.90 Hz, 2H), 3.59-3.55 (t, <i>J</i> = 12.90 Hz, 2H), 3.43-3.36 (m, 1H), 3.19-3.17 (m, 1H), 3.12-3.01 (m, 1H), 2.64-2.61 (m, 2H), 1.96-1.90 (m, 2H), 1.72-1.51 (m, 6H), 1.50-1.43 (m, 2H).
184		HCl	Z	LC-MS: m/z 182 (MH ⁺); ¹ H NMR (CD ₃ OD): δ 6.84 (s, 1H), 3.09-2.96 (m, 2H), 2.80-2.73 (m, 2H), 2.18 (s, 3H), 2.05-2.02 (m, 1H), 2.00-1.85 (m, 4H).
185		HCl	Z	LC-MS: m/z 196 (MH ⁺); ¹ H NMR (CD ₃ OD): δ 6.74 (s, 1H), 2.95 (d, <i>J</i> = 11.86 Hz, 1H), 2.83-2.76 (m, 1H), 2.74-2.68 (m, 2H), 2.65-2.60 (m, 1H), 2.52-2.45 (dd, <i>J</i> = 12.55 Hz, 6.96 Hz, 1H), 2.41 (s, 1H), 2.30-2.26 (d, <i>J</i> = 13.27 Hz, 1H), 2.21-2.20 (m, 1H), 2.182-2.179 (m, 3H), 1.89-1.81 (m, 2H), 1.67-1.58 (m, 1H).
186		HCl	Z	LC-MS: m/z 250 (MH ⁺); ¹ H NMR (CD ₃ OD): δ 6.72 (s, 1H), 3.01-2.97 (d, <i>J</i> = 10.96 Hz, 1H), 2.82-2.62 (m, 3H), 2.52-2.45 (m, 3H), 2.30-2.20 (m, 2H), 2.17 (s, 3H), 1.91-1.81 (m, 2H), 1.72-1.49 (m, 8H).

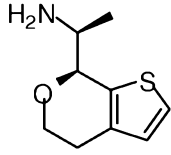
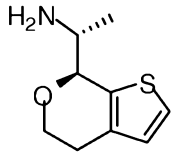
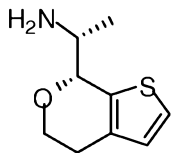
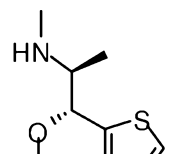
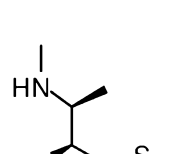
Compd. No.	Structure	Salt or FB*	Method of Preparation	Analytical Data
187		HCl	B	LC-MS: m/z 195 (MH ⁺); ¹ H NMR (CD ₃ OD): δ 7.42-7.40 (d, <i>J</i> = 5.1 Hz, 1H), 6.90-6.89 (d, <i>J</i> = 5.1 Hz, 1H), 4.05-3.95 (m, 2H), 3.71-3.70 (m, 1H), 3.67-3.55 (m, 2H), 3.39-3.35 (m, 1H), 2.80-2.79 (m, 2H), 2.55-2.48 (m, 1H), 2.39-2.84 (m, 1H).
188		HCl	B	LC-MS: m/z 209 (MH ⁺); ¹ H NMR (DMSO- <i>d</i> ₆): δ 9.26-9.23 (d, <i>J</i> = 8.75 Hz, 1H), 8.41-8.32 (m, 1H), 7.49-7.44 (dd, <i>J</i> = 8.75 Hz, 5.10 Hz, 1H), 6.91-6.88 (m, 1H), 3.94-3.90 (m, 2H), 3.94-3.92 (m, 1H), 3.19-3.15 (m, 2H), 3.07-2.99 (m, 1H), 2.73-2.61 (m, 2H), 2.01-1.80 (m, 3H), 1.71-1.67 (m, 1H).
189		HCl	B	LC-MS: m/z 209 (MH ⁺); ¹ H NMR (D ₂ O): δ 6.94 (s, 1H), 3.99-3.92 (m, 1H), 3.88-3.79 (m, 1H), 3.63-3.58 (m, 1H), 3.55-3.38 (m, 2H), 3.30-3.26 (m, 1H), 2.57-2.44 (m, 2H), 2.38-2.20 (m, 2H), 1.98 (s, 3H).
190		HCl	B	LC-MS: m/z 223 (MH ⁺); ¹ H NMR (D ₂ O): δ 6.89 (s, 1H), 3.96-3.92 (m, 1H), 3.87-3.83 (m, 1H), 3.44-3.39 (d, <i>J</i> = 13.56 Hz, 1H), 3.24-3.20 (d, <i>J</i> = 12.30 Hz, 1H), 3.07-3.03 (d, <i>J</i> = 13.44 Hz, 1H), 2.89-2.81 (m, 1H), 2.48-2.47 (m, 2H), 1.96 (s, 3H), 1.90-1.78 (m, 3H), 1.72-1.67 (m, 1H).
191		HCl	BB	LC-MS: m/z 224 (MH ⁺); ¹ H NMR (DMSO- <i>d</i> ₆): δ 8.22-8.16 (d, <i>J</i> = 13.20 Hz, 3H), 4.90-4.86 (t, <i>J</i> = 12.15 Hz, 1H), 4.01-3.94 (m, 1H), 3.82-3.75 (m, 1H), 3.05 (s, 2H), 2.72-2.66 (m, 4H), 2.41-2.32 (m, 2H), 1.86-1.83 (m, 2H), 1.71-1.53 (m, 2H).

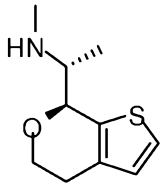
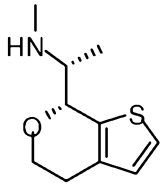
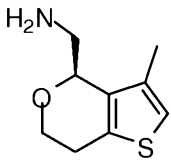
Compd. No.	Structure	Salt or FB*	Method of Preparation	Analytical Data
192		HCl	BB	LC-MS: m/z 238 (MH ⁺); ¹ H NMR (DMSO- <i>d</i> ₆): δ 9.39-9.36 (d, <i>J</i> = 11.15 Hz, 1H), 8.70-8.64 (m, 1H), 5.01-4.98 (m, 1H), 4.03-3.95 (m, 1H), 3.83-3.76 (m, 1H), 3.17-3.02 (m, 2H), 2.79-2.57 (m, 7H), 2.50-2.42 (m, 2H), 1.85-1.82 (m, 2H), 1.70-1.51 (m, 2H).
193		HCl	BB	LC-MS: m/z 210 (MH ⁺); ¹ H NMR (DMSO- <i>d</i> ₆): δ 8.23 (s, 3H), 4.91-4.88 (d, <i>J</i> = 7.80 Hz, 1H), 4.10-4.03 (m, 1H), 3.79-3.71 (m, 1H), 3.15-3.10 (m, 1H), 3.01-2.92 (m, 1H), 2.88-2.70 (m, 4H), 2.62-2.58 (m, 2H), 2.39-2.31 (m, 2H).
194		HCl	BB	LC-MS: m/z 224 (MH ⁺); ¹ H NMR (DMSO- <i>d</i> ₆): δ 9.40 (s, 1H), 8.75 (s, 1H), 5.02-4.99 (d, <i>J</i> = 9.05 Hz, 1H), 4.10-4.03 (m, 1H), 3.81-3.73 (m, 1H), 3.24-3.01 (m, 2H), 2.86-2.71 (m, 4H), 2.68-2.50 (m, 5H), 2.42-2.35 (m, 2H).
195		HCl	BB	LC-MS: m/z 238 (MH ⁺); ¹ H NMR (DMSO- <i>d</i> ₆): δ 8.09 (s, 3H), 4.88-4.85 (d, <i>J</i> = 9.81 Hz, 1H), 3.97-3.78 (m, 2H), 3.55 (s, 2H), 3.12-3.06 (m, 1H), 2.91-2.70 (m, 1H), 2.68-2.56 (m, 4H), 1.91-1.73 (m, 2H), 1.56-1.47 (m, 4H).
196		HCl	BB	LC-MS: m/z 252 (MH ⁺); ¹ H NMR (D ₂ O): δ 4.91-4.89 (d, <i>J</i> = 7.82 Hz, 1H), 3.88-3.87 (d, <i>J</i> = 4.74 Hz, 1H), 3.74-3.70 (m, 1H), 3.28-3.21 (m, 1H), 3.13-3.08 (m, 1H), 2.63-2.52 (m, 7H), 2.33 (s, 2H), 1.68 (s, 2H), 1.43 (s, 4H).
197		HCl	BB	LC-MS: m/z 224 (MH ⁺); ¹ H NMR (D ₂ O): δ 5.02-5.00 (d, <i>J</i> = 5.72 Hz, 1H), 4.13-4.06 (m, 1H), 3.77-3.69 (m, 1H), 3.36-3.30 (m, 1H), 3.19-3.12 (m, 1H), 2.65-2.42 (m, 3H), 2.36-1.68 (m, 3H), 1.66 (s, 4H).

Compd. No.	Structure	Salt or FB*	Method of Preparation	Analytical Data
198		HCl	BB	LC-MS: m/z 238 (MH ⁺); ¹ H NMR (D ₂ O): δ 5.06 (s, 1H), 4.12-4.09 (m, 1H), 3.74 (s, 1H), 3.40-3.36 (m, 1H), 3.27-3.21 (m, 1H), 2.67 (s, 3H), 2.61-2.51 (m, 3H), 2.43-2.33 (m, 3H), 1.68 (m, 4H).
199		HCl	BB	LC-MS: m/z 210 (MH ⁺); ¹ H NMR (DMSO- <i>d</i> ₆): δ 8.14 (s, 3H), 4.98-4.95 (d, <i>J</i> = 8.71 Hz, 1H), 4.15-4.08 (m, 1H), 3.77-3.69 (m, 1H), 3.16-3.12 (m, 1H), 3.03-2.93 (m, 1H), 2.84-2.79 (m, 2H), 2.67-2.52 (m, 4H), 2.42-2.33 (m, 2H).
200		HCl	BB	LC-MS: m/z 224 (MH ⁺); ¹ H NMR (DMSO- <i>d</i> ₆): δ 9.13 (s, 1H), 8.74-8.72 (d, <i>J</i> = 6.00 Hz, 1H), 5.09-5.05 (d, <i>J</i> = 9.20 Hz, 1H), 4.15-4.03 (m, 4H), 3.79-3.70 (m, 1H), 3.39-3.10 (m, 2H), 2.84-2.79 (m, 2H), 2.60-2.57 (t, <i>J</i> = 2.57 Hz, 4H), 2.42-2.33 (m, 2H).
201		HCl	BB	LC-MS: m/z 238 (MH ⁺); ¹ H NMR (DMSO- <i>d</i> ₆): δ 8.30 (s, 3H), 4.96-4.93 (d, <i>J</i> = 7.92 Hz, 1H), 4.16-4.09 (m, 1H), 3.78-3.70 (m, 1H), 3.10-3.08 (m, 1H), 3.00-2.91 (m, 1H), 2.76-2.69 (m, 2H), 2.60-2.52 (m, 2H), 2.47-2.42 (m, 2H), 1.83-1.74 (m, 2H), 1.67-1.47 (m, 4H).
202		HCl	CC	LC-MS: m/z 210 (MH ⁺); ¹ H NMR (DMSO- <i>d</i> ₆): δ 9.82-9.80 (d, <i>J</i> = 4.11 Hz, 1H), 8.86 (s, 1H), 7.51-7.49 (d, <i>J</i> = 5.04 Hz, 1H), 6.96-6.74 (d, <i>J</i> = 5.04 Hz, 1H), 5.03-5.00 (d, <i>J</i> = 7.17 Hz, 1H), 4.19-4.12 (m, 1H), 3.79-3.71 (m, 2H), 3.13 (s, 2H), 2.86-2.76 (m, 1H), 2.67-2.61 (m, 1H), 2.26-2.22 (m, 1H), 2.04-1.87 (m, 3H).

Compd. No.	Structure	Salt or FB*	Method of Preparation	Analytical Data
203		HCl	CC	LC-MS: m/z 210 (MH^+); 1H NMR (DMSO- d_6): δ 10.19 (s, 1H), 8.90 (brs, 1H), 7.51-7.49 (dd, $J = 5.01$ Hz, 0.69 Hz, 1H), 6.94-6.93 (d, $J = 5.01$ Hz, 1H), 5.22-5.21 (d, $J = 1.83$ Hz, 1H), 4.25-4.20 (dd, $J = 11.34$ Hz, 5.31 Hz, 1H), 3.95 (s, 1H), 3.75-3.66 (td, $J = 11.34$ Hz, 3.60 Hz, 1H), 3.19-3.04 (m, 2H), 2.86-2.74 (m, 1H), 2.64-2.59 (m, 1H), 1.90-1.66 (m, 4H).
204		HCl	CC	LC-MS: m/z 210 (MH^+); 1H NMR (DMSO- d_6): δ 9.82 (s, 1H), 8.87 (s, 1H), 4.51-7.49 (d, $J = 5.01$ Hz, 1H), 6.96-6.94 (d, $J = 5.04$ Hz, 1H), 5.03-5.01 (d, $J = 7.32$ Hz, 1H), 4.19-4.12 (m, 1H), 3.79-3.70 (m, 2H), 3.13 (s, 2H), 2.86-2.76 (m, 1H), 2.67-2.61 (m, 1H), 2.26-2.22 (m, 1H), 2.04-1.87 (m, 3H).
205		HCl	CC	LC-MS: m/z 210 (MH^+); 1H NMR (DMSO- d_6): δ 10.23 (s, 1H), 8.90 (s, 1H), 7.51-7.49 (d, $J = 5.78$ Hz, 1H), 6.94-6.92 (s, $J = 5.16$ Hz, 1H), 5.22 (s, 1H), 4.25-4.19 (dd, $J = 11.24$ Hz, 5.45 Hz, 1H), 3.94 (s, 1H), 3.74-3.66 (td, $J = 11.31$ Hz, 3.57 Hz, 1H), 3.19-3.08 (m, 2H), 2.80-2.75 (m, 1H), 2.64-2.58 (m, 1H), 1.91-1.63 (m, 4H).
206		HCl	N	LC-MS: m/z 198 (MH^+); 1H NMR (DMSO- d_6): δ 9.02-9.00 (d, $J = 5.10$ Hz, 1H), 8.14 (s, 1H), 7.43-7.41 (d, $J = 5.10$ Hz, 1H), 7.04-7.02 (d, $J = 5.12$ Hz, 1H), 4.82-4.81 (d, $J = 2.15$ Hz, 1H), 4.22-4.15 (m, 1H), 3.79-3.68 (m, 2H), 2.91-2.77 (m, 2H), 2.40-2.37 (m, 3H), 1.39-1.37 (d, $J = 6.96$ Hz, 3H).
207		HCl	N	LC-MS: m/z 184 (MH^+); 1H NMR (DMSO- d_6): δ 7.90 (s, 3H), 7.41-7.39 (d, $J = 5.19$ Hz, 1H), 7.00-6.98 (d, $J = 5.25$ Hz, 1H), 4.72-4.71 (d, $J = 2.13$ Hz, 1H), 4.70-4.12 (m, 1H), 3.77-3.66 (m, 2H), 3.41-3.34 (m, 2H), 1.36-1.34 (d, $J = 6.72$ Hz, 3H).

Compd. No.	Structure	Salt or FB*	Method of Preparation	Analytical Data
208		HCl	N	LC-MS: m/z 184 (MH ⁺); ¹ H NMR (DMSO- <i>d</i> ₆): δ 8.38 (s, 3H), 7.43-7.39 (d, <i>J</i> = 5.19 Hz, 1H), 6.70-6.98 (d, <i>J</i> = 5.22 Hz, 1H), 4.98 (s, 1H), 4.97-4.22 (m, 1H), 3.82-3.81 (m, 1H), 3.71-3.62 (td, <i>J</i> = 11.13 Hz, <i>J</i> = 3.53 Hz, 1H), 2.97-2.50 (m, 1H), 2.50-2.49 (m, 1H), 0.91-0.88 (d, <i>J</i> = 6.72 Hz, 3H).
209		HCl	N	LC-MS: m/z 198 (MH ⁺); ¹ H NMR (DMSO- <i>d</i> ₆): δ 9.24-9.14 (m, 2H), 7.42-7.40 (d, <i>J</i> = 5.17 Hz, 1H), 6.94-6.92 (d, <i>J</i> = 5.42 Hz, 1H), 5.17-5.16 (d, <i>J</i> = 1.80 Hz, 1H), 4.27-4.22 (m, 1H), 3.80 (s, 1H), 3.73-3.65 (m, 1H), 2.98-2.88 (m, 1H), 2.77-2.72 (m, 1H), 2.59 (s, 3H), 0.93-0.91 (d, <i>J</i> = 6.62 Hz, 3H).
210		HCl	N	LC-MS: m/z 198 (MH ⁺); ¹ H NMR (DMSO- <i>d</i> ₆): δ 8.91 (s, 1H), 8.08 (s, 1H), 7.43-7.41 (d, <i>J</i> = 5.22 Hz, 1H), 7.04-7.02 (d, <i>J</i> = 5.22 Hz, 1H), 4.81-4.80 (m, 1H), 4.22-4.16 (m, 1H), 3.79-3.67 (m, 2H), 2.97-2.77 (m, 2H), 2.41-2.37 (t, <i>J</i> = 5.42 Hz, 3H), 1.39-1.37 (d, <i>J</i> = 6.75 Hz, 3H).
211		HCl	N	LC-MS: m/z 198 (MH ⁺); ¹ H NMR (DMSO- <i>d</i> ₆): δ 9.20-9.10 (m, 2H), 7.42-7.40 (d, <i>J</i> = 5.10 Hz, 1H), 6.94-6.72 (d, <i>J</i> = 5.16 Hz, 1H), 5.15 (s, 1H), 4.27-4.22 (m, 1H), 3.79-3.65 (m, 2H), 3.74-3.65 (td, <i>J</i> = 11.18 Hz, 3.42 Hz, 2H), 2.98-2.88 (m, 1H), 2.77-2.72 (m, 1H), 2.60 (s, 3H), 0.92-0.90 (d, <i>J</i> = 6.66 Hz, 3H).
212		HCl	DD	LC-MS: m/z 184 (MH ⁺); ¹ H NMR (DMSO- <i>d</i> ₆): δ 8.03 (s, 3H), 7.52-7.50 (dd, <i>J</i> = 0.58 Hz, <i>J</i> = 5.03 Hz, 1H), 6.96-6.94 (d, <i>J</i> = 5.04 Hz, 1H), 4.83-4.82 (d, <i>J</i> = 5.48 Hz, 1H), 4.17-4.10 (m, 1H), 3.77-3.69 (m, 1H), 3.47 (s, 1H), 2.80-2.61 (m, 2H), 1.43-1.40 (d, <i>J</i> = 6.63 Hz, 3H).

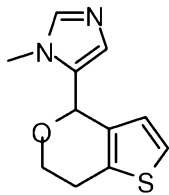
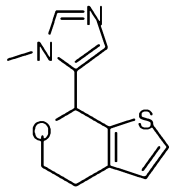
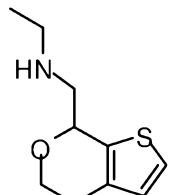
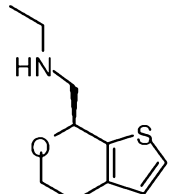
Compd. No.	Structure	Salt or FB*	Method of Preparation	Analytical Data
213		HCl	DD	LC-MS: m/z 184 (MH ⁺); ¹ H NMR (DMSO- <i>d</i> ₆): δ 8.42 (s, 3H), 7.51-7.49 (dd, <i>J</i> = 5.11 Hz, <i>J</i> = 0.62 Hz, 1H), 6.94-6.93 (d, <i>J</i> = 5.12 Hz, 1H), 5.14-5.13 (d, <i>J</i> = 1.50 Hz, 1H), 4.25-4.19 (m, 1H), 3.71-3.62 (td, <i>J</i> = 11.12 Hz, 3.64 Hz, 1H), 3.54 (s, 1H), 2.84-2.72 (m, 1H), 2.63-2.57 (m, 1H), 1.01-0.98 (d, <i>J</i> = 6.95 Hz, 3H).
214		HCl	DD	LC-MS: m/z 184 (MH ⁺); ¹ H NMR (DMSO- <i>d</i> ₆): δ 7.87 (s, 3H), 7.53-7.51 (d, <i>J</i> = 4.65 Hz, 1H), 6.97-6.95 (d, <i>J</i> = 5.22 Hz, 1H), 4.82-4.80 (d, <i>J</i> = 5.07 Hz, 1H), 4.18-4.14 (m, 1H), 3.78-3.69 (m, 1H), 3.52-3.44 (m, 1H), 2.78-2.62 (m, 2H), 1.40-1.38 (d, <i>J</i> = 6.57 Hz, 3H).
215		HCl	DD	LC-MS: m/z 184 (MH ⁺); ¹ H NMR (DMSO- <i>d</i> ₆): δ 8.32 (s, 3H), 7.51-7.49 (dd, <i>J</i> = 5.01 Hz, <i>J</i> = 0.57 Hz, 1H), 6.95-6.93 (d, <i>J</i> = 5.01 Hz, 1H), 5.11-5.10 (d, <i>J</i> = 1.65 Hz, 1H), 4.25-4.20 (dd, <i>J</i> = 11.34 Hz, 4.98 Hz, 1H), 3.72-3.63 (td, <i>J</i> = 11.27 Hz, 3.51 Hz, 1H), 3.57 (s, 1H), 2.84-2.72 (m, 1H), 2.63-2.58 (m, 1H), 1.01-0.98 (d, <i>J</i> = 6.75 Hz, 3H).
216		HCl	DD	LC-MS: m/z 198 (MH ⁺); ¹ H NMR (DMSO- <i>d</i> ₆): δ 9.09 (s, 1H), 8.35-8.32 (m, 1H), 7.53-7.52 (d, <i>J</i> = 5.12 Hz, 1H), 6.97-6.95 (d, <i>J</i> = 4.80 Hz, 1H), 4.93 (d, <i>J</i> = 1.7 Hz, 1H), 4.19-4.12 (m, 1H), 3.80-3.72 (m, 1H), 3.54-3.51 (m, 1H), 2.77-2.64 (m, 2H), 2.50-2.45 (m, 3H), 1.46-1.43 (d, <i>J</i> = 6.64 Hz, 3H).
217		HCl	DD	LC-MS: m/z 198 (MH ⁺); ¹ H NMR (DMSO- <i>d</i> ₆): δ 9.42-9.17 (m, 2H), 7.50-7.49 (d, <i>J</i> = 4.85 Hz, 1H), 6.94-6.92 (d, <i>J</i> = 5.18 Hz, 1H), 5.33-5.33 (d, <i>J</i> = 1.27 Hz, 1H), 4.24-4.19 (dd, <i>J</i> = 11.28 Hz, 5.37 Hz, 1H), 3.73-3.64 (td, <i>J</i> = 11.31 Hz, 5.37 Hz, 1H), 3.53 (s, 1H), 2.84-2.72 (m, 1H), 2.63-2.62 (m, 1H), 2.60 (s, 3H), 1.02-1.00 (d, <i>J</i> = 6.9 Hz, 3H).

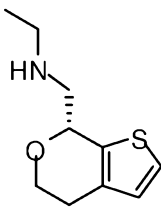
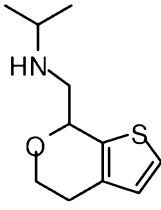
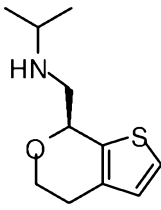
Compd. No.	Structure	Salt or FB*	Method of Preparation	Analytical Data
218		HCl	DD	LC-MS: m/z 198 (MH^+); 1H NMR (DMSO- d_6): δ 9.07-9.06 (d, J = 5.45 Hz, 1H), 8.31 (s, 1H), 7.53-7.52 (d, J = 5.01 Hz, 1H), 6.97-6.95 (d, J = 5.04 Hz, 1H), 4.94-4.92 (s, J = 5.28 Hz, 1H), 4.19-4.13 (m, 1H), 3.80-3.72 (m, 1H), 3.42-3.49 (m, 1H), 2.82-2.64 (m, 2H), 2.50-2.45 (m, 3H), 1.46-1.43 (d, J = 6.63 Hz, 3H).
219		HCl	DD	LC-MS: m/z 198 (MH^+); 1H NMR (DMSO- d_6): δ 9.39-9.38 (d, J = 1.17 Hz, 1H), 9.16-9.14 (d, J = 4.92 Hz, 1H), 7.51-7.49 (dd, J = 4.95 Hz, 0.42 Hz, 1H), 6.94-6.93 (d, J = 5.01 Hz, 1H), 5.33-5.32 (d, J = 1.49 Hz, 1H), 4.24-4.19 (dd, J = 11.33 Hz, 5.21 Hz, 1H), 3.73-3.64 (td, J = 11.31 Hz, 3.57 Hz, 1H), 3.55-3.53 (m, 1H), 2.84-2.72 (m, 1H), 2.63-2.58 (m, 4H), 1.10-0.99 (d, J = 6.72 Hz, 3H).
220		HCl	CS; FME from SFC separation of Compound 29, using isocratic 10% Hexane :Ethanol (1:1) in CO ₂ on a 4.6 x 100 mm LUX Cellulose 2 from Phenomenex and flow of 4 mL/min	1H NMR (DMSO- d_6): δ 8.14 (br s, 3H), 7.00 (s, 1H), 4.97-4.90 (m, 1H), 4.02-3.94 (m, 1H), 3.85-3.78 (m, 1H), 3.11-3.08 (t, J = 10.66 Hz, 2H), 2.88-2.73 (m, 2H), 2.13-2.12 (d, J = 0.8 Hz, 3H).

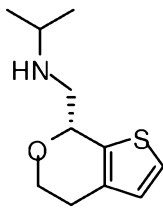
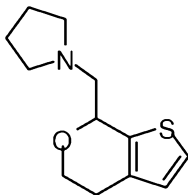
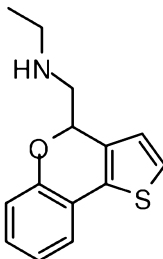
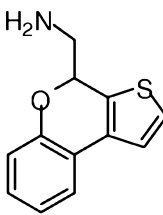
Compd. No.	Structure	Salt or FB*	Method of Preparation	Analytical Data
221		HCl	CS; SME from SFC separation of Compound 29, using isocratic 10% Hexane :Ethanol (1:1) in CO ₂ on a 4.6 x 100 mm LUX Cellulose 2 from Phenomenex and flow of 4 mL/min	¹ H NMR (DMSO- <i>d</i> ⁶): δ 8.14 (br s, 3H), 7.00 (s, 1H), 4.97-4.90 (m, 1H), 4.02-3.94 (m, 1H), 3.85-3.78 (m, 1H), 3.11-3.08 (t, J = 10.66 Hz, 2H), 2.88-2.73 (m, 2H), 2.13-2.12 (d, J = 0.8 Hz, 3H).
222		HCl	K	LC-MS (6 minute method): 0.67 min, M ⁺ 201 @ 0.63 min; ¹ H NMR (CD ₃ OD): δ 6.90 (s, 1H), 5.05-5.02 (m, 1H), 4.17-4.12 (m, 1H), 3.86-3.81 (m, 1H), 3.46-3.42 (m, 1H), 3.33-3.28 (m, 1H), 2.93-2.81 (m, 1H), 2.19 (s, 3H).
223		HCl	K	LC-MS (6 minute method): 0.67 min, M ⁺ 201 @ 0.63 min; ¹ H NMR (CD ₃ OD): δ 6.90 (s, 1H), 5.05-5.02 (m, 1H), 4.17-4.12 (m, 1H), 3.86-3.81 (m, 1H), 3.46-3.42 (m, 1H), 3.33-3.28 (m, 1H), 2.93-2.81 (m, 1H), 2.19 (s, 3H).
224		HCl	K	LC-MS (6 minute method): 0.70 min, M ⁺ 201 @ 0.73 min; ¹ H NMR (CD ₃ OD): δ 6.99 (s, 1H), 5.10 (d, J = 8.07 Hz, 1H), 4.32-4.27 (m, 1H), 3.86-3.80 (m, 1H), 3.48-3.44 (m, 1H), 3.27-3.24 (m, 1H), 2.76-2.68 (m, 1H), 2.57-2.52 (m, 1H), 2.14 (s, 3H).
225		HCl	K	LC-MS (6 minute method): 0.70 min, M ⁺ 201 @ 0.73 min; ¹ H NMR (CD ₃ OD): δ 6.99 (s, 1H), 5.10 (d, J = 8.07 Hz, 1H), 4.32-4.27 (m, 1H), 3.86-3.80 (m, 1H), 3.48-3.44 (m, 1H), 3.27-3.24 (m, 1H), 2.76-2.68 (m, 1H), 2.57-2.52 (m, 1H), 2.14 (s, 3H).

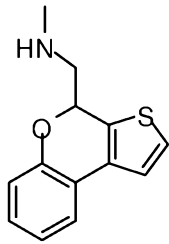
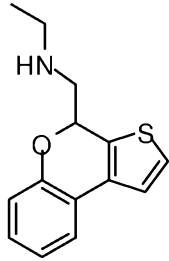
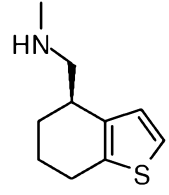
Compd. No.	Structure	Salt or FB*	Method of Preparation	Analytical Data
226		HCl	K	LC-MS (6 minute method): 0.17-0.36 min, M ⁺ 187 @ 0.35 min; ¹ H NMR (CD ₃ OD): δ 7.37 (d, J = 2.93 Hz, 1H), 6.90 (d, J = 2.93 Hz, 1H), 5.16 (d, J = 7.33 Hz, 1H), 4.28-4.24 (m, 1H), 3.85-3.80 (m, 1H), 3.50 (d, J = 12.8 Hz, 1H), 3.3-3.25 (m, 1H), 2.89-2.84 (m, 1H), 2.71-2.67 (m, 1H).
227		HCl	K	LC-MS (6 minute method): 0.17-0.36 min, M ⁺ 187 @ 0.35 min; ¹ H NMR (CD ₃ OD): δ 7.37 (d, J = 2.93 Hz, 1H), 6.90 (d, J = 2.93 Hz, 1H), 5.16 (d, J = 7.33 Hz, 1H), 4.28-4.24 (m, 1H), 3.85-3.80 (m, 1H), 3.50 (d, J = 12.8 Hz, 1H), 3.3-3.25 (m, 1H), 2.89-2.84 (m, 1H), 2.71-2.67 (m, 1H).
228		HCl	EE	LC-MS: m/z 207 (MH ⁺); ¹ H NMR (CD ₃ OD): δ 8.20-8.19 (d, J = 2.61 Hz, 1H), 7.30-7.29 (d, J = 5.25 Hz, 1H), 6.79-6.74 (m, 2H), 6.08 (s, 1H), 4.21-4.15 (m, 1H), 4.04-3.96 (m, 1H), 3.11-3.02 (m, 1H), 2.98-2.89 (m, 1H).
229		HCl	EE	LC-MS: m/z 207 (MH ⁺); ¹ H NMR (D ₂ O): δ 7.73 (s, 1H), 7.23-7.22 (d, J = 3.72 Hz, 1H), 6.82 (s, 1H), 6.41 (s, 1H), 6.02 (s, 1H), 4.00-3.95 (m, 1H), 3.85-3.81 (m, 1H), 2.77-2.62 (m, 2H).
230		HCl	EE	LC-MS: m/z 221 (MH ⁺); ¹ H NMR (CD ₃ OD): δ 7.31-7.29 (d, J = 5.19 Hz, 1H), 6.81-6.79 (d, J = 5.22 Hz, 1H), 6.56 (s, 1H), 6.09 (s, 1H), 4.21-4.14 (m, 1H), 4.03-3.95 (m, 1H), 3.09-2.90 (m, 2H), 2.46 (s, 3H).
231		HCl	EE	LC-MS: m/z 221 (MH ⁺); ¹ H NMR (CD ₃ OD): δ 7.41-7.39 (dd, J = 5.09 Hz, 0.71 Hz, 1H), 6.95-6.93 (d, J = 5.07 Hz, 1H), 6.63 (s, 1H), 6.16 (s, 1H), 4.21-4.14 (m, 1H), 4.02-3.94 (m, 1H), 2.97-2.87 (m, 1H), 2.84-2.75 (m, 1H), 1.19 (s, 3H).

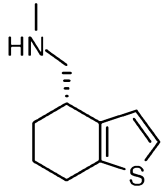
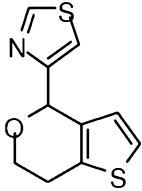
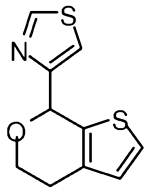
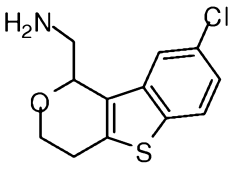
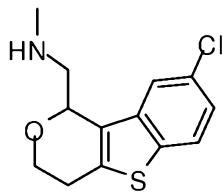
Compd. No.	Structure	Salt or FB*	Method of Preparation	Analytical Data
232		HCl	EE	LC-MS: m/z 221 (MH ⁺); ¹ H NMR (DMSO- <i>d</i> ₆): δ 9.71-9.66 (d, <i>J</i> = 15.52 Hz, 1H), 7.36-7.33 (m, 2H), 6.62-6.61 (d, <i>J</i> = 5.19 Hz, 1H), 5.98 (s, 1H), 5.91-5.90 (d, <i>J</i> = 1.77 Hz, 1H), 3.93-3.79 (m, 2H), 3.76 (s, 3H), 2.89-2.86 (t, <i>J</i> = 5.27 Hz, 2H).
233		HCl	EE	LC-MS: m/z 221 (MH ⁺); ¹ H NMR (CDCl ₃): δ 12.01 (s, 1H), 7.85-7.84 (d, <i>J</i> = 2.40 Hz, 1H), 7.30-7.28 (m, 1H), 6.91-6.87 (d, <i>J</i> = 5.07 Hz, 1H), 6.50-6.49 (d, <i>J</i> = 2.34 Hz, 1H), 6.08 (s, 1H), 4.20 (s, 3H), 4.07-4.00 (m, 1H), 3.96-3.88 (m, 1H), 2.91-2.88 (m, 2H).
234		HCl	EE	LC-MS: m/z 221 (MH ⁺); ¹ H NMR (CD ₃ OD): δ 8.67 (s, 1H), 7.27-7.25 (d, <i>J</i> = 5.25 Hz, 1H), 6.57-6.56 (d, <i>J</i> = 5.28 Hz, 1H), 5.97-5.96 (m, 1H), 4.25-4.19 (m, 1H), 4.01-3.93 (m, 1H), 3.17-3.07 (m, 1H), 2.92-2.86 (m, 1H), 2.29 (s, 3H).
235		HCl	EE	LC-MS: m/z 221 (MH ⁺); ¹ H NMR (CD ₃ OD): δ 8.17 (s, 1H), 7.33-7.31 (dd, <i>J</i> = 5.07 Hz, 0.75 Hz, 1H), 6.92-6.70 (d, <i>J</i> = 5.07 Hz, 1H), 6.02 (s, 1H), 4.27-4.20 (m, 1H), 3.97-3.90 (m, 1H), 3.00-2.92 (m, 1H), 2.78-2.71 (m, 1H), 2.24 (s, 3H).
236		HCl	EE	LC-MS: m/z 221 (MH ⁺); ¹ H NMR (CD ₃ OD): δ 7.16-7.14 (d, <i>J</i> = 5.19 Hz, 1H), 6.68-6.67 (d, <i>J</i> = 0.48 Hz, 1H), 6.64-6.62 (d, <i>J</i> = 5.16 Hz, 1H), 5.71 (s, 1H), 4.11-4.04 (m, 1H), 3.91-3.84 (m, 1H), 2.98-2.82 (m, 2H), 2.33 (s, 3H).
237		HCl	EE	LC-MS: m/z 221 (MH ⁺); ¹ H NMR (CD ₃ OD): δ 7.27-7.25 (dd, <i>J</i> = 5.07 Hz, 0.75 Hz, 1H), 6.87-6.85 (d, <i>J</i> = 5.04 Hz, 1H), 6.84 (s, 1H), 5.82 (s, 1H), 4.17-4.10 (m, 1H), 3.92-3.86 (m, 1H), 2.89-2.81 (m, 1H), 2.76-2.69 (m, 1H), 2.34 (s, 3H).

Compd. No.	Structure	Salt or FB*	Method of Preparation	Analytical Data
238		HCl	EE	LC-MS: m/z 221 (MH ⁺); ¹ H NMR (CD ₃ OD): δ 8.95 (s, 1H), 7.35-7.33 (d, <i>J</i> = 5.25 Hz, 1H), 7.29 (s, 1H), 6.75-6.73 (d, <i>J</i> = 5.25 Hz, 1H), 6.10 (s, 1H), 4.02-3.97 (m, 2H), 3.89 (s, 3H), 3.00-2.97 (m, 2H).
239		HCl	EE	LC-MS: m/z 221 (MH ⁺); ¹ H NMR (CD ₃ OD): δ 8.96 (s, 1H), 7.48-7.47 (d, <i>J</i> = 1.11 Hz, 1H), 7.45-7.44 (dd, <i>J</i> = 5.07 Hz, 0.69 Hz, 1H), 6.98 (d, <i>J</i> = 1.1 Hz, 1H), 6.25 (s, 1H), 4.09-3.92 (m, 2H), 3.88-3.87 (d, <i>J</i> = 0.45 Hz, 3H), 2.89-2.84 (m, 2H).
240		HCl	B	¹ H NMR (CD ₃ OD): δ 7.36 (d, <i>J</i> = 1.5 Hz, 1H), 6.91 (d, <i>J</i> = 1.5 Hz, 1H), 5.13 (d, <i>J</i> = 2.0 Hz, 1H), 4.26 (ddd, <i>J</i> = 3.0, 1.5, 0.7 Hz, 1H), 3.82 (dt, <i>J</i> = 3.0, 1.0 Hz, 1H), 3.46 (dd, <i>J</i> = 3.0, 0.7 Hz, 1H), 3.25 (dd, <i>J</i> = 3.0, 2.0 Hz, 1H), 3.12 (q, <i>J</i> = 1.7 Hz, 2H), 2.91-2.83 (m, 1H), 2.71-2.65 (m, 1H), 1.32 (t, <i>J</i> = 1.7 Hz, 3H).
241		HCl	CS; FME from SFC separation of Compound 240, using isocratic 8% Hexane :Ethanol (1:1) in CO ₂ on a 4.6 x 100 mm LUX Cellulose 2 from Phenomenex and flow of 4 mL/min	¹ H NMR (CD ₃ OD): δ 7.36 (d, <i>J</i> = 1.5 Hz, 1H), 6.91 (d, <i>J</i> = 1.5 Hz, 1H), 5.13 (d, <i>J</i> = 2.0 Hz, 1H), 4.26 (ddd, <i>J</i> = 3.0, 1.5, 0.7 Hz, 1H), 3.82 (dt, <i>J</i> = 3.0, 1.0 Hz, 1H), 3.46 (dd, <i>J</i> = 3.0, 0.7 Hz, 1H), 3.25 (dd, <i>J</i> = 3.0, 2.0 Hz, 1H), 3.12 (q, <i>J</i> = 1.7 Hz, 2H), 2.91-2.83 (m, 1H), 2.71-2.65 (m, 1H), 1.32 (t, <i>J</i> = 1.7 Hz, 3H).

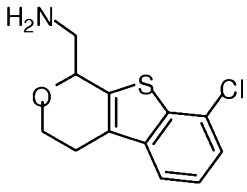
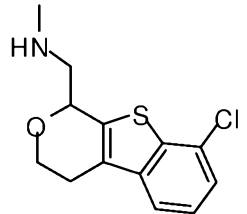
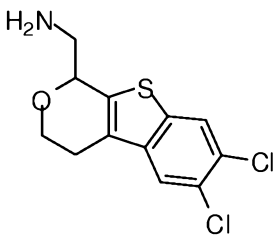
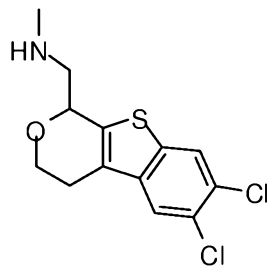
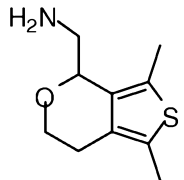
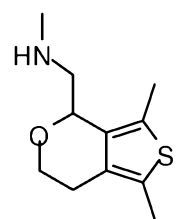
Compd. No.	Structure	Salt or FB*	Method of Preparation	Analytical Data
242		HCl	CS; SME from SFC separation of Compound 240, using isocratic 8% Hexane :Ethanol (1:1) in CO ₂ on a 4.6 x 100 mm LUX Cellulose 2 from Phenomenex and flow of 4 mL/min	¹ H NMR (CD ₃ OD): δ 7.36 (d, J = 1.5 Hz, 1H), 6.91 (d, J = 1.5 Hz, 1H), 5.13 (d, J = 2.0 Hz, 1H), 4.26 (ddd, J = 3.0, 1.5, 0.7 Hz, 1H), 3.82 (dt, J = 3.0, 1.0 Hz, 1H), 3.46 (dd, J = 3.0, 0.7 Hz, 1H), 3.25 (dd, J = 3.0, 2.0 Hz, 1H), 3.12 (q, J = 1.7 Hz, 2H) 2.91-2.83 (m, 1H), 2.71-2.65 (m, 1H), 1.32 (t, J = 1.7 Hz, 3H).
243		HCl	B	¹ H NMR (CD ₃ OD): δ 7.37 (d, J = 1.2 Hz, 1H), 6.91 (d, J = 1.2 Hz, 1H), 5.12 (apd, J = 1.8 Hz, 1H), 4.26 (ddd, J = 3.0, 1.5, 0.7 Hz, 1H), 3.82 (ddd, J = 3.0, 2.5, 1.0 Hz, 1H), 3.49-3.40 (m, 2H), 3.28-3.21 (m, 1H), 2.92-2.83 (m, 1H), 2.72-2.67 (m, 1H), 1.35 (dd, J = 2.3, 1.6 Hz, 6H).
244		HCl	CS; FME from SFC separation of Compound 243, using isocratic 8% Hexane :Ethanol (1:1) in CO ₂ on a 4.6 x 100 mm LUX Cellulose 2 from Phenomenex and flow of 4 mL/min	¹ H NMR (CD ₃ OD): δ 7.37 (d, J = 1.2 Hz, 1H), 6.91 (d, J = 1.2 Hz, 1H), 5.12 (apd, J = 1.8 Hz, 1H), 4.26 (ddd, J = 3.0, 1.5, 0.7 Hz, 1H), 3.82 (ddd, J = 3.0, 2.5, 1.0 Hz, 1H), 3.49-3.40 (m, 2H), 3.28-3.21 (m, 1H), 2.92-2.83 (m, 1H), 2.72-2.67 (m, 1H), 1.35 (dd, J = 2.3, 1.6 Hz, 6H).

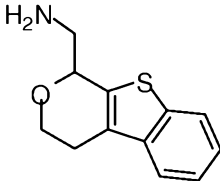
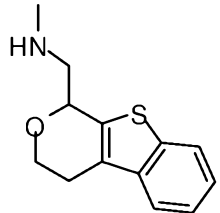
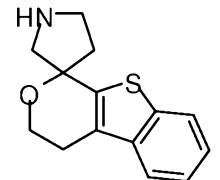
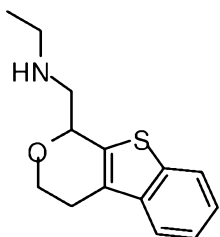
Compd. No.	Structure	Salt or FB*	Method of Preparation	Analytical Data
245		HCl	CS; SME from SFC separation of Compound 243, using isocratic 8% Hexane :Ethanol (1:1) in CO ₂ on a 4.6 x 100 mm LUX Cellulose 2 from Phenomenex and flow of 4 mL/min	¹ H NMR (CD ₃ OD): δ 7.37 (d, J = 1.2 Hz, 1H), 6.91 (d, J = 1.2 Hz, 1H), 5.12 (apd, J = 1.8 Hz, 1H), 4.26 (ddd, J = 3.0, 1.5, 0.7 Hz, 1H), 3.82 (ddd, J = 3.0, 2.5, 1.0 Hz, 1H), 3.49-3.40 (m, 2H), 3.28-3.21 (m, 1H), 2.92-2.83 (m, 1H), 2.72-2.67 (m, 1H), 1.35 (dd, J = 2.3, 1.6 Hz, 6H).
246		HCl	B	¹ H NMR (CD ₃ OD): δ 7.36 (d, J = 1.3 Hz, 1H), 6.91 (d, J = 1.3 Hz, 1H), 5.24 (apd, J = 2.5 Hz, 1H), 4.29-4.25 (m, 1H), 3.85 (dt, J = 2.5, 1.0 Hz, 1H), 3.81-3.67 (m, 1H), 3.66-3.63 (m, 2H), 3.50 (dd, J = 3.0, 2.5 Hz, 1H), 3.31-3.12 (m, 2H), 2.91-2.83 (m, 1H), 2.73-2.68 (m, 1H), 2.19-2.00 (m, 4H).
247		HCl	T	LC-MS: m/z 246 (MH ⁺); ¹ H NMR (DMSO- <i>d</i> ₆): δ 9.29 (s, 1H), 8.92 (s, 1H), 7.66-7.64 (d, J = 5.10 Hz, 1H), 7.10-7.37 (dd, J = 7.47 Hz, 1.50 Hz, 1H), 7.27-7.21 (m, 1H), 7.13-7.11 (d, J = 5.07 Hz, 1H), 7.07-7.00 (m, 2H), 5.88-5.84 (dd, J = 9.36 Hz, 2.75 Hz, 1H), 3.50-3.39 (m, 2H), 3.07-3.02 (m, 2H), 1.27-1.22 (t, J = 7.23 Hz, 3H).
248		HCl	U	LC-MS: m/z 218 (MH ⁺); ¹ H NMR (DMSO- <i>d</i> ₆): δ 8.40 (s, 3H), 7.71-7.64 (m, 2H), 7.59-7.57 (d, J = 5.10 Hz, 1H), 7.26-7.21 (m, 1H), 7.08-7.03 (m, 2H), 5.87-5.82 (dd, J = 8.90 Hz, 3.23 Hz, 1H), 3.31-3.25 (m, 2H).

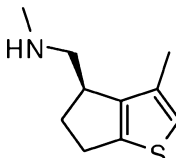
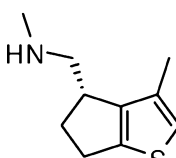
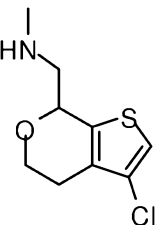
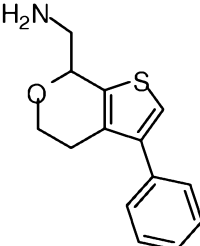
Compd. No.	Structure	Salt or FB*	Method of Preparation	Analytical Data
249		HCl	U	LC-MS: m/z 232 (MH ⁺); ¹ H NMR (DMSO- <i>d</i> ₆): δ 9.36 (s, 1H), 9.09 (s, 1H), 7.72-7.70 (d, <i>J</i> = 5.10 Hz, 1H), 7.67-7.75 (d, <i>J</i> = 6.27 Hz, 1H), 7.59-7.57 (d, <i>J</i> = 5.13 Hz, 1H), 7.27-7.21 (m, 1H), 7.09-7.03 (m, 2H), 6.01-5.96 (dd, <i>J</i> = 8.18 Hz, <i>J</i> = 4.28 Hz, 1H), 3.37 (s, 2H), 2.65 (s, 3H).
250		HCl	U	LC-MS: m/z 246 (MH ⁺); ¹ H NMR (DMSO- <i>d</i> ₆ +D ₂ O): δ 7.69-7.62 (m, 2H), 7.56-7.55 (d, <i>J</i> = 5.07 Hz, 1H), 7.26-7.21 (m, 1H), 7.09-7.03 (m, 2H), 5.93-5.88 (t, <i>J</i> = 12.3 Hz, 1H), 3.44-3.33 (m, 2H), 3.10-3.03 (m, 2H), 1.24-1.19 (t, <i>J</i> = 7.22 Hz, 3H).
251		HCl	CS; FME from SFC separation of Compound 144, using isocratic 5% isopropyl amine in Methanol:Hexane (1:1) w/ 3% isopropanol in CO ₂ on a 4.6 x 100 mm RegisPack from Regis and flow of 4 mL/min	¹ H NMR (CD ₃ OD): δ 7.21 (d, <i>J</i> = 1.5 Hz, 1H), 6.92 (d, <i>J</i> = 1.5 Hz, 1H), 3.36 (dd, <i>J</i> = 3.0, 1.0 Hz, 1H), 3.14 (m, 1H), 3.09 (dd, <i>J</i> = 3.0, 2.5 Hz, 1H), 2.80 (apt, <i>J</i> = 1.5 Hz, 2H), 2.75 (s, 3H), 2.03-1.95 (m, 2H), 1.88-1.81 (m, 1H), 1.72-1.65 (m, 1H).

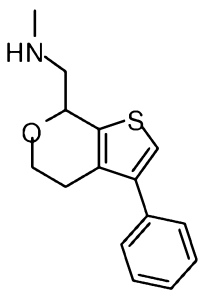
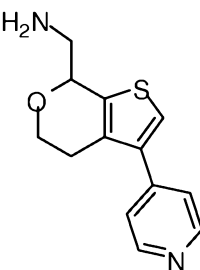
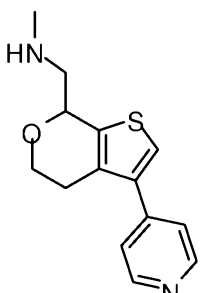
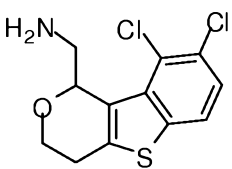
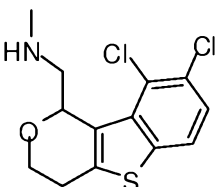
Compd. No.	Structure	Salt or FB*	Method of Preparation	Analytical Data
252		HCl	CS; SME from SFC separation of Compound 144, using isocratic 5% isopropyl amine in Methanol:Hexane (1:1) w/ 3% isopropanol in CO ₂ on a 4.6 x 100 mm RegisPack from Regis and flow of 4 mL/min	¹ H NMR (CD ₃ OD): δ 7.21 (d, J = 1.5 Hz, 1H), 6.92 (d, J = 1.5 Hz, 1H), 3.36 (dd, J = 3.0, 1.0 Hz, 1H), 3.14 (m, 1H), 3.09 (dd, J = 3.0, 2.5 Hz, 1H), 2.80 (apt, J = 1.5 Hz, 2H), 2.75 (s, 3H), 2.03-1.95 (m, 2H), 1.88-1.81 (m, 1H), 1.72-1.65 (m, 1H).
253		HCl	A	¹ H NMR (CD ₃ OD): δ 9.85 (d, J = 0.5 Hz, 1H), 7.88 (d, J = 0.5 Hz, 1H), 7.28 (d, J = 1.3, 1H), 6.73 (d, J = 1.3 Hz, 1H), 6.09 (s, 1H), 4.12-3.95 (m, 2H), 2.99 (ddt, J = 11.0, 4.0, 1.5 Hz, 2H).
254		HCl	A	¹ H NMR (CD ₃ OD): δ 9.52 (d, J = 0.5 Hz, 1H), 7.82 (d, J = 0.5 Hz, 1H), 7.34 (d, J = 1.3, 1H), 6.91 (d, J = 1.3 Hz, 1H), 6.17 (s, 1H), 4.15 (dt, J = 2.5, 1.3 Hz, 1H), 3.99-3.92 (m, 1H), 2.96-2.87 (m, 1H), 2.81-2.75 (m, 1H).
255		HCl	FF	LC-MS: m/z 254.4 (MH ⁺); ¹ H NMR (CD ₃ OD): δ 7.89-7.86 (d, J = 8.61 Hz, 1H), 7.76-7.76 (d, J = 1.89 Hz, 1H), 7.37-7.34 (dd, J = 8.60 Hz, 1.97 Hz, 1H), 5.27-5.23 (m, 1H), 4.30-4.22 (m, 1H), 3.99-3.91 (m, 1H), 3.61-3.56 (m, 1H), 3.38-3.26 (m, 1H), 3.13-2.94 (m, 2H).
256		HCl	FF	LC-MS: m/z 268 (MH ⁺); ¹ H NMR (DMSO- <i>d</i> ₆ +D ₂ O): δ 7.89-7.85 (d, J = 8.58 Hz, 1H), 7.77-7.76 (d, J = 1.38 Hz, 1H), 7.37-7.34 (dd, J = 8.80 Hz, 1.70 Hz, 1H), 5.34-5.31 (d, J = 7.77 Hz, 1H), 4.30-4.23 (m, 1H), 4.01-3.94 (m, 1H), 3.66-3.60 (m, 1H), 3.46-3.36 (m, 1H), 3.12-3.00 (m, 2H), 2.80 (s, 3H).

Compd. No.	Structure	Salt or FB*	Method of Preparation	Analytical Data
257		HCl	FF	LC-MS: m/z 254 (MH ⁺); ¹ H NMR (CD ₃ OD): δ 7.69-7.66 (dd, <i>J</i> = 6.95 Hz, 1.94 Hz, 1H), 7.47-7.40 (m, 2H), 5.30-5.26 (m, 1H), 4.32-4.25 (m, 1H), 3.40-3.92 (m, 1H), 3.64-3.60 (m, 1H), 3.42-3.35 (dd, <i>J</i> = 13.42 Hz, 8.45 Hz, 1H), 3.10-3.02 (m, 2H).
258		HCl	FF	LC-MS: m/z 268 (MH ⁺); ¹ H NMR (CD ₃ OD): 7.72-7.70 (d, <i>J</i> = 1.7 Hz, 1H), 7.48-7.40 (m, 2H), 5.36-5.33 (m, 1H), 4.92-4.26 (m, 1H), 4.01-3.95 (m, 1H), 3.73-3.68 (m, 1H), 3.51-3.44 (m, 1H), 3.10-3.03 (m, 2H), 2.80 (s, 3H).
259		HCl	FF	LC-MS: m/z 288 (MH ⁺); ¹ H NMR (CD ₃ OD): δ 8.12 (s, 1H), 7.92 (s, 1H), 5.25-5.22 (d, <i>J</i> = 8.50, 1H), 4.30-4.23 (m, 1H), 3.99-3.91 (m, 1H), 3.61-3.40 (m, 1H), 3.37-3.33 (m, 1H), 3.03-2.94 (m, 2H).
260		HCl	FF	LC-MS: m/z 302 (MH ⁺); ¹ H NMR (CD ₃ OD): δ 8.12 (s, 1H), 7.97 (s, 1H), 5.33-5.29 (m, 1H), 4.31-4.24 (m, 1H), 3.99-3.92 (m, 1H), 3.71-3.65 (m, 1H), 3.48-3.41 (dd, <i>J</i> = 13.10 Hz, 9.17 Hz, 1H), 3.07-2.99 (m, 2H), 2.80 (s, 3H).
261		HCl	FF	LC-MS: m/z 254 (MH ⁺); ¹ H NMR (CD ₃ OD): δ 7.88-7.85 (d, <i>J</i> = 8.61 Hz, 1H), 7.74-7.73 (d, <i>J</i> = 1.65 Hz, 1H), 7.38-7.35 (dd, <i>J</i> = 8.57 Hz, 1.79 Hz, 1H), 5.21-8.19 (m, 1H), 4.43-4.37 (m, 1H), 4.01-3.93 (m, 1H), 3.53-3.46 (m, 1H), 3.33-3.23 (m, 1H), 3.04-2.93 (m, 1H), 2.88-2.82 (m, 1H).
262		HCl	FF	LC-MS: m/z 268 (MH ⁺); ¹ H NMR (CD ₃ OD): δ 7.90-7.87 (d, <i>J</i> = 8.55 Hz, 1H), 7.77-7.76 (d, <i>J</i> = 1.98 Hz, 1H), 7.40-7.36 (dd, <i>J</i> = 8.58 Hz, 2.04 Hz, 1H), 5.28-5.24 (m, 1H), 4.44-4.38 (m, 1H), 4.03-3.94 (m, 1H), 3.62-3.56 (m, 1H), 3.43-3.35 (dd, <i>J</i> = 12.95 Hz, 8.42 Hz, 1H), 3.00-2.96 (m, 1H), 2.90-2.79 (m, 1H), 2.79 (s, 3H).

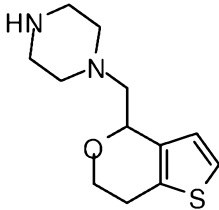
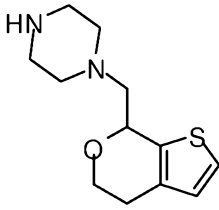
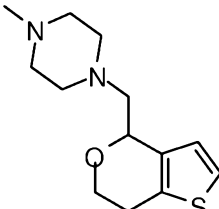
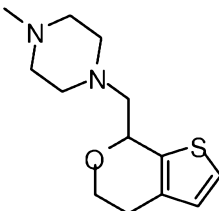
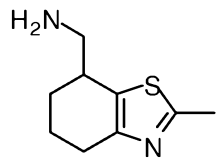
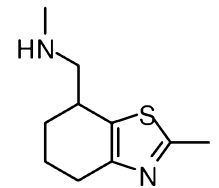
Compd. No.	Structure	Salt or FB*	Method of Preparation	Analytical Data
263		HCl	FF	LC-MS: m/z 254 (MH ⁺); ¹ H NMR (DMSO- <i>d</i> ₆): δ 8.24 (s, 3H), 7.78-7.75 (dd, <i>J</i> = 7.31 Hz, 1.40 Hz, 1H), 7.54-7.46 (m, 2H), 5.21-2.19 (d, <i>J</i> = 6.24 Hz, 1H), 4.30-4.23 (m, 1H), 3.95-3.87 (m, 1H), 3.37 (s, 1H), 3.19-3.17 (m, 1H), 2.90-2.89 (m, 2H).
264		HCl	FF	LC-MS: m/z 268 (MH ⁺); ¹ H NMR (DMSO- <i>d</i> ₆): δ 9.44-9.38 (m, 1H), 8.93-8.86 (m, 1H), 7.80-7.75 (dd, <i>J</i> = 7.34 Hz, 1.43 Hz, 1H), 7.55-7.46 (m, 2H), 5.34-5.32 (d, <i>J</i> = 7.65 Hz, 1H), 4.30-4.23 (m, 1H), 3.97-3.89 (m, 1H), 3.53-3.46 (m, 1H), 3.36-3.30 (m, 1H), 2.97-2.83 (m, 2H), 2.62-2.59 (t, <i>J</i> = 4.80 Hz, 3H).
265		HCl	FF	LC-MS: m/z 288 (MH ⁺); ¹ H NMR (MeOD): δ 8.13 (s, 1H), 7.93 (s, 1H), 5.20-5.15 (m, 1H), 4.44-4.37 (m, 1H), 4.01-3.93 (m, 1H), 3.53-3.47 (m, 1H), 3.28-3.26 (m, 1H), 3.00-2.91 (m, 1H), 2.90-2.83 (s, 1H).
266		HCl	FF	LC-MS: m/z 302 (MH ⁺); ¹ H NMR (MeOD): δ 8.14 (s, 1H), 7.94 (s, 1H), 5.26-5.22 (dd, <i>J</i> = 8.51 Hz, 2.64 Hz, 1H), 4.43-4.38 (m, 1H), 4.02-3.94 (m, 1H), 3.61-3.56 (m, 1H), 3.43-3.36 (m, 1H), 2.99-2.96 (m, 1H), 2.92-2.90 (m, 1H), 2.79 (s, 3H).
267		HCl	KK	¹ H NMR (CD ₃ OD): δ 4.97 (dd, <i>J</i> = 2.0, 0.7 Hz, 1H), 4.05-3.99 (m, 1H), 3.74-3.68 (m, 1H), 3.34-3.30 (m, 1H), 3.18 (dd, <i>J</i> = 3.3, 2.5 Hz, 1H), 2.64-2.58 (m, 2H), 2.32 (s, 3H), 2.26 (s, 3H).
268		HCl	KK	¹ H NMR (CD ₃ OD): δ 5.03 (dd, <i>J</i> = 2.0, 0.7 Hz, 1H), 4.08-4.01 (m, 1H), 3.74-3.67 (m, 1H), 3.39 (dd, <i>J</i> = 3.0, 1.0 Hz, 1H), 3.32-3.26 (m, 1H), 2.75 (s, 3H), 2.69-2.61 (m 2H), 2.33 (s, 3H), 2.26 (s, 3H).

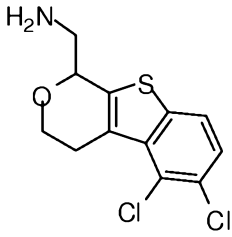
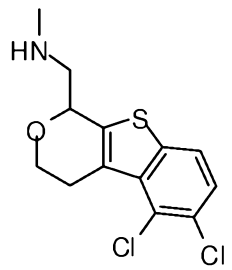
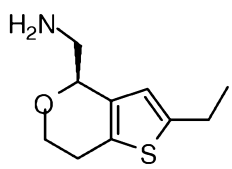
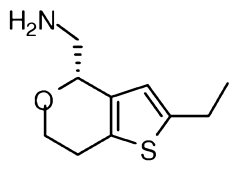
Compd. No.	Structure	Salt or FB*	Method of Preparation	Analytical Data
269		HCl	FF	¹ H NMR (CD ₃ OD): δ 7.87 (d, J = 2.0 Hz, 1H), 7.72 (d, J = 2.0 Hz, 1H), 7.42 (t, J = 2.0 Hz, 1H), 7.38 (t, J = 2.0 Hz, 1H), 5.19-5.15 (m, 1H), 4.39 (ddd, J = 3.0, 1.5, 0.7 Hz, 1H), 3.97 (ddd, J = 3.0, 2.5, 1.0 Hz, 1H), 3.48 (dd, J = 3.3, 1.0 Hz, 1H), 3.30-3.22 (m, 1H), 3.03-2.96 (m, 1H), 2.91-2.85 (m, 1H).
270		HCl	FF	¹ H NMR (CD ₃ OD): δ 7.87 (d, J = 2.0 Hz, 1H), 7.73 (d, J = 2.0 Hz, 1H), 7.42 (t, J = 2.0 Hz, 1H), 7.39 (t, J = 2.0 Hz, 1H), 5.25-5.22 (m, 1H), 4.39 (ddd, J = 3.0, 1.5, 0.7 Hz, 1H), 3.98 (ddd, J = 2.0, 1.7, 1.0 Hz, 1H), 3.57 (dd, J = 3.3, 0.7 Hz, 1H), 3.38 (dd, J = 3.0, 2.0 Hz, 1H), 3.05-2.96 (m, 1H), 2.91-2.86 (m, 1H), 2.77 (s, 3H).
271		HCl	FF	¹ H NMR (CD ₃ OD): δ 7.87 (d, J = 1.7 Hz, 1H), 7.72 (d, J = 1.7 Hz, 1H), 7.43 (t, J = 1.7 Hz, 1H), 7.40 (dt, J = 1.7, 0.7 Hz, 1H), 4.18-3.72 (m, 2H), 3.74 (apd, J = 2.0 Hz, 1H), 3.65-3.58 (m, 2H), 3.47 (d, J = 3.0 Hz, 1H), 2.93 (t, J = 1.0 Hz, 2H), 2.60-2.54 (m, 1H), 2.48-2.39 (m, 1H).
272		HCl	FF	¹ H NMR (CD ₃ OD): δ 7.87 (d, J = 2.0 Hz, 1H), 7.73 (d, J = 2.0 Hz, 1H), 7.42 (t, J = 2.0 Hz, 1H), 7.38 (dt, J = 2.0, 0.7 Hz, 1H), 5.25-5.22 (m, 1H), 4.40 (ddd, J = 3.0, 1.5, 0.7 Hz, 1H), 3.98 (dt, J = 3.0, 1.0 Hz, 1H), 3.54 (dd, J = 3.3, 1.0 Hz, 1H), 3.36 (dd, J = 3.0, 2.0 Hz, 1H), 3.14 (dq, J = 1.7, 0.7 Hz, 2H), 3.00-2.96 (m, 1H), 2.91-2.87 (m, 1H), 1.34 (t, J = 1.7 Hz, 3H).

Compd. No.	Structure	Salt or FB*	Method of Preparation	Analytical Data
273		HCl	CS; FME from SFC separation of Compound 176, using isocratic Isopropanol with 0.1% Isopropylamine in CO ₂ on a 4.6 x 100 mm ChiralPak AD-H from Chiral Technologies and flow of 4 mL/min	¹ H NMR (CD ₃ OD): δ 6.87 (s, 1H), 3.41-3.35 (m, 1H), 3.33-3.25 (m, 1H), 3.05-2.96 (m, 2H), 2.90-2.83 (m, 1H), 2.77-2.70 (m, 1H), 2.75 (s, 3H), 2.39-2.30 (m, 1H), 2.20 (s, 3H).
274		HCl	CS; SME from SFC separation of Compound 176, using isocratic Isopropanol with 0.1% Isopropylamine in CO ₂ on a 4.6 x 100 mm ChiralPak AD-H from Chiral Technologies and flow of 4 mL/min	¹ H NMR (CD ₃ OD): δ 6.87 (s, 1H), 3.41-3.35 (m, 1H), 3.33-3.25 (m, 1H), 3.05-2.96 (m, 2H), 2.90-2.83 (m, 1H), 2.77-2.70 (m, 1H), 2.75 (s, 3H), 2.39-2.30 (m, 1H), 2.20 (s, 3H).
275		HCl	JJ	LC-MS: m/z 218 (MH ⁺); ¹ H NMR (MeOD): δ 6.84 (s, 1H), 5.08-5.03 (m, 1H), 4.28-4.22 (m, 1H), 3.89-3.81 (m, 1H), 3.47-3.42 (m, 1H), 3.29-3.25 (m, 1H), 2.87-2.78 (m, 1H), 2.78 (s, 3H), 2.66-2.58 (m, 1H).
276		HCl	GG	LC-MS: m/z 246 (MH ⁺); ¹ H NMR (MeOD): δ 7.49-7.36 (m, 5H), 7.21 (s, 1H), 5.36-5.32 (m, 1H), 4.26-4.17 (m, 1H), 3.97-3.90 (m, 1H), 3.08-3.00 (m, 1H), 2.93-2.88 (m, 1H), 2.81-2.70 (m, 2H).

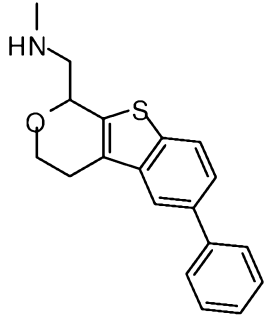
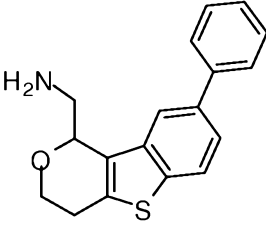
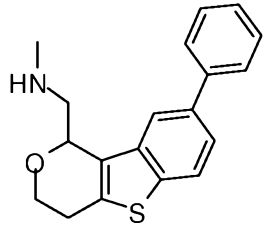
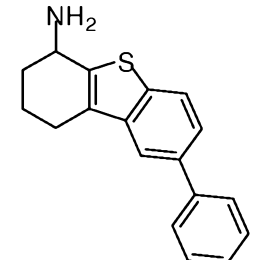
Compd. No.	Structure	Salt or FB*	Method of Preparation	Analytical Data
277		HCl	GG	LC-MS: m/z 260 (MH ⁺); ¹ H NMR (MeOD): δ 7.50-7.38 (m, 5H), 7.24 (s, 1H), 5.42-5.38 (m, 1H), 4.27-4.21 (m, 1H), 3.98-3.90 (m, 1H), 2.95-2.93 (m, 1H), 2.92-2.85 (m, 2H), 2.80-2.71 (m, 1H), 2.47 (s, 3H).
278		HCl	GG	LC-MS: m/z 247 (MH ⁺); ¹ H NMR CD ₃ OD): δ 8.90-8.88 (d, <i>J</i> = 6.87 Hz, 2H), 8.22-8.19 (d, <i>J</i> = 6.87 Hz, 2H), 7.99 (s, 1H), 5.67-5.62 (m, 1H), 4.31-4.24 (m, 1H), 4.03-3.91 (m, 1H), 3.22-2.85 (m, 4H).
279		HCl	GG	LC-MS: m/z 261 (MH ⁺); ¹ H NMR (MeOD): δ 8.90-8.88 (d, <i>J</i> = 6.87 Hz, 2H), 8.22-8.19 (d, <i>J</i> = 6.87 Hz, 2H), 7.99 (s, 1H), 5.74-5.71 (m, 1H), 4.31-4.24 (m, 1H), 4.03-3.95 (m, 1H), 3.32-2.94 (m, 4H), 2.61 (s, 3H).
280		HCl	FF	LC-MS: m/z 288 (MH ⁺); ¹ H NMR (MeOD): δ 7.85-7.82 (d, <i>J</i> = 8.40 Hz, 1H), 7.51-7.49 (d, <i>J</i> = 8.40 Hz, 1H), 5.76-5.73 (d, <i>J</i> = 9.92 Hz, 1H), 4.24-4.16 (m, 1H), 4.09-4.00 (m, 1H), 3.67-3.61 (m, 1H), 3.41-3.35 (m, 1H), 3.12-2.99 (m, 2H).
281		HCl	FF	LC-MS: m/z 302 (MH ⁺); ¹ H NMR (D ₂ O): δ 7.42-7.41 (d, <i>J</i> = 2.42 Hz, 1H), 7.15 (s, 1H), 5.50 (s, 1H), 4.00 (s, 2H), 3.45 (s, 2H), 2.98-2.85 (m, 2H), 2.70 (s, 3H).

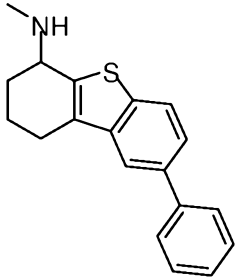
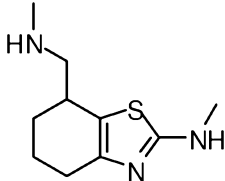
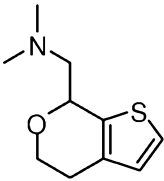
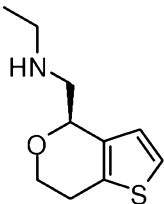
Compd. No.	Structure	Salt or FB*	Method of Preparation	Analytical Data
282		HCl	B	LC-MS: m/z 184 (MH ⁺); ¹ H NMR (MeOD): δ 7.28 (d, J = 1.3 Hz, 1H), 6.85 (d, J = 1.3 Hz, 1H), 5.00-4.96 (m, 1H), 4.24 (ddd, J = 2.8, 1.4, 0.3 Hz, 1H), 3.75 (dt, J = 2.8, 1.0 Hz, 1H), 3.10 (t, J = 1.7 Hz, 2H), 2.90-2.81 (m, 1H), 2.64-2.59 (m, 1H), 2.30-2.22 (m, 1H), 2.09-2.00 (m, 1H).
283		HCl	B	LC-MS: m/z 198 (MH ⁺); ¹ H NMR (MeOD): δ 7.29 (d, J = 1.3 Hz, 1H), 6.86 (d, J = 1.3 Hz, 1H), 5.00-4.97 (m, 1H), 4.25 (ddd, J = 2.9, 1.5, 0.4 Hz, 1H), 3.75 (dt, J = 2.9, 0.9 Hz, 1H), 3.23-3.12 (m, 2H), 2.90-2.81 (m, 1H), 2.69 (s, 3H), 2.64-2.59 (m, 1H), 2.33-2.25 (m, 1H), 2.12-2.02 (m, 1H).
284		HCl	CS; FME from SFC separation of Compound 178, using isocratic 7% Hexane: Isopropanol (7:3) in CO ₂ on a 4.6 x 100 mm (S,S) Whelk0-1 from Regis and flow of 4 mL/min	¹ H NMR (CD ₃ OD): δ 7.35 (d, J = 1.3 Hz, 1H), 6.85 (d, J = 1.3 Hz, 1H), 3.62-3.55 (m, 1H), 3.33-3.24 (m, 1H), 3.11-3.05 (m, 1H), 2.90-2.80 (m, 1H), 2.79-2.65 (m, 2H), 2.75 (s, 3H), 2.33-2.25 (m, 1H).
285		HCl	CS; SME from SFC separation of Compound 178, using isocratic 7% Hexane: Isopropanol (7:3) in CO ₂ on a 4.6 x 100 mm (S,S) Whelk0-1 from Regis and flow of 4 mL/min	¹ H NMR (CD ₃ OD): δ 7.35 (d, J = 1.3 Hz, 1H), 6.85 (d, J = 1.3 Hz, 1H), 3.62-3.55 (m, 1H), 3.33-3.24 (m, 1H), 3.11-3.05 (m, 1H), 2.90-2.80 (m, 1H), 2.79-2.65 (m, 2H), 2.75 (s, 3H), 2.33-2.25 (m, 1H).

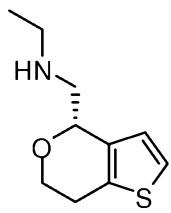
Compd. No.	Structure	Salt or FB*	Method of Preparation	Analytical Data
286		HCl	F	¹ H NMR (CD ₃ OD): δ 7.30 (d, J = 1.3 Hz, 1H), 6.91 (d, J = 1.3 Hz, 1H), 5.23 (apd, J = 2.3 Hz, 1H), 4.29 (ddd, J = 3.0, 1.5, 0.7 Hz, 1H), 3.88-3.77 (m, 2H), 3.76-3.46 (m, 6H), 3.43-3.29 (m, 2H), 3.25-3.20 (m, 1H), 3.05-2.98 (m, 1H), 2.85-2.80 (m, 1H).
287		HCl	B	¹ H NMR (CD ₃ OD): δ 7.37 (d, J = 1.3 Hz, 1H), 6.91 (d, J = 1.3 Hz, 1H), 5.40-5.33 (m, 1H), 4.82-4.25 (m, 2H), 3.85 (dt, J = 2.5, 1.0 Hz, 1H), 3.88-3.75 (m, 6H), 3.54-3.44 (m, 1H), 3.28-3.12 (m, 2H), 2.91-2.83 (m, 1H), 2.74-2.67 (m, 1H).
288		HCl	F	¹ H NMR (CD ₃ OD): δ 7.29 (d, J = 0.7 Hz, 1H), 6.91 (d, J = 0.7 Hz, 1H), 5.18 (d, J = 2.0 Hz, 1H), 4.27 (ddd, J = 3.0, 1.5, 0.7 Hz, 1H), 3.87-3.78 (m, 2H), 3.77-3.40 (m, 6H), 3.39-3.12 (m, 3H), 3.11-2.87 (m, 1H), 2.99 (s, 3H), 2.92-2.82 (m, 1H).
289		HCl	B	¹ H NMR (CD ₃ OD): δ 7.35 (d, J = 1.3 Hz, 1H), 6.90 (d, J = 1.3 Hz, 1H), 5.29 (brd, J = 2.3 Hz, 1H), 4.26 (ddd, J = 3.0, 1.3, 0.7 Hz, 1H), 3.83 (dt, J = 2.0, 1.0 Hz, 1H), 3.80-3.32 (m, 9H), 3.25 (m, 1H), 3.00 (s, 3H), 2.89-2.82 (m, 1H), 2.72-2.65 (m, 1H).
290		HCl	W	LC-MS: m/z 183 (MH ⁺); ¹ H NMR (CD ₃ OD): δ 3.47-3.42 (m, 2H), 3.21-3.09 (m, 1H), 2.99 (s, 3H), 2.88 (s, 2H), 2.35-2.14 (m, 2H), 1.97-1.92 (m, 2H).
291		HCl	W	LC-MS: m/z 197 (MH ⁺); ¹ H NMR (CD ₃ OD): δ 3.21 (s, 1H), 3.04-2.94 (m, 1H), 2.91-2.87 (m, 1H), 2.73-2.64 (m, 2H), 2.61 (s, 3H), 2.59 (s, 3H), 2.12-1.99 (m, 2H), 1.84-1.79 (m, 2H), 1.72-1.64 (m, 1H).

Compd. No.	Structure	Salt or FB*	Method of Preparation	Analytical Data
292		HCl	FF	LC-MS: m/z 288 (MH ⁺); ¹ H NMR (CD ₃ OD): δ 7.86-7.83 (d, <i>J</i> = 8.61 Hz, 1H), 7.52-7.49 (d, <i>J</i> = 8.58 Hz, 1H), 5.76-5.73 (d, <i>J</i> = 9.90 Hz, 1H), 4.24-4.17 (m, 1H), 4.07-4.00 (m, 1H), 3.66-3.62 (d, <i>J</i> = 11.19 Hz, 1H), 3.42-3.38 (d, <i>J</i> = 9.48 Hz, 1H), 3.17-3.00 (m, 2H).
293		HCl	FF	LC-MS: m/z 302 (MH ⁺); ¹ H NMR (CD ₃ OD): δ 7.85-7.82 (d, <i>J</i> = 8.55, 1H), 7.51-7.49 (d, <i>J</i> = 8.58, 1H), 5.84-5.81 (d, <i>J</i> = 9.55, 1H), 4.25-4.19 (m, 1H), 4.08-4.01 (m, 1H), 3.72-3.67 (dd, <i>J</i> = 13.43 Hz, 2.48 Hz, 1H), 3.54-3.47 (m, 1H), 3.12-3.05 (m, 2H), 2.81 (s, 3H).
294		HCl	CS; FME from SFC separation of Boc-protected Compound 9, using isocratic 10% MeOH in CO ₂ on a 4.6 x 100 mm LUX Cellulose 2 from Phenomenex and flow of 4 mL/min	¹ H NMR (DMSO- <i>d</i> ⁶): δ 8.22 (br s, 3H), 6.70 (s, 1H), 4.85-4.83 (d, <i>J</i> = 8.01 Hz, 1H), 4.13-4.07 (m, 1H), 3.78-3.70 (m, 1H), 3.29 (s, 1H), 2.91-2.67 (m, 5H), 1.22-1.18 (t, <i>J</i> = 7.50 Hz, 3H).
295		HCl	CS; SME from SFC separation of Boc-protected Compound 9, using isocratic 10% MeOH in CO ₂ on a 4.6 x 100 mm LUX Cellulose 2 from Phenomenex and flow of 4 mL/min	¹ H NMR (DMSO- <i>d</i> ⁶): δ 8.22 (br s, 3H), 6.70 (s, 1H), 4.85-4.83 (d, <i>J</i> = 8.01 Hz, 1H), 4.13-4.07 (m, 1H), 3.78-3.70 (m, 1H), 3.29 (s, 1H), 2.91-2.67 (m, 5H), 1.22-1.18 (t, <i>J</i> = 7.50 Hz, 3H).

Compd. No.	Structure	Salt or FB*	Method of Preparation	Analytical Data
296		HCl	X	LC-MS: m/z 183 (MH ⁺); ¹ H NMR (CD ₃ OD): δ 3.46-3.35 (m, 2H), 3.25-3.19 (m, 1H), 2.93 (s, 3H), 2.89-2.85 (t, <i>J</i> = 5.43 Hz, 2H), 2.12-2.01 (m, 2H), 1.96-1.85 (m, 2H).
297		HCl	X	LC-MS: m/z 197 (MH ⁺); ¹ H NMR (CD ₃ OD): δ 3.51-3.33 (m, 3H), 2.94 (s, 3H), 2.89-2.85 (m, 2H), 2.83 (s, 3H), 2.13-1.90 (m, 4H).
298		HCl	Q	LC-MS: m/z 196 (MH ⁺); ¹ H NMR (CD ₃ OD): δ 6.88 (s, 1H), 3.47-3.38 (m, 1H), 3.27-3.26 (m, 1H), 3.18-3.09 (m, 2H), 3.06-2.97 (m, 2H), 2.93-2.83 (m, 1H), 2.80-2.68 (m, 1H), 2.47-2.38 (m, 1H), 8.24-2.22 (m, 3H), 1.39-1.36 (t, <i>J</i> = 7.29 Hz, 3H).
299		HCl	HH	LC-MS: m/z 202 (MH ⁺); ¹ H NMR (CD ₃ OD): δ 6.89 (s, 1H), 3.45-3.40 (m, 1H), 3.31-3.29 (m, 1H), 3.09-2.94 (m, 3H), 2.74-2.65 (m, 4H), 2.28-2.17 (m, 1H).
300		HCl	Q	LC-MS: m/z 196 (MH ⁺); ¹ H NMR (CD ₃ OD): δ 6.93 (s, 1H), 3.45-3.39 (m, 1H), 3.28-3.24 (m, 1H), 3.08-2.98 (m, 2H), 2.94-2.89 (m, 1H), 2.74-2.68 (m, 4H), 2.64-2.56 (m, 2H), 2.42-2.32 (m, 1H), 1.29-1.24 (t, <i>J</i> = 7.52 Hz, 3H).
301		HCl	Q	LC-MS: m/z 196 (MH ⁺); ¹ H NMR (CD ₃ OD): δ 3.39 (m, 1H), 3.28-3.23 (m, 1H), 3.02-2.93 (m, 2H), 2.87-2.78 (m, 1H), 2.76 (s, 3H), 2.71-2.61 (m, 1H), 2.35-2.22 (m, 1H), 2.31 (s, 3H), 2.10 (s, 3H).
302		HCl	Q	LC-MS: m/z 236 (MH ⁺); ¹ H NMR (CD ₃ OD): δ 6.89 (s, 1H), 3.78-3.75 (m, 1H), 3.58-3.52 (m, 2H), 3.21-3.00 (m, 4H), 2.94-2.72 (m, 3H), 2.50-2.41 (m, 1H), 2.23-2.22 (d, <i>J</i> = 0.96 Hz, 3H), 2.02-1.81 (m, 5H), 1.59 (s, 1H).

Compd. No.	Structure	Salt or FB*	Method of Preparation	Analytical Data
303		HCl	A	LC-MS: m/z 310 (MH ⁺); ¹ H NMR (CD ₃ OD): δ 7.98-7.75 (m, 2H), 7.72-7.66 (m, 3H), 7.50-7.45 (t, <i>J</i> = 7.47 Hz, 2H), 7.40-7.37 (m, 1H), 5.29-5.26 (m, 1H), 4.47-4.41 (m, 1H), 4.06-4.00 (m, 1H), 3.63-3.58 (m, 1H), 3.45-3.38 (m, 1H), 3.63-3.38 (m, 2H), 2.80 (s, 3H).
304		HCl	FF	LC-MS: m/z 296 (MH ⁺); ¹ H NMR (CD ₃ OD): δ 7.97-7.94 (d, <i>J</i> = 8.34 Hz, 1H), 7.88-7.87 (d, <i>J</i> = 1.26 Hz, 1H), 7.73-7.70 (m, 2H), 7.65-7.62 (dd, <i>J</i> = 8.37 Hz, 1.65 Hz, 1H), 7.51-7.48 (t, <i>J</i> = 7.47 Hz, 2H), 7.40-7.35 (m, 1H), 5.37-5.34 (d, <i>J</i> = 8.52 Hz, 1H), 4.81-4.25 (m, 1H), 4.02-3.94 (m, 1H), 3.70-3.64 (m, 1H), 3.42-3.37 (m, 1H), 3.32-3.01 (m, 2H).
305		HCl	FF	LC-MS: m/z 310 (MH ⁺); ¹ H NMR (CD ₃ OD): δ 7.96-7.91 (m, 2H), 7.74-7.71 (d, <i>J</i> = 7.11 Hz, 2H), 7.65-7.62 (dd, <i>J</i> = 8.40 Hz, 1.68 Hz, 1H), 7.50-7.48 (t, <i>J</i> = 7.47 Hz, 2H), 7.40-7.37 (m, 1H), 5.43-5.40 (d, <i>J</i> = 6.24 Hz, 1H), 4.84-4.28 (m, 1H), 4.02-3.96 (m, 1H), 3.77-3.72 (dd, <i>J</i> = 13.07 Hz, <i>J</i> = 2.60 Hz, 1H), 3.53-3.33 (m, 1H), 3.32-3.03 (m, 2H), 2.80 (s, 3H).
306		HCl	II	LC-MS: m/z 280 (MH ⁺); ¹ H NMR (CD ₃ OD): δ 7.87-7.84 (d, <i>J</i> = 8.34 Hz, 2H), 7.58-7.57 (d, <i>J</i> = 1.80 Hz, 3H), 7.39-7.34 (m, 2H), 7.28-7.24 (m, 1H), 4.63-4.60 (m, 1H), 2.97-2.88 (m, 2H), 2.30-2.21 (m, 1H), 2.08-1.94 (m, 3H).

Compd. No.	Structure	Salt or FB*	Method of Preparation	Analytical Data
307		HCl	II	LC-MS: m/z 294 (MH ⁺); ¹ H NMR (DMSO- <i>d</i> ₆): δ 7.99-7.97 (m, 2H), 7.74-7.69 (m, 3H), 7.51-7.46 (t, <i>J</i> = 7.49 Hz, 2H), 7.40-7.38 (m, 1H), 4.67-4.65 (m, 1H), 2.89 (s, 3H), 2.35-2.29 (m, 1H), 2.23-2.18 (m, 1H), 2.13-2.03 (m, 2H), 1.61 (s, 2H).
308		2HCl	X	LC-MS: m/z 212 (MH ⁺); ¹ H NMR (CD ₃ OD): δ 3.49-3.43 (m, 1H), 3.31-3.28 (m, 2H), 3.16 (s, 3H), 2.81 (s, 3H), 2.62-2.61 (m, 2H), 1.96-1.74 (m, 4H).
309		formate	B	LC-MS: m/z 198 (MH ⁺); ¹ H NMR (CD ₃ OD): δ 7.33 (d, <i>J</i> = 1.2, 0.7 Hz, 1H), 7.15 (brs, 1H), 7.04 (dd, <i>J</i> = 1.2, 0.3 Hz, 1H), 4.82 (t, <i>J</i> = 1.2 Hz, 1H), 4.00-3.94 (m, 1H), 3.88-3.82 (m, 1H), 3.25 (d, <i>J</i> = 1.2 Hz, 2H), 2.96 (t, <i>J</i> = 1.6 Hz, 2H), 2.85 (s, 6H).
310		HCl	CS; FME from SFC separation of Compound 13, using isocratic 10% Hx:MeOH:EtOH (2:1:1) in CO ₂ on a 4.6 x 100 mm LUX Cellulose 2 from Phenomenex and flow of 4 mL/min	GC-MS m/z 139 (M ⁺); ¹ H NMR (DMSO- <i>d</i> ₆): δ 9.02 (s, 1H), 8.65 (s, 1H), 7.41-7.40 (d, <i>J</i> = 5.19 Hz, 1H), 6.99-6.97 (d, <i>J</i> = 5.19 Hz, 1H), 5.03-5.00 (d, <i>J</i> = 8.13 Hz, 1H), 4.21-4.12 (m, 1H), 3.83-3.75 (m, 1H), 3.52-3.48 (d, <i>J</i> = 12.43 Hz, 1H), 3.13-2.72 (m, 5H), 1.25-1.20 (t, <i>J</i> = 7.26 Hz, 3H).

Compd. No.	Structure	Salt or FB*	Method of Preparation	Analytical Data
311		HCl	CS; SME from SFC separation of Compound 13, using isocratic 10% Hx:MeOH:EtOH (2:1:1) in CO ₂ on a 4.6 x 100 mm LUX Cellulose 2 from Phenomenex and flow of 4 mL/min	GC-MS m/z 139 (M ⁺); ¹ H NMR (DMSO- <i>d</i> ⁶): δ 9.02 (s, 1H), 8.65 (s, 1H), 7.41-7.40 (d, J = 5.19 Hz, 1H), 6.99-6.97 (d, J = 5.19 Hz, 1H), 5.03-5.00 (d, J = 8.13 Hz, 1H), 4.21-4.12 (m, 1H), 3.83-3.75 (m, 1H), 3.52-3.48 (d, J = 12.43 Hz, 1H), 3.13-2.72 (m, 5H), 1.25-1.20 (t, J = 7.26 Hz, 3H).

* FB is an abbreviation for "free base".

D. Animal Models

[00421] Anti-psychotic like activity of the compounds was evaluated in mice using the PCP hyperactivity and Pre-Pulse Inhibition (PPI) models of schizophrenia.

1. Methods

[00422] Animals: Male C57Bl/6J mice from Jackson Laboratories (Bar Harbor, Maine) were used. Upon receipt, mice were assigned unique identification numbers (tail marked) and were group housed with 4 mice per cage in OptiMICE ventilated cages. All animals remained housed in groups of four during the remainder of the study. All mice were acclimated to the colony room for at least two weeks prior to testing. During the period of acclimation, mice were examined on a regular basis, handled, and weighed to assure adequate health and suitability. Animals were maintained on a 12/12 light/dark cycle. The room temperature was maintained between 20 and 23°C with a relative humidity maintained between 30% and 70%. Chow and water were provided *ad libitum* for the duration of the study. In each test, animals were randomly assigned across treatment groups.

2. PCP Hyperactivity

[00423] Open field (OF) chambers were Plexiglas square chambers (27.3 x 27.3 x 20.3 cm; Med Associates Inc., St Albans, VT) surrounded by infrared photobeams (16 x 16 x 16) to measure horizontal and vertical activity. The analysis was configured to divide the open field

into a center and periphery zone. Distance traveled was measured from horizontal beam breaks as the mouse moved whereas rearing activity was measured from vertical beam breaks.

[00424] Mice were injected with vehicle, test compound, or clozapine (1 mg/kg;i.p) and placed in the OF chambers for 30 min measurement of baseline activity. Mice were then injected with either water or PCP (5 mg/kg ;i.p) and placed back in the OF chambers for a 60-minute session. At the end of each OF test session the OF chambers were thoroughly cleaned.

3. Prepulse Inhibition of Startle

[00425] The acoustic startle is an unconditioned reflex response to an external auditory stimulus. Prepulse inhibition of startle (PPI) refers to the reduction in the startle response caused by the presentation of a low-intensity auditory stimulus prior to the startle stimulus. The PPI paradigm is used for the study of schizophrenia and antipsychotic action due to the similarities between the results from human and rodent studies. PPI has been used as a tool for the assessment of deficiencies in sensory-motor gating observed in schizophrenia and to screen for potential antipsychotic drugs. Various psychotomimetic drugs such as PCP can disrupt PPI. In mice, antipsychotic drugs such as clozapine can reverse the disruption of PPI induced by PCP.

[00426] Mice were placed in the PPI chambers (Med Associates) for a 5 min session of white noise (70 dB) habituation. After the habituation period the test session was initiated. The session started with a habituation block of 6 presentations of the startle stimulus alone, followed by 10 PPI blocks, each of which consisted of 6 different types of trials. Trial types were: 'null' (no stimuli), 'startle' (120 dB), 'startle plus prepulse' (4, 8 and 12 dB over background noise, i.e., 74, 78 or 82 dB) and 'prepulse' (82 dB). Trial types were presented in a random order within each block. Each trial started with a 50 ms stimulus-free period during which baseline movements were recorded. This was followed by a subsequent 20 ms period during which the prepulse stimulus was presented and responses to the prepulse measured. After a further 100 ms period, the startle stimulus was presented for 40 ms and responses recorded for 100 ms from startle onset. Responses were sampled every ms. The inter-trial interval was variable with an average of 15 s (range from 10 to 20 s). In 'startle' trials the basic auditory startle response was measured. The basic startle response was calculated as the mean startle response of all 'startle' trials (i.e., excluding the first habituation block). In 'startle plus prepulse' trials the degree of inhibition of the normal startle was calculated and expressed as a percentage of the basic startle response.

[00427] Mice were treated with vehicle, haloperidol (1 mg/kg;i.p) or test compound 30 min prior to PPI test. The PPI enclosures were cleaned following each test.

4. Results

Table 1: Effects of Compounds on Pre-pulse Inhibition (PPI) in Mice

Compound/Doses	Effect
Compound 5	
10 mg/kg	-
30 mg/kg	+++
100 mg/kg	+++
Compound 58	
10 mg/kg	+++
30 mg/kg	+
100 mg/kg	+++
Compound 57	
10 mg/kg	-
30 mg/kg	-
100 mg/kg	++
Compound 4	
10 mg/kg	+++
30 mg/kg	-
100 mg/kg	+++
Compound 27	
10 mg/kg	-
30 mg/kg	-
100 mg/kg	-
Compound 28	
10 mg/kg	-
30 mg/kg	+++
100 mg/kg	+++
Compound 1	
10 mg/kg	-
30 mg/kg	+++
100 mg/kg	+++

Compound/Doses	Effect
Compound 2	
10 mg/kg	-
30 mg/kg	-
100 mg/kg	+++
Compound 3	
10 mg/kg	+++
30 mg/kg	+++
100 mg/kg	-
Compound 10	
10 mg/kg	+++
30 mg/kg	+++
100 mg/kg	+++
Compound 75	
10 mg/kg	-
30 mg/kg	-
100 mg/kg	-
Compound 76	
10 mg/kg	-
30 mg/kg	-
100 mg/kg	-
Compound 13	
10 mg/kg	-
30 mg/kg	-
100 mg/kg	+++
Compound 140	
10 mg/kg	-
30 mg/kg	-
100 mg/kg	-
Compound 78	
10 mg/kg	-
30 mg/kg	-
100 mg/kg	-

Compound/Doses	Effect
Compound 158	
3 mg/kg	-
10 mg/kg	-
30 mg/kg	-
100 mg/kg	+++
Compound 130	
3 mg/kg	-
10 mg/kg	-
30 mg/kg	-
Compound 131	
3 mg/kg	-
10 mg/kg	-
30 mg/kg	-
Compound 171	
3 mg/kg	-
10 mg/kg	-
30 mg/kg	-
100 mg/kg	+++
Compound 172	
3 mg/kg	-
10 mg/kg	-
30 mg/kg	-
100 mg/kg	-
Compound 129	
3 mg/kg	+++
10 mg/kg	+++
30 mg/kg	+++
Compound 310	
3 mg/kg	-
10 mg/kg	-
30 mg/kg	+++

Compound/Doses	Effect
Compound 205	
3 mg/kg	-
10 mg/kg	-
30 mg/kg	+++
Compound 311	
3 mg/kg	-
10 mg/kg	-
30 mg/kg	+++
Compound 213	
3 mg/kg	-
10 mg/kg	+++
30 mg/kg	+++
Compound 170	
3 mg/kg	-
10 mg/kg	+++
30 mg/kg	+++
Compound 242	
3 mg/kg	-
10 mg/kg	-
30 mg/kg	-
Compound 127	
3 mg/kg	+++
10 mg/kg	-
30 mg/kg	+++
Compound 102	
3 mg/kg	-
10 mg/kg	-
30 mg/kg	-

*P<0.05 vs. vehicle

- : No change in PPI
- +: Significant increase in PPI at one pre-pulse intensity (P value < 0.05)
- ++: Significant increase in PPI at two pre-pulse intensities (P value < 0.05)
- +++ : Significant increase in PPI at three pre-pulse intensities (P value < 0.05)

Table 2: Effects of Compounds on PCP-Induced Hyperactivity Responses in Mice

Compound/Doses	Total Distance Traveled (cm)
Compound 4	
0.3 mg/kg Compound + PCP	+
1 mg/kg Compound + PCP	+
3 mg/kg Compound + PCP	+
10 mg/kg Compound + PCP	+
30 mg/kg Compound + PCP	+
100 mg/kg Compound + PCP	+
Compound 27	
0.3 mg/kg Compound + PCP	-
1 mg/kg Compound + PCP	-
3 mg/kg Compound + PCP	-
10 mg/kg Compound + PCP	+
30 mg/kg Compound + PCP	+
100 mg/kg Compound + PCP	+
Compound 28	
0.3 mg/kg Compound + PCP	+
1 mg/kg Compound + PCP	+
3 mg/kg Compound + PCP	+
10 mg/kg Compound + PCP	+
30 mg/kg Compound + PCP	+
100 mg/kg Compound + PCP	+
Compound 2	
10 mg/kg Compound + PCP	+
30 mg/kg Compound + PCP	+
100 mg/kg Compound + PCP	-
Compound 3	
10 mg/kg Compound + PCP	-
30 mg/kg Compound + PCP	-
100 mg/kg Compound + PCP	-

Compound/Doses	Total Distance Traveled (cm)
Compound 1	
10 mg/kg Compound + PCP	+
30 mg/kg Compound + PCP	+
100 mg/kg Compound + PCP	-
Compound 5	
10 mg/kg Compound + PCP	+
30 mg/kg Compound + PCP	+
100 mg/kg Compound + PCP	+
Compound 57	
10 mg/kg Compound + PCP	+
30 mg/kg Compound + PCP	+
100 mg/kg Compound + PCP	+
Compound 58	
10 mg/kg Compound + PCP	+
30 mg/kg Compound + PCP	+
100 mg/kg Compound + PCP	+
Compound 10	
10 mg/kg Compound + PCP	+
30 mg/kg Compound + PCP	+
100 mg/kg Compound + PCP	+
Compound 75	
10 mg/kg Compound + PCP	+
30 mg/kg Compound + PCP	-
100 mg/kg Compound + PCP	+
Compound 76	
10 mg/kg Compound + PCP	-
30 mg/kg Compound + PCP	-
100 mg/kg Compound + PCP	+
Compound 140	
10 mg/kg Compound + PCP	-
30 mg/kg Compound + PCP	-
100 mg/kg Compound + PCP	+

Compound/Doses	Total Distance Traveled (cm)
Compound 78	
10 mg/kg Compound + PCP	+
30 mg/kg Compound + PCP	+
100 mg/kg Compound + PCP	+
Compound 129	
0.3 mg/kg Compound + PCP	+
1 mg/kg Compound + PCP	+
3 mg/kg Compound + PCP	+
10 mg/kg Compound + PCP	+
30 mg/kg Compound + PCP	+
100 mg/kg Compound + PCP	+
Compound 130	
0.3 mg/kg Compound + PCP	-
1 mg/kg Compound + PCP	-
3 mg/kg Compound + PCP	+
10 mg/kg Compound + PCP	+
30 mg/kg Compound + PCP	+
100 mg/kg Compound + PCP	+
Compound 119	
10 mg/kg Compound + PCP	+
30 mg/kg Compound + PCP	+
100 mg/kg Compound + PCP	+
Compound 158	
1 mg/kg Compound + PCP	+
3 mg/kg Compound + PCP	+
10 mg/kg Compound + PCP	+
30 mg/kg Compound + PCP	+
100 mg/kg Compound + PCP	+
Compound 131	
0.3 mg/kg Compound + PCP	-
1 mg/kg Compound + PCP	+
3 mg/kg Compound + PCP	+

Compound/Doses	Total Distance Traveled (cm)
Compound 171	
0.3 mg/kg Compound + PCP	-
1 mg/kg Compound + PCP	-
3 mg/kg Compound + PCP	-
10 mg/kg Compound + PCP	-
30 mg/kg Compound + PCP	+
Compound 172	
0.3 mg/kg Compound + PCP	-
1 mg/kg Compound + PCP	+
3 mg/kg Compound + PCP	+
10 mg/kg Compound + PCP	-
30 mg/kg Compound + PCP	-
Compound 127	
0.3 mg/kg Compound + PCP	-
1 mg/kg Compound + PCP	-
3 mg/kg Compound + PCP	+
10 mg/kg Compound + PCP	+
30 mg/kg Compound + PCP	-
Compound 310	
0.3 mg/kg Compound + PCP	+
1 mg/kg Compound + PCP	-
3 mg/kg Compound + PCP	-
10 mg/kg Compound + PCP	+
30 mg/kg Compound + PCP	+
Compound 311	
0.3 mg/kg Compound + PCP	-
1 mg/kg Compound + PCP	+
3 mg/kg Compound + PCP	+
10 mg/kg Compound + PCP	+
30 mg/kg Compound + PCP	+

Compound/Doses	Total Distance Traveled (cm)
Compound 205	
0.3 mg/kg Compound + PCP	+
1 mg/kg Compound + PCP	+
3 mg/kg Compound + PCP	+
10 mg/kg Compound + PCP	+
30 mg/kg Compound + PCP	+
Compound 213	
0.3 mg/kg Compound + PCP	+
1 mg/kg Compound + PCP	+
3 mg/kg Compound + PCP	+
10 mg/kg Compound + PCP	+
30 mg/kg Compound + PCP	+
Compound 170	
0.3 mg/kg Compound + PCP	-
1 mg/kg Compound + PCP	-
3 mg/kg Compound + PCP	-
10 mg/kg Compound + PCP	-
30 mg/kg Compound + PCP	-
Compound 242	
0.3 mg/kg Compound + PCP	-
1 mg/kg Compound + PCP	+
3 mg/kg Compound + PCP	+
10 mg/kg Compound + PCP	+
30 mg/kg Compound + PCP	+
Compound 102	
0.3 mg/kg Compound + PCP	-
1 mg/kg Compound + PCP	+
3 mg/kg Compound + PCP	+
10 mg/kg Compound + PCP	+
30 mg/kg Compound + PCP	+

*P<0.05 vs. vehicle + PCP

- : No inhibition of PCP hyperactivity

+ : Significant inhibition of PCP hyperactivity (P value < 0.05)

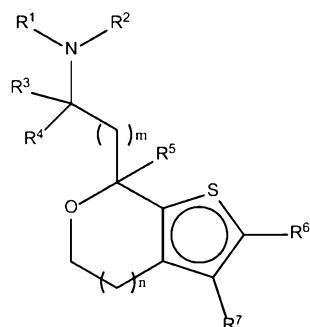
[00428] The embodiments described above are intended to be merely exemplary, and those skilled in the art will recognize, or will be able to ascertain using no more than routine experimentation, numerous equivalents of specific compounds, materials, and procedures. All such equivalents are considered to be within the scope of the disclosure and are encompassed by the appended claims.

[00429] All of the patents, patent applications and publications referred to herein are incorporated by reference herein in their entireties. Citation or identification of any reference in this application is not an admission that such reference is available as prior art to this application. The full scope of the disclosure is better understood with reference to the appended claims.

[00430] It is to be understood that, if any prior art publication is referred to herein, such reference does not constitute an admission that the publication forms a part of the common general knowledge in the art, in Australia or any other country.

The claims defining the invention are as follows:

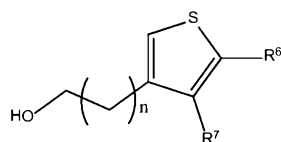
1. A method for preparing a compound of formula (IVa):



(IVa),

or a pharmaceutically acceptable salt or stereoisomer thereof, the method comprising:

- (a) treating a hydroxyalkyl thiophene of formula (i):



(i),

with an amino-aldehyde acetal and an acid to produce a compound of formula (IVa), wherein:

m is 0;

n is 1;

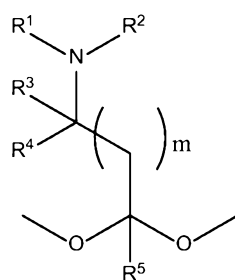
R¹ and R² are each independently hydrogen or C₁-C₄ alkyl;

R³ and R⁴ are each independently hydrogen or C₁-C₄ alkyl;

R⁵ is hydrogen; and

R⁶ and R⁷ are each independently hydrogen, halo, or C₁-C₄ alkyl.

2. The method of claim 1, wherein the amino-aldehyde acetal is an amino-aldehyde dimethyl acetal of formula (ii):



(ii)

wherein:

m is 0;

n is 1;

R¹ and R² are each independently hydrogen or C₁-C₄ alkyl;

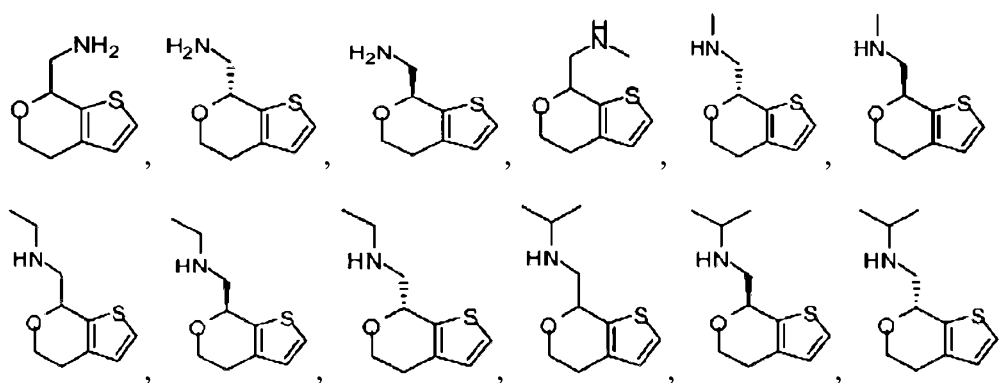
R³ and R⁴ are each independently hydrogen or C₁-C₄ alkyl;

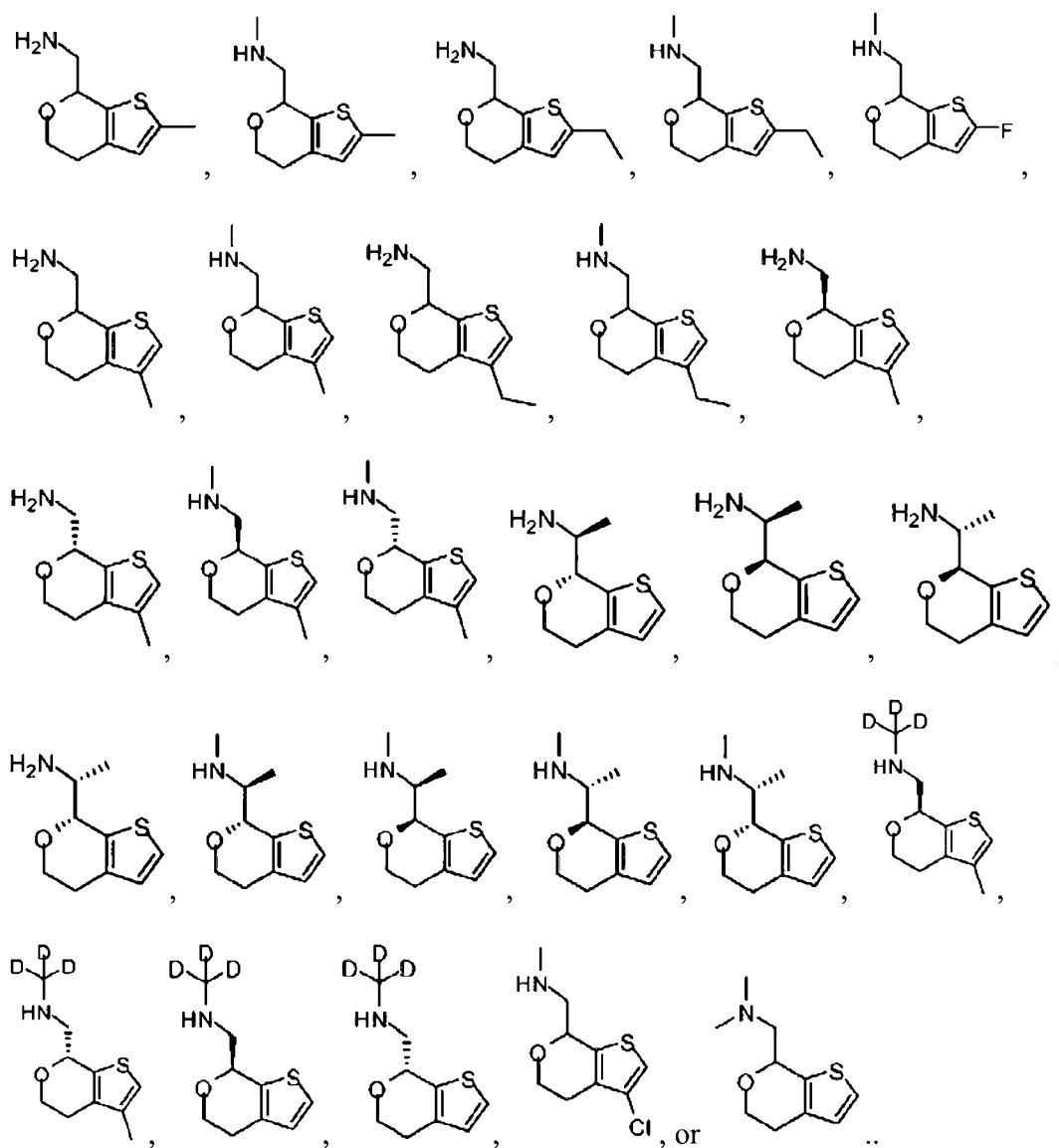
R⁵ is hydrogen; and

R⁶ and R⁷ are each independently hydrogen, halo, or C₁-C₄ alkyl.

3. The method of claim 1, wherein the amino-aldehyde acetal comprises an amino-aldehyde diethyl acetal.
4. The method of any one of claims 1-3, wherein the acid comprises trifluoromethyl sulfonic acid.
5. The method of any one of claims 1-4, wherein the treating of the hydroxyalkyl thiophene with an amino-aldehyde acetal and an acid is carried out in an ether solvent.
6. The method of claim 5, wherein the ether solvent is 1,4-dioxane.
7. The method of any one of claims 1-6, further comprising the step of (b) treating the product of step (a) with a base.
8. The method of claim 7, wherein the base comprises potassium hydroxide.
9. The method of claim 8, wherein the base is aqueous potassium hydroxide.
10. The method of any one of claims 1-9, wherein the method produces at least one stereoisomer of the compound of formula (IVa), or a pharmaceutically acceptable salt thereof.

11. The method of claim 10, wherein the method produces a mixture comprising more than one stereoisomer of the compound of formula (IVa), or a pharmaceutically acceptable salt thereof.
12. The method of claim 11, wherein the method further comprises the step of (c) isolating one stereoisomer of the compound of formula (IVa) or a pharmaceutically acceptable salt thereof by resolution of the mixture.
13. The method of claim 12, wherein the resolution comprises at least one of chiral chromatography, recrystallization, diastereomeric salt formation, or derivatization of the more than one stereoisomer of the compound of formula (IVa) into diastereomeric adducts followed by separation.
14. The method of claim 13, wherein the resolution comprises diastereomeric salt formation.
15. The method of any one of claims 1-14, wherein the compound of formula (IVa) or a pharmaceutically acceptable salt thereof comprises a pharmaceutically acceptable salt.
16. The method of claim 15, wherein the compound of formula (IVa) or a pharmaceutically acceptable salt or stereoisomer thereof comprises a hydrochloride salt.
17. The method of any one of claims 1-16, wherein R^3 and R^4 are each hydrogen and R^6 and R^7 are each independently hydrogen or C_1 - C_4 alkyl.
18. The method of any one of claims 1-17, wherein the compound of formula (IVa) or a pharmaceutically acceptable salt or stereoisomer thereof is selected from the following compounds or pharmaceutically acceptable salts or stereoisomers thereof:

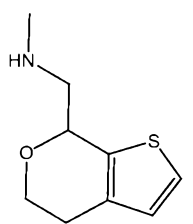




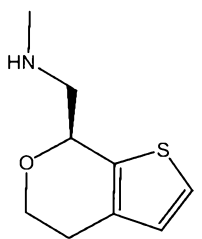
19. The method of any one of claims 1-17, wherein R^2 , R^3 , R^4 , R^5 , R^6 , and R^7 are each hydrogen.

20. The method of claim 19, wherein R^1 is methyl.

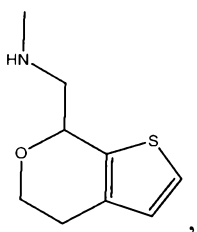
21. The method of any one of claims 1-20, wherein said compound of formula (IVa) is



22. The method of any one of claims 1-21, wherein said compound of formula (IVa) is

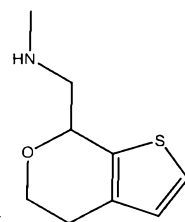


23. A method for preparing a compound of formula

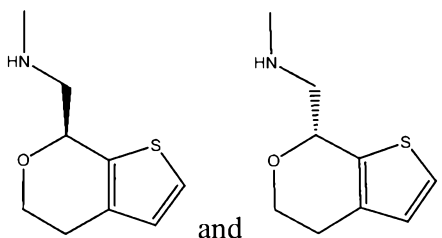


or a pharmaceutically acceptable salt or stereoisomer thereof, comprising combining 2-(Thiophen-3-yl)ethanol, *N*-methyl-2,2-dimethoxyethanamine and triflic acid and isolating said compound.

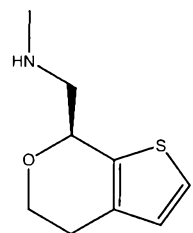
24. The method according to claim 23, further comprising resolving



into

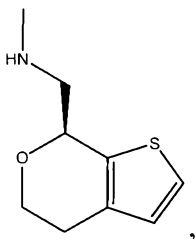


25. The method according to claim 24, further comprising isolating



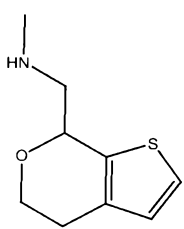
26. The method according to claim 25, wherein said resolving is accomplished using chiral chromatography.

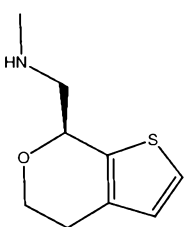
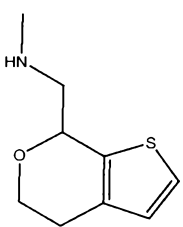
27. A method for preparing a compound of formula



or a pharmaceutically acceptable salt or stereoisomer thereof, comprising:

combining 2-(Thiophen-3-yl)ethanol, *N*-methyl-2,2-dimethoxyethanamine, and triflic

acid; isolating  ; and

resolving  from  .

28. The method according to claim 27, wherein said resolving is accomplished using chiral chromatography.