



US00D378271S

**United States Patent** [19]  
**Bury**

[11] **Patent Number:** **Des. 378,271**  
[45] **Date of Patent:** **\*\*Mar. 4, 1997**

[54] **CHAIR LEG BOOTIE** 4,869,305 9/1989 Jones ..... D8/322 X

[76] Inventor: **Barbara J. Bury**, 1107 Esther St.,  
Franklin Square, N.Y. 11010

[\*\*] Term: **14 Years**

[21] Appl. No.: **32,737**

[22] Filed: **Dec. 27, 1994**

[52] U.S. Cl. .... **D8/400**

[58] **Field of Search** ..... D8/400, 402, 403,  
D8/499, 322; D5/63; D6/491, 592, 610,  
615, 595, 601; D7/624; D9/444, 305; D11/143;  
D28/5; 248/188.9; 150/154, 155, 158, 900,  
901; 16/DIG. 2; 383/905

[56] **References Cited**

**U.S. PATENT DOCUMENTS**

D. 92,044	4/1934	Snyder	.....	D6/601
D. 102,485	12/1936	Karfoil	.....	D6/615
D. 143,253	12/1945	Vivadou	.....	D28/6 X
D. 143,255	12/1945	Vivadou	.....	D28/6
D. 299,904	2/1989	Smith	.....	D8/322 X
D. 318,440	7/1991	Williams	.....	D6/601 X
331,357	12/1885	Wineberger	.....	383/905 X
D. 358,728	5/1995	Harris	.....	D6/491
3,402,052	9/1968	Walker	.....	383/905 X

**FOREIGN PATENT DOCUMENTS**

1011649 12/1965 United Kingdom ..... 383/71

*Primary Examiner*—Ted Shooman  
*Assistant Examiner*—C. Tuttle  
*Attorney, Agent, or Firm*—Galgano & Burke

[57] **CLAIM**

The ornamental design for a chair leg bootie, as shown and described.

**DESCRIPTION**

FIG. 1 is top plan view of a chair leg bootie showing my new design;  
FIG. 2 is a side elevational view thereof;  
FIG. 3 is a bottom plan view thereof;  
FIG. 4 is a perspective view shown on an enlarged scale and configured for use;  
FIG. 5 is a bottom plan view of FIG. 4 on a slightly reduced scale; and,  
FIG. 6 is an enlarged fragmentary view of the lace edging.  
The partially illustrated lace pattern is understood to continue throughout the region bounded by the broken lines on the drawing.

**1 Claim, 2 Drawing Sheets**

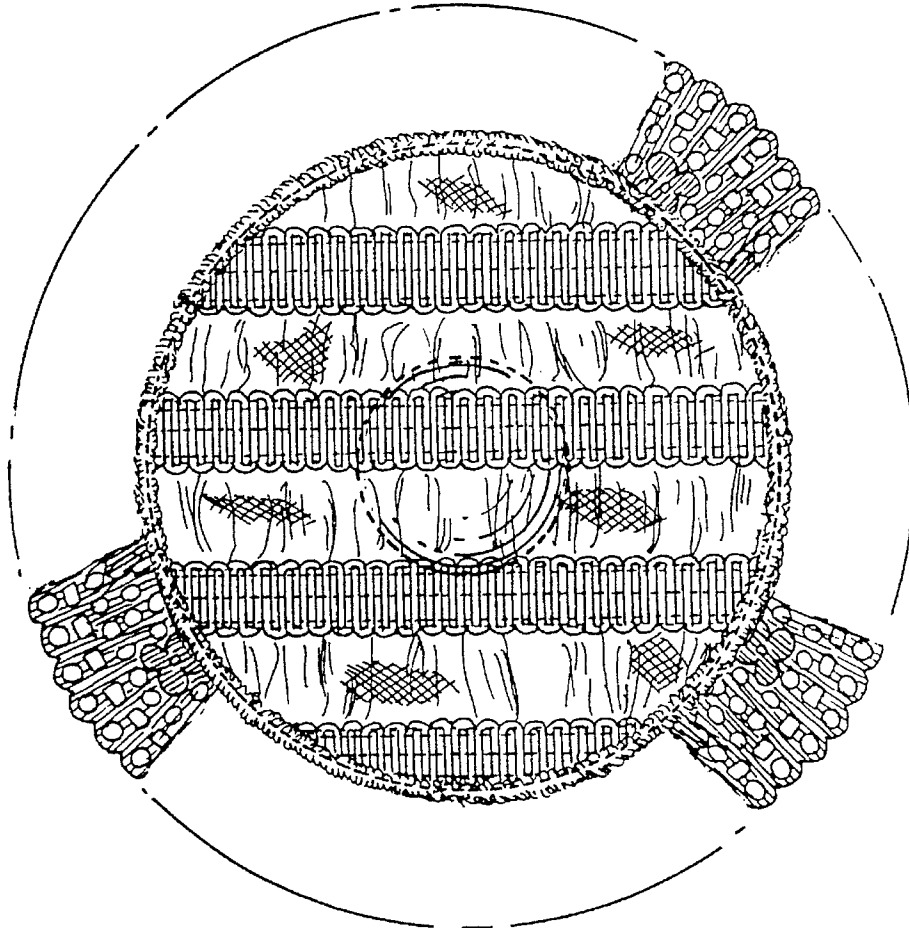


FIG. 1

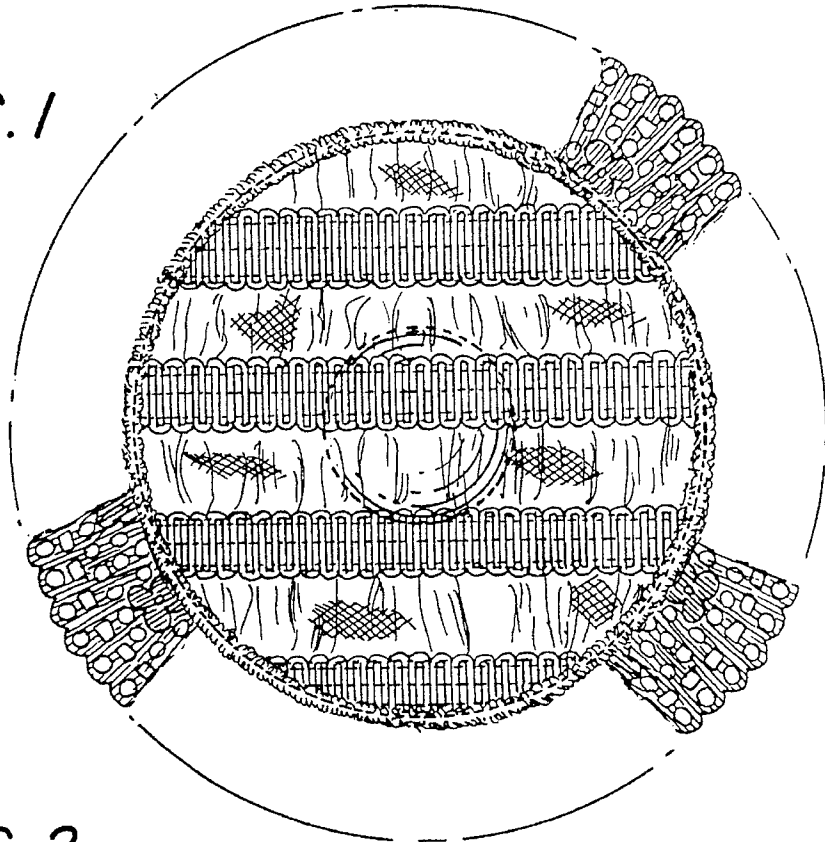


FIG. 2



FIG. 3

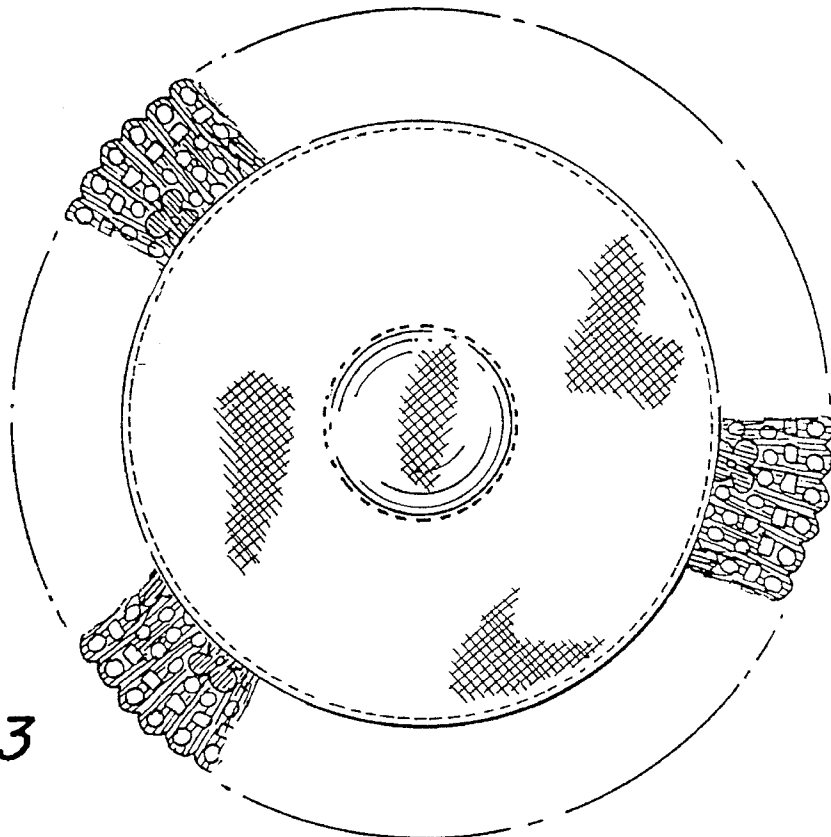


FIG. 4

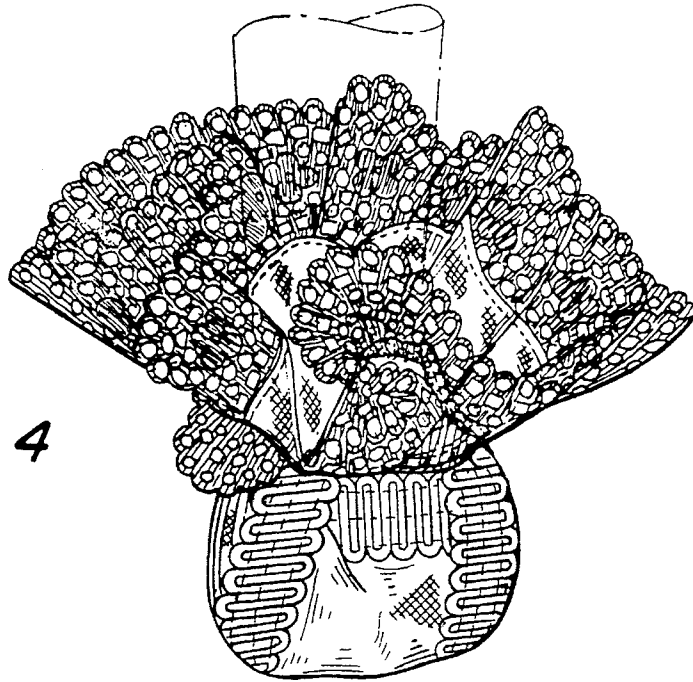


FIG. 6



FIG. 5

