

(19)



(11)

EP 3 233 827 B1

(12)

EUROPEAN PATENT SPECIFICATION

(45) Date of publication and mention of the grant of the patent:

08.07.2020 Bulletin 2020/28

(21) Application number: **15808404.6**

(22) Date of filing: **14.12.2015**

(51) Int Cl.:

C07D 401/14 <small>(2006.01)</small>	C07D 405/14 <small>(2006.01)</small>
C07D 413/14 <small>(2006.01)</small>	C07D 471/04 <small>(2006.01)</small>
C07D 491/04 <small>(2006.01)</small>	C07D 493/04 <small>(2006.01)</small>
C07D 495/04 <small>(2006.01)</small>	C07D 497/04 <small>(2006.01)</small>
A61K 31/395 <small>(2006.01)</small>	A61P 31/04 <small>(2006.01)</small>

(86) International application number:
PCT/EP2015/079528

(87) International publication number:
WO 2016/096686 (23.06.2016 Gazette 2016/25)

(54) ANTIBACTERIAL COMPOUNDS HAVING BROAD SPECTRUM OF ACTIVITY

ANTIBAKTERIELLE VERBINDUNGEN MIT BREITSPEKTRUMSAKTIVITÄT

COMPOSES ANTIBACTERIENS AYANT UN SPECTRE D'ACTIVITÉ LARGE

(84) Designated Contracting States:

AL AT BE BG CH CY CZ DE DK EE ES FI FR GB GR HR HU IE IS IT LI LT LU LV MC MK MT NL NO PL PT RO RS SE SI SK SM TR

Designated Extension States:

BA ME

Designated Validation States:

MA MD

(30) Priority: **17.12.2014 EP 14198414**

(43) Date of publication of application:

25.10.2017 Bulletin 2017/43

(73) Proprietor: **Aziende Chimiche Riunite Angelini**

Francesco A.C.R.A.F. S.p.A.

00181 Roma (IT)

(72) Inventors:

- **OMBRATO, Rosella**
00143 Roma (IT)
- **GAROFALO, Barbara**
00179 Roma (IT)

- **MANGANO, Giorgina**
00139 Roma (IT)
- **CAPEZZONE DE JOANNON, Alessandra**
00161 Roma (IT)
- **CORSO, Gaia**
00143 Roma (IT)
- **CAVARISCHIA, Claudia**
00159 Roma (IT)
- **FURLOTTI, Guido**
00151 Roma (IT)
- **IACOANGELI, Tommaso**
00159 Roma (IT)

(74) Representative: **Merli, Silvia et al**

Marchi & Partners S.r.l.

Via Vittor Pisani, 13

20124 Milano (IT)

(56) References cited:

WO-A1-2010/081874	WO-A1-2010/084152
WO-A1-2013/068948	

EP 3 233 827 B1

Note: Within nine months of the publication of the mention of the grant of the European patent in the European Patent Bulletin, any person may give notice to the European Patent Office of opposition to that patent, in accordance with the Implementing Regulations. Notice of opposition shall not be deemed to have been filed until the opposition fee has been paid. (Art. 99(1) European Patent Convention).

Description**FIELD OF THE INVENTION**

5 [0001] The present invention relates to novel antibacterial compounds, pharmaceutical compositions containing them and their use as antimicrobials.

BACKGROUND OF THE INVENTION

10 [0002] DNA topoisomerases are enzymes involved in the modification of the DNA-supercoiling during replication or transcription. These enzymes bind to single-stranded or double-stranded DNA and cut the phosphate backbone of the DNA such that the DNA strand is untangled or unwound. At the end of the replication or transcription processes, the enzymes themselves reseal the DNA backbone.

15 [0003] DNA topoisomerases are classified as type I when cut a single strand of a DNA double helix and as type II when cut both strands of a DNA double helix.

[0004] Bacterial type II topoisomerases comprise DNA gyrase and topoisomerase IV (TopoIV), which are heterotrimeric enzymes concurrently present in almost all the prokaryotic cells. Both the enzymes are necessary for DNA replication and, hence, for bacterial cell growth and division.

20 [0005] Bacterial type II topoisomerases are a proven antibacterial target, in particular of compounds belonging to fluoroquinolone class.

[0006] Fluoroquinolones are broad-spectrum antibacterial drugs that play an important role in treatment of bacterial infections, especially hospital-acquired infections and infections in which resistance to other classes of antibacterial drugs is suspected. Fluoroquinolones act by inhibiting the DNA gyrase in Gram negative bacteria and the topoisomerase IV in Gram positive bacteria.

25 [0007] However, resistance to fluoroquinolones emerged in recent years due to mutations that altered either the active site of the drug targets DNA gyrase and topoisomerase IV or the drug accumulation. In addition, resistance to quinolones can be mediated by plasmids that produce the Qnr protein, which protects the quinolone targets from inhibition (G.A. Jacoby, CID, 2005:41, Suppl. 2, SD120-S126).

30 [0008] According to the World Health Organization, the antimicrobial resistance (AMR) is the resistance of a microorganism to an antimicrobial drug to which it was originally sensitive. Resistant bacteria are able to withstand attack by antibiotics and antibacterial drugs, so that standard treatments become ineffective and infections persist increasing risk of spread to others.

35 [0009] Mitton-Fry M.J. et al. (Bioorg. Med. Chem. Lett., 23, 2010, 2955-2961) developed novel quinolone derivatives as inhibitors of bacterial DNA gyrase and topoisomerase IV. Given the importance of stepwise target mutations in the clinical history of fluoroquinolones resistance, the authors felt strongly that providing inhibition of TopoIV alongside DNA gyrase was critically important. According to the authors, such dual-targeting activity should slow the rate of resistance emergence in the clinic, since organism which mutate DNA gyrase to avoid inhibition would still be susceptible to killing via TopoIV inhibition.

40 [0010] Surivet J.P. et al. (J. Med. Chem. 2013, 56, 7396-7415) reported the design of novel bacterial dual DNA gyrase and TopoIV inhibitors comprising a tetrahydropyran core and demonstrated that dual inhibition of DNA gyrase and TopoIV is required to minimize the rate of resistance development.

[0011] WO 2006/105289 relates to heterocyclic compounds, more particularly pyrazole compounds, which were tested for inhibition of both DNA gyrase and topoisomerase IV.

45 [0012] WO 02/072572, WO 2006/021448, WO 2008/139288, WO 2010/081874, WO 2010/084152, WO 2013/068948 and WO 2013/080156 disclose heterocyclic compounds endowed with antimicrobial activity.

[0013] WO 96/10568 and WO 2012/003418 disclose heterocyclic compounds endowed with other therapeutic activity.

SUMMARY OF THE INVENTION

50 [0014] The Applicant recognized that there is a strong and continuous need for antibacterial drugs that overcome the problem of resistant bacteria.

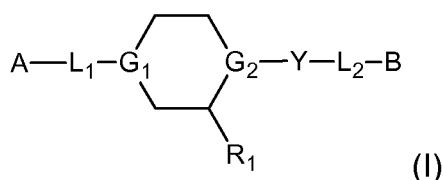
[0015] The Applicant faced the problem to develop new antibacterial compounds that allow to overcome the problem of antibacterial resistance.

55 [0016] More in particular, the Applicant faced the problem to develop new antibacterial compounds capable of concurrently inhibit bacterial type II topoisomerases, i.e. DNA gyrase and topoisomerase IV.

[0017] Also, the Applicant faced the problem to develop new antibacterial compounds having broad spectrum of activity, i.e. useful against Gram positive and/or Gram negative bacteria.

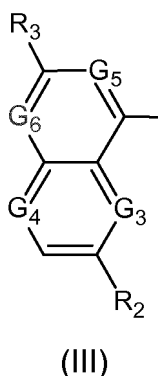
[0018] Thus, in a first embodiment, the present invention relates to a compound of formula (I):

EP 3 233 827 B1



wherein

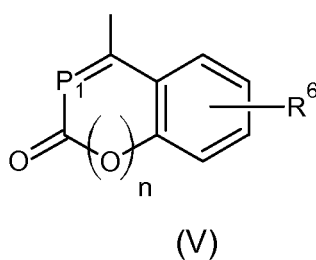
- 10 G_1 and G_2 , identical or different each other, are CH or N, provided that at least one of G_1 and G_2 is N;
- R_1 is hydrogen atom, halogen atom, OH, (C_{1-3}) alkyl, (C_{1-3}) alkoxy, (C_{1-3}) alkyl-OH, -COOR' or -CONR'R'', wherein R' and R'', identical or different each other, are hydrogen atom or (C_{1-3}) alkyl;
- 15 L_1 is a σ bond, -CH₂-, -O- or -NH-;
- Y is (C_{1-6}) alkylenyl group, -NH- (C_{1-6}) alkylenyl group or (C_{4-5}) cycloalkylenyl group, said group being optionally substituted with a hydroxy group or an amino group or a formamido group (-NH-CHO);
- 20 L_2 is σ bond, -NH- or -NH- (C_{1-6}) alkylenyl;
- A is a fused bicyclic group having the following formula (III)

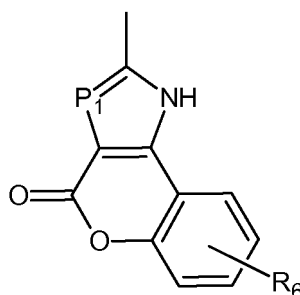


wherein

- 30 G_3 is N or C(R'), wherein R' is H or (C_{1-3}) alkyl;
- G_4 , G_5 , and G_6 identical or different each other, are CH, CF, C-CN, or N,
- R_2 is hydrogen atom, halogen atom, hydroxy, cyano, (C_{1-3}) alkyl, (C_{1-3}) alkoxy, CF₃, OCF₃ or NR'R'', wherein R' and R'', identical or different each other, are hydrogen atom or (C_{1-3}) alkyl; and
- R_3 is hydrogen atom, halogen atom, hydroxy, cyano, (C_{1-3}) alkyl, (C_{1-3}) alkoxy, trifluoromethyl or NR'R'', wherein R' and R'' are hydrogen atom or (C_{1-3}) alkyl;
- 45 and

B is a fused bicyclic group having the following formula (V) or a fused tricyclic group having the following formula (VII):





(VII)

wherein

P_1 is N or CR' , wherein R' is H, CN or CF_3 ;

n is 0 or 1; and

R_6 is hydrogen atom, halogen atom, CF_3 , hydroxy or $NR'R''$, wherein R' and R'' , identical or different each other, are hydrogen atom or (C_{1-3}) alkyl;

and salts of addition with pharmaceutically acceptable organic or inorganic acids or basis, enantiomers, N-oxides and quaternary ammonium salts of said compound of formula (I).

[0019] In a second embodiment, the present invention relates to a pharmaceutical composition comprising at least one compound of formula (I).

[0020] In a third embodiment, the present invention relates to the compounds of formula (I) for use in medicine.

[0021] In a fourth embodiment, the present invention relates to the compounds of formula (I) for use in the treatment of bacterial infections.

[0022] Also disclosed is a method for treating a bacterial infection, comprising the administration of a compound of formula (I) to a patient in need thereof.

[0023] According to a preferred aspect of the present invention, G_3 is N, C(H) or $C(CH_3)$.

[0024] Preferably, R_3 is hydrogen atom, halogen atom, cyano, (C_{1-3}) alkyl or $NR'R''$, wherein R' and R'' are hydrogen atom or (C_{1-3}) alkyl.

[0025] More preferably, R_3 is hydrogen atom, F, Cl, cyano, CH_3 , NH_2 or $N(CH_3)_2$.

[0026] Advantageously, L_1 is a σ bond or $-NH-$.

[0027] Preferably, R_1 is hydrogen atom, fluorine atom, chloride atom, OH, (C_{1-3}) alkyl-OH, $-COOR'$ or $-CON(R')(R'')$, wherein R' and R'' , identical or different each other, are hydrogen atom or (C_{1-3}) alkyl.

[0028] More preferably, R_1 is H, fluorine atom, OH, $-CH_2OH$, $-COOC_2H_5$ or $-CONH_2$.

[0029] Preferably, R_2 is hydrogen atom, halogen atom, hydroxy, cyano, (C_{1-3}) alkyl, (C_{1-3}) alkoxy, OCF_3 , or $NR'R''$, wherein R' and R'' , identical or different each other, are hydrogen atom or (C_{1-3}) alkyl.

[0030] More preferably, R_2 is hydrogen atom, F, Cl, cyano, CH_3 , OCH_3 , NH_2 or $N(CH_3)_2$.

[0031] Preferably, Y is (C_{1-4}) alkylenyl group, $-NH-(C_{1-4})$ alkylenyl group or (C_{4-5}) cycloalkylenyl group, said group being optionally substituted with one hydroxy group or an amino group.

[0032] More preferably, Y is (C_{1-3}) alkylenyl group, $-NH-(C_{1-3})$ alkylenyl group or (C_{4-5}) cycloalkylenyl group, said group being optionally substituted with one hydroxy group or an amino group.

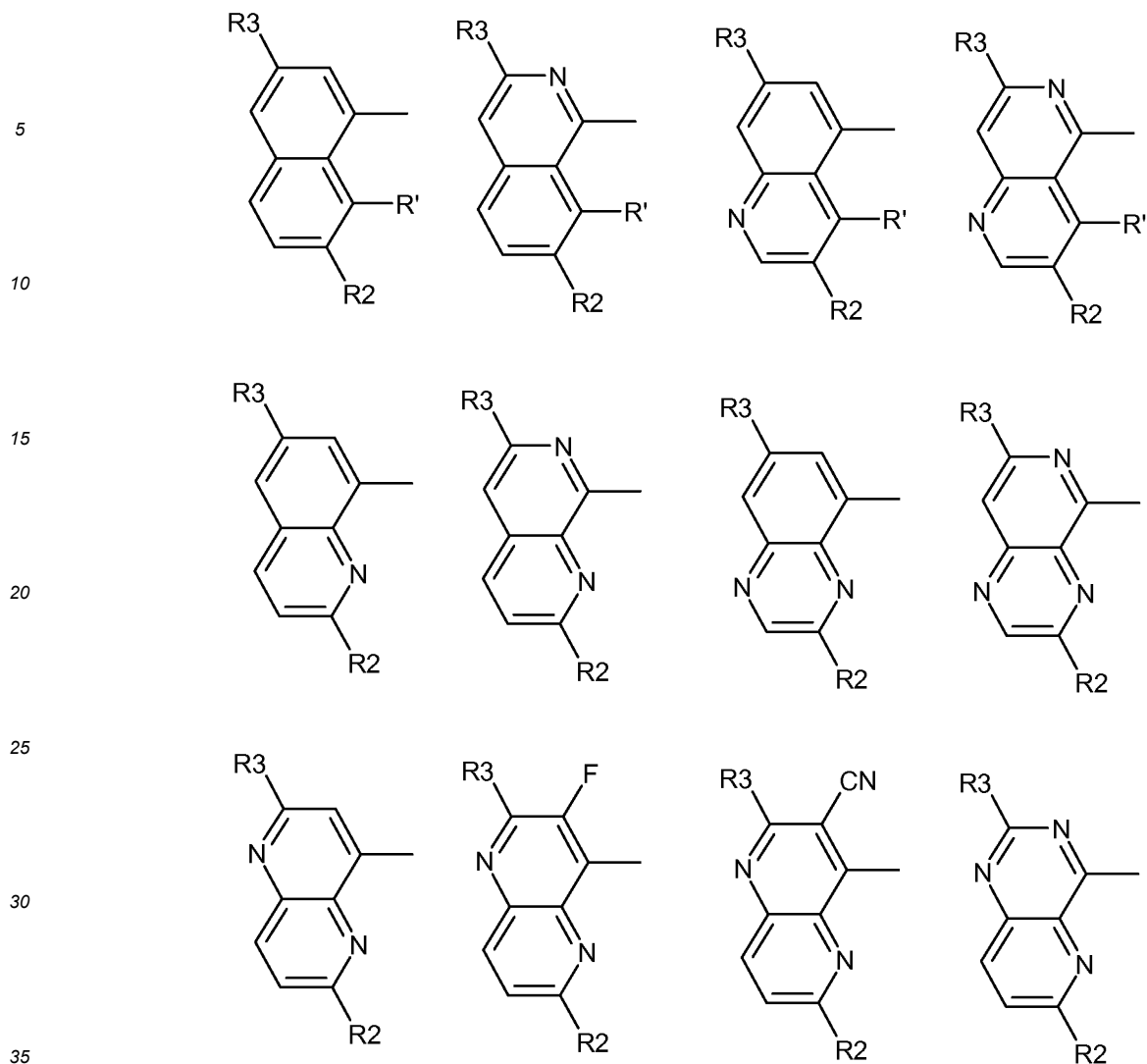
[0033] Preferably, L_2 is σ bond, $-NH-$ or $-NH-(C_{1-3})$ alkylenyl.

[0034] More preferably, L_2 is σ bond, $-NH-$ or $-NH-CH_2-$.

[0035] Preferably, R_6 is hydrogen atom or halogen atom.

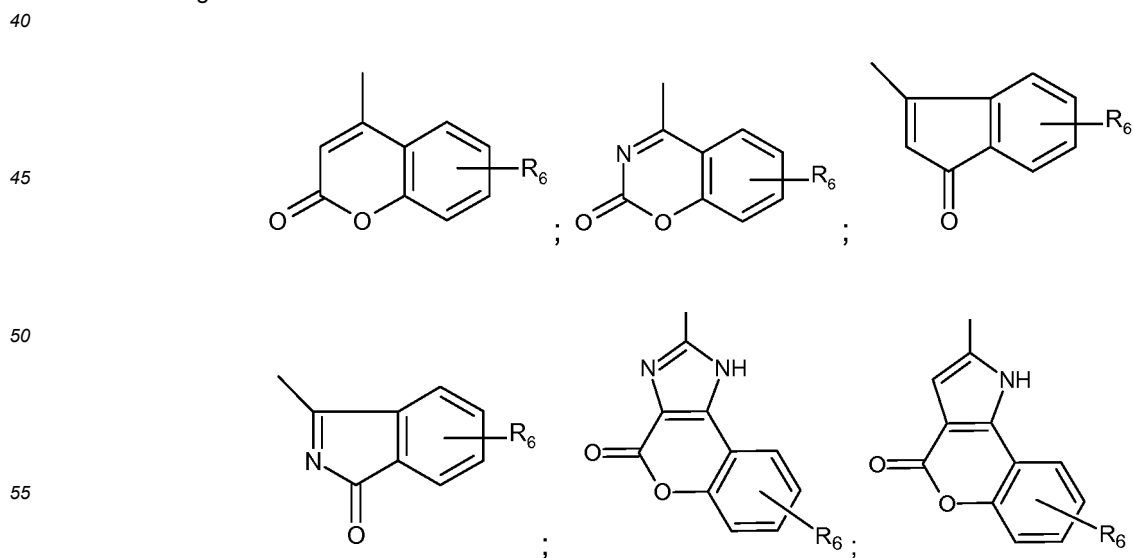
[0036] More preferably, R_6 is hydrogen atom, F or Cl.

[0037] According to a preferred aspect of the present invention, A is a fused bicyclic ring having one of the following formulas:



wherein R¹ is H or (C₁₋₃)alkyl and R₂ and R₃ have the meaning explained above.

[0038] According to a preferred aspect of the present invention, B is a fused bicyclic or tricyclic group having one of the following formulae:



wherein R_6 has the meaning explained above.

[0039] In the present description and in the following claims, the term "(C₁₋₆)alkyl" means a linear or branched alkyl chain comprising from 1 to 6 carbon atoms, such as for example methyl, ethyl, propyl, isopropyl, n-butyl, isobutyl, sec-butyl, tert-butyl, pentyl, isopentyl, sec-pentyl, tert-pentyl, neo-pentyl, 3-pentyl, hexyl, isohexyl.

[0040] In the present description and in the following claims, the term "(C₁₋₃)alkyl" means a linear or branched alkyl chain comprising from 1 to 3 carbon atoms, such as for example methyl, ethyl, propyl, isopropyl.

[0041] In the present description and in the following claims, the term "(C₁₋₆)alkylenyl" means a divalent linear or branched alkyl chain comprising from 1 to 6 carbon atoms, such as for example methylenyl (-CH₂-), ethylenyl (-CH₂CH₂-), propylenyl (-CH₂CH₂CH₂-) or butylenyl (-CH₂CH₂CH₂CH₂-).

[0042] In the present description and in the following claims, the term "(C₄₋₅)cycloalkylenyl" means a divalent cycloalkyl group comprising 4 or 5 carbon atoms, such as cyclobutylenyl and cyclopentylenyl.

[0043] Certain compounds of this invention may exist in tautomeric forms, and this invention includes all such tautomeric forms of those compounds unless otherwise specified.

[0044] Unless otherwise stated, structures depicted herein are also meant to include all stereochemical forms of the structure; i.e., the R and S configurations for each asymmetric center. Thus, single stereochemical isomers as well as enantiomeric and diastereomeric mixtures of the present compounds are within the scope of the invention. Thus, this invention encompasses each diastereomer or enantiomer substantially free of other isomers (>90%, and preferably >95%, free from other stereoisomers on a molar basis) as well as a mixture of such isomers.

[0045] Particular optical isomers can be obtained by resolution of the racemic mixtures according to conventional processes, e.g., by formation of diastereoisomeric salts, by treatment with an optically active acid or base. Examples of appropriate acids are tartaric, diacetyltartaric, dibenzoyltartaric, ditoluoyltartaric, and camphorsulfonic acid and then separation of the mixture of diastereomers by crystallization followed by liberation of the optically active bases from these salts. A different process for separation of optical isomers involves the use of a chiral chromatography column optimally chosen to maximize the separation of the enantiomers. Still another method involves synthesis of covalent diastereomers by reacting compounds of the invention with an optically pure acid in an activated form or an optically pure isocyanate. The synthesized diastereomers can be separated by conventional means such as chromatography, distillation, crystallization or sublimation, and then hydrolyzed to deliver the enantiomerically pure compound.

[0046] Optically active compounds of the invention can be obtained by using active starting materials. These isomers may be in the form of a free acid, a free base, an ester or a salt.

[0047] The compounds of this invention can exist in radiolabeled form, i.e., said compounds may contain one or more atoms containing an atomic mass or mass number different from the atomic mass or mass number: ordinarily found in nature. Radioisotopes of hydrogen, carbon, phosphorous, fluorine and chlorine include ³H, ¹⁴C, ³²P, ³⁵S, ¹⁸F and ³⁶Cl, respectively. Compounds of this invention which contain those radioisotopes and/or other radioisotopes of other atoms are within the scope of this invention. Tritiated, i.e., ³H, and carbon-14, i.e., ¹⁴C, radioisotopes are particularly preferred for their ease of preparation and detectability.

[0048] Radiolabeled compounds of this invention can generally be prepared by methods well known to those skilled in the art. Conveniently, such radiolabeled compounds can be prepared by carrying out the procedures disclosed herein except substituting a readily available radiolabeled reagent for a non-radiolabelled reagent.

[0049] In a second embodiment, the present invention relates to a pharmaceutical composition comprising at least one compound of formula (I) as described above, a salt thereof with a pharmaceutically acceptable organic or inorganic acid or base, or an enantiomer thereof, or a N-oxide thereof, or a quaternary ammonium salt thereof, and at least one pharmaceutically acceptable excipient.

[0050] Preferably, the pharmaceutical composition of the present invention is prepared in suitable dosage forms.

[0051] Examples of suitable dosage forms are tablets, capsules, coated tablets, granules, solutions and syrups for oral administration; solutions, pomade and ointment for topical administration; medicated patches for transdermal administration; suppositories for rectal administration and injectable sterile solutions. Other suitable dosage forms are those with sustained release and those based on liposomes for oral, injectable or transdermal administration. The pharmaceutical compositions of this invention may also be administered by nasal aerosol or inhalation or delivered by implantation (e.g., surgically), such as with an implantable or indwelling device like a stent.

[0052] Other suitable dosage forms are those with sustained release and those based on liposomes for oral, injectable or transdermal administration.

[0053] The dosage forms of the pharmaceutical composition of the present invention can be prepared by techniques that are familiar to a pharmaceutical chemist, and comprise mixing, granulation, compression, dissolution, sterilization and the like.

[0054] Typically, the amount of compound of formula (I) or of the pharmaceutically acceptable quaternary ammonium salt, N-oxide and salt thereof in the pharmaceutical composition of the present invention will be between 0.01 mg to 1,500 mg, preferably between 0.1 mg and 500 mg and more preferably between 1 mg and 200 mg.

[0055] Typically, the amount of compound of formula (I) in the pharmaceutical composition of the present invention

will be such to ensure a level of administration from 0.001 to 20 mg/kg/day. Preferably, the level of administration is from 0.01 to 7.5 mg/kg/day, more preferably from 0.1 to 5 mg/kg/day, and most preferably from 0.5 to 2.5 mg/kg/day.

[0056] As the skilled artisan will appreciate, lower or higher doses than those recited above may be required. Specific dosage and treatment regimens for any particular patient will depend upon a variety of factors, including the activity of the specific compound employed, the age, body weight, general health status, sex, diet, time of administration, rate of excretion, drug combination, the severity and course of the disease, and the patient's disposition to the disease and the judgment of the treating physician.

[0057] The pharmaceutical compositions of this invention may be administered orally, parenterally, by inhalation spray, topically, rectally, nasally, buccally, vaginally or via an implanted reservoir. The term parenteral as used herein includes subcutaneous, intracutaneous, intravenous, intramuscular, intra-articular, intrasynovial, intrasternal, intrathecal, intral-
esional and intracranial injection or infusion techniques.

[0058] As mentioned above, depending on the nature of the substituents, the compound of formula (I) may form addition salts with a pharmaceutically acceptable organic or inorganic acid or base.

[0059] Typical examples of suitable physiologically acceptable inorganic acids are hydrochloric acid, hydrobromic acid, sulfuric acid, phosphoric acid and nitric acid.

[0060] Typical examples of suitable physiologically acceptable organic acids are acetic acid, ascorbic acid, benzoic acid, citric acid, fumaric acid, lactic acid, maleic acid, methanesulfonic acid, oxalic acid, para-toluenesulfonic acid, benzenesulfonic acid, succinic acid, tannic acid and tartaric acid.

[0061] Typical examples of suitable physiologically acceptable inorganic bases are hydroxides, carbonates and hydrogen carbonates of ammonium, calcium, magnesium, sodium and potassium, for instance ammonium hydroxide, calcium hydroxide, magnesium carbonate, sodium hydrogen carbonate and potassium hydrogen carbonate.

[0062] Typical examples of suitable physiologically acceptable organic bases are: arginine, betaine, caffeine, choline, N,N-dibenzylethylenediamine, diethylamine, 2-diethylaminoethanol, 2-dimethylaminoethanol, ethanolamine, ethylenediamine, N-ethylmorpholine, N-ethylpiperidine, N-methylglucamine, glucamine, glucosamine, histidine, N-(2-hydroxyethyl)-piperidine, N-(2-hydroxyethyl)pyrrolidine, isopropylamine, lysine, methylglucamine, morpholine, piperazine, piperidine, theobromine, triethylamine, trimethylamine, tripropylamine and tromethamine.

[0063] As described herein, the pharmaceutical composition of the present invention comprises a compound of the invention together with a pharmaceutically acceptable excipient, which, as used herein, includes any and all solvents, diluents, or other vehicle, dispersion or suspension aids, surface active agents, isotonic agents, thickening or emulsifying agents, preservatives, solid binders, lubricants and the like, as suited to the particular dosage form desired.

[0064] Some examples of materials which can serve as pharmaceutically acceptable excipient include, but are not limited to, sugars such as lactose, glucose and sucrose; starches such as corn starch and potato starch; cellulose and its derivatives such as sodium carboxymethyl cellulose, ethyl cellulose and cellulose acetate; powdered tragacanth; malt; gelatin; talc; excipients such as cocoa butter and suppository waxes; oils such as peanut oil, cottonseed oil; safflower oil; sesame oil; olive oil; corn oil and soybean oil; glycols; such a propylene glycol; esters such as ethyl oleate and ethyl laurate; agar; buffering agents such as magnesium hydroxide and aluminum hydroxide; alginic acid; pyrogen-free water; isotonic saline; Ringer's solution; ethyl alcohol, and phosphate buffer solutions, other non-toxic compatible lubricants such as sodium lauryl sulfate and magnesium stearate, coloring agents, releasing agents, coating agents, sweetening, flavoring and perfuming agents, preservatives and antioxidants.

[0065] The terms "pharmaceutically acceptable" and "physiologically acceptable" are intended to define, without any particular limitation, any material suitable for preparing a pharmaceutical composition to be administered to a living being. In a third embodiment, the present invention relates to the compounds of formula (I) for use in medicine.

[0066] In a fourth embodiment, the present invention relates to the compounds of formula (I) for use in the treatment of bacterial infections.

[0067] Also disclosed is a method for treating a bacterial infection, comprising the administration of a compound of formula (I) to a patient in need thereof.

[0068] Preferably, said bacterial infection is a skin infection, a mucosal infection, a gynaecological infection, a respiratory tract infection (RTI), a CNS infections, a gastro-intestinal infection, a bone infection, a cardiovascular infection, a sexually transmitted infection, or a urinary tract infection.

[0069] More in particular, said bacterial infection is a acute exacerbation of chronic bronchitis (ACEB), an acute otitis media, an acute sinusitis, an infection caused by drug resistant bacteria, a catheter-related sepsis, a chancroid, a chlamydia, a community-acquired pneumonia (CAP), a complicated skin and skin structure infection, an uncomplicated skin and skin structure infection, an endocarditis, a febrile neutropenia, a gonococcal cervicitis, a gonococcal urethritis, a hospital-acquired pneumonia (HAP), a osteomyelitis, a sepsis, a syphilis, a ventilator-associated pneumonia, an intra-abdominal infections, a gonorrhoeae, a meningitis, a tetanus, or a tuberculosis.

[0070] Even more, said bacterial infection can be an atherosclerosis or cardiovascular disease related to infection by *Helicobacter pylori* or *Chlamydia pneumoniae*; a blood and tissue infections, including endocarditis and osteomyelitis, caused by *S. aureus*, *S. haemolyticus*, *E. faecalis*, *E. faecium*, *E. durans*, including strains resistant to known antibacterials

such as, but not limited to, beta-lactams, vancomycin, aminoglycosides, quinolones, chloramphenicol, tetracyclines and macrolides; bronchitis; catheter-related sepsis; chancroid; chlamydia; community-acquired pneumonia; disseminated *Mycobacterium avium* complex (MAC) disease related to infection by *Mycobacterium avium*, or *Mycobacterium intracellulare*; endocarditis; febrile neutropenia; gas gangrene related to infection by *Clostridium perfringens* or *Bacteroides* spp; gastroenteritis infection; glomerulonephritis related to infection by *Streptococcus pyogenes*, Groups C and G streptococci, *Corynebacterium diphtheriae*, or *Actinobacillus haemolyticum*; gonococcal cervicitis; gonococcal urethritis; gynaecological infection; hospital-acquired pneumonia (HAP); infection caused by drug resistant bacteria; infections caused by *Mycobacterium tuberculosis*, *M. leprae*, *M. paratuberculosis*, *M. kansasii*, or *M. chelonae*; intestinal protozoa related to infection by *Cryptosporidium* spp; Lyme disease related to infection by *Borrelia burgdorferi*; conjunctivitis, keratitis, and dacryocystitis related to infection by *Chlamydia trachomatis*, *Neisseria gonorrhoeae*, *S. aureus*, *S. pneumoniae*, *S. pyogenes*, *H. influenzae*, or *Listeria* spp.; mastoiditis related to infection by *Streptococcus pneumoniae*, *Haemophilus influenzae*, *Moraxella catarrhalis*, *Staphylococcus aureus*, *Enterococcus faecalis*, *E. faecium*, *E. casseliflavus*, *S. epidermidis*, *S. haemolyticus*, or *Peptostreptococcus* spp; odontogenic infection related to infection by viridans streptococci; osteomyelitis; otitis media; persistent cough related to infection by *Bordetella pertussis*; pharyngitis; puerperal fever related to infection by *Staphylococcus aureus*, coagulase-negative staphylococci *Streptococcus pyogenes*, *Streptococcus agalactiae*, *Streptococcal* groups C-F (minute colony streptococci), viridans streptococci *Corynebacterium minutissimum*, *Clostridium* spp., or *Bartonella henselae*; respiratory tract infections related to infection by *Mycoplasma pneumoniae*, *Legionella pneumophila*, *Streptococcus pneumoniae*, *Haemophilus influenzae*, or *Chlamydia pneumoniae*; rheumatic fever; sepsis; sexually transmitted diseases related to infection by *Chlamydia trachomatis*, *Haemophilus ducreyi*, *Treponema pallidum*, *Ureaplasma urealyticum*, or *Neisseria gonorrhoeae*; sinusitis; syphilis; systemic febrile syndromes related to infection by *Borrelia recurrentis*; tonsillitis; toxin diseases related to infection by *S. aureus* (food poisoning and toxic shock syndrome), or Groups A, B, and C streptococci; ulcers related to infection by *Helicobacter pylori*; uncomplicated acute urinary tract infections related to infection by *Staphylococcus aureus* coagulase-negative staphylococcal species, or *Enterococcus* spp; uncomplicated skin and soft tissue infections and abscesses; urethritis and cervicitis; urinary tract infection; central nervous system infections; device related infections caused by staphylococci; musculoskeletal infection caused by staphylococci; Shiga toxin-producing *E. coli*; *Haemophilus influenzae* (invasive disease); legionellosis; psittacosis/ornithosis *Chlamydia psittaci*; salmonellosis caused by *Salmonella* spp; shigellosis by *Shigella* spp; streptococcal toxic shock syndrome; staphylococcal toxic shock syndrome; and typhoid fever caused by *Salmonella typhi*.

[0071] The bacterial infection can be an infection caused by *Acinetobacter* spp, *Bacteroides* spp, *Burkholderia* spp, *Campylobacter* spp, *Chlamydia* spp, *Chlamydomphila* spp, *Clostridium* spp, *Enterobacter* spp, *Enterococcus* spp, *Escherichia* spp, *Gardnerella* spp, *Haemophilus* spp, *Helicobacter* spp, *Klebsiella* spp, *Legionella* spp, *Moraxella* spp, *Morganella* spp, *Mycoplasma* spp, *Neisseria* spp, *Peptostreptococcus* spp, *Proteus* spp, *Pseudomonas* spp, *Salmonella* spp, *Serratia* spp, *Staphylococcus* spp, *Streptococcus* spp, *Stenotrophomonas* spp, *Ureaplasma* spp, aerobes, obligate anaerobes, facultative anaerobes, gram-positive bacteria, gram-negative bacteria, gram-variable bacteria, and atypical respiratory pathogens.

[0072] More in particular, the bacterial infection can be an infection caused by *Acinetobacter baumannii*, *Acinetobacter haemolyticus*, *Acinetobacter junii*, *Acinetobacter johnsonii*, *Acinetobacter Iwoffii*, *Bacteroides bivius*, *Bacteroides fragilis*, *Burkholderia cepacia*, *Campylobacter jejuni*, *Chlamydia pneumoniae*, *Chlamydia urealyticus*, *Chlamydomphila pneumoniae*, *Clostridium difficile*, *Enterobacter aerogenes*, *Enterobacter cloacae*, *Enterococcus faecalis*, *Enterococcus faecium*, *Escherichia coli*, *Gardnerella vaginalis*, *Haemophilus parainfluenzae*, *Haemophilus influenzae*, *Helicobacter pylori*, *Klebsiella pneumoniae*, *Legionella pneumophila*, Methicillin-resistant *Staphylococcus aureus*, Methicillin-susceptible *Staphylococcus aureus*, *Moraxella catarrhalis*, *Morganella morganii*, *Mycoplasma pneumoniae*, *Neisseria gonorrhoeae*, Penicillin-resistant *Streptococcus pneumoniae*, Penicillin-susceptible *Streptococcus pneumoniae*, *Peptostreptococcus magnus*, *Peptostreptococcus micros*, *Peptostreptococcus anaerobius*, *Peptostreptococcus asaccharolyticus*, *Peptostreptococcus prevotii*, *Peptostreptococcus tetradius*, *Peptostreptococcus vaginalis*, *Proteus mirabilis*, *Pseudomonas aeruginosa*, Quinolone-Resistant *Staphylococcus aureus*, Quinolone-Resistant *Staphylococcus epidermidis*, *Salmonella typhi*, *Salmonella paratyphi*, *Salmonella enteritidis*, *Salmonella typhimurium*, *Serratia marcescens*, *Staphylococcus aureus*, *Staphylococcus epidermidis*, *Staphylococcus saprophyticus*, *Streptococcus agalactiae*, *Streptococcus pneumoniae*, *Streptococcus pyogenes*, *Stenotrophomonas maltophilia*, *Ureaplasma urealyticum*, Vancomycin-Resistant *Enterococcus faecium*, Vancomycin-Resistant *Enterococcus faecalis*, Vancomycin-Resistant *Staphylococcus aureus*, and Vancomycin-Resistant *Staphylococcus epidermidis*.

[0073] Examples of compounds according to the present invention are provided in the following Table 1, wherein the compounds marked by an asterisk are not part of the invention.

5

10

15

20

25

30

35

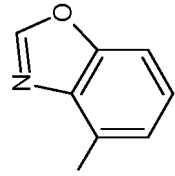
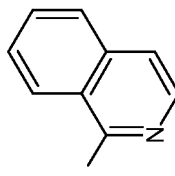
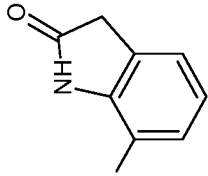
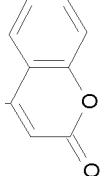
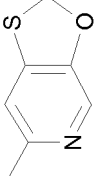
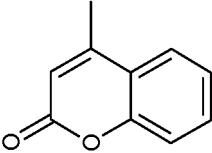
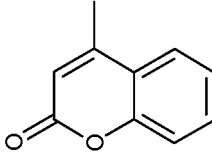
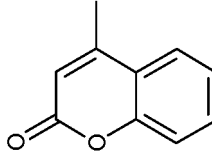
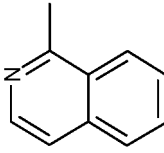
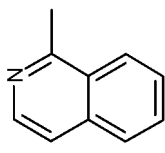
40

45

50

55

Table 1

B					
L ₂	σ bond	σ bond	σ bond	-NH-	-NH-CH ₂ -
Y	-(CH ₂) ₃ -	-(CH ₂) ₃ -	-(CH ₂) ₃ -	-(CH ₂) ₃ -	-(CH ₂) ₃ -
R ₁	H	H	H	H	H
G ₂	N	N	N	N	N
G ₁	CH	CH	CH	N	N
L ₁	-NH-	-NH-	-NH-	σ bond	σ bond
A					
No.	27*	29*	40*	44	46*

5

10

15

20

25

30

35

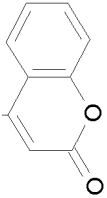
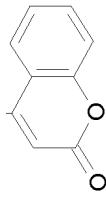
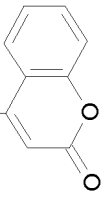
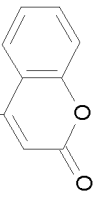
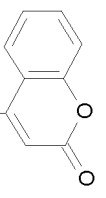
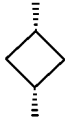

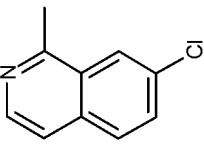
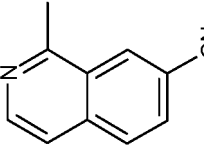
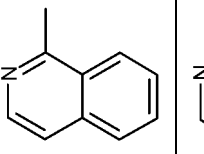
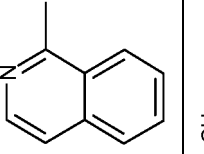
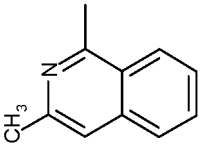
40

45

50

55

(continued)

B					
L ₂	-NH-	-NH-	-NH-	-NH-	-NH-
Y	-(CH ₂) ₃ -	-(CH ₂) ₃ -			-(CH ₂) ₃ -
R ₁	H	H	H	H	H
G ₂	N	N	N	N	N
G ₁	N	N	N	N	N
L ₁	σ bond	σ bond	σ bond	σ bond	σ bond
A					
No.	51	52	54	55	56

5

10

15

20

25

30

35

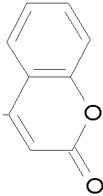
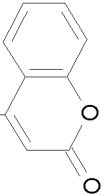
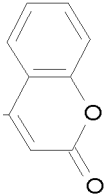
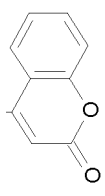
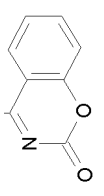
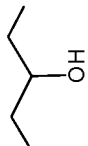
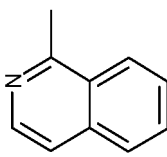
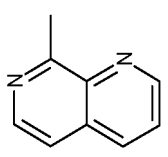
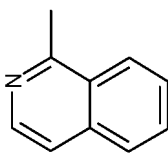
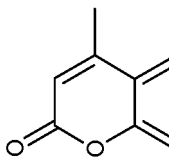
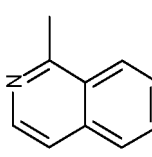
40

45

50

55

(continued)

B					
L ₂	-NH-	-NH-	-NH-	-NH-	-NH-
Y		-(CH ₂) ₃ -	-(CH ₂) ₂ -	-(CH ₂) ₃ -	-(CH ₂) ₃ -
R ₁	H	H	H	H	H
G ₂	N	N	N	N	N
G ₁	N	N	N	N	N
L ₁	σ bond	σ bond	σ bond	σ bond	σ bond
A					
No.	59	61	62	63*	64

5

10

15

20

25

30

35

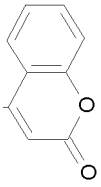
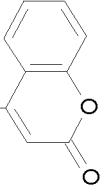
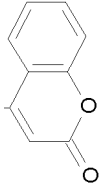
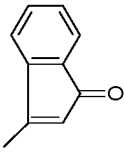
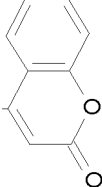
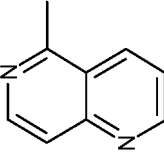
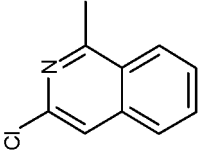
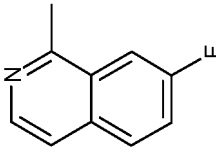
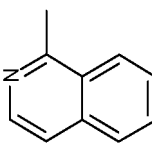
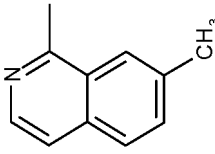
40

45

50

55

(continued)

B					
L ₂	-NH-	-NH-	-NH-	-NH-	-NH-
Y	-(CH ₂) ₃ -	-(CH ₂) ₃ -	-(CH ₂) ₃ -	-(CH ₂) ₃ -	-(CH ₂) ₃ -
R ₁	H	H	H	H	H
G ₂	N	N	N	N	N
G ₁	N	N	N	N	N
L ₁	σ bond	σ bond	σ bond	σ bond	σ bond
A					
No.	65	66	67	69	72

5

10

15

20

25

30

35

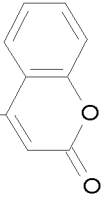
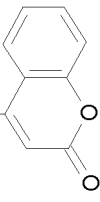
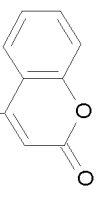
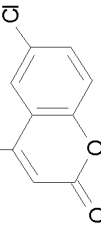
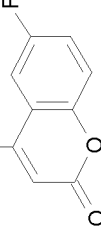
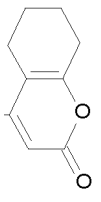
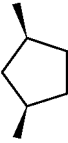
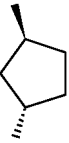
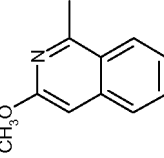
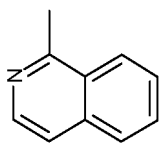
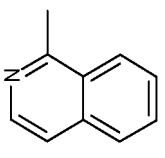
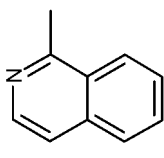
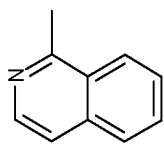
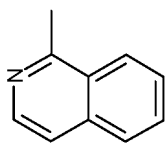
40

45

50

55

(continued)

B						
L ₂	-NH-	-NH-	-NH-	-NH-	-NH-	-NH-
Y	-(CH ₂) ₃ -			-(CH ₂) ₃ -	-(CH ₂) ₃ -	-(CH ₂) ₃ -
R ₁	H	H	H	H	H	H
G ₂	N	N	N	N	N	N
G ₁	N	N	N	N	N	N
L ₁	σ bond	σ bond	σ bond	σ bond	σ bond	σ bond
A						
No.	73	77	78	79	80	86*

5

10

15

20

25

30

35

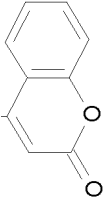
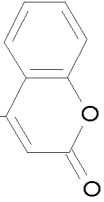
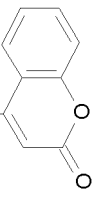
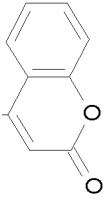
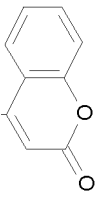
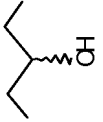
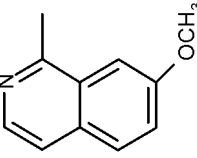
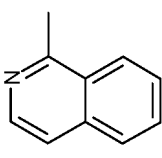
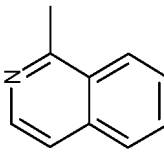
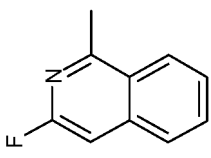
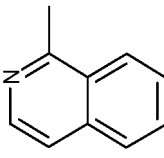
40

45

50

55

(continued)

B					
L ₂	-NH-	-NH-	-NH-	-NH-	-NH-
Y	-(CH ₂) ₃ -	-(CH ₂) ₃ -	-(CH ₂) ₃ -	-(CH ₂) ₃ -	
R ₁	H	-CONH ₂	-CH ₂ OH	H	H
G ₂	N	N	N	N	N
G ₁	N	N	N	N	N
L ₁	σ bond	σ bond	σ bond	σ bond	σ bond
A					
No.	88	89	90	91	93

5

10

15

20

25

30

35

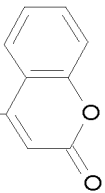
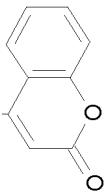
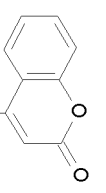
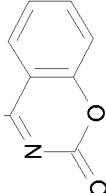
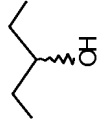
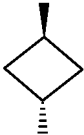
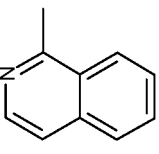
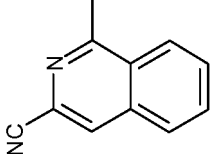
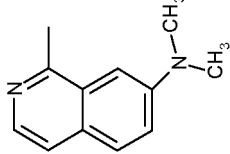
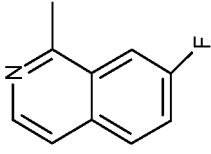
40

45

50

55

(continued)

B				
L ₂	-NH-	-NH-	-NH-	-NH-
Y		-(CH ₂) ₃ -	-(CH ₂) ₃ -	
R ₁	H	H	H	H
G ₂	N	N	N	N
G ₁	N	N	N	N
L ₁	σ bond	σ bond	σ bond	σ bond
A				
No.	94	95	98	99

5

10

15

20

25

30

35

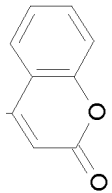
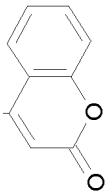
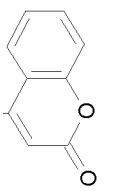
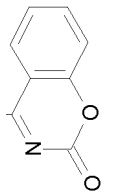
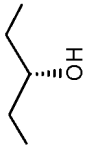
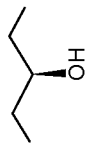
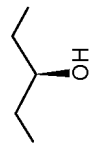
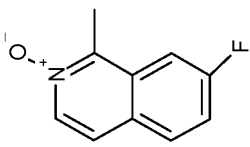
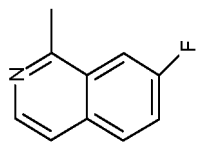
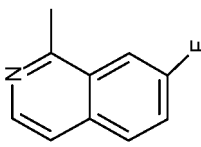
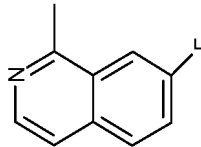
40

45

50

55

(continued)

B				
L ₂	-NH-	-NH-	-NH-	-NH-
Y	-(CH ₂) ₃ -			
R ₁	H	H	H	H
G ₂	N	N	N	N
G ₁	N	N	N	N
L ₁	σ bond	σ bond	σ bond	σ bond
A				
No.	100	102	103	104

5

10

15

20

25

30

35

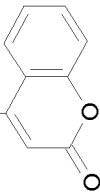
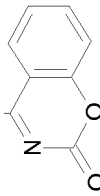
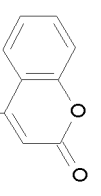
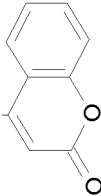
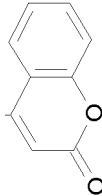
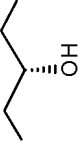

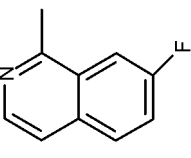
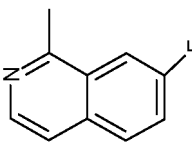
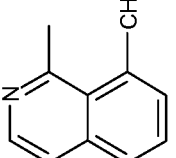
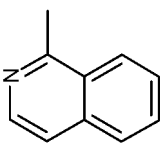
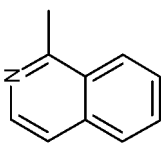
40

45

50

55

(continued)

B					
L ₂	-NH-	-NH-	-NH-	-NH-	-NH-
Y	-(CH ₂) ₃ -		-(CH ₂) ₃ -	-(CH ₂) ₃ -	-(CH ₂) ₃ -
R ₁	H	H	H	H	H
G ₂		N	N	N	N ⁺ (C H ₃)
G ₁	N	N	N	CH	N
L ₁	σ bond	σ bond	σ bond	σ bond	σ bond
A					
No.	105	106	108	109	124

5

10

15

20

25

30

35

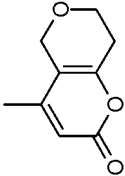
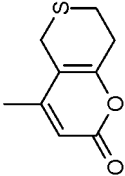
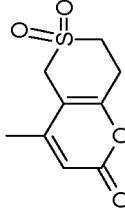
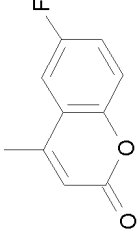
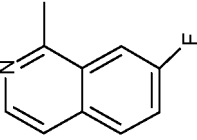
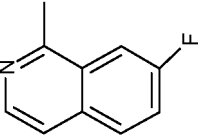
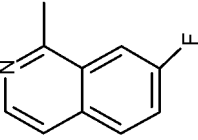
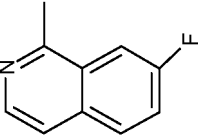
40

45

50

55

(continued)

B				
L ₂	-NH-	-NH-	-NH-	-NH-
Y	-(CH ₂) ₃ -	-(CH ₂) ₃ -	-(CH ₂) ₃ -	-NH-CH ₂ -CH ₂ -
R ₁	H	H	H	H
G ₂	N	N	N	CH
G ₁	N	N	N	N
L ₁	σ bond	σ bond	σ bond	σ bond
A				
No.	125*	126*	127*	131

5

10

15

20

25

30

35

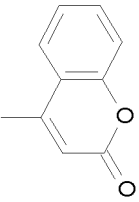
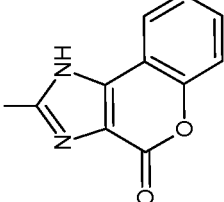
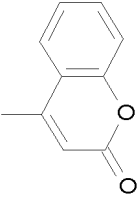
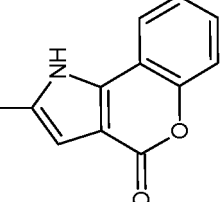
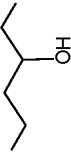
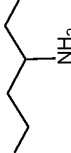
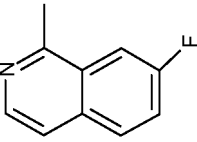
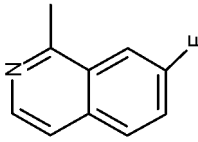
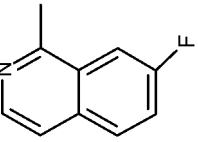
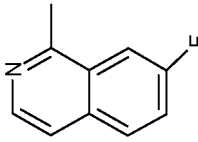
40

45

50

55

(continued)

B				
L ₂	σ bond	σ bond	σ bond	σ bond
Y		-(CH ₂) ₂ -		-NH-CH ₂ -
R ₁	H	H	H	H
G ₂	N	N	N	CH
G ₁	N	N	N	N
L ₁	σ bond	σ bond	σ bond	σ bond
A				
No.	134	143	144	145

5

10

15

20

25

30

35

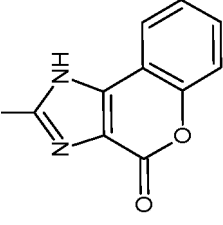
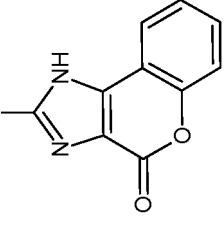
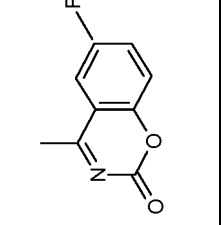
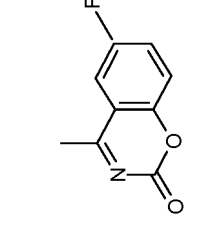
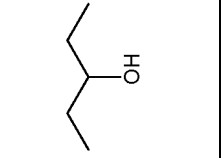
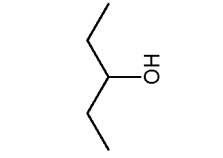
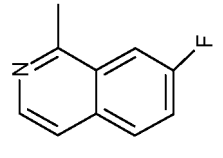
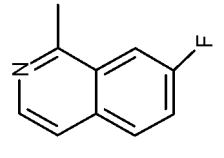
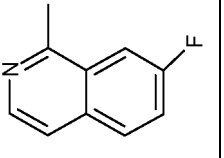
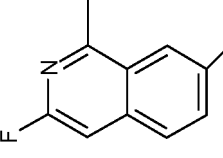
40

45

50

55

(continued)

B				
L ₂	σ bond		-NH-	-NH-
Y	-NH-CH ₂ -	-(CH ₂) ₃ -		
R ₁	H	H	H	H
G ₂	CH	N	N	N
G ₁	N	N	N	N
L ₁	σ bond	σ bond	σ bond	σ bond
A				
No.	146	147	148	149

5

10

15

20

25

30

35

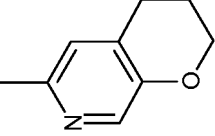
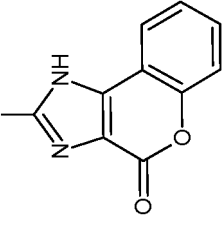
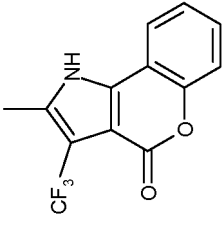
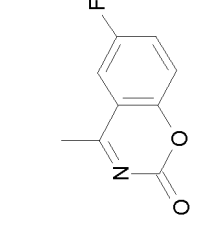
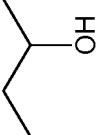
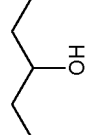
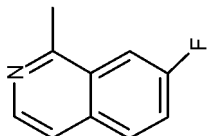
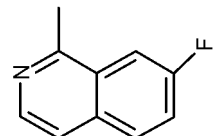
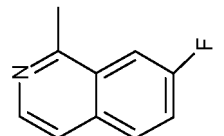
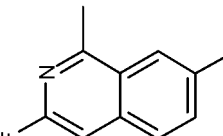
40

45

50

55

(continued)

B				
L ₂	-NH-CH ₂ -	σ bond	σ bond	-NH-
Y	-(CH ₂) ₂ -		-NH-CH ₂ -	
R ₁	H	H	H	H
G ₂	N	N	CH	N
G ₁	N	N	N	N
L ₁	σ bond	σ bond	σ bond	σ bond
A				
No.	150*	152	153	155

5

10

15

20

25

30

35

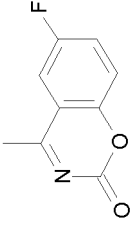
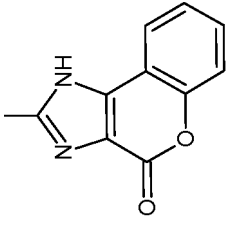
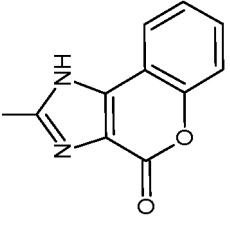
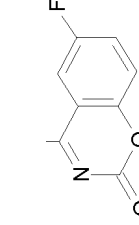
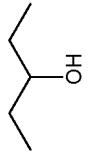
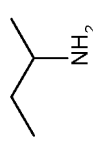
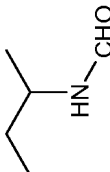
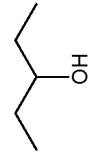
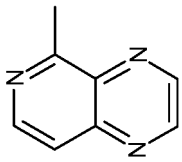
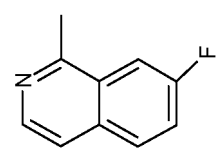
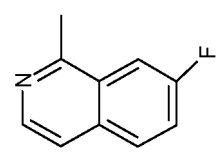
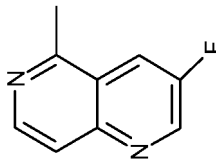
40

45

50

55

(continued)

B				
L ₂	-NH-	σ bond	σ bond	-NH-
Y				
R ₁	H	H	H	H
G ₂	N	N	N	N
G ₁	N	N	N	N
L ₁	σ bond	σ bond	σ bond	σ bond
A				
No.	156	158	159	162

5

10

15

20

25

30

35

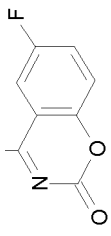
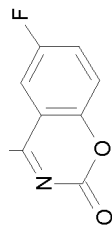
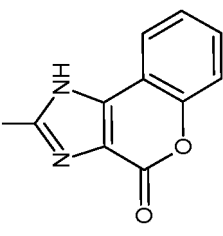
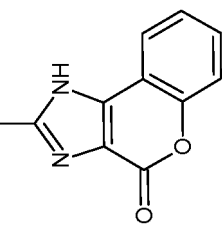
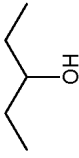
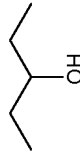
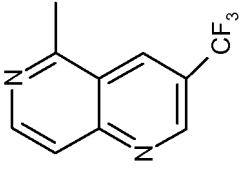
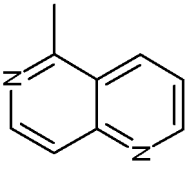
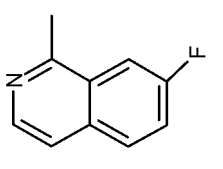
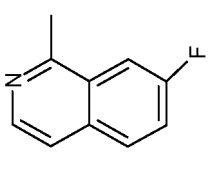
40

45

50

55

(continued)

B				
L ₂	-NH-	-NH-	σ bond	σ bond
Y			-NH-CH ₂ -	-NH-CH ₂ -
R ₁	H	H	-OCH ₃	F
G ₂	N	N	CH	CH
G ₁	N	N	N	N
L ₁	σ bond	σ bond	σ bond	σ bond
A				
No.	163	166	171	172

5

10

15

20

25

30

35

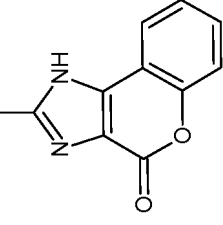
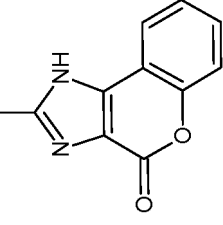
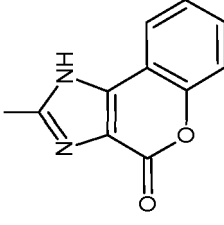
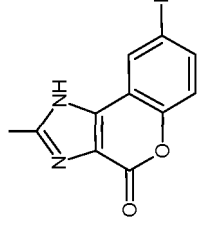
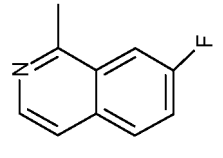
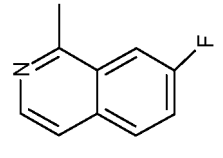
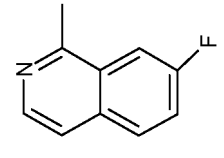
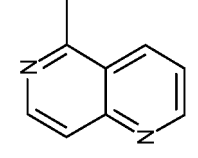
40

45

50

55

(continued)

B				
L ₂	σ bond	σ bond	σ bond	σ bond
Y	-NH-CH ₂ -	-NH-CH ₂ -	-NH-CH ₂ -	-NH-CH ₂ -
R ₁	-CH ₃	-COO-C ₂ H ₅	-OH	H
G ₂	CH	CH	CH	CH
G ₁	N	N	N	N
L ₁	σ bond	σ bond	σ bond	σ bond
A				
No.	177	184	186	187

5

10

15

20

25

30

35

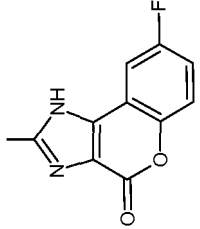
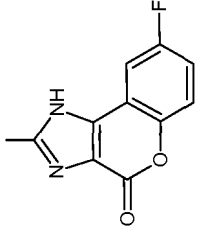
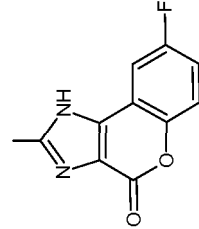
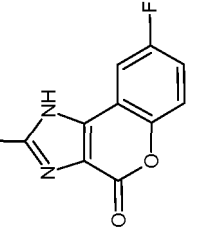
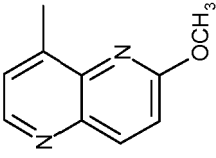
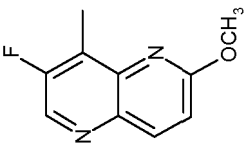
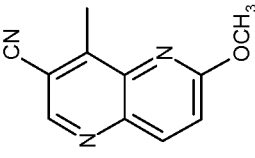
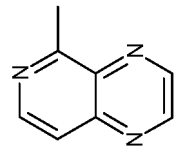
40

45

50

55

(continued)

B				
L ₂	σ bond	σ bond	σ bond	σ bond
Y	-NH-CH ₂ -	-NH-CH ₂ -	-NH-CH ₂ -	-NH-CH ₂ -
R ₁	H	H	H	H
G ₂	CH	CH	CH	CH
G ₁	N	N	N	N
L ₁	σ bond	σ bond	σ bond	σ bond
A				
No.	188	192	195	196

5

10

15

20

25

30

35

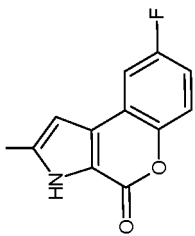
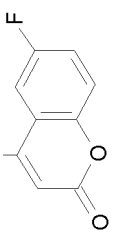
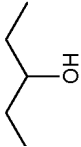
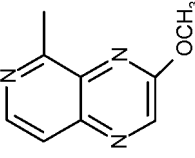
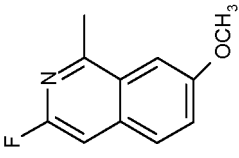
40

45

50

55

(continued)

B		
L ₂	σ bond	-NH-
Y	-NH-CH ₂ -	
R ₁	H	H
G ₂	CH	N
G ₁	N	N
L ₁	σ bond	σ bond
A		
No.	199	203

[0074] The above compounds can be prepared as explained in the synthetic examples below.

[0075] The man skilled in the art has a well-established literature of heterocyclic and other relevant chemical transformations, recovery and purification technologies to draw upon, in combination with the information contained in the examples which follow, for guidance on synthetic strategies, protecting groups, and other materials and methods useful for the synthesis, recovery and characterization of the compounds of this invention, including compounds containing the various choices for A, L₁, B, L₂, Y, L₃ and C. Various synthetic approaches may be used to produce the compounds described herein, including those approaches depicted schematically below. The man skilled in the art will appreciate that protecting groups may be used in these approaches. "Protecting groups", are moieties that are used to temporarily block chemical reaction at a potentially reactive site (e.g., an amine, hydroxy, thiol, aldehyde, etc.) so that a reaction can be carried out selectively at another site in a multifunctional compound. In preferred embodiments, a protecting group reacts selectively in good yield to give a protected substrate that is suitable for the planned reactions; the protecting group should be selectively removable in good yield by readily available, preferably nontoxic reagents that do not unduly attack the other functional groups present; the protecting group preferably forms an readily separable derivative (more preferably without the generation of new stereogenic centers); and the protecting group preferably has a minimum of additional functionality to avoid the complication of further sites of reaction. A wide variety of protecting groups and strategies, reagents and conditions for deploying and removing them are known in the art.

[0076] Also, one may chose reagents enriched for a desired isotope, e.g. tritium in place of hydrogen, to create compounds of this invention containing such isotope(s). Compounds containing tritium in place of hydrogen in one or more locations, or containing various isotopes of C, N, P and O, are encompassed by this invention and may be used, for instance, for studying metabolism and/or tissue distribution of the compounds or to alter the rate or path of metabolism or other aspects of biological functioning.

[0077] The compounds of the this invention can be synthesized using the methods described below, together with synthetic methods known in the art of synthetic organic chemistry, or by a variation thereon as appreciated by those skilled in the art. Preferred methods include, but are not limited to those described below. The reactions are performed in a solvent appropriate to the reagents and materials employed and suitable for the transformation being effected. It will be understood by those skilled in the art of organic synthesis that the functionality present on the molecule should be consistent the transformations proposed. This will sometimes required some judgment to modify the order of the synthetic steps or to select one particular process scheme over another in order to obtain a desired compound of the invention. A compound of the present invention could be prepared as outlined in the synthetic pathways described hereinafter and via standard methods known to those skilled in the art.

EXAMPLES

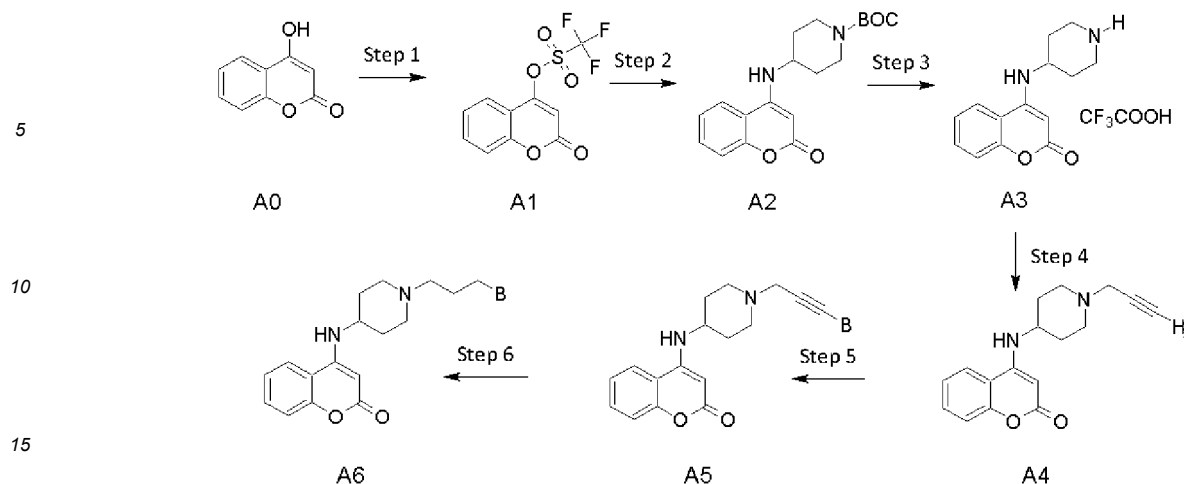
[0078] List of the abbreviations used in the synthetic pathways described hereinafter:

Boc:	tert-butyl carbamate
cHex	cyclohexane
CV	column volume
DBU:	1,5-diazabicyclo[5.4.0]undec-5-ene
DCM:	dichloromethane
DIPEA	<i>N,N</i> -diisopropylethylamine
DME:	1,2-dimethoxyethane
DMF :	<i>N,N</i> -dimethylformamide
Et ₂ O:	diethyl ether
EtOAc:	ethylacetate
MS:	mass spectroscopy
TEA:	triethylamine
TFA:	trifluoroacetic acid
THF:	tetrahydrofuran
Pd/C:	palladium on activated charcoal
Pd(OH) ₂ /C:	palladium hydroxide on activated charcoal
r.t.:	room temperature
UPLC:	Ultra High Performance Liquid Chromatography

Preparation of compounds 27, 29 and 40 (not part of the invention)

[0079] Compounds 27, 29 and 40 were prepared as described hereinbelow, following the synthetic pathway A.

EP 3 233 827 B1



Step 1

[0080] 4-hydroxycoumarin A0 (1g) was dissolved in DCM (30 ml) with triethylamine (1.72 ml) and trifluoromethanesulfonic anhydride (1.25 ml) was added drop wise at -10°C in DCM and the solution was let stirring at -10°C for 2 hours. The resulting reddish brown solution, warmed to room temperature, was diluted with cyclohexane/diethyl ether 1/1 and filtered through a pad of silica gel using cyclohexane/diethyl ether 1/1. The solvent was removed in vacuum to obtain the 2-oxo-2H-chromen-4-yltrifluoromethanesulfonate intermediate compound A1 (1.76 g, Y = 97%). LC-MS (M-H⁺): 295.0

Step 2

[0081] Triethylamine (1 ml) in acetonitrile (2 ml) was added drop wise to a stirred solution of the intermediate compound A1 (1.76 g) and 1-Boc-4-aminopiperidine (1.2 g) in dry acetonitrile (20 ml). Once the addition was complete, the solution was heated at reflux for 2 hours. The reaction mixture was cooled to room temperature, diluted with DCM and washed with saturated NaHCO₃ and water. The organic phase was then separated, dried over sodium sulfate and evaporated in vacuum. The crude material was purified by trituration with methanol to obtain the tert-butyl 4-[(2-oxo-2H-chromen-4-yl)amino]piperidine-1-carboxylate intermediate compound A2 (1.51 g, Y = 73%). LC-MS (M-H⁺): 345.2

Step 3

[0082] The intermediate compound A2 (1 g) was dissolved in DCM (10 ml), TFA (3 ml) was added drop wise at 0°C and the solution was left stirring for 2 hours. The solution was then concentrated in vacuum, washed with toluene and diethyl ether to obtain the trifluoroacetic acid salt of the 4-(piperidin-4-ylamino)-2H-chromen-2-one intermediate compound A3 (1.2 g, Y = quant.). LC-MS (M-H⁺): 245.1

Step 4

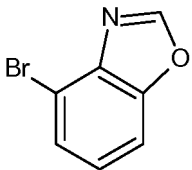
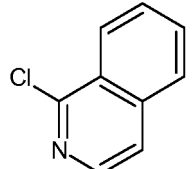
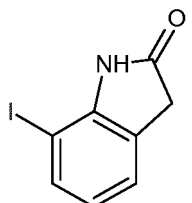
[0083] The intermediate compound A3 (50 mg) and potassium carbonate (38.7 mg) were mixed in DMF (2 ml). 3-bromoprop-1-yne (20.8 mg) was added subsequently at room temperature and the reaction was left stirring overnight. The suspension was filtered and the filtrate concentrated. The residue was purified by Si-column, eluting with EtOAc to EtOAc/Methanol 8:2 to give the 4-[(1(prop-2-yn-1-yl)piperidin-4-yl]amino)-2H-chromen-2-one intermediate compound A4 (25.6 mg, Y = 76%). LC-MS (M-H⁺): 283.1

Step 5

[0084] The intermediate compound A4 (50 mg, 1 eq.), the desired halogen-heteroaromatic compound B-hal (1.1 eq.) represented in the table below, and copper iodide (CuI, 3.42 mg, 0.1 eq.) were dissolved in DMF (1 ml). DIPEA (0.125 ml, 4 eq.) was added. The mixture was degassed by alternatively applying vacuum and nitrogen, then bis(triphenylphosphine) palladium(II) dichloride (12.6 mg, 0.1 eq.) was added and the mixture was heated at 60°C . After 3 hours, when the reaction was complete, water was added and the mixture was extracted with ethyl acetate. The organic phase was washed with brine, dried over Na₂SO₄, filtered and concentrated in vacuum to give crude material. After purification by Si-column eluting with EtOAc to EtOAc/Methanol 8:2 was obtained the corresponding desired intermediate compounds

EP 3 233 827 B1

A5, described in the table below:

Compound No.	B-hal	Intermediate A5	LC-MS
27		4-({1-[3-(1,3-benzoxazol-4-yl)prop-2-yn-1-yl]piperidin-4-yl}amino)-2H-chromen-2-one	LC-MS (M-H ⁺): 400.1
29		4-({1-[3-(isoquinolin-1-yl)prop-2-yn-1-yl]piperidin-4-yl}amino)-2H-chromen-2-one	LC-MS (M-H ⁺): 410.3
40		7-(3-{4-[(2-oxo-2H-chromen-4-yl)amino]piperidin-1-yl}prop-1-yn-1-yl)-1,3-dihydro-2H-indol-2-one	LC-MS (M-H ⁺): 414.1

Step 6

[0085] Each of the above intermediate compounds A5 (0.09 mmol, 1 eq.) were placed in EtOAc (5 ml). Pd/C 10% (0.05 eq.) was added to each solution and the mixture was stirred under hydrogen (3.5 atm) at room temperature. After 3 hours DCM was added, the mixture was then filtered and concentrated in vacuum to give crude material, which was purified by Si-column eluting with DCM to DCM/Methanol 8:2 to give the corresponding compound A6, described below:

Compound No.	A6 IUPAC name	LC-MS
27	4-({1-[3-(1,3-benzoxazol-4-yl)propyl]piperidin-4-yl}amino)-2H-chromen-2-one	LC-MS (M-H ⁺): 404.2
29	4-({1-[3-(isoquinolin-1-yl)propyl]piperidin-4-yl}amino)-2H-chromen-2-one	LC-MS (M-H ⁺): 414.1
40	7-(3-{4-[(2-oxo-2H-chromen-4-yl)amino]piperidin-1-yl}propyl)-1,3-dihydro-2H-indol-2-one	LC-MS (M-H ⁺): 418.1

[0086] Compound 29 was dissolved in DCM. 1M HCl in diethyl ether was added drop-wise at 0°C and the solutions were left under stirring for 2 hours. Each solution was then concentrated in vacuum to obtain, after trituration from diethyl ether, the final compound as hydrochloride salt:

Compound No.	IUPAC name	LC-MS
29	4-({1-[3-(isoquinolin-1-yl)propyl]piperidin-4-yl}amino)-2H-chromen-2-one hydrochloride	LC-MS (M-H ⁺): 414.1

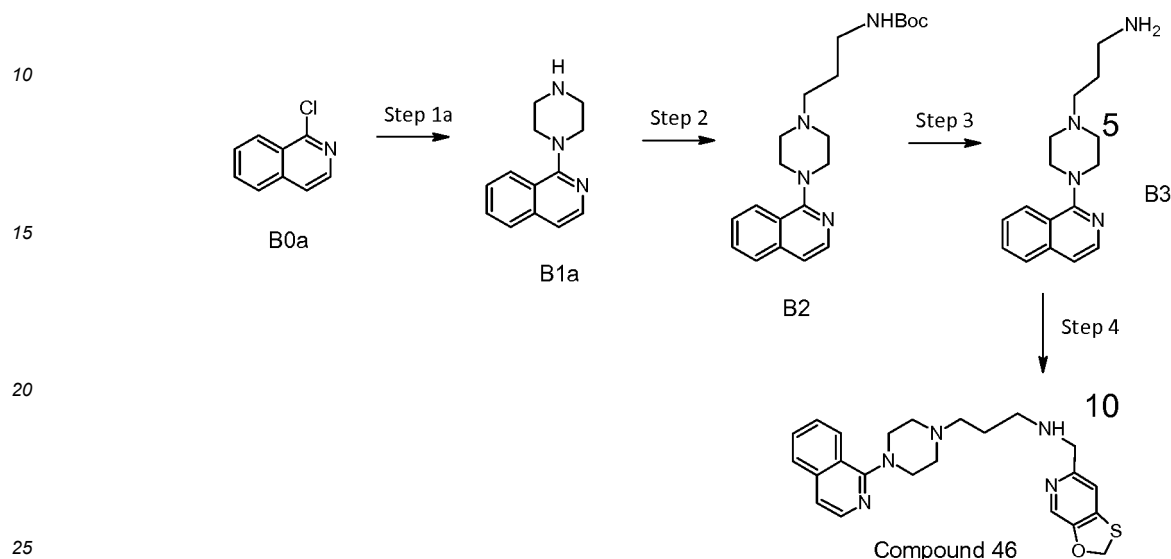
Compound 29 : ¹H NMR (400 MHz, DMSO-d₆) δ 10.62 (br. s., 1H), 8.62 (br. s., 1H), 8.55 (d, J=6.3 Hz, 1H), 8.21 (d, J=8.5 Hz, 3H), 8.09 (br. s., 1H), 7.95 (br. s., 1H), 7.64 - 7.56 (m, 1H), 7.49 (br. s., 1H), 7.35 - 7.26 (m, 2H), 5.36 (s, 1H), 3.82 (br. s., 2H), 3.75 - 3.41 (m, 4H), 3.26 (br. s., 2H), 3.12 (br. s., 2H), 2.40 - 2.25 (m, 2H), 2.20 - 1.94 (m, 4H)

Compound 40 : ¹H NMR (400 MHz, DMSO-d₆) δ 10.67 (br. s., 1H), 7.59 - 7.51 (m, 2H), 7.35 (d, J=7.8 Hz, 1H), 7.30 (t, J=7.5 Hz, 1H), 7.10 (d, J=7.0 Hz, 1H), 7.05 - 7.00 (m, 1H), 6.96 (t, J=7.3 Hz, 1H), 5.47 - 5.32 (m, 2H), 3.63

- 3.52 (m, 3H), 3.07 (d, J=11.0 Hz, 2H), 2.64 (t, J=5.9 Hz, 2H), 2.35 (t, J=5.9 Hz, 2H), 2.31 - 2.13 (m, 4H), 2.06 - 1.93 (m, 2H), 1.87 (td, J=6.1, 12.1 Hz, 2H)

Preparation of compound 46 (not part of the invention)

[0087] Compound 46 was prepared as described herein below, following the synthetic pathway B.

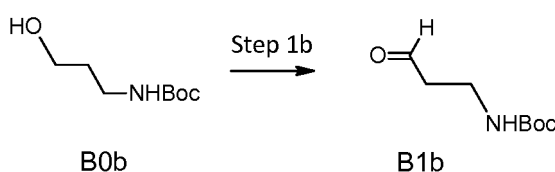


Step 1a

[0088] 2-Chloroisoquinoline B0a (3 g) was dissolved in CH₃CN (150 ml) with piperazine (23.7 g) and potassium carbonate (3.8 g) and the solution was heated to reflux for 48 h. The solution was concentrated, diluted with DCM and washed with saturated NaHCO₃ and brine. The organic phase was then separated, dried with sodium sulfate and evaporated in vacuum to obtain the 1-(piperazin-1-yl)isoquinoline intermediate compound B1a (3.9 g, Y = 94%). LC-MS (M-H⁺): 214.1

Step 1b

[0089]



[0090] To a solution of 3-(Boc-amino)-1-propanol of formula B0b (3.9 ml) in DCM (140 ml) was added Dess-Martin periodinane (12.4 g) and the resultant mixture was stirred at room temperature for 2 hours. The mixture was then diluted with diethyl ether and washed with a 1M aqueous solution of Na₂S₂O₃ and sat. NaHCO₃. The organic phase was then separated, dried with sodium sulfate and evaporated in vacuum to provide the tert-butyl (3-oxopropyl)carbamate intermediate compound B1b (3.9 g, Y = quant.). LC-MS (M-H⁺): 174.0

Step 2

[0091] The intermediate compound B1a (4 g) was dissolved in DCM (75 ml) and the intermediate compound B1b (4.9 g) and five drops of acetic acid were added subsequently at room temperature. After ten minutes sodium triacetoxyborohydride (6 g) was also added and the solution was left stirring overnight. The solution was diluted with DCM and washed with 1M of sodium hydroxide, dried with sodium sulfate, filtered and evaporated in vacuum.

[0092] The crude material was purified firstly with a Si-Column, eluting with ethyl acetate and then another Si-Column eluting with DCM/ethyl acetate/MeOH 7/2.5/0.5, to obtain the tert-butyl-{3-[4-(isoquinolin-1-yl)piperazin-1-yl]propyl}car-

EP 3 233 827 B1

bamate intermediate compound B2 (3.5 g, Y = 50%). LC-MS (M-H⁺) = 371.2

Step 3

5 **[0093]** The intermediate compound B2 (3.5 g) was dissolved in DCM (25 ml), TFA (10 ml) was added drop wise at 0°C and the solution was left stirring for 2 hours. The solution was concentrated in vacuum, washed with toluene and diethyl ether to obtain the 3-[4-(isoquinolin-1-yl)piperazin-1-yl]propan-1-amine intermediate compound B3 as TFA salt (6.35 g, Y = 93%). LC-MS (M-H⁺) = 271.2

10 Step 4

[0094] The intermediate compound B3 as TFA salt (1.3 g) was dissolved in DCM (12 ml) and TEA (1 ml), one drop of acetic acid and [1,3]oxathio[5,4-c]pyridine-6-carbaldehyde (150 mg), prepared as described in Preparation of naph-thyridine derivatives as antibacterial agents; Miller, William Henry; Rouse, Meagan B.; Seefeld, Mark Andrew, PCT Int. Appl., 2006014580, 09 Feb 2006), were added subsequently at r.t.. After ten minutes sodium triacetoxyborohydride (382 mg) was added and the solution was left stirring overnight. The solution was diluted with DCM and washed with brine, dried with sodium sulfate, filtered and evaporated in vacuum. The crude material was purified firstly by Si-column (NH), eluting with ethyl acetate to ethyl acetate/MeOH 9:1, then by Si-column eluting with DCM to DCM/MeOH 7:3 to obtain the desired compound 46, 3-[4-(isoquinolin-1-yl)piperazin-1-yl]-N-([1,3]oxathio[5,4-c]pyridin-6-ylmethyl)propan-1-amine (290 mg, Y = 28%). ¹H NMR (400 MHz, DMSO-d₆) δ 8.15 (d, J=5.8 Hz, 1H), 8.10 (d, J=8.5 Hz, 1H), 8.03 (s, 1H), 7.75 (d, J=8.0 Hz, 1H), 7.61 (ddd, J=1.3, 7.0, 8.1 Hz, 1H), 7.51 (ddd, J=1.3, 7.0, 8.3 Hz, 1H), 7.24 (d, J=5.8 Hz, 1H), 7.22 (s, 1H), 5.74 (s, 2H), 5.31 (s, 1H), 3.83 (s, 2H), 3.55 - 3.38 (m, 4H), 2.82 - 2.68 (m, 6H), 2.56 (t, J=7.3 Hz, 2H), 1.81 (quin, J=7.1 Hz, 2H)

25 **Preparation of compounds 44, 51, 52, 56, 62, 66, 67, 69, 72, 73, 79, 80, 88, 91, 95, 98, 108 and 124, and 86 (not part of the invention)**

[0095] Compounds 44, 51, 52, 56, 62, 66, 67, 69, 72, 73, 79, 80, 86, 88, 91, 95, 98, 108 and 124 were prepared as described herein below, following the synthetic pathway C.

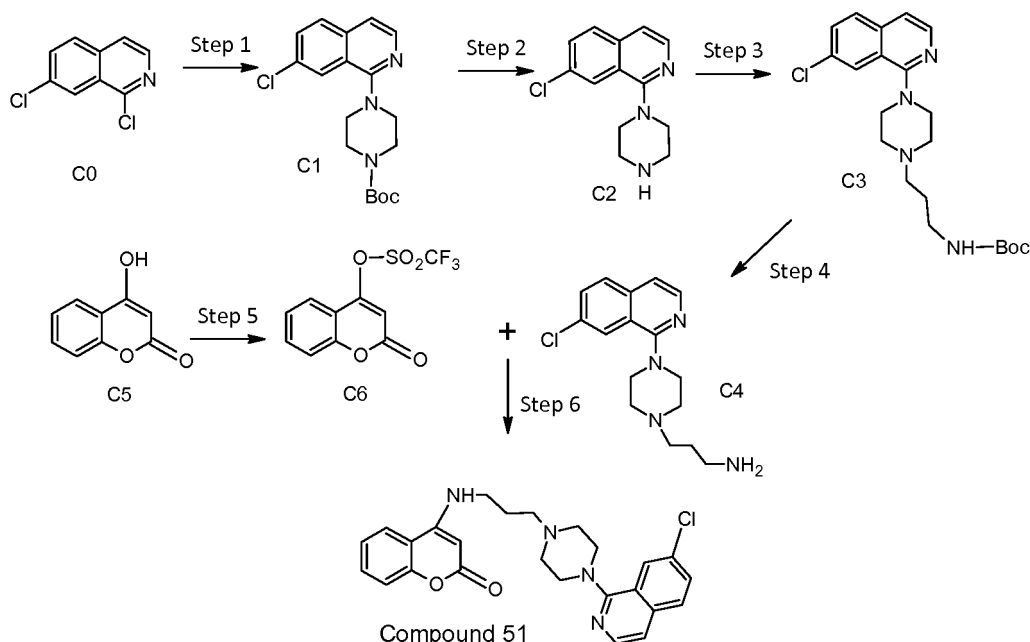
30

35

40

45

50



Synthetic method used to prepare compound 51

55 Step 1

[0096] A mixture of 1,7-dichloroisoquinoline C0 (350 mg), K₂CO₃ (390 mg) and tert-butyl piperazine-1-carboxylate (700 mg) were put together in a flask and three cycles of vacuum / N₂ were performed. DMSO (10 ml) was added and

EP 3 233 827 B1

the suspension was heated to 120°C and stirred for 5.5 h. The reaction was then allowed to cool, diluted with water and extracted with EtOAc. The organic phase was separated and washed with brine, dried over sodium sulphate and evaporated under reduced pressure to obtain the crude material as brown oil. It was purified by SNAP 50g Si cartridge, eluting mixture cHex/EtOAc (10/0, 2 CV - from 10/0 to 7/3, 8 CV - 7/3, 2 CV), to obtain a colorless sticky gum, tert-butyl 4-(7-chloroisoquinolin-1-yl)piperazine-1-carboxylate intermediate compound C1. (Y= 73%). LC-MS (M-H⁺) = 348.3

Step 2

[0097] TFA (1 mL) was added to a solution of intermediate compound C1 (480 mg) in dichloromethane (3 mL) at room temperature and the resulting mixture stirred for 60 minutes. The reaction was evaporated under reduced pressure. The residue was twice dissolved in dichloromethane (10 mL) and evaporated under reduced pressure then the residue dissolved in MeOH (4 mL) and loaded onto a preconditioned SCX cartridge (5g). The SCX was eluted with MeOH and then a 2M solution of ammonia in methanol. The basic fractions were evaporated under reduced pressure to give 330 mg of a thick colorless oil, 7-chloro-1-(piperazin-1-yl)isoquinoline intermediate compound C2. (Y=quant.). LC-MS (M-H⁺) = 248.2

Step 3

[0098] A mixture of intermediate compound C2 (325 mg), tert-butyl N-(3-bromopropyl)carbamate (297 mg), potassium iodide (109 mg) and potassium carbonate (362 mg) in DMF (4 mL) was stirred overnight at room temperature. The reaction was partitioned between EtOAc (50 mL) and half saturated brine (50 mL). The organic phase was separated then washed with half-saturated brine (50 mL) and brine (50 mL), dried over sodium sulfate and evaporated under reduced pressure. The residue was chromatographed on silica gel (SNAP 25) eluting with a gradient of 50-100% of mixture A in cyclohexane, where A is EtOAc/MeOH (97:3) to give 465 mg of a colorless sticky gum, tert-butyl N-{3-[4-(7-chloroisoquinolin-1-yl)piperazin-1-yl]propyl}carbamate intermediate compound C3 (Y=92%). LC-MS (M-H⁺) = 405.4

Step 4

[0099] TFA (2 mL) was added to a solution of intermediate compound C3 (462 mg) in dichloromethane (6 mL) at room temperature and the resulting mixture stirred for 60 minutes. The volatiles were evaporated under reduced pressure. The residue was dissolved twice in dichloromethane (10 mL) and evaporated under reduced pressure then the residue dissolved in MeOH (4 mL) and loaded onto a preconditioned SCX cartridge (5g). The SCX was eluted with MeOH and then a 2M solution of ammonia in methanol. The basic fractions were evaporated under reduced pressure to give 336 mg of a yellow gum, 3-[4-(7-chloroisoquinolin-1-yl)piperazin-1-yl]propan-1-amine intermediate compound C4 (Y=96%). LC-MS (M-H⁺) = 305.3

Step 5

[0100] A solution of trifluoromethanesulfonic anhydride (2.5 mL) in dichloromethane (10 mL) was added drop-wise to a stirred solution of 4-hydroxy-2H-chromen-2-one intermediate compound C5 (2.00 g) and triethylamine (3.44 mL) in dichloromethane (60 mL) at -10 °C. The reaction was stirred at -10 °C for 2 hours then allowed to warm to 0 °C and diluted with cyclohexane/diethyl ether (3:1, 100 mL). The mixture was filtered over a silica gel plug washing with further cyclohexane /diethyl ether (3:1). Washings containing the desired product were evaporated under reduced pressure to give 3.80 g of a brown solid, 2-oxo-2H-chromen-4-yl trifluoromethanesulfonate intermediate compound C6 (Y=97%). LC-MS (M-H⁺) = 295.1

Step 6

[0101] A solution of intermediate compound C4 (114 mg), triethylamine (70 microL) and intermediate compound C6 (100 mg) in acetonitrile (4 mL) was heated to 70°C for 1 hour. The reaction mixture was concentrated under reduced pressure and the residue was partitioned between dichloromethane (15 mL) and a brine/sodium bicarbonate mixture (1:1, 15 mL). The mixture was filtered through a hydrophobic frit (Phase Separator) washing with dichloromethane (10 mL). The organic phase was evaporated under reduced pressure and the residue was chromatographed on silica gel (2 x SNAP 10 in series) eluting with a 10-100% gradient of A in cyclohexane, where A is MeOH/EtOAc (20:80), to give 63 mg of 4-({3-[4-(7-chloroisoquinolin-1-yl)piperazin-1-yl]propyl}amino)-2H-chromen-2-one (Compound 51) as a white foam.

[0102] 4-({3-[4-(7-chloroisoquinolin-1-yl)piperazin-1-yl]propyl}amino)-2H-chromen-2-one (Compound 51) (60 mg) was dissolved in dichloromethane (3 mL) and treated with 1M HCl solution in diethyl ether (0.35 mL) causing precipitation.

EP 3 233 827 B1

The resulting mixture was evaporated under reduced pressure and the residue was triturated with diethyl ether. The solids were dried to give 69 mg of an off white solid, 4-({3-[4-(7-chloroisoquinolin-1-yl)piperazin-1-yl]propyl}amino)-2H-chromen-2-one hydrochloride (Y= 35%). LC-MS (M-H⁺) = 449.3

Compounds 44, 52, 56, 66, 67, 72, 88, 91, 95, 98 and 108 were prepared in a similar way by replacing the 1,7-dichloroisoquinoline (C0) of step 1 with the following compounds, respectively.

Compound	Intermediate C0	LC-MS of the final compound
44	1-chloroisoquinoline	LC-MS (M-H ⁺) = 415.2
52	7-cyano-1-chloroisoquinoline	LC-MS (M-H ⁺) = 440.3
56	3-methyl-1-chloroisoquinoline	LC-MS (M-H ⁺) = 429.4
66	1,3-dichloroisoquinoline	LC-MS (M-H ⁺) = 449.3
67	7-fluoro-1-chloroisoquinoline	LC-MS (M-H ⁺) = 433.3
72	7-methyl-1-chloroisoquinoline	LC-MS (M-H ⁺) = 429.4
73	3-methoxy-1-chloroisoquinoline	LC-MS (M-H ⁺) = 445.4
88	7-methoxy-1-chloroisoquinoline	LC-MS (M-H ⁺) = 445.4
91	3-fluoro-1-chloroisoquinoline	LC-MS (M-H ⁺) = 433.3
95	3-cyano-1-chloroisoquinoline	LC-MS (M-H ⁺) = 440.3
98	7-dimethylamino-1-chloroisoquinoline	LC-MS (M-H ⁺) = 458.4
108	8-methyl-1-chloroisoquinoline	LC-MS (M-H ⁺) = 429.4

Compound 44 : ¹H NMR (400 MHz, DMSO-d₆) δ 11.07 (br. s., 1H), 8.19 (d, J=8.5 Hz, 1H), 8.15 (d, J=8.3 Hz, 1H), 8.08 (d, J=6.0 Hz, 1H), 8.00 (d, J=8.3 Hz, 1H), 7.95 (t, J=5.5 Hz, 1H), 7.85 (t, J=7.5 Hz, 1H), 7.73 - 7.67 (m, 1H), 7.63 - 7.58 (m, 1H), 7.57 (d, J=6.0 Hz, 1H), 7.39 - 7.28 (m, 2H), 5.27 (s, 1H), 4.23 (br. s., 2H), 4.00 (d, J=13.3 Hz, 2H), 3.65 (d, J=10.5 Hz, 4H), 3.50 - 3.34 (m, 4H), 3.30 (td, J=4.8, 9.4 Hz, 2H), 2.14 (quin, J=7.3 Hz, 2H)

Compound 51 : ¹H NMR (400 MHz, DMSO-d₆) δ 10.72 (br. s., 1H), 8.18 (d, J=5.5 Hz, 1H), 8.15 - 8.09 (m, 2H), 8.01 (d, J=8.8 Hz, 1H), 7.89 (t, J=5.9 Hz, 1H), 7.79 (dd, J=1.9, 8.7 Hz, 1H), 7.63 - 7.57 (m, 1H), 7.55 (d, J=5.5 Hz, 1H), 7.38 - 7.28 (m, 2H), 5.78 (br. s., 1H), 5.27 (s, 1H), 3.90 - 3.75 (m, 2H), 3.62 (d, J=10.0 Hz, 2H), 3.53 - 3.34 (m, 6H), 3.33 - 3.22 (m, 2H), 2.14 (quin, J=7.0 Hz, 2H)

Compound 52 : ¹H NMR (400 MHz, DMSO-d₆) δ 10.73 (br. s., 1H), 8.65 (s, 1H), 8.30 (d, J=5.8 Hz, 1H), 8.16 - 8.07 (m, 2H), 8.03 (dd, J=1.5, 8.5 Hz, 1H), 7.89 (t, J=5.1 Hz, 1H), 7.69 - 7.52 (m, 2H), 7.41 - 7.25 (m, 2H), 5.28 (s, 1H), 4.75 (br. s., 1H), 3.89 (d, J=11.5 Hz, 2H), 3.62 (d, J=9.3 Hz, 2H), 3.55 - 3.36 (m, 6H), 3.35 - 3.17 (m, 2H), 2.14 (quin, J=7.0 Hz, 2H)

Compound 56 : ¹H NMR (400 MHz, DMSO-d₆) δ 10.06 (br. s., 2H), 8.08 (d, J=8.3 Hz, 2H), 7.83 (d, J=7.8 Hz, 2H), 7.70 (t, J=7.2 Hz, 1H), 7.66 - 7.60 (m, 1H), 7.59 - 7.50 (m, 1H), 7.41 - 7.27 (m, 3H), 5.31 (s, 1H), 3.88 (d, J=11.0 Hz, 2H), 3.75 - 3.17 (m, 13H), 2.21 - 2.02 (m, 2H)

Compound 72 : ¹H NMR (400 MHz, DMSO-d₆) δ (CHLOROFORM-d) 8.14 (d, J=5.5 Hz, 1H), 7.93 (br. s., 2H), 7.84 (s, 1H), 7.71 (d, J=8.5 Hz, 1H), 7.55 - 7.44 (m, 2H), 7.34 - 7.28 (m, 3H), 5.25 (s, 1H), 3.70 (br. s., 4H), 3.49 (br. s., 2H), 3.04 (br. s., 4H), 2.92 (br. s., 2H), 2.59 - 2.49 (m, 3H), 2.18 - 2.04 (m, 2H)

Compound 73 : ¹H NMR (400 MHz, DMSO-d₆) δ 11.07 (br. s., 1H), 8.17 (d, J=5.8 Hz, 1H), 7.97 (br. s., 2H), 7.76 (d, J=6.8 Hz, 1H), 7.59 (br. s., 2H), 7.32 (br. s., 3H), 6.77 (br. s., 1H), 5.26 (br. s., 1H), 3.90 (br. s., 6H), 3.70 - 3.05 (m, 10H), 2.15 (br. s., 2H)

Compound 88 : ¹H NMR (400 MHz, DMSO-d₆) δ 11.07 (br. s., 1H), 8.16 (d, J=7.8 Hz, 1H), 8.00 (d, J=6.0 Hz, 1H), 7.97 - 7.89 (m, 2H), 7.65 - 7.56 (m, 1H), 7.56 - 7.45 (m, 2H), 7.40 - 7.27 (m, 3H), 5.27 (s, 1H), 4.64 (br. s., 1H), 4.03 - 3.84 (m, 5H), 3.73 - 3.52 (m, 4H), 3.50 - 3.35 (m, 4H), 3.30 (br. s., 2H), 2.16 (quin, J=7.2 Hz, 2H)

Compound 91 : ¹H NMR (400 MHz, DMSO-d₆) δ 10.52 (br. s., 1H), 8.14 - 8.07 (m, 2H), 7.93 (d, J=8.3 Hz, 1H), 7.86 (t, J=5.5 Hz, 1H), 7.74 (t, J=7.5 Hz, 1H), 7.64 - 7.58 (m, 1H), 7.58 - 7.52 (m, 1H), 7.40 - 7.28 (m, 2H), 7.15 (s, 1H), 5.28 (s, 1H), 3.96 (d, J=13.3 Hz, 2H), 3.68 (br. s., 1H), 3.63 (d, J=11.5 Hz, 2H), 3.52 - 3.24 (m, 8H), 2.17 - 2.04 (m, 2H)

Compound 95 : ¹H NMR (400 MHz, DMSO-d₆) δ 10.57 (br. s., 1H), 8.24 (s, 1H), 8.21 (d, J=8.3 Hz, 1H), 8.09 (dd, J=8.0, 13.1 Hz, 2H), 7.94 - 7.88 (m, 1H), 7.88 - 7.80 (m, 2H), 7.65 - 7.57 (m, 1H), 7.38 - 7.28 (m, 2H), 5.28 (s, 1H), 3.98 (d, J=13.3 Hz, 2H), 3.63 (d, J=11.0 Hz, 2H), 3.55 - 3.45 (m, 2H), 3.44 - 3.24 (m, 6H), 2.12 (quin, J=7.1 Hz, 2H)

Compound 98 : ¹H NMR (400 MHz, DMSO-d₆) δ 11.12 (br. s., 1H), 8.14 (d, J=7.8 Hz, 1H), 7.93 (d, J=8.5 Hz, 2H), 7.78 (d, J=6.3 Hz, 1H), 7.68 - 7.49 (m, 3H), 7.38 - 7.27 (m, 2H), 6.96 (br. s., 1H), 5.28 (s, 1H), 4.69 - 3.86 (m, 6H), 3.69 (d,

EP 3 233 827 B1

J=12.3 Hz, 2H), 3.52 - 3.35 (m, 4H), 3.30 (br. s., 2H), 3.11 (s, 6H), 2.23 - 2.08 (m, 2H)

Compound 108: ¹H NMR (400 MHz, DMSO-d₆) δ ppm 1.90 - 2.27 (m, 2 H), 2.92 (s, 3 H), 3.06 - 4.06 (m, 12 H), 5.27 (s, 1 H), 7.18 - 8.01 (m, 8 H), 8.03 - 8.19 (m, 2 H), 10.59 (br. s., 1 H)

Compound 62 was prepared like compound 44, but employing tert-butyl N-(3-bromoethyl)carbamate instead of tert-butyl N-(3-bromopropyl)carbamate in step 3. LC-MS (M-H⁺) = 401.3

Compound 62 : ¹H NMR (400 MHz, DMSO-d₆) δ 11.28 (br. s., 1H), 8.23 (d, J=7.5 Hz, 1H), 8.19 (d, J=8.3 Hz, 1H), 8.11 (d, J=5.8 Hz, 1H), 8.04 (t, J=5.3 Hz, 1H), 7.99 (d, J=8.0 Hz, 1H), 7.83 (t, J=7.4 Hz, 1H), 7.73 - 7.66 (m, 1H), 7.65 - 7.58 (m, 1H), 7.56 (d, J=5.8 Hz, 1H), 7.39 - 7.28 (m, 2H), 5.39 (s, 1H), 4.86 (br. s., 1H), 3.99 (d, J=11.8 Hz, 2H), 3.87 - 3.73 (m, 4H), 3.64 (t, J=11.4 Hz, 2H), 3.51 (br. s., 4H)

Compound 69 was prepared like compound 44, but employing 1*H*-Indene-1,3(2*H*)-dione instead of 2-oxo-2*H*-chromen-4-yl trifluoromethanesulfonate in step 6. LC-MS (M-H⁺) = 399.3

Compound 69 : ¹H NMR (400 MHz, DMSO-d₆) δ 8.40 (t, J=5.3 Hz, 1H), 8.10 (d, J=5.8 Hz, 1H), 8.08 (d, J=8.3 Hz, 1H), 7.87 (d, J=8.0 Hz, 1H), 7.70 (t, J=7.3 Hz, 1H), 7.63 - 7.55 (m, 2H), 7.43 - 7.33 (m, 3H), 7.28 - 7.23 (m, 1H), 4.84 (s, 1H), 3.39 (q, J=6.5 Hz, 2H), 3.36 - 3.25 (m, 6H), 2.67 (br. s., 4H), 1.87 (quin, J=6.5 Hz, 2H)

Compound 79 was prepared like compound 44, but employing 2-oxo-6-chloro-2*H*-chromen-4-yl trifluoromethanesulfonate instead of 2-oxo-2*H*-chromen-4-yl trifluoromethanesulfonate in step 6. LC-MS (M-H⁺) = 449.3

Compound 79 : ¹H NMR (400 MHz, DMSO-d₆) δ 10.86 (br. s., 1H), 8.28 (d, J=1.8 Hz, 1H), 8.17 (d, J=8.3 Hz, 1H), 8.11 (d, J=5.8 Hz, 1H), 7.97 (d, J=8.0 Hz, 1H), 7.95 - 7.88 (m, J=5.0, 5.0 Hz, 1H), 7.81 (t, J=7.4 Hz, 1H), 7.73 - 7.60 (m, 2H), 7.54 (d, J=5.8 Hz, 1H), 7.37 (d, J=9.0 Hz, 1H), 5.32 (s, 1H), 4.31 (br. s., 1H), 3.94 (d, J=13.3 Hz, 2H), 3.75 - 3.50 (m, 4H), 3.48 - 3.12 (m, 6H), 2.25 - 2.03 (m, 2H)

Compound 80 was prepared like compound 44, but employing 2-oxo-6-fluoro-2*H*-chromen-4-yl trifluoromethanesulfonate instead of 2-oxo-2*H*-chromen-4-yl trifluoromethanesulfonate in step 6. LC-MS (M-H⁺) = 433.3

Compound 80 : ¹H NMR (400 MHz, DMSO-d₆) δ 11.07 (br. s., 1H), 8.18 (d, J=8.3 Hz, 1H), 8.14 - 8.05 (m, 2H), 7.99 (d, J=8.3 Hz, 1H), 7.92 (t, J=5.3 Hz, 1H), 7.83 (t, J=7.4 Hz, 1H), 7.74 - 7.65 (m, 1H), 7.55 (d, J=6.0 Hz, 1H), 7.49 (dt, J=2.8, 8.5 Hz, 1H), 7.43 - 7.32 (m, 1H), 5.31 (s, 1H), 4.72 (br. s., 1H), 3.98 (d, J=13.3 Hz, 2H), 3.65 (d, J=11.5 Hz, 4H), 3.48 - 3.35 (m, 4H), 3.30 (br. s., 2H), 2.24 - 2.06 (m, 2H)

Compound 86 was prepared like compound 44, but employing 2-oxo-5,6,7,8-tetrahydro-2*H*-chromen-4-yl trifluoromethanesulfonate instead of 2-oxo-2*H*-chromen-4-yl trifluoromethanesulfonate in step 6. LC-MS (M-H⁺) = 419.4

Compound 86 : ¹H NMR (400 MHz, DMSO-d₆) δ 11.16 (br. s., 1H), 8.19 (d, J=8.3 Hz, 1H), 8.07 (d, J=6.0 Hz, 1H), 8.00 (d, J=8.0 Hz, 1H), 7.94 - 7.79 (m, 1H), 7.77 - 7.66 (m, 1H), 7.57 (d, J=5.8 Hz, 1H), 6.80 (br. s., 1H), 4.92 (s, 1H), 4.01 (d, J=13.3 Hz, 1H), 4.06 (br. s., 3H), 3.68 (d, J=10.0 Hz, 1H), 3.62 (d, J=12.0 Hz, 2H), 3.39 (d, J=10.0 Hz, 2H), 3.30 - 3.12 (m, 4H), 2.42 - 2.32 (m, 2H), 2.30 - 2.17 (m, 2H), 2.03 (quin, J=7.0 Hz, 2H), 1.78 - 1.53 (m, 4H)

2-oxo-6-chloro-2*H*-chromen-4-yl trifluoromethanesulfonate, 2-oxo-6-fluoro-2*H*-chromen-4-yl trifluoromethanesulfonate and 2-oxo-5,6,7,8-tetrahydro-2*H*-chromen-4-yl trifluoromethane are prepared with the procedure of step 5, using 4-hydroxy-6-chloro-2*H*-chromen-2-one, 4-hydroxy-6-fluoro-2*H*-chromen-2-one and 4-hydroxy-5,6,7,8-tetrahydro-2*H*-chromen-2-one, respectively.

Preparation of compound 124

[0103] To a solution of 4-({3-[4-(isoquinolin-1-yl)piperazin-1-yl]propyl}amino)-2*H*-chromen-2-one (compound 44) (110 mg, 0.265 mmoles, 1 eq.) in THF (5 mL), at 0 °C, CH₃I (33 μl, 0.53 mmoles, 2 eq.) was added. The mixture temperature was raised spontaneously to r.t. and then heated to 70 °C for two days. Solvent was removed by vacuum and the crude material is purified by preparative HPLC-MS to obtain 4-(isoquinolin-1-yl)-1-methyl-1-{3-[(2-oxo-2*H*-chromen-4-yl)amino]propyl}piperazin-1-ium iodide (compound 124) (52 mg, Y=32%). LC-MS (M-H⁺) = 429.2

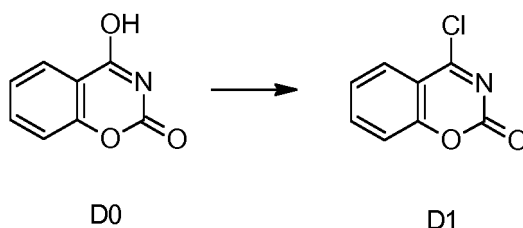
¹H NMR (300 MHz, DMSO-d₆ + D₂O) δ = 8.20 - 8.09 (m, 2 H), 8.03 (dd, J = 1.3, 8.0 Hz, 1 H), 7.95 (d, J = 7.6 Hz, 1 H), 7.77 (dt, J = 1.0, 7.5 Hz, 1 H), 7.72 - 7.58 (m, 2 H), 7.52 (d, J = 5.8 Hz, 1 H), 7.41 - 7.30 (m, 2 H), 5.33 (s, 1 H), 3.87 - 3.58 (m, 10 H), 3.42 (t, J = 6.6 Hz, 2 H), 3.22 (s, 3 H), 2.26 - 2.05 (m, 2 H).

Preparation of compound 64

[0104] Compound 64 was prepared as compound 44 by replacing the 2-oxo-2*H*-chromen-4-yl-trifluoromethanesulfonate of step 6 with the 4-chloro-3,4-dihydro-2*H*-1,3-benzoxazin-2-one intermediate compound D1, prepared as described below. LC-MS (M-H⁺) = 416.3

Synthetic method used to prepare compound 64

[0105]



5

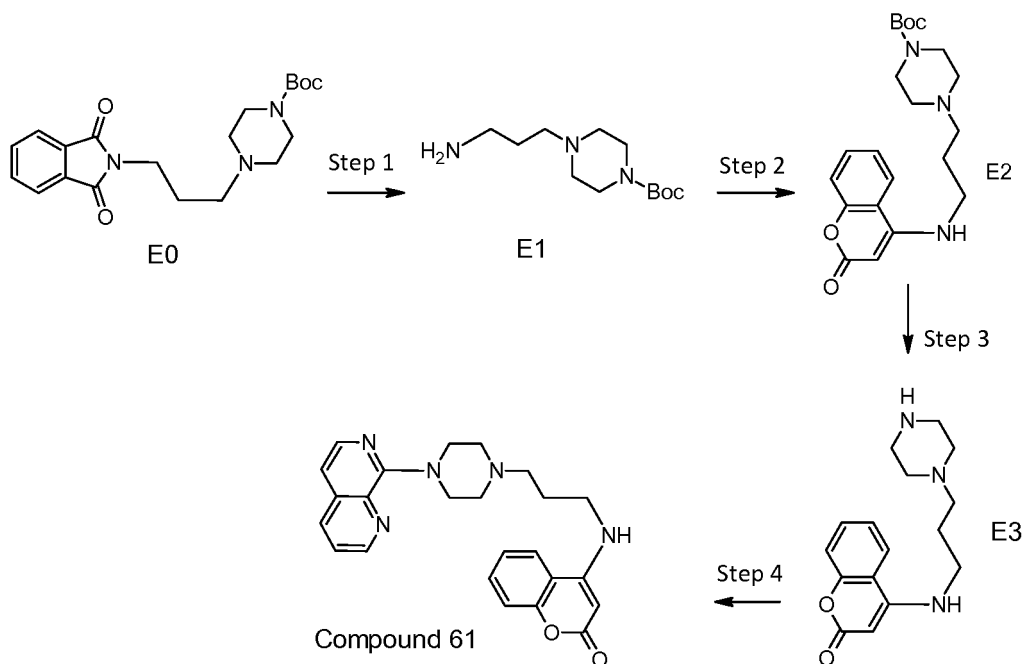
10 **[0106]** Phosphorus pentachloride (293 mg) was added to a stirred mixture of 4-hydroxy-1,3-benzoxazin-2-one intermediate compound D0 (100 mg) in phosphorus(V) oxychloride (0.335 mL) at room temperature. The reaction mixture was heated to 110 °C and stirred 4 h. The reaction mixture was cooled and evaporated under reduced pressure. Then, for 3 times, the residue was dissolved in toluene and concentrated under reduced pressure to remove the excess of POCl_3 . The crude product was chromatographed on a silica gel cartridge eluting with EtOAc to give 108 mg of 4-chloro-3,4-dihydro-2H-1,3-benzoxazin-2-one intermediate compound D1 (Y=99%). Compound 64 : $^1\text{H NMR}$ (400 MHz, DMSO- d_6) δ 10.62 (br. s., 1H), 9.49 (br. s., 1H), 8.24 (d, J=8.0 Hz, 1H), 8.17 (d, J=8.3 Hz, 1H), 8.11 (d, J=6.0 Hz, 1H), 7.97 (d, J=8.0 Hz, 1H), 7.81 (t, J=7.7 Hz, 1H), 7.77 - 7.71 (m, 1H), 7.71 - 7.64 (m, 1H), 7.54 (d, J=6.0 Hz, 1H), 7.37 (t, J=7.7 Hz, 1H), 7.32 (d, J=8.5 Hz, 1H), 4.11 (br. s., 1H), 3.95 (d, J=11.8 Hz, 2H), 3.66 (q, J=6.1 Hz, 4H), 3.56 (br. s., 2H), 3.41 (br. s., 2H), 3.31 (br. s., 2H), 2.16 (quin, J=7.4 Hz, 2H)

20

Preparation of compounds 61, 65, 66, 67, 72, 88 and 100, and 63 (not part of the invention)

25 **[0107]** Compounds 61, 63, 65, 66, 67, 72, 88 and 100 were prepared as described herein below, following the synthetic pathway E.

25



30

35

40

45

50 Synthetic method used to prepare compound 61

50

Step 1

55 **[0108]** Tert-butyl 4-[3-(1,3-dioxisoindol-2-yl)propyl]piperazine-1-carboxylate intermediate compound E0 (1.9 g) was dissolved in methylamine (33% in absolute ethanol, 20 mL) and heated at 40 °C for 4 h. The solvent was evaporated and the residue was dissolved in diethyl ether and filtered. The filtrate was evaporated to give tert-butyl 4-(3-aminopropyl)piperazine-1-carboxylate intermediate compound E1 as a colourless oil (1.1g, Y=89%). LC-MS ($M-H^+$) = 244.3

EP 3 233 827 B1

Step 2

[0109] A solution of intermediate compound E1 (1.1g), triethylamine (0.674 mL) and 2-oxo-2H-chromen-4-yl trifluoromethanesulfonate (1.2 g), prepared as described in step 5 of the preparation of compound 51, in acetonitrile (20 mL) was heated to 70°C for 1 hour. The reaction mixture was concentrated under reduced pressure and the residue was partitioned between dichloromethane and a brine/sodium bicarbonate mixture (1:1). The mixture was filtered through a hydrophobic frit (Phase Separator) washing with dichloromethane. The organic phase was evaporated under reduced pressure and the residue was chromatographed on silica gel (SNAP50) eluting with a gradient of EtOAc in cyclohexane to give 700 mg of tert-butyl 4-{3-[(2-oxo-2H-chromen-4-yl)amino]propyl}piperazine-1-carboxylate intermediate compound E2 (700 mg, Y=44%). LC-MS (M-H⁺) = 388.3

Step 3

[0110] TFA (2 mL) was added to a solution of intermediate compound E2 (700 mg) in dichloromethane (6 mL) at room temperature and the resulting mixture stirred for 20 minutes. The residue was evaporated under reduced pressure, dissolved in MeOH and loaded onto a preconditioned SCX cartridge. The SCX was eluted with MeOH and then a 2M solution of ammonia in methanol. The basic fractions were evaporated under reduced pressure to give 4-{[3-(piperazin-1-yl)propyl]amino}chromen-2-one intermediate compound E3 (456 mg) (Y=88%). LC-MS (M-H⁺) = 288.3

Step 4

[0111] A mixture of intermediate compound E3 (40 mg), 8-chloro-1,7-naphthyridine (19 mg) and potassium carbonate (23 mg) in DMSO (1 mL) was stirred overnight at 110°C. The mixture was diluted with EtOAc. The organic phase was washed with sodium bicarbonate solution, water and brine. The organic phase was dried over sodium sulfate and evaporated under reduced pressure. The residue was chromatographed on silica gel (SNAP10) eluting with a gradient of 0-100% of A in EtOAc where A is MeOH/EtOAc (10:90) to give 20 mg of the desired product 4-{[3-[4-(1,7-naphthyridin-8-yl)piperazin-1-yl]propyl]amino}-2H-chromen-2-one (compound 61). LC-MS (M-H⁺) = 416.3 4-{[3-[4-(1,7-naphthyridin-8-yl)piperazin-1-yl]propyl]amino}-2H-chromen-2-one was dissolved in dichloromethane (1.5 mL) and treated with 1M HCl solution in diethyl ether (0.12 mL) causing precipitation. The resulting mixture was evaporated under reduced pressure and the residue was triturated with diethyl ether. The solids were dried to give 14.8 mg of 4-{[3-[4-(1,7-naphthyridin-8-yl)piperazin-1-yl]propyl]amino}-2H-chromen-2-one hydrochloride salt as a yellow solid. LC-MS (M-H⁺) = 416.3
Compound 61 : ¹H NMR (400 MHz, DMSO-d₆) δ 10.56 (br. s., 1H), 8.91 (dd, J=1.8, 4.3 Hz, 1H), 8.35 (dd, J=1.8, 8.3 Hz, 1H), 8.15 - 8.04 (m, 2H), 7.85 (t, J=5.4 Hz, 1H), 7.76 (dd, J=4.0, 8.3 Hz, 1H), 7.64 - 7.55 (m, 1H), 7.43 - 7.25 (m, 3H), 5.26 (s, 1H), 5.04 (d, J=14.1 Hz, 2H), 3.71 - 3.48 (m, 6H), 3.46 - 3.35 (m, 2H), 3.34 - 3.16 (m, 4H), 2.11 (quin, J=7.2 Hz, 2H)

Compounds 63, 65, 66, 67, 72, 88 and 100 were also prepared in a similar way by replacing the 8-chloro-1,7-naphthyridine of step 4 with the following compounds, respectively.

Compound	Replacement compound	LC-MS
63	4-chloro-2H-chromen-2-one	LC-MS (M-H ⁺) = 432.4
65	5-chloro-1,6-naphthyridine	LC-MS (M-H ⁺) = 416.3
66	1,3-dichloroisoquinoline	LC-MS (M-H ⁺) = 449.3
67	7-fluoro-1-chloroisoquinoline	LC-MS (M-H ⁺) = 433.3
72	7-methyl-1-chloroisoquinoline	LC-MS (M-H ⁺) = 429.4
88	7-methoxy-1-chloroisoquinoline	LC-MS (M-H ⁺) = 445.4
100	1-chloro-7-fluoroisoquinolin-2-ium-2-olate	LC-MS (M-H ⁺) = 449.3

Compound 63 : ¹H NMR (400 MHz, DMSO-d₆) δ 10.74 (br. s., 1H), 8.10 (d, J=7.8 Hz, 1H), 7.91 - 7.82 (m, 1H), 7.73 (d, J=7.5 Hz, 1H), 7.61 (q, J=7.7 Hz, 2H), 7.40 (d, J=8.0 Hz, 1H), 7.38 - 7.28 (m, 3H), 5.87 (s, 1H), 5.27 (s, 1H), 3.78 (d, J=9.0 Hz, 2H), 3.59 (br. s., 7H), 3.45 - 3.22 (m, 8H), 2.18 - 2.04 (m, 2H)

Compound 65 : ¹H NMR (400 MHz, DMSO-d₆) δ 10.10 (br. s., 1H), 9.06 (dd, J=1.6, 4.1 Hz, 1H), 8.54 (d, J=8.3 Hz, 1H), 8.35 (d, J=6.0 Hz, 1H), 8.07 (d, J=8.0 Hz, 1H), 7.81 (t, J=5.5 Hz, 1H), 7.68 - 7.57 (m, 2H), 7.53 (d, J=6.0 Hz, 1H), 7.40 - 7.28 (m, 2H), 5.28 (s, 1H), 3.92 (d, J=11.5 Hz, 2H), 3.63 (d, J=10.0 Hz, 2H), 3.37 - 3.18 (m, 8H), 2.18 - 2.01 (m, 2H)

Compound 66 : ¹H NMR (400 MHz, DMSO-d₆) δ 9.99 (br. s., 1H), 8.11 (d, J=8.3 Hz, 1H), 8.05 (d, J=8.3 Hz, 1H), 7.91

EP 3 233 827 B1

(d, J=7.8 Hz, 1H), 7.85 - 7.72 (m, 2H), 7.69 - 7.56 (m, 3H), 7.41 - 7.28 (m, 2H), 5.29 (s, 1H), 3.96 (d, J=9.3 Hz, 2H), 3.64 (d, J=6.5 Hz, 2H), 3.48 - 3.34 (m, 8H), 2.16 - 2.01 (m, 2H)

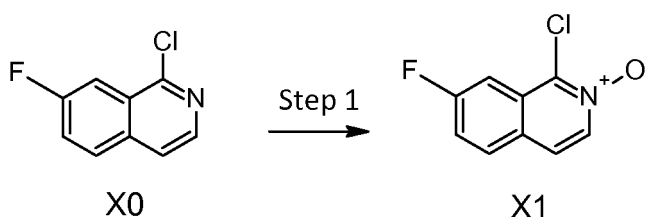
Compound 67 : ¹H NMR (400 MHz, DMSO-d₆) δ 10.27 (br. s., 1H), 8.16 (d, J=5.8 Hz, 1H), 8.11 - 8.03 (m, 2H), 7.88 - 7.80 (m, 2H), 7.70 (dt, J=2.5, 8.8 Hz, 1H), 7.64 - 7.58 (m, 1H), 7.56 (d, J=5.8 Hz, 1H), 7.39 - 7.26 (m, 2H), 5.29 (s, 1H), 3.81 (d, J=12.0 Hz, 2H), 3.68 - 3.58 (m, 2H), 3.57 - 3.22 (m, 9H), 2.12 (quin, J=7.6 Hz, 2H)

Compound 72 : ¹H NMR (400 MHz, DMSO-d₆) δ (CHLOROFORM-d) 8.14 (d, J=5.5 Hz, 1H), 7.93 (br. s., 2H), 7.84 (s, 1H), 7.71 (d, J=8.5 Hz, 1H), 7.55 - 7.44 (m, 2H), 7.34 - 7.28 (m, 3H), 5.25 (s, 1H), 3.70 (br. s., 4H), 3.49 (br. s., 2H), 3.04 (br. s., 4H), 2.92 (br. s., 2H), 2.59 - 2.49 (m, 3H), 2.18 - 2.04 (m, 2H)

Compound 88 : ¹H NMR (400 MHz, DMSO-d₆) δ 11.07 (br. s., 1H), 8.16 (d, J=7.8 Hz, 1H), 8.00 (d, J=6.0 Hz, 1H), 7.97 - 7.89 (m, 2H), 7.65 - 7.56 (m, 1H), 7.56 - 7.45 (m, 2H), 7.40 - 7.27 (m, 3H), 5.27 (s, 1H), 4.64 (br. s., 1H), 4.03 - 3.84 (m, 5H), 3.73 - 3.52 (m, 4H), 3.50 - 3.35 (m, 4H), 3.30 (br. s., 2H), 2.16 (quin, J=7.2 Hz, 2H)

Compound 100 : ¹H NMR (400 MHz, DMSO-d₆) δ 9.97 (br. s., 1H), 8.12 (d, J=7.3 Hz, 2H), 8.07 (dd, J=5.6, 8.9 Hz, 1H), 8.00 - 7.81 (m, 3H), 7.65 - 7.52 (m, 2H), 7.39 - 7.29 (m, 2H), 5.28 (s, 1H), 4.31 - 3.71 (m, 3H), 3.57 (d, J=11.3 Hz, 2H), 3.52 - 3.35 (m, 4H), 3.34 - 3.24 (m, 2H), 3.13 (br. s., 2H), 2.12 (quin, J=7.3 Hz, 2H)

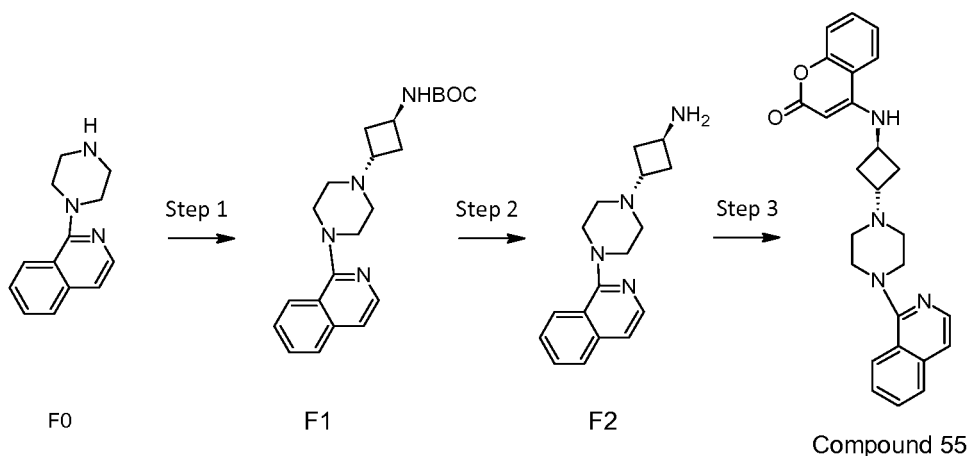
[0112] The synthesis of 1-chloro-7-fluoroisoquinolin-2-ium-2-olate, the intermediate X0 used in the preparation of compound 100, is described below.



[0113] 3-Chloroperoxybenzoic acid (0.10 g) was added to a solution of 1-chloro-7-fluoroisoquinoline X0 (50 mg) in dry dichloromethane (1.5 ml). The mixture was stirred at room temperature for 2 days. The mixture was then diluted with dichloromethane and washed with a aqueous 1M NaOH solution (2x) and brine. The organic phase was dried over Na₂SO₄, filtered and concentrated in vacuum to give crude 1-chloro-7-fluoroisoquinolin-2-ium-2-olate as a white solid (0.049 g, Y=80%). This product was used without further purification. LC-MS (M-H⁺) = 198.0

Preparation of compounds 54, 55, 77, 78 and 99

[0114] Compounds 54, 55, 77, 78 and 99 were prepared as described herein below, following the synthetic pathway F.



Synthetic method used to prepare compounds 54 and 55

Step 1

[0115] Sodium triacetoxyborohydride (597 mg) was added to a stirred solution of the 1-(piperazin-1-yl)isoquinoline intermediate compound F0 (200 mg), prepared as described in step 1 of the preparation of compound 46, and tert-butyl N-(3-oxocyclobutyl)carbamate (174 mg) in dichloromethane (5 mL) at room temperature. The reaction was stirred at

EP 3 233 827 B1

room temperature for 2 hours. The reaction was diluted with dichloromethane (15 mL) and quenched with water (20 mL). The mixture was filtered through a hydrophobic frit (Phase Separator) and the organic phase was washed with a mixture of brine and sodium bicarbonate solution (1:1, 20 mL) then filtered through a hydrophobic frit (Phase Separator). The organic phase was evaporated under reduced pressure. The residue was chromatographed on silica gel (SNAP 25) eluting with a gradient of A in cyclohexane, where A is MeOH/EtOAc (3:97), to give 84 mg of the cis-tert-butyl {3-[4-(isoquinolin-1-yl)piperazin-1-yl]cyclobutyl}-carbamate as a yellow gum (Y=23%), and 175 mg of the trans-tert-butyl-{3-[4-(isoquinolin-1-yl)piperazin-1-yl]cyclobutyl}-carbamate (intermediate compound F1) as white foam (Y=49%) both have LC-MS (M-H⁺) = 383.3. The following steps have been made using the trans intermediate compound F1 in order to get compound 55. The same steps can be repeated using the cis intermediate compound F1 in order to get compound 54.

Step 2

[0116] TFA (1 mL) was added to a solution of trans intermediate compound F1 (175 mg) in dichloromethane (3 mL) at room temperature and the resulting mixture was stirred for 60 minutes. The volatiles were evaporated under reduced pressure. The residue was dissolved twice in dichloromethane (5 mL) and evaporated under reduced pressure. Then the residue was dissolved in MeOH (2 mL) and loaded onto a preconditioned SCX cartridge (1 g). The SCX was eluted with MeOH and then with a 2M solution of ammonia in methanol. The basic fractions were evaporated under reduced pressure to give 127 mg of the trans-3-[4-(isoquinolin-1-yl)piperazin-1-yl]cyclobutanamine intermediate compound F2 as a colorless sticky oil (Y=98%). LC-MS (M-H⁺) = 283.2

Step 3

[0117] A solution of the trans intermediate compound F2 (120 mg), triethylamine (81 microL) and 2-oxo-2H-chromen-4-yl trifluoromethanesulfonate (114 mg), prepared as described in step 5 of the preparation of compound 51, in acetonitrile (4 mL) was heated to 70°C for 1 hour. The reaction mixture was cooled and filtered, washing the solid with acetonitrile (2x 1 mL). The solid was further purified by chromatography on silica gel (2 x SNAP 10 in series) eluting with a gradient of 1-10% MeOH in dichloromethane to give 148 mg of trans-4-({3-[4-(isoquinolin-1-yl)piperazin-1-yl]cyclobutyl}amino)-2H-chromen-2-one (compound 55) as a white foam (Y=79%). LC-MS (M-H⁺) = 427.4 Trans-4-({3-[4-(isoquinolin-1-yl)piperazin-1-yl]cyclobutyl}amino)-2H-chromen-2-one was dissolved in dichloromethane (5 mL) and a minimum quantity of MeOH and treated with 1M HCl solution in diethyl ether (0.87 mL) causing precipitation. The resulting mixture was evaporated under reduced pressure and the residue was triturated with diethyl ether. The solid was dried to give 152 mg of trans-4-({3-[4-(isoquinolin-1-yl)piperazin-1-yl]cyclobutyl}amino)-2H-chromen-2-one hydrochloride salt as a white solid (Y=79%). LC-MS (M-H⁺) = 427.4.

Compound 55

[0118] ¹H NMR (500 MHz, DMSO-d₆) δ ppm 2.55 - 2.69 (m, 2 H), 2.89 - 3.05 (m, 2 H), 3.19 - 3.37 (m, 2 H), 3.58 - 3.79 (m, 4 H), 3.94 - 4.10 (m, 3 H), 4.31 (br. s., 1 H), 4.98 (s, 1 H), 7.30 - 7.39 (m, 2 H), 7.55 - 7.65 (m, 2 H), 7.72 (t, J=7.58 Hz, 1 H), 7.82 - 7.89 (m, 1 H), 7.94 (br. s., 1 H), 8.01 (d, J=7.60 Hz, 1 H), 8.06 - 8.13 (m, 1 H), 8.17 - 8.27 (m, 2 H), 11.84 (br. s., 1 H).

Compound 54

[0119] LC-MS (M-H⁺) = 427.4.

¹H NMR (500 MHz, DMSO-d₆) δ ppm 2.60 - 2.70 (m, 2 H), 2.83 - 2.94 (m, 2 H), 3.27 - 3.38 (m, 2 H), 3.56 (d, J=11.74 Hz, 2 H), 3.60 - 3.75 (m, 3 H), 3.86 - 3.96 (m, 1 H), 4.04 (d, J=12.23 Hz, 2 H), 5.10 (s, 1 H), 7.30 - 7.38 (m, 2 H), 7.55 - 7.64 (m, 2 H), 7.72 (t, J=7.58 Hz, 1 H), 7.86 (t, J=7.34 Hz, 1 H), 7.97 - 8.04 (m, 2 H), 8.08 (d, J=6.36 Hz, 1 H), 8.17 - 8.27 (m, 2 H), 11.85 (br. s., 1 H).

[0120] Compound 99 was prepared in a similar way by replacing the 1-(piperazin-1-yl)isoquinoline of step 1 with 7-fluoro-1-(piperazin-1-yl)isoquinoline (Y=50%) LC-MS (M-H⁺) = 401.3.

[0121] Compounds 99 : ¹H NMR (400 MHz, DMSO-d₆) δ 10.82 (br. s., 1H), 9.37 (d, J=5.8 Hz, 1H), 8.29 (d, J=7.0 Hz, 1H), 8.18 (d, J=5.8 Hz, 1H), 8.08 (dd, J=5.8, 9.0 Hz, 1H), 7.87 (dd, J=2.5, 10.3 Hz, 1H), 7.79 - 7.68 (m, 2H), 7.58 (d, J=5.8 Hz, 1H), 7.39 (t, J=8.0 Hz, 1H), 7.33 (d, J=8.3 Hz, 1H), 4.96 (br. s., 1H), 4.78 (br. s., 1H), 4.01 (d, J=7.3 Hz, 1H), 3.86 (d, J=12.3 Hz, 2H), 3.65 (d, J=10.8 Hz, 2H), 3.47 - 3.17 (m, 4H), 3.02 - 2.81 (m, 2H), 2.74 - 2.57 (m, 2H)

[0122] Preparations of compounds 77 and 78.

[0123] Compounds 77 and 78 were prepared in a similar way of compounds 55 and 54 but in step 1, tert-butyl N-(3-oxocycloentyl)carbamate having the following formula (ii) was used in place of tert-butyl N-(3-oxocyclobutyl)carbamate.

Both compounds have LC-MS ($M-H^+$) = 441.4.

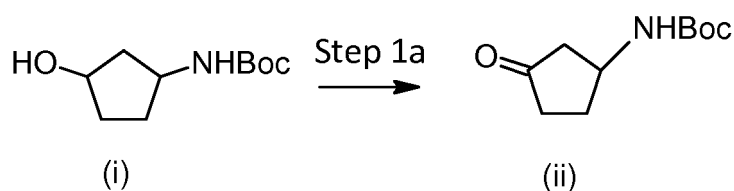
Compounds 77 : 1H NMR (400 MHz, DMSO- d_6) δ 11.51 (br. s., 1H), 8.43 (d, $J=7.3$ Hz, 1H), 8.20 (d, $J=8.5$ Hz, 1H), 8.12 (d, $J=5.8$ Hz, 1H), 7.99 (d, $J=8.3$ Hz, 1H), 7.83 (t, $J=7.7$ Hz, 1H), 7.75 - 7.66 (m, 2H), 7.65 - 7.51 (m, 2H), 7.37 - 7.26 (m, 2H), 5.25 (s, 1H), 4.68 (br. s., 1H), 4.17 - 4.05 (m, 1H), 3.97 (d, $J=11.5$ Hz, 2H), 3.81 - 3.65 (m, 3H), 3.65 - 3.51 (m, 2H), 3.50 - 3.35 (m, 2H), 2.72 - 2.60 (m, 1H), 2.27 - 2.08 (m, 3H), 2.06 - 1.91 (m, 2H)

Compounds 78 : 1H NMR (400 MHz, DMSO- d_6) δ 11.27 (br. s., 1H), 8.19 (t, $J=7.8$ Hz, 2H), 8.11 (d, $J=6.0$ Hz, 1H), 7.98 (d, $J=8.0$ Hz, 1H), 7.82 (t, $J=7.5$ Hz, 1H), 7.73 - 7.65 (m, 1H), 7.64 - 7.58 (m, 1H), 7.55 (d, $J=6.0$ Hz, 1H), 7.47 (d, $J=6.3$ Hz, 1H), 7.39 - 7.25 (m, 2H), 5.24 (s, 1H), 4.84 (br. s., 1H), 4.25 - 4.13 (m, 1H), 4.01 - 3.92 (m, 2H), 3.91 - 3.81 (m, 1H), 3.74 - 3.64 (m, 2H), 3.58 (t, $J=12.5$ Hz, 2H), 3.49 - 3.32 (m, 2H), 2.48 - 2.40 (m, 1H), 2.37 - 2.14 (m, 3H), 2.08 - 1.95 (m, 1H), 1.94 - 1.81 (m, 1H)

[0124] Tert-butyl N-(3-oxocyclopentyl)carbamate of formula (ii) was prepared as follows.

Step 1a

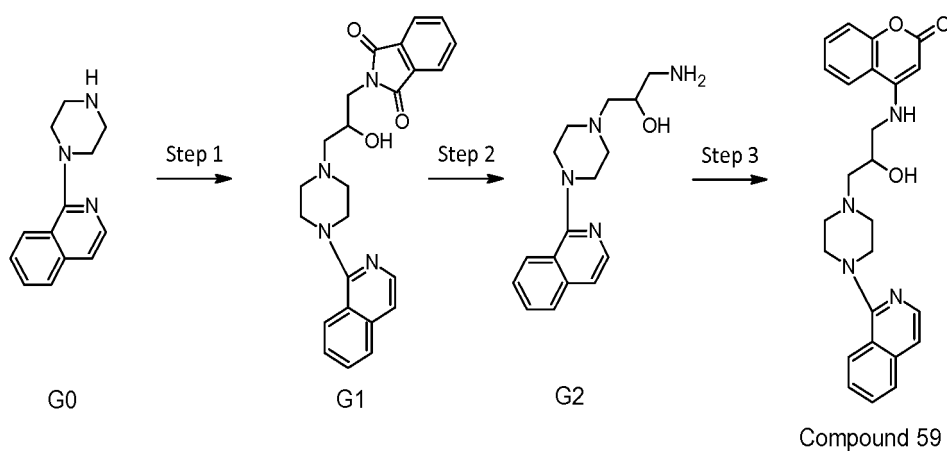
[0125]



[0126] Dess-Martin periodinane (2.53 g) was added portion-wise to a solution of tert-butyl (3-hydroxycyclopentyl)carbamate (1 g) of formula (i) in dichloromethane (26 mL) at 0 °C. After complete addition, the reaction mixture was stirred for 1 hour at 0 °C, then, allowed to warm up to room temperature and stirred for 18 hours. The reaction mixture was quenched with a 50/50 of a saturated aqueous solution of sodium bicarbonate and a saturated aqueous solution of sodium thiosulfate. The aqueous layer was extracted 3 times with dichloromethane. The combined organic layers were washed with brine, dried over magnesium sulfate and concentrated in vacuum. The residue was purified on silica gel by flash column chromatography eluting with cHex to cHex/ethyl acetate 1:1 to give 980 mg of the intermediate compound tert-butyl (3-oxocyclopentyl)carbamate of formula (ii). (Y= 99%). LC-MS ($M-H^+$) = 200.1.

Preparation of compounds 59, 93, 94, 102, 103, 104, 106

[0127] Compounds 59, 93, 94, 102, 103, 104, 106 were prepared as described herein below, following the synthetic pathway G.



EP 3 233 827 B1

Synthetic method used to prepare compound 59

Step 1

5 **[0128]** A mixture of 1-(piperazin-1-yl)isoquinoline, intermediate compound G0 (150 mg), prepared as described in step 1 of the preparation of compound 61, and 2-(oxiran-2-ylmethyl)-2,3-dihydro-1H-isoindole-1,3-dione (136 mg) in CH₃CN (3 mL) was heated with shaking to 60°C for two days. The reaction mixture was evaporated under reduced pressure and the residue was chromatographed on silica gel (SNAP 25) eluting with a gradient of 50-100% EtOAc in cyclohexane to give 203 mg of the intermediate compound 2-{2-hydroxy-3-[4-(isoquinolin-1-yl)piperazin-1-yl]propyl}-2,3-dihydro-1H-isoindole-1,3-dione, intermediate compound G1 as a white sticky foam (Y=73%). LC-MS (M-H⁺) = 417.3

Step 2

15 **[0129]** The intermediate compound G1 (202 mg) was dissolved in ethanol methylamine solution (5 mL, 33% solution in EtOH) and heated to 50°C for 2 hours. The reaction mixture was concentrated under reduced pressure and the residue was triturated with diethyl ether/EtOAc (1:1, -10 mL). The mixture was filtered, washing the solid with a small quantity of the same solvent mixture. The residue was loaded onto an SCX cartridge (1g) and eluted with MeOH and then with a 2M solution of NH₃ in MeOH. The basic fractions were collected to give 125 mg of the 1-amino-3-[4-(isoquinolin-1-yl)piperazin-1-yl]propan-2-ol, intermediate compound G2 as a colorless sticky gum (Y=90%). LC-MS (M-H⁺) = 287.2

Step 3

25 **[0130]** A solution of the intermediate compound G2 (123 mg), triethylamine (82 microl) and 2-oxo-2H-chromen-4-yl-trifluoromethane-sulfonate (115 mg), prepared as described in step 1 of the preparation of compound 27, in acetonitrile (4 mL) was heated to 60°C for 1 hour. The reaction mixture was concentrated under reduced pressure and the residue was partitioned between dichloromethane (20 mL) and a brine/sodium bicarbonate mixture (1:1, 20 mL). The mixture was filtered through a hydrophobic frit (Phase Separator) washing with dichloromethane (10 mL). The organic phase was evaporated under reduced pressure and the residue was chromatographed on silica gel (SNAP 25) eluting with a gradient of 1-10% MeOH in dichloromethane to give 113 mg of the racemic mixture of the desired product 4-({2-hydroxy-3-[4-(isoquinolin-1-yl)piperazin-1-yl]propyl}amino)-2H-chromen-2-one (compound 59) as a colorless foam. LC-MS (M-H⁺) = 431.3. The compound 59 was dissolved in dichloromethane (3 mL) and the minimum amount of MeOH and treated with 1M HCl solution in diethyl ether (0.66 mL) causing precipitation. The resulting mixture was evaporated under reduced pressure and the residue was triturated with diethyl ether. The solids were dried to give 117 mg of the 4-({2-hydroxy-3-[4-(isoquinolin-1-yl)piperazin-1-yl]propyl}amino)-2H-chromen-2-one hydrochloric salt as an off-white solid (Y=60%).

35 LC-MS (M-H⁺) = 431.3

Compound 59 : ¹H NMR (400 MHz, DMSO-d₆) δ 10.23 (br. s., 1H), 8.28 - 8.04 (m, 3H), 8.03 - 7.75 (m, 3H), 7.74 - 7.45 (m, 3H), 7.40 - 7.26 (m, 2H), 6.06 (br. s., 1H), 5.36 (s, 1H), 4.76 (br. s., 1H), 4.39 (br. s., 1H), 3.95 (br. s., 2H), 3.82 - 3.42 (m, 7H), 3.40 - 3.17 (m, 3H)

40 Compounds 93 and 94, i.e., the R and S stereoisomers of compound 59 were resolved by using a chiral preparative HPLC-MS. Both have LC-MS (M-H⁺) = 431.3.

Compound 93 : ¹H NMR (400 MHz, DMSO-d₆) δ 9.89 (br. s., 1H), 8.18 - 8.06 (m, 3H), 7.94 (d, J=8.0 Hz, 1H), 7.85 (t, J=5.9 Hz, 1H), 7.76 (t, J=7.8 Hz, 1H), 7.69 - 7.57 (m, 2H), 7.49 (d, J=5.8 Hz, 1H), 7.40 - 7.29 (m, 2H), 6.01 (br. s., 1H), 5.38 (s, 1H), 4.33 (d, J=7.8 Hz, 1H), 4.19 - 3.77 (m, 4H), 3.70 (br. s., 1H), 3.61 (d, J=10.3 Hz, 1H), 3.54 - 3.31 (m, 6H), 3.30 - 3.19 (m, 1H) Compound 94 : ¹H NMR (400 MHz, DMSO-d₆) δ 9.89 (br. s., 1H), 8.19 - 8.06 (m, 3H), 7.94 (d, J=8.3 Hz, 1H), 7.85 (t, J=6.0 Hz, 1H), 7.76 (t, J=7.4 Hz, 1H), 7.68 - 7.58 (m, 2H), 7.49 (d, J=5.8 Hz, 1H), 7.39 - 7.29 (m, 2H), 6.01 (br. s., 1H), 5.38 (s, 1H), 4.43 - 4.24 (m, 1H), 3.96 - 3.81 (m, 2H), 3.64 (br. s., 3H), 3.52 - 3.16 (m, 8H)

50 Compounds 102 and 103 were prepared in a similar way by replacing the 1-(piperazin-1-yl)isoquinoline of step 1 with the 7-fluoro-1-(piperazin-1-yl)isoquinoline. Both have LC-MS (M-H⁺) = 449.1.

Compound 102 : ¹H NMR (400 MHz, DMSO-d₆) δ 10.23 (br. s., 1H), 8.19 (d, J=8.0 Hz, 1H), 8.14 (d, J=5.8 Hz, 1H), 8.07 (dd, J=5.8, 9.0 Hz, 1H), 7.94 (t, J=5.5 Hz, 1H), 7.85 (dd, J=2.3, 10.3 Hz, 1H), 7.72 (dt, J=2.5, 8.8 Hz, 1H), 7.65 - 7.52 (m, 2H), 7.40 - 7.26 (m, 2H), 5.36 (s, 1H), 4.65 - 3.17 (m, 15H) Compound 103 : ¹H NMR (400 MHz, DMSO-d₆) δ = 10.17 (br. s., 1H), 8.18 (d, J = 7.8 Hz, 1H), 8.15 (d, J = 5.8 Hz, 1H), 8.07 (dd, J = 5.6, 8.9 Hz, 1H), 7.92 (t, J = 5.7 Hz, 1H), 7.84 (d, J = 10.3 Hz, 1H), 7.71 (dt, J = 2.3, 8.8 Hz, 1H), 7.64 - 7.59 (m, 1H), 7.56 (d, J = 6.0 Hz, 1H), 7.39 - 7.30 (m, 2H), 5.37 (s, 1H), 4.51 - 3.93 (m, 3H), 3.82 (t, J = 13.0 Hz, 2H), 3.71 (d, J = 10.8 Hz, 1H), 3.61 (d, J = 10.8 Hz, 1H), 3.55 - 3.19 (m, 8H).

Compound 104 and 106 were prepared in a similar way as compound 103 and 102 by replacing the 2-oxo-2H-

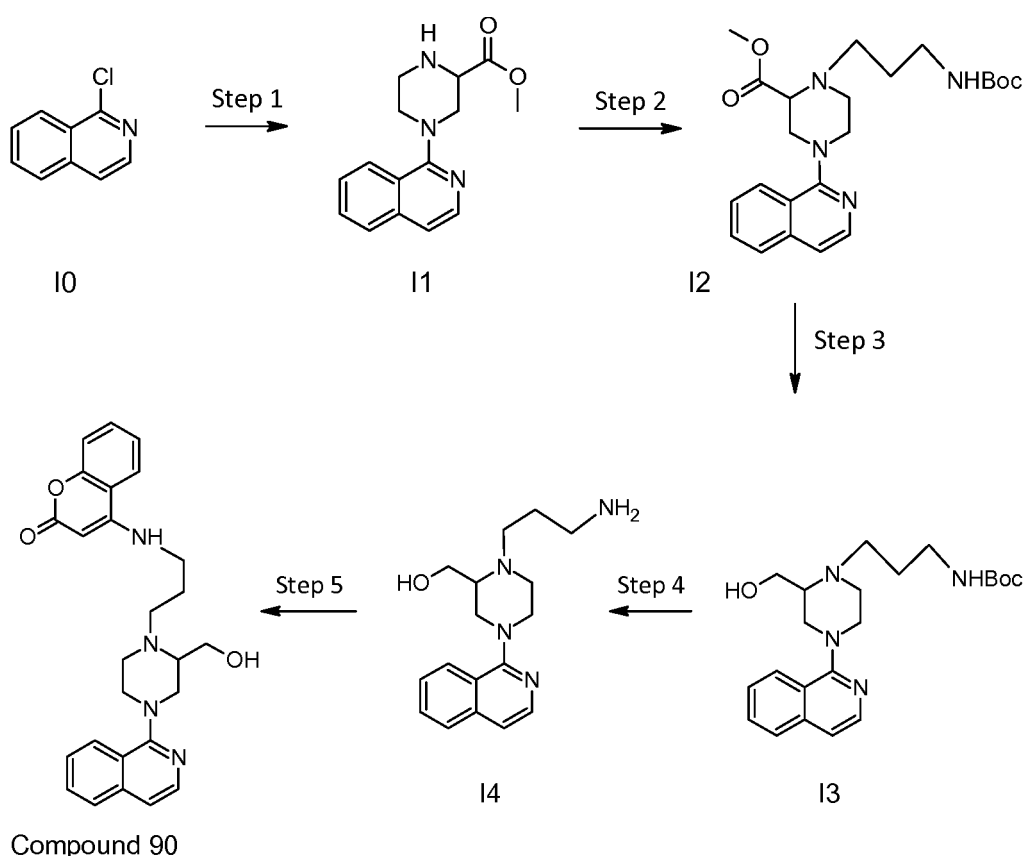
chromen-4-yl-trifluoromethane-sulfonate of step 3 with the 4-chloro-3,4-dihydro-2H-1,3-benzoxazin-2-one, prepared as described in the preparation of compound 64. Both have LC-MS ($M-H^+$) = 450.3

Compound 104 : 1H NMR (400 MHz, DMSO- d_6) δ 10.05 (br. s., 1H), 9.41 (br. s., 1H), 8.27 (br. s., 1H), 8.15 (d, $J=5.8$ Hz, 1H), 8.05 (dd, $J=5.6, 8.7$ Hz, 1H), 7.82 (d, $J=10.3$ Hz, 1H), 7.78 - 7.64 (m, 2H), 7.55 (d, $J=5.8$ Hz, 1H), 7.43 - 7.25 (m, 2H), 4.51 - 4.31 (m, 1H), 4.07 - 3.31 (m, 13H), 3.29 - 3.17 (m, 1H)

Compound 106 : 1H NMR (400 MHz, DMSO- d_6) δ 9.94 (br. s., 1H), 9.38 (t, $J=5.4$ Hz, 1H), 8.25 (d, $J=7.8$ Hz, 1H), 8.15 (d, $J=5.8$ Hz, 1H), 8.06 (dd, $J=5.6, 8.9$ Hz, 1H), 7.82 (dd, $J=2.1, 10.2$ Hz, 1H), 7.77 - 7.72 (m, 1H), 7.69 (dt, $J=2.8, 8.8$ Hz, 1H), 7.55 (d, $J=5.8$ Hz, 1H), 7.37 (t, $J=7.7$ Hz, 1H), 7.33 (d, $J=8.3$ Hz, 1H), 4.45 - 4.35 (m, $J=7.0$ Hz, 1H), 3.87 - 3.67 (m, 5H), 3.66 - 3.57 (m, 3H), 3.55 - 3.31 (m, 5H), 3.24 (t, $J=11.4$ Hz, 1H)

Preparation of compound 90

[0131] Compound 90 was prepared as described herein below, following the synthetic pathway I.



Step 1

[0132] 1-chloroisoquinoline, intermediate compound I0 (905 mg) was dissolved in CH_3CN (72 ml). Potassium carbonate (796 mg) was added followed by piperazine-2-carboxylic acid methyl ester di-hydrochloride (1.8 g). The mixture was stirred at $100^\circ C$ for 7 days. DCM was added and the mixture washed with water. The organic phase was separated, dried and evaporated by vacuum. The crude material was purified by Si-column eluting with cHex/Ethyl acetate 3:7 to ethyl acetate/MeOH 9:1 to obtain 570 mg of the methyl 4-(isoquinolin-1-yl)piperazine-2-carboxylate, intermediate compound I1 (Y=38%). LC-MS ($M-H^+$) = 272.2.

Step 2

[0133] A mixture of intermediate compound I1 (570 mg), tert-butyl N-(3-bromopropyl)carbamate (475 mg), potassium iodide (174 mg) and potassium carbonate (579 mg) in DMF (20 ml) was stirred at $60^\circ C$ overnight.

[0134] The reaction was partitioned between EtOAc and semi-saturated brine. The organic phase was separated then washed with semi-saturated brine and brine, dried over sodium sulfate and evaporated under reduced pressure. The

EP 3 233 827 B1

residue was chromatographed on silica gel (SNAP 50) eluting with a gradient of 30-100% EtOAc in cyclohexane to give 470 mg of the methyl 1-{3-[(tert-butoxycarbonyl)amino]propyl}-4-(isoquinolin-1-yl)piperazine-2-carboxylate, intermediate compound I2 (Y=52%). LC-MS (M-H⁺) = 429.4.

5 Step 3

[0135] The intermediate compound I2 (200 mg) was dissolved in THF (2ml), the mixture was cooled to 0 °C and 2M lithium borohydride solution in THF (0.259 ml) was added drop-wise under N₂ atmosphere. The mixture was stirred at room temperature for 7 hours, cooled to 0°C and quenched with water. Ethyl acetate was added and the organic phase washed with brine. The solvent was evaporated by vacuum to obtain the crude material purified by Si-column (NH) eluting with cyclohexane to ethyl acetate to obtain 102 mg of the tert-butyl N-{3-[2-(hydroxymethyl)-4-(isoquinolin-1-yl)piperazin-1-yl]propyl}carbamate, intermediate compound I3 (Y=54%). LC-MS (M-H⁺) = 401.4

15 Step 4

[0136] The intermediate compound I3 (100 mg) was dissolved in DCM (5 ml), cooled to 0°C and TFA (1 ml) was added drop-wise. The mixture was stirred at room temperature for 2 hours. The solvent was removed by vacuum and the crude purified by SCX column to obtain 70 mg of the 1-(3-aminopropyl)-4-(isoquinolin-1-yl)piperazine-2-carboxamide intermediate compound I4 (Y=93%). LC-MS (M-H⁺) = 301.3

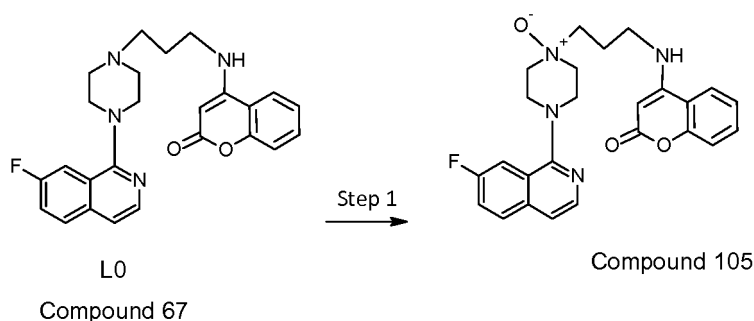
20 Step 5

[0137] A solution the intermediate compound I4 (70 mg), triethyl amine (0.726 ml) and 2-oxo-2H-chromen-4-yl trifluoromethanesulfonate (62 mg) in acetonitrile (2 mL) was heated to 70°C for 1 hour. The reaction mixture was concentrated under reduced pressure. The residue was purified by Si-column (NH) eluting with cyclohexane to ethyl acetate to obtain 40 mg of the desired product 4-({3-[2-(hydroxymethyl)-4-(isoquinolin-1-yl)piperazin-1-yl]propyl}amino)-2H-chromen-2-one (compound 90). LC-MS (M-H⁺) = 445.4

[0138] This product was dissolved in DCM, cooled to 0°C and 1M HCl in Et₂O (3 eq) was added. After 30 minutes, the solution was evaporated in vacuum and triturated with Et₂O to obtain 28 mg of the 4-({3-[2-(hydroxymethyl)-4-(isoquinolin-1-yl)piperazin-1-yl]propyl}amino)-2H-chromen-2-one hydrochloride salt. LC-MS (M-H⁺) = 445.4
Compound 90 : ¹H NMR (400 MHz, DMSO-d₆) δ 9.92 (br. s., 1H), 8.21 - 8.04 (m, 3H), 7.95 (d, J=8.0 Hz, 1H), 7.87 (t, J=5.8 Hz, 1H), 7.77 (t, J=7.5 Hz, 1H), 7.69 - 7.57 (m, 2H), 7.51 (d, J=5.8 Hz, 1H), 7.37 - 7.27 (m, 2H), 5.30 (s, 1H), 4.12 (br. s., 2H), 3.98 - 3.83 (m, 3H), 3.77 (d, J=12.3 Hz, 1H), 3.67 (br. s., 1H), 3.56 (br. s., 3H), 3.49 - 3.36 (m, 4H), 3.31 (br. s., 1H), 2.22 - 2.00 (m, 2H)

35 Preparation of compound 105

[0139] Compound 105 was prepared as described hereinbelow, following the synthetic pathway L.



Step 1

[0140] 3-chloroperoxybenzoic acid (26 mg) was added at 0°C to a solution of 4-({3-[4-(7-fluoroisoquinolin-1-yl)piperazin-1-yl]propyl}amino)chromen-2-one L0 (compound 67) (60 mg) in dry dichloromethane (3 ml). The mixture was stirred at 0°C. The mixture was then diluted with dichloromethane and washed with a 1M aqueous NaOH solution (2x) and brine. The organic phase was dried over Na₂SO₄, filtered and concentrated in vacuum. The residue (59 mg) was purified by flash chromatography (Biotage KP-Sil 10g SNAP cartridge, eluent A: dichloromethane, eluent B: dichloromethane/Me-

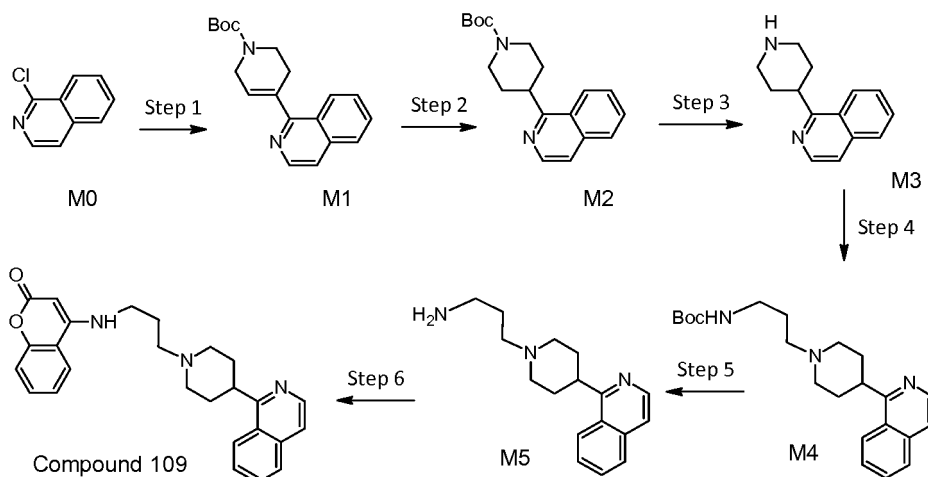
OH 80/20, gradient A/B from 90/10 to 0/100 in 15CV, then 5CV at 0/100, fraction size 9 mL) to give (0.054 g) of the desired product 4-({3-[4-(7-fluoroisoquinolin-1-yl)-1-oxidopiperazin-1-yl]propyl}amino)-2H-chromen-2-one (compound 105). LC-MS (M-H⁺) = 449.3.

[0141] This compound (29.5 mg) was dissolved in dichloromethane and a 1M HCl solution in diethyl ether (0.14 mL, 2 eq) was added at room temperature. The mixture thus obtained was concentrated under nitrogen and the residue was triturated with diethyl ether (2x) to give the 4-({3-[4-(7-fluoroisoquinolin-1-yl)-1-oxidopiperazin-1-yl]propyl}amino)-2H-chromen-2-one hydrochloride salt as a yellow solid (0.028 g, Y=52%). LC-MS (M-H⁺) = 449.3

Compound 105 : ¹H NMR (400 MHz, DMSO-d₆) δ 12.44 (br. s., 1H), 8.17 (d, J=5.8 Hz, 1H), 8.12 (d, J=7.5 Hz, 1H), 8.08 (dd, J=5.8, 9.0 Hz, 1H), 7.87 (d, J=7.8 Hz, 2H), 7.71 (dt, J=2.5, 8.8 Hz, 1H), 7.64 - 7.54 (m, 2H), 7.39 - 7.27 (m, 2H), 5.30 (s, 1H), 4.18 - 3.73 (m, 8H), 3.68 - 3.55 (m, 2H), 3.45 (q, J=6.4 Hz, 2H), 2.26 (quin, J=7.0 Hz, 2H)

Preparation of compound 109

[0142] Compound 109 was prepared as described herein below, following the synthetic pathway M.



Step 1

[0143] A flask charged with 1-chloroisoquinoline, intermediate compound M0 (2.2 g) and N-Boc-1,2,3,6-tetrahydropyridine-4-boronic acid pinacol ester (4 g) was placed under nitrogen. DME (80 mL) and EtOH (24 mL) were added to give a solution. A solution of monobasic potassium phosphate (1.2 g) and tribasic potassium phosphate (1.9 mg) in water (40 mL) was added. The mixture was de-oxygenated via several vacuum/N₂ cycles before the addition of PdCl₂(dbpf) (548 mg). The resulting reaction mixture was then stirred at 60°C overnight. The reaction mixture was partially evaporated under reduced pressure to remove volatiles, then the residue was partitioned between half-saturated sodium bicarbonate solution and EtOAc. The aqueous phase was further extracted with EtOAc. The combined organic phases were washed with brine, dried over Na₂SO₄ and evaporated under reduced pressure. The residue was chromatographed on silica gel (SNAP 100) eluting with a gradient of 20-80% EtOAc in cyclohexane to give 2.8 g of tert-butyl 4-(isoquinolin-1-yl)-3,6-dihydro-2H-pyridine-1-carboxylate, intermediate compound M1 (Y=67%). LC-MS (M-H⁺) = 311.5.

Step 2

[0144] To a solution of the intermediate compound M1 (2.8 g) in EtOH (90 mL), ammonium formate (3.9 g) and Pd(OH)₂/C (644 mg) were added at r.t.. The mixture was heated to 80°C and left stirring at that temperature for 1 hour, then cooled to r.t. and filtered over a pad of celite, washing with EtOH. Solvent was eliminated under reduced pressure. The residue was chromatographed on silica gel (SNAP 100) eluting with a gradient of 10-80% EtOAc in cyclohexane to give 1.66 g of the tert-butyl 4-(isoquinolin-1-yl)piperidine-1-carboxylate, intermediate compound M2 (Y=59%). LC-MS (M-H⁺) = 313.3

Step 3

[0145] TFA (2 mL) was added to a solution of the intermediate compound M2 (658 mg) in dichloromethane (6 mL) at room temperature and the resulting mixture was stirred for 20 minutes. The residue was evaporated under reduced

EP 3 233 827 B1

pressure, dissolved in MeOH and loaded onto a preconditioned SCX cartridge. The SCX was eluted with MeOH and then with a 2M solution of ammonia in methanol. The basic fractions were evaporated under reduced pressure to give the 1-(piperidin-4-yl)isoquinoline, intermediate compound M3 (447 mg, Y=quant.). LC-MS (M-H⁺) = 213.2

5 Step 4

[0146] A mixture of the intermediate compound M3 (447 mg), tert-butyl N-(3-bromopropyl)carbamate (476 mg), potassium iodide (174 mg) and potassium carbonate (580 mg) in DMF (10 mL) was stirred overnight at room temperature. The reaction was partitioned between EtOAc and half-saturated brine. The organic phase was separated, then washed with half-saturated brine and brine, dried over sodium sulfate and evaporated under reduced pressure. The residue was chromatographed on silica gel (SNAP 25) eluting with a gradient of 30-100% A in EtOAc, where A is MeOH/EtOAc (20:80) to give 665 mg of the tert-butyl {3-[4-(isoquinolin-1-yl)piperidin-1-yl]propyl}carbamate, intermediate compound M4 (Y=85%). LC-MS (M-H⁺) = 370.4

15 Step 5

[0147] The intermediate compound M4 (665 mg) was dissolved in DCM (100 ml) and cooled at 0°C. TFA (18 ml) was added and the reaction was stirred at r.t. overnight. The solution was concentrated under vacuum and the residue was loaded on 5g SCX and eluted with MeOH/NH₃ 1M in MeOH. Fractions in MeOH were loaded again on 5g SCX and eluted with MeOH/NH₃ 1M in MeOH. Fractions in NH₃ were combined to obtain the 3-[4-(isoquinolin-1-yl)piperidin-1-yl]propan-1-amine intermediate compound M5 (410 mg), as a light yellow oil (Y=85%). LC-MS (M-H⁺) = 270.4

Step 6

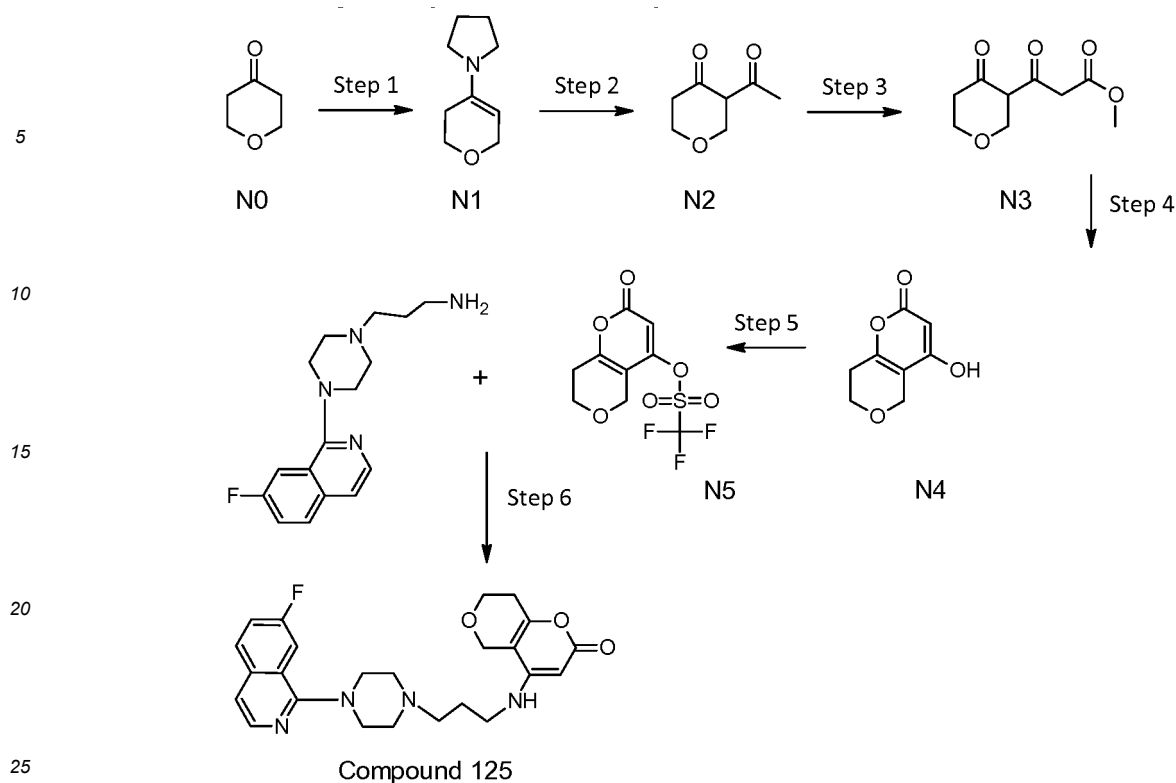
[0148] A solution of the intermediate compound M5 (167 mg), TEA (130 μL) and 4-chloro-2H-chromen-2-one (100 mg) in CH₃CN (5 ml) was stirred at r.t. for 2 hours. The solution was heated to 40°C, stirred for 1.5 hours, then cooled to r.t. and stirred overnight. The day after, the solution was heated to 60°C and stirred for 2 hours, then the reaction was stopped. The reaction solution was concentrated and the residue was dissolved in EtOAc, washed with NaHCO₃ and brine, dried over Na₂SO₄ and concentrated to obtain a crude product (237 mg), as a yellow foam. Such crude product was purified by 25g Si cartridge, eluting with a mixture DCM/MeOH (from 10/0 to 9/1) to obtain the desired product 4-({3-[4-(isoquinolin-1-yl)piperidin-1-yl]propyl}amino)-2H-chromen-2-one 110 mg (Compound 109), as a white foam. LC-MS (M-H⁺) = 414.4

83 mg of the compound 109 were dissolved in DCM, cooled to 0°C and then 1M HCl in Et₂O (0.6 mmol, 600 microL) was added. After 15 minutes, the solution was evaporated with N₂ and triturated with Et₂O to obtain 4-({3-[4-(isoquinolin-1-yl)piperidin-1-yl]propyl}amino)-2H-chromen-2-one hydrochloride salt, as a light yellow solid (123 mg, Y=44%). LC-MS (M-H⁺) = 414.4

1H NMR (500 MHz, CHLOROFORM-d) δ ppm 1.65 (br. s., 2 H), 1.92 - 2.15 (m, 4 H), 2.31 (br. s., 2 H), 2.45 (d, J=12.23 Hz, 2 H), 2.76 (br. s., 2 H), 3.27 - 3.50 (m, 4 H), 3.62 - 3.78 (m, 1 H), 5.22 (s, 1 H), 7.32 (d, J=8.80 Hz, 1 H), 7.46 - 7.56 (m, 2 H), 7.59 (d, J=5.38 Hz, 1 H), 7.63 (t, J=8.30 Hz, 1 H), 7.70 (t, J=7.34 Hz, 1 H), 7.88 (d, J=7.83 Hz, 1 H), 7.91 - 8.01 (m, 1 H), 8.22 (d, J=7.83 Hz, 2 H), 8.54 - 8.72 (m, 2 H).

Preparation of compounds 125, 126 and 127 (not part of the invention)

[0149] Compounds 125, 126 and 127 were prepared as described hereinbelow, following the synthetic pathway N.



Synthetic method used to prepare compound 125

Step 1

30
[0150] Pyrrolidine (22 ml) was added to a solution of tetrahydro-4H-pyran-4-one, intermediate compound N0 (10 g) in toluene (120 ml). The mixture was heated at reflux with a Dean-Stark apparatus (bath temperature 120-130°C). After 1 hour and 30 minutes the reaction was complete, as the formation of the stoichiometric quantity of water was observed. The mixture was then concentrated in vacuum to give a brown oil 1-(3,6-dihydro-2H-pyran-4-yl)pyrrolidine, intermediate compound N1 (17.5 g). The compound was used in the following synthesis without further purification.

Step 2

40
[0151] To a solution of the intermediate compound N1 (9.16 g) in 1,4-dioxane (60 ml) at 0°C, acetic anhydride (12.4 ml) was added and the resulting mixture was allowed to stir at room temperature under nitrogen overnight. Water (15 ml) was added, the resulting mixture was refluxed for 1 hour, then cooled to room temperature and concentrated by vacuum. Water (60 ml) was added and the aqueous phase was extracted twice with EtOAc (60 ml). The combined organics extracts were washed with a 5% w/w HCl aqueous solution (60 ml), dried over Na₂SO₄ and concentrated by vacuum to give 7.6 g of crude material. This crude material was purified by flash chromatography (Biotage KP-Sil 340g SNAP cartridge, gradient cyclohexane/ethyl acetate from 90/10 to 20/80 in 10 CV, fraction size 100 mL) to give the 2-acetyloxan-4-one, intermediate compound N2 as a colorless oil (1.34 g, Y=16%). LC-MS (M-H⁺) = 143.0

Steps 3

50
[0152] The intermediate compound N2 (1.34 g), in THF (47 ml) was cooled to -78 °C and LiHMDS (28.2 ml) was added drop-wise. After stirring for 1 hour at the same temperature, dimethyl carbonate was added. The resulting mixture was allowed to warm up slowly to -10°C and stirred at this temperature. After 5 hours the reaction mixture was quenched at 0 °C with aqueous 1M HCl to pH 6. Ethyl acetate was added and the organic phase was separated. The aqueous phase was extracted again with ethyl acetate. The mixed organic phases were washed with brine, dried over Na₂SO₄, filtered and evaporated in vacuum to obtain 1.7g of crude methyl 3-oxo-3-(4-oxotetrahydro-2H-pyran-3-yl)propanoate, intermediate compound N3, which was used for the next step without further purification. LC-MS (M-H⁺) = 183.1

EP 3 233 827 B1

Step 4

[0153] The intermediate compound N3 (1.7 g) was dissolved in toluene. DBU (1.4 ml) was added and the mixture stirred at reflux. The reaction was cooled to 0°C and quenched with aqueous 1M HCl. Ethyl acetate was added and the organic phase was separated. The aqueous phase was extracted again with ethyl acetate. The mixed organic phases were washed with brine, dried over Na₂SO₄, filtered and evaporated in vacuum to obtain 1.2 g of crude material. The crude material was purified by flash chromatography (Biotage KP-Sil 50g SNAP cartridge, eluent A: dichloromethane, eluent B: dichloromethane/MeOH 9/1, gradient A/B from 70/30 to 0/100 in 10CV, fraction size 9 mL) to give the 4-hydroxy-2,5,7,8-tetrahydropyrano[3,2-c]pyran-2-one, intermediate compound N4 as a yellow foam (553 mg, Y=35%). LC-MS (M-H⁺) = 169.0

Step 5

[0154] A solution of trifluoromethanesulfonic anhydride (0.664 ml) in dichloromethane (5 mL) was added drop-wise to a stirred solution of the intermediate compound N4 (553 mg) and triethylamine (0.915 ml) in dichloromethane (10 mL) at -10°C. The reaction was stirred at -10°C for 1 hour, then allowed to warm to 0°C and diluted with cyclohexane/diethyl ether (3:1, 60 mL). The mixture was filtered over a silica gel plug washing with further cyclohexane/diethyl ether (3:1). The washings containing the desired product were evaporated under reduced pressure to give 425 mg of the 2-oxo-2,5,7,8-tetrahydropyrano[3,2-c]pyran-4-yl trifluoromethanesulfonate, inter-mediate compound N5 as a yellow oil (Y=43%). LC-MS (M+H⁺) = 301.1

Step 6

[0155] A solution of 3-[4-(7-fluoroisoquinolin-1-yl)piperazin-1-yl]propan-1-amine (intermediate compound C4 in the synthesis of compound 67) (164 mg), triethylamine (0.145 ml) and intermediate compound N5 (150 mg) in acetonitrile (4 mL) was stirred at room temperature for 2 hours. DCM was added and the organic phase washed with brine. The solvent was removed in vacuum to obtain 130 mg of crude material. The reaction mixture was concentrated under reduced pressure. The residue was purified by Si-column eluting with ethyl acetate to ethyl acetate/methanol 8:2 and then with DCM to DCM/Methanol 9:1 to obtain 58 mg of the desired product 4-({3-[4-(7-fluoroisoquinolin-1-yl)piperazin-1-yl]propyl}amino)-7,8-dihydro-2H,5H-pyrano[4,3-b]pyran-2-one (compound 125) (Y=25%). LC-MS (M-H⁺) = 439.3
Compound 125 : 1H NMR (400 MHz, DMSO-d₆) δ 10.07 (br. s., 1H), 8.17 (d, J=5.5 Hz, 1H), 8.06 (dd, J=5.8, 9.0 Hz, 1H), 7.84 (dd, J=2.4, 10.4 Hz, 1H), 7.70 (dt, J=2.5, 8.8 Hz, 1H), 7.56 (d, J=5.8 Hz, 1H), 6.75 (t, J=5.4 Hz, 1H), 4.99 (s, 1H), 4.35 (s, 2H), 3.91 - 3.75 (m, 5H), 3.46 - 3.28 (m, 5H), 3.27 - 3.14 (m, 5H), 2.07 - 1.92 (m, 2H)

[0156] This product was dissolved in DCM to 0°C and 2N HCl in diethyl ether (3 eq) was added. After 10 minutes the solvent was evaporated in vacuum and the solid triturated with diethyl ether to afford 20 mg of 4-({3-[4-(7-fluoroisoquinolin-1-yl)piperazin-1-yl]propyl}amino)-7,8-dihydro-2H,5H-pyrano[4,3-b]pyran-2-one hydrochloride salt (Y=7.5%). LC-MS (M-H⁺) = 439.3

Compounds 126 and 127 were prepared in a similar way by replacing the tetrahydro-4H-pyran-4-one (N0) of step 1 with the following compounds, respectively.

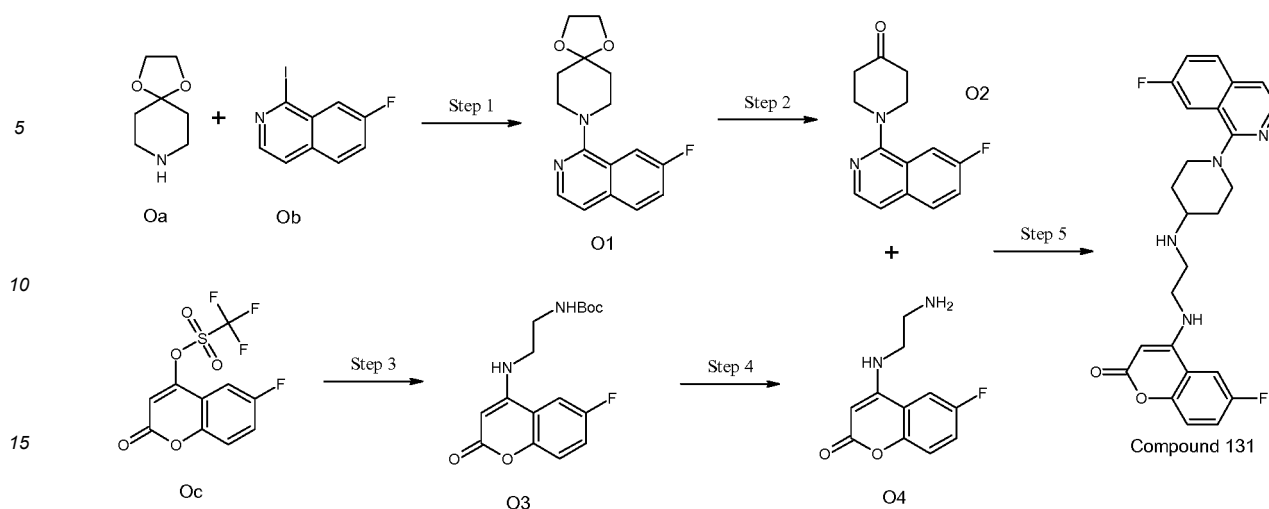
Compound	Intermediate N0	LC-MS
126	Tetrahydro-4H-thiopyran-4-one	LC-MS (M-H ⁺) = 455.3
127	Tetrahydro-4H-thiopyran-4-one 1,1-dioxide	LC-MS (M-H ⁺) = 487.3

Compound 126 : 1H NMR (400 MHz, DMSO-d₆) δ 10.30 (br. s., 1H), 8.16 (d, J=5.8 Hz, 1H), 8.07 (dd, J=5.9, 9.2 Hz, 1H), 7.90 - 7.78 (m, 1H), 7.71 (t, J=8.8 Hz, 1H), 7.56 (d, J=5.5 Hz, 1H), 6.97 - 6.84 (m, 1H), 5.00 (s, 1H), 3.93 (br. s., 1H), 3.81 (d, J=10.0 Hz, 2H), 3.68 - 3.52 (m, 2H), 3.48 - 3.31 (m, 6H), 3.26 (d, J=6.0 Hz, 4H), 2.85 (t, J=5.5 Hz, 2H), 2.74 - 2.61 (m, 2H), 2.12 - 1.90 (m, 2H)

Compound 127 : 1H NMR (400 MHz, DMSO-d₆) δ 10.49 (br. s., 1H), 8.16 (d, J=5.8 Hz, 1H), 8.07 (dd, J=5.6, 8.9 Hz, 1H), 7.85 (dd, J=2.1, 10.2 Hz, 1H), 7.71 (dt, J=2.5, 8.8 Hz, 1H), 7.57 (d, J=5.8 Hz, 1H), 6.92 (t, J=5.4 Hz, 1H), 5.06 (s, 1H), 4.16 (br. s., 1H), 4.07 (s, 2H), 3.82 (d, J=9.3 Hz, 2H), 3.60 (d, J=5.8 Hz, 2H), 3.51 (t, J=6.4 Hz, 2H), 3.46 - 3.32 (m, 4H), 3.24 (q, J=6.4 Hz, 4H), 3.02 (t, J=6.1 Hz, 2H), 2.02 (quin, J=7.0 Hz, 2H)

Preparation of compound 131

[0157] Compound 131 was prepared as described hereinbelow, following the synthetic pathway O.



Step 1

[0158] A mixture of 1,4-dioxaspiro[4.5]decane, intermediate compound Oa (723 mg), 7-fluoro-1-iodoisoquinoline intermediate compound Ob (1.15 g) and potassium carbonate (872 mg) in DMSO (13 mL) was stirred overnight at 110 °C. The mixture was diluted with EtOAc. The organic phase was washed with sodium bicarbonate solution and brine. The organic phase was dried over sodium sulfate, filtered and evaporated under reduced pressure to give 1.3 g of 1-(1,4-dioxaspiro[4.5]dec-8-yl)-7-fluoroisoquinoline, intermediate compound O1 as a yellow oil (Y=92%). LC-MS (M-H⁺) = 289.1

Step 2

[0159] To a solution of 1-(1,4-dioxaspiro[4.5]dec-8-yl)-7-fluoroisoquinoline, intermediate compound O1 (1.1 g) in THF (3 mL) 2N HCl (5 mL) was added at r. t. and left stirring overnight. The red solution obtained was then heated to 60 °C for 8h and overnight at r.t.. The reaction mixture was made basic with a solution of 10% NaOH and extracted with EtOAc. The organic phase was washed with brine, dried over sodium sulphate, filtered and evaporated under reduced pressure. The residue was chromatographed on silica gel eluting CHCl₃ to CHCl₃ / MeOH (99:1) to obtain 1-(7-fluoroisoquinolin-1-yl)piperidin-4-one, intermediate compound O2 (Y=78%). LC-MS (M-H⁺) = 245.1

Step 3

[0160] Tert-butyl 2-[(6-fluoro-2-oxo-2H-chromen-4-yl)amino]ethyl)carbamate, intermediate compound O3, was prepared as described in step 6 of the preparation of compound 51, using tert-butyl (2-aminoethyl)carbamate and 6-fluoro-2-oxo-2H-chromen-4-yl trifluoromethanesulfonate as starting reagents (Y=50%). LC-MS (M-H⁺) = 323.1

Step 4

[0161] 4-[(2-aminoethyl)amino]-6-fluoro-2H-chromen-2-one, intermediate compound O4, was prepared as described in step 4 of the preparation of compound 51, using tert-butyl 2-[(6-fluoro-2-oxo-2H-chromen-4-yl)amino]ethyl) carbamate as reagent (Y=90%). LC-MS (M-H⁺) = 223.1

Step 5

[0162] To a suspension of 4-[(2-aminoethyl)amino]-6-fluoro-2H-chromen-2-one, intermediate compound O4 (300 mg) in CHCl₃ (35 ml), a solution of 1-(7-fluoroisoquinolin-1-yl)piperidin-4-one O2 (213 mg) in CHCl₃ (15 ml) was added at r.t.. Two drops of acetic acid and, after ten minutes, sodium triacetoxyborohydride (210 mg) were added to the mixture. This was left stirring for two days at r.t.. The suspension was diluted with DCM and washed with sodium bicarbonate solution. The phases were separated and the organic phase was washed with brine, dried over sodium sulphate, filtered and evaporated under reduced pressure. The residue was chromatographed on silica gel eluting with CHCl₃ to CHCl₃/MeOH (9:1) to obtain 6-fluoro-4-[(2-[[1-(7-fluoroisoquinolin-1-yl)piperidin-4-yl]amino]ethyl)amino]-2H-chromen-2-one (compound 131) (35 mg, Y=10%). LC-MS (M-H⁺) = 451.19

EP 3 233 827 B1

¹H NMR (300 MHz, DMSO-*d*₆) δ = 8.09 (d, *J* = 5.8 Hz, 1 H), 8.04 - 7.94 (m, 2 H), 7.70 - 7.54 (m, 3 H), 7.48 (ddd, *J* = 3.0, 8.0, 9.0 Hz, 1 H), 7.41 (d, *J* = 5.8 Hz, 1 H), 7.37 (dd, *J* = 4.9, 9.1 Hz, 1 H), 5.27 (s, 1 H), 3.66 (td, *J* = 3.0, 13.1 Hz, 2 H), 3.42 - 3.22 (m, 2 H), 3.03 - 2.83 (m, 4 H), 2.79 - 2.66 (m, 1 H), 2.00 (dd, *J* = 2.4, 12.6 Hz, 2 H), 1.59 (dq, *J* = 3.4, 11.3 Hz, 2 H).

5

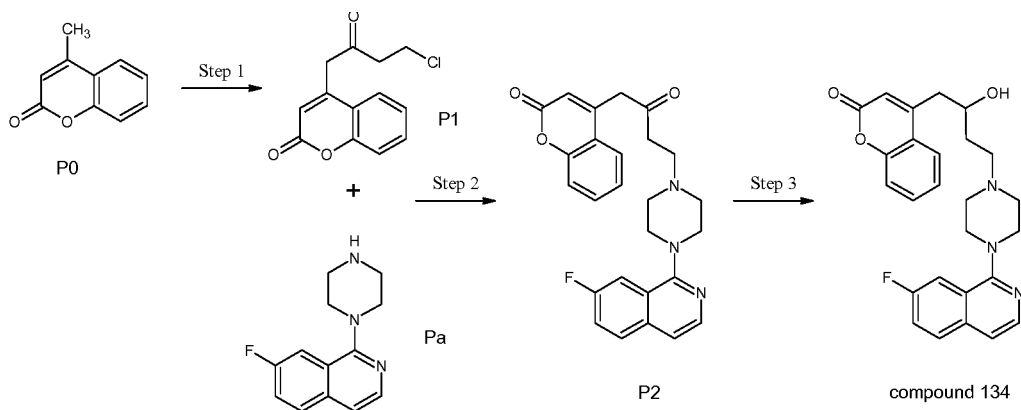
Preparation of compound 134

[0163] Compound 134 was prepared as described hereinbelow, following the synthetic pathway P.

10

15

20



Step 1

25

[0164] 4-methyl-2H-chromen-2-one, intermediate compound P0 (300 mg) was dissolved in dry THF (4 ml) under N₂ and chilled at -30 °C. 1M solution of lithium bis(trimethylsilyl)amide (1.87ml) was added drop-wise and the red solution was stirred 30 min at -30 °C. The temperature was lowered to -78 °C and chloropropionyl chloride (0.35 ml) was added drop-wise. The temperature was allowed to reach r.t. After 2h the reaction was partitioned between EtOAc and NH₄Cl and the organic phase was evaporated by vacuum. The residual crude material was triturated in a pentane / Et₂O mixture to obtain 4-(4-chloro-2-oxobutyl)-2H-chromen-2-one, intermediate compound P1 (200 mg) used for the subsequent reaction without further purification.

30

Step 2

35

[0165] 4-(4-chloro-2-oxobutyl)-2H-chromen-2-one, intermediate compound P1 (200 mg) and 7-fluoro-1-(piperazin-1-yl)isoquinoline, intermediate compound Pa (184mg) were dissolved in dry CH₃CN (10ml). K₂CO₃ (330 mg) was added and the mixture was stirred at 45 °C for 1h. After cooling, the inorganic salts were filtered off and the filtrate was evaporated by vacuum. The crude product was preliminary purified by flash chromatography (eluent cHex:EtOAc:MeOH = 6:3:1) to obtain 4-{4-[4-(7-fluoroisoquinolin-1-yl)piperazin-1-yl]-2-oxobutyl}-2H-chromen-2-one, intermediate compound P2 (135 mg) as a pale yellow powder. LC-MS (M-H⁺) = 446.4

40

Step 3

45

[0166] To a solution of 4-{4-[4-(7-fluoroisoquinolin-1-yl)piperazin-1-yl]-2-oxobutyl}-2H-chromen-2-one, intermediate compound P2 (50 mg) in MeOH (4 ml), NaBH₄ (9 mg) was added and the mixture was stirred at room temperature overnight. The volatiles were evaporated in vacuum and the crude product purified by C-18 reversed phase chromatography using the mixture of H₂O/MeCN + 1% HCOOH as eluent. 4-{4-[4-(7-fluoroisoquinolin-1-yl)piperazin-1-yl]-2-hydroxybutyl}-2H-chromen-2-one (compound 134) (26 mg, Y= 37%) was obtained as formate salt. LC-MS (M-H⁺) = 448.4
¹H-NMR (500 MHz, DMSO-*d*₆) δ ppm 1.67 - 1.81 (m, 2 H), 2.53 - 2.58 (m, 1 H), 2.59 - 2.82 (m, 6 H), 3.09 (dd, *J*=13.45, 3.18 Hz, 1 H), 3.30 (br. s., 4 H), 3.85 - 4.03 (m, 1 H), 6.38 (s, 1 H), 7.34 - 7.43 (m, 2 H), 7.45 (d, *J*=5.87 Hz, 1 H), 7.59 - 7.67 (m, 2 H), 7.68 - 7.73 (m, 1 H), 7.95 (d, *J*=7.83 Hz, 1 H), 8.01 (dd, *J*=8.80, 5.87 Hz, 1 H), 8.12 (d, *J*=5.38 Hz, 1 H), 8.15 (s, 1 H).

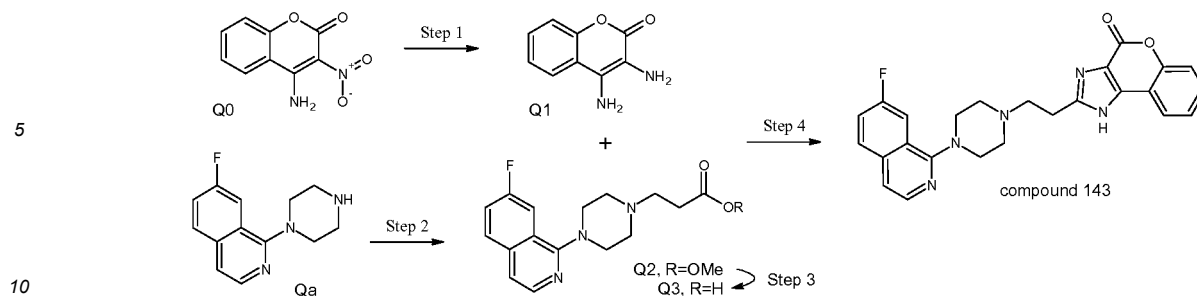
50

55

Preparation of compound 143

[0167] Compound 143 was prepared as described hereinbelow, following the synthetic pathway Q

EP 3 233 827 B1



Step 1

[0168] To a suspension of 4-amino-3-nitro-2H-chromen-2-one, intermediate compound Q0 (100 mg) in isopropyl alcohol (6 ml), zinc powder (1.2 g) and 3M HCl aqueous solution (6.4 ml) were added. The mixture was stirred 40 min. at r.t. and then it was poured into Na₂CO₃ saturated aqueous solution. The product was extracted twice with Et₂O, dried on dry Na₂SO₄, filtered and evaporated to recover 55 mg of pure 3,4-diamino-2H-chromen-2-one, intermediate compound Q1, used without further purification for the subsequent step. LC-MS (M-H⁺) = 177.1

Step 2

[0169] 7-fluoro-1-(piperazin-1-yl)isoquinoline, intermediate compound Qa (400 mg) was dissolved in MeOH dry (20 ml), N,N-diisopropylethylamine (0.82 ml) was added followed by methyl acrylate (0.356 ml). The mixture was stirred at 60-70 °C for 1h. Solvents were evaporated under reduced pressure and product was isolated by column chromatography (gradient of 20 to 80% ethyl acetate in cyclohexane), to obtain methyl 3-[4-(7-fluoroisoquinolin-1-yl)piperazin-1-yl]propanoate, intermediate compound Q2 (410 mg, Y=75%). LC-MS (M-H⁺) = 318.3

Step 3

[0170] A solution of methyl 3-[4-(7-fluoroisoquinolin-1-yl)piperazin-1-yl]propanoate, intermediate compound Q2 (300 mg) was dissolved in THF/water (1:1) and LiOH (68 mg) was added, The mixture was stirred at r.t. for 2 hours. The reaction mixture was concentrated under reduced pressure, the residue obtained purified by SCX cartridge (eluting the desired product with solution 3M of TEA in MeOH), to obtain 3-[4-(7-fluoroisoquinolin-1-yl)piperazin-1-yl]propanoic acid, intermediate compound Q3 as triethylamine salt (330 mg, Y=65%). LC-MS (M-H⁺) = 304.2

Step 4

[0171] 3,4-diamino-2H-chromen-2-one, intermediate compound Q1 (50 mg) and 3-[4-(7-fluoroisoquinolin-1-yl)piperazin-1-yl]propanoic acid, intermediate compound Q3 as triethylamine salt (50 mg) were suspended in polyphosphoric acid (1.5 ml) and the mixture was heated at 140 °C for 4h. The reaction mixture was poured into saturated Na₂CO₃ aqueous solution and the product extracted twice with EtOAc. The organic phase was purified by flash chromatography using a mixture of cHex/EtOAc/MeOH (6:3:1) as eluent. 30 mg of recovered compound was dissolved in DCM (1ml) and treated with an excess of 1M HCl in Et₂O (1 ml). The cloudy mixture was concentrated and dried in oven (50°C) for 1h to obtain 2-[2-[4-(7-fluoroisoquinolin-1-yl)piperazin-1-yl]ethyl]chromeno[3,4-d]imidazol-4(1H)-one (compound 143) as hydrochloride salt. LC-MS (M-H⁺) = 444.4

¹H NMR (500 MHz, METHANOL-d₄) δ ppm 3.63 (t, J=6.85 Hz, 2 H), 3.92 (br. s., 4 H), 3.93 - 3.98 (m, 2 H), 4.20 (br. s., 4 H), 7.45 (t, J=7.34 Hz, 1 H), 7.50 (d, J=7.83 Hz, 1 H), 7.56 - 7.63 (m, 1 H), 7.82 (d, J=6.36 Hz, 1 H), 7.89 - 7.95 (m, 1 H), 7.97 - 8.03 (m, 2 H), 8.08 (d, J=9.29 Hz, 1 H), 8.23 (dd, J=9.29, 5.38 Hz, 1 H).

Preparation of compound 144

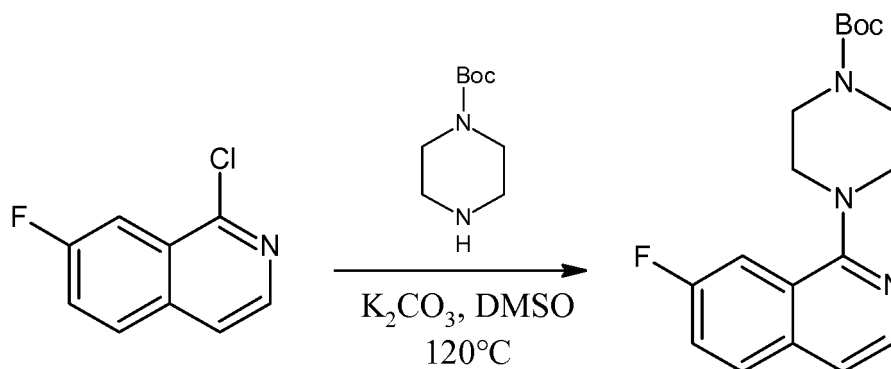
[0172] Compound 144 was prepared as described herein below.

Step 1 - Synthesis of *tert*-butyl 4-(7-fluoroisoquinolin-1-yl)piperazine-1-carboxylate:

[0173]

5

10



15 **[0174]** Potassium carbonate (2.9 g, 21 mmol) was added to a stirred solution of 1-chloro-7-fluoroisoquinoline (2.6, 14 mmol) and *tert*-butyl piperazine-1-carboxylate (5.2 g, 28 mmol) in DMSO (20 mL) at room temperature. The resulting mixture was heated to $120^\circ C$ overnight. UPLC check showed the reaction was complete. The mixture was then allowed to cool to room temperature and was partitioned between EtOAc (300 mL) and water (300 mL). The organic phase was separated, washed with 1M citric acid solution (100 mL) and brine (70 mL) and dried over sodium sulphate. The solvents were evaporated under reduced pressure and the resulting residue was purified by flash chromatography on silica gel (SNAP 100, from Cy to Cy/Ethyl acetate 8:2) to obtain *tert*-butyl 4-(7-fluoroisoquinolin-1-yl)piperazine-1-carboxylate (4.3 g, 13 mmol, 93% yield). LC-MS ($M-H^+$) = 332.3

20

Step 2 - Synthesis of 7-fluoro-1-(piperazin-1-yl)isoquinoline:

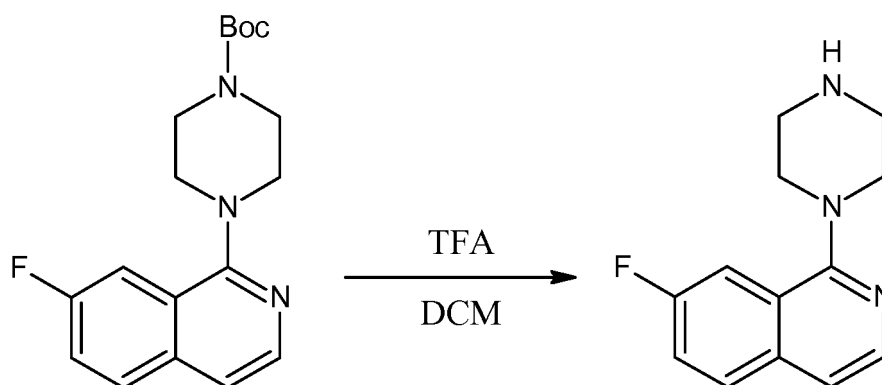
25

[0175]

30

35

40



45

[0176] TFA (10 mL) was added to a solution of *tert*-butyl 4-(7-fluoroisoquinolin-1-yl)piperazine-1-carboxylate (4.3 g, 13 mmol) in dichloromethane (30 mL) and the resulting mixture was stirred overnight at room temperature. UPLC check showed the reaction was complete. The volatiles were evaporated under reduced pressure, the residue was dissolved in dichloromethane (20 mL) and evaporated under reduced pressure twice. The resulting residue was dissolved in MeOH and loaded onto a preconditioned SCX cartridge (50g). The SCX was eluted with MeOH and then a 2M solution of ammonia in methanol. Finally, the basic fraction was evaporated under reduced pressure to give 3.1 g (Y = quant.) of 7-fluoro-1-(piperazin-1-yl)isoquinoline as a yellow sticky gum. LC-MS ($M-H^+$) = 232.2

50

Step 3 - Synthesis of 4-(4-chloro-2-oxobutyl)-2H-1-benzopyran-2-one:

[0177]

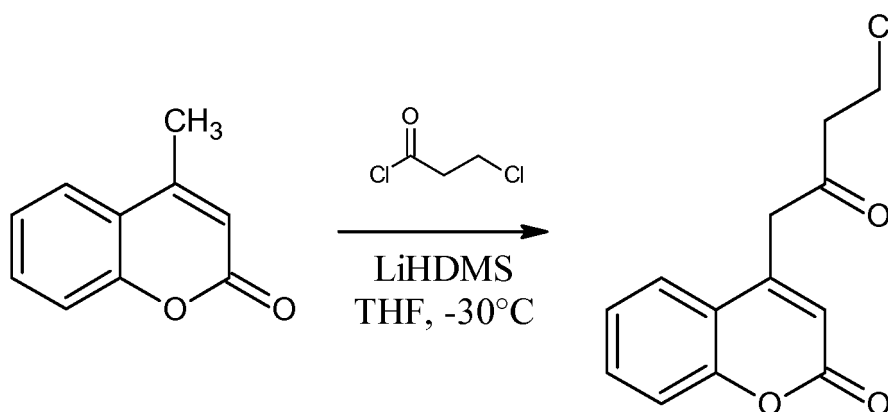
55

5

10

15

20



[0178] 4-methyl-2H-1-benzopyran-2-one (200mg, 1.25 mmol) was dissolved in dry THF (4 mL) under N₂ and chilled at -30°C. LiHDMS (1M solution in THF, 1.25 mL, 1.25mmol) was added dropwise and the red solution was stirred 30 min at -30°C. The temperature was then lowered to -78°C and chloropropionyl chloride (0.24mL, 2.5 mmol) was added dropwise. The reaction mixture was allowed to reach room temperature then was partitioned between EtOAc and NH₄Cl. The organic phase was evaporated in vacuum and the residual crude material was treated with a pentane/Et₂O mixture to give 270 mg (1.1 mmol, 88% yield) of 4-(4-chloro-2-oxobutyl)-2H-1-benzopyran-2-one. LC-MS (M-H⁺) = 251.2

Step 4 - Synthesis of 4-{4-[4-(7-fluoroisoquinolin-1-yl)piperazin-1-yl]-2-oxobutyl}-2H-1-benzopyran-2-one:

25

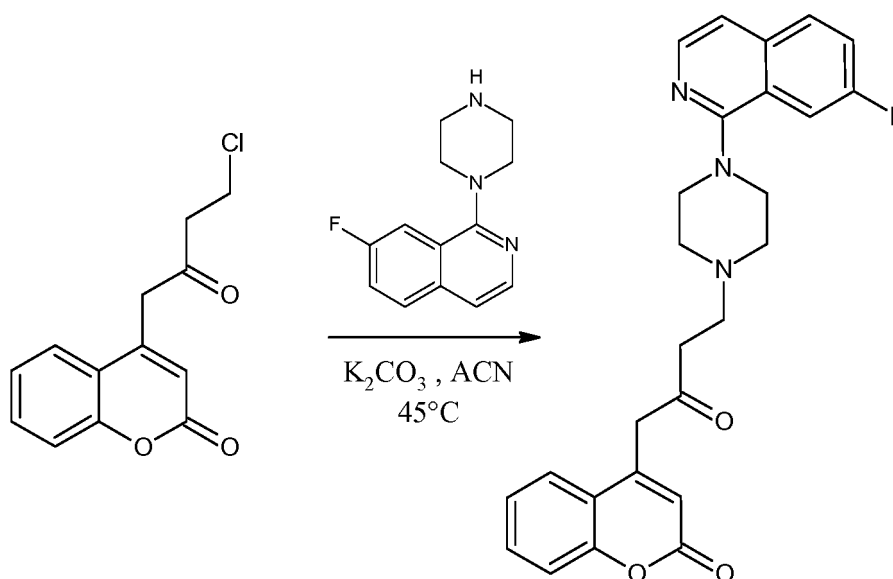
[0179]

30

35

40

45

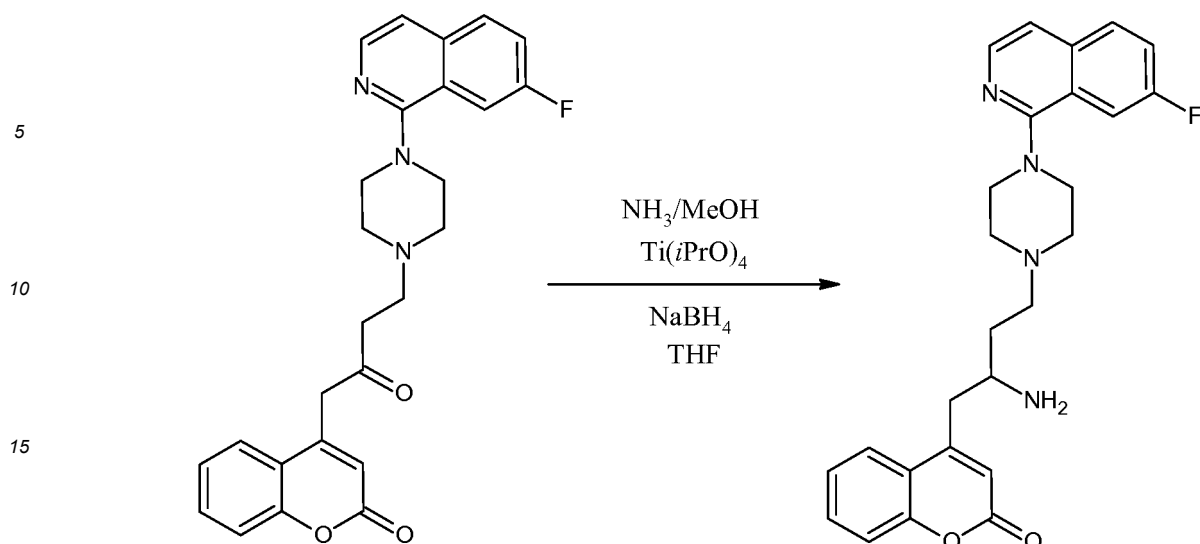


[0180] 4-(4-chloro-2-oxobutyl)-2H-1-benzopyran-2-one (270mg, 1.1 mmol) and 7-fluoro-1-(piperazin-1-yl)isoquinoline (244 mg, 1.1 mmol) were dissolved in dry MeCN (10 mL). K₂CO₃ (434 mg, 2.4 mmol) was added and the mixture was stirred at 45°C for 1h. After cooling, the inorganic salts were filtered off and the filtrate was evaporated in vacuum. The crude was purified by FC (Cy:EtOAc:MeOH 6:3:1) to recover 188 mg (0.42 mmol, 38% yield) of 4-{4-[4-(7-fluoroisoquinolin-1-yl)piperazin-1-yl]-2-oxobutyl}-2H-1-benzopyran-2-one as a pale yellow powder (Y=39%). LC-MS (M-H⁺) = 446.4

Step 5 - Synthesis of 4-{4-[4-(7-fluoroisoquinolin-1-yl)piperazin-1-yl]-2-hydroxybutyl}-2H-1-benzopyran-2-one (compound 144):

55

[0181]



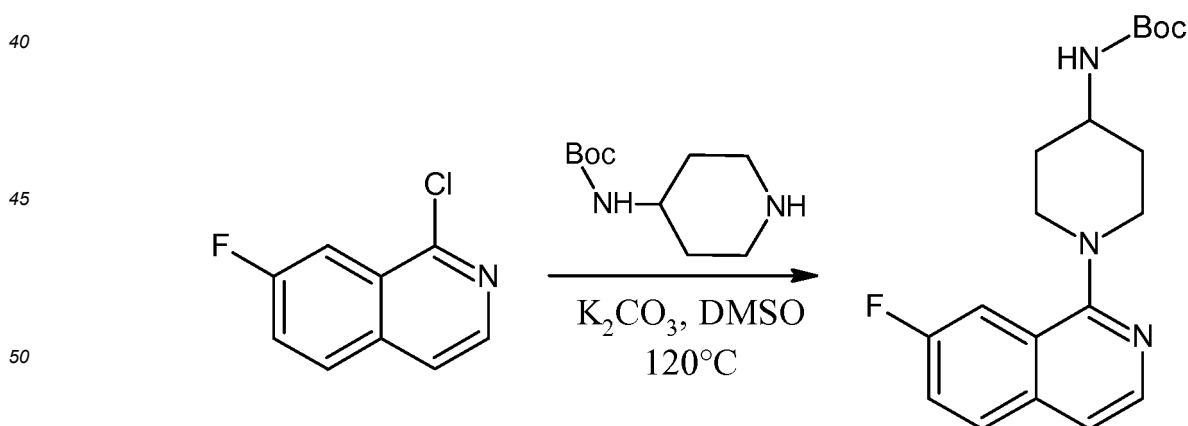
[0182] 4-{4-[4-(7-fluoroisoquinolin-1-yl)piperazin-1-yl]-2-oxobutyl}-2H-1-benzopyran-2-one (80mg, 0.18 mmol) was dissolved in dry THF (0.5 mL). 2M NH₃ in MeOH (0.9 mL, 1.8 mmol) was added followed by Ti(iPrO)₄ (212 μL, 0.72 mmol). The reaction mixture was heated at 50°C in a closed vial for 3 hours and then was left to reach room temperature overnight. The volatiles were evaporated in vacuum, the residue was dissolved in THF/MeOH and cooled in an ice bath. NaBH₄ (127 mg) was added quickly. After 10 minutes the reaction was quenched with 4M HCl in dioxane to reach pH 4, the solvent was evaporated in vacuum and the crude material was purified by preparative HPLC under basic conditions to obtain 25 mg (Y=31%) of 4-{4-[4-(7-fluoroisoquinolin-1-yl)piperazin-1-yl]-2-aminoethyl}-2H-1-benzopyran-2-one. LC-MS (M-H⁺) = 447.2. ¹H NMR (400 MHz, DMSO-d₆) δ ppm 1.67 - 1.88 (m, 2 H) 2.50 (dt, J=3.70, 1.79 Hz, 7 H) 3.09 - 3.95 (m, 6 H) 6.44 (s, 1 H) 7.35 - 7.44 (m, 2 H) 7.46 (d, J=5.77 Hz, 1 H) 7.61 - 7.76 (m, 3 H) 7.97 - 8.04 (m, 2 H) 8.13 (d, J=5.77 Hz, 1 H).

Preparation of compound 145

[0183] Compound 145 was prepared as described herein below.

35 Step 1 - Synthesis of *tert*-butyl [1-(7-fluoroisoquinolin-1-yl)piperidin-4-yl]carbamate:

[0184]



55 [0185] Intermediate *tert*-butyl [1-(7-fluoroisoquinolin-1-yl)piperidin-4-yl]carbamate was prepared according to the procedure described for the synthesis of *tert*-butyl 4-(7-fluoroisoquinolin-1-yl)piperazine-1-carboxylate (see compound 144) using *tert*-butyl piperidin-4-ylcarbamate. Y = 71%. LC-MS (M-H⁺) = 346.5

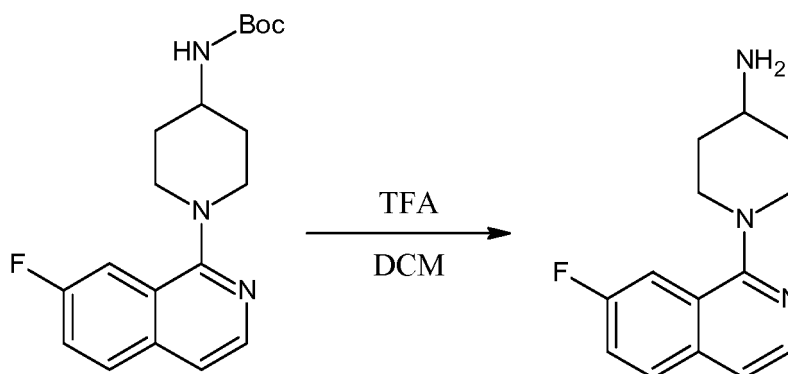
Step 2 - Synthesis of 1-(7-fluoroisoquinolin-1-yl)piperidin-4-amine:

[0186]

5

10

15



20

[0187] Intermediate 1-(7-fluoroisoquinolin-1-yl)piperidin-4-amine was prepared according to the procedure described for the synthesis of 7-fluoro-1-(piperazin-1-yl)isoquinoline (see compound 144) using *tert*-butyl [1-(7-fluoroisoquinolin-1-yl)piperidin-4-yl]carbamate. Y = quant. LC-MS (M-H⁺) = 246.3

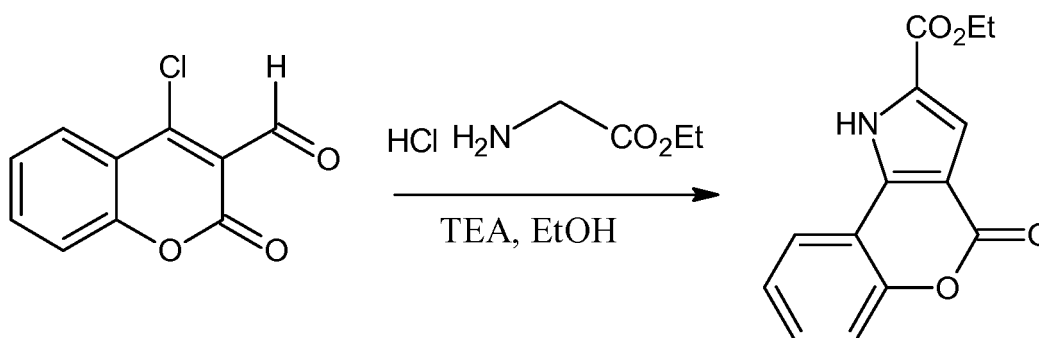
Step 3 - Synthesis of ethyl 4-oxo-1,4-dihydro[1]benzopyrano[4,3-b]pyrrole-2-carboxylate:

[0188]

25

30

35



40

[0189] 4-chloro-3-formylcoumarin (0.5 g, 2.4 mmol) and ethyl glycinate hydrochloride (353 mg, 2.5 mmol) were suspended in absolute ethanol. The mixture was cooled to 0°C then TEA (1.1 mL, 7.2 mmol) was added. The mixture was stirred 2 h at 0°C and then heated at 80°C for 12 h. The crude mixture was charged on a C-18 cartridge and eluted with H₂O/MeCN (+ 0.1% HCOOH) from 100/0 to 0/100 to recover 400 mg of ethyl 4-oxo-1,4-dihydro[1]benzopyrano[4,3-b]pyrrole-2-carboxylate (400 mg, 1.5 mmol, 64% yield). LC-MS (M-H⁺) = 258.2

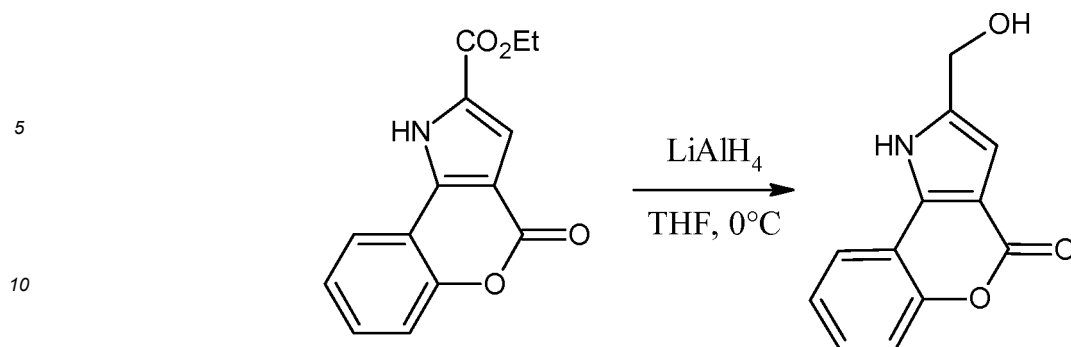
Step 4 - Synthesis of 2-(hydroxymethyl)[1]benzopyrano[4,3-b]pyrrol-4(1H)-one:

45

[0190]

50

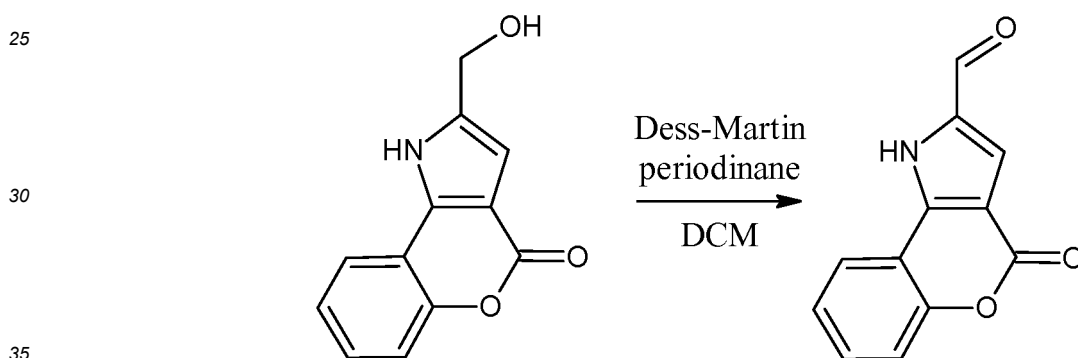
55



15 **[0191]** Ethyl 4-oxo-1,4-dihydro[1]benzopyrano[4,3-b]pyrrole-2-carboxylate (170 mg, 0.66 mmol) was dissolved in dry THF (6 mL). 1M LiAlH₄ in THF (1.33 mL, 1.33 mmol) was added dropwise at 0°C. The solution was stirred 4 h at 0°C then was quenched by adding Na₂SO₄·10H₂O. The inorganic salts were filtered off and the solvents were evaporated. The crude residue was purified by flash chromatography (Cy:EtOAc:MeOH 6:3:1) to obtain 2-(hydroxymethyl)[1]benzopyrano[4,3-b]pyrrol-4(1H)-one (80 mg, 0.37 mmol, 56% yield). LC-MS (M-H⁺) = 216.2

20 Step 5 - Synthesis of 4-oxo-1,4-dihydro[1]benzopyrano[4,3-b]pyrrole-2-carbaldehyde:

[0192]



40 **[0193]** 2-(hydroxymethyl)[1]benzopyrano[4,3-b]pyrrol-4(1H)-one (80mg, 0.37 mmol) was suspended in dry DCM (15 mL) and treated with Dess-Martin Periodinane (100mg, 0.44 mmol). The reaction mixture was stirred 45 min at room temperature then the suspension was partitioned between DCM and an aq. solution of sat. NaHCO₃/10% Na₂S₂O₃ 1:1. The organic phase was dried over Na₂SO₄, filtered and evaporated to recover 40 mg (0.19 mmol, Y=51%) of 4-oxo-1,4-dihydro[1]benzopyrano[4,3-b]pyrrole-2-carbaldehyde, that was progressed in the next step without any purification. LC-MS (M-H⁺) = 214.2

45 Step 6 - Synthesis of 2-({[1-(7-fluoroisoquinolin-1-yl)piperidin-4-yl]amino}methyl)[1]benzopyrano[4,3-b]pyrrol-4(1H)-one (formate salt, compound 145):

[0194]

50

55

5

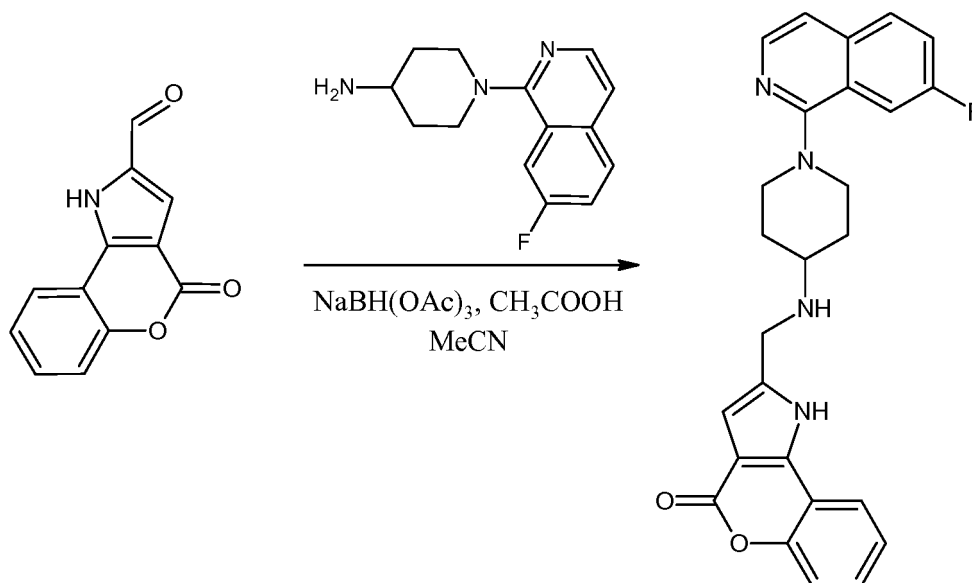
10

15

20

25

30



[0195] To a suspension of 4-oxo-1,4-dihydro[1]benzopyrano[4,3-b]pyrrole-2-carbaldehyde (40mg, 0.19 mmol) in dry MeCN (40 mL), 1-(7-fluoroisoquinolin-1-yl)piperidin-4-amine (60 mg, 0.24 mmol) was added followed by 3 drops of acetic acid. The cloudy mixture was stirred 1 h at room temperature then NaBH(OAc)₃ (100 mg, 0.47 mmol) was added in one portion. The heterogeneous mixture was stirred overnight then the volatiles were evaporated in vacuum. The residue was charged on a C-18 reversed phase column and eluted with H₂O/MeOH + 1% HCOOH (from 95/5 to 70/30) to give 32 mg (0.066 mmol, 34% yield) of 2-((1-(7-fluoroisoquinolin-1-yl)piperidin-4-yl)amino)methyl[1]benzopyrano[4,3-b]pyrrol-4(1H)-one as formate salt. LC-MS (M-H⁺) = 443.4.

¹H NMR (500 MHz, METHANOL-d₄) δ ppm 1.99 (qd, J=12.06, 3.42 Hz, 2 H), 2.31 (d, J=10.76 Hz, 2 H), 3.06 (t, J=12.23 Hz, 2 H), 3.31 - 3.35 (m, 2 H), 3.84 (d, J=13.21 Hz, 2 H), 4.37 (s, 2 H), 6.93 (s, 1 H), 7.37 - 7.46 (m, 3 H), 7.48 - 7.58 (m, 2 H), 7.76 (dd, J=10.03, 2.20 Hz, 1 H), 7.91 - 7.99 (m, 2 H), 8.07 (d, J=5.87 Hz, 1 H).

Preparation of compound 146

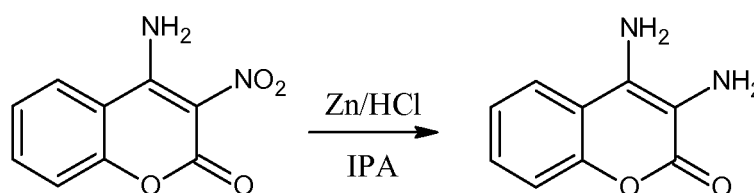
[0196] Compound 146 was prepared as described herein below.

Step 1 - Synthesis of 3,4-diamino-2H-1-benzopyran-2-one:

[0197]

40

45



[0198] 4-amino-3-nitro-2H-1-benzopyran-2-one (500mg, 2.4mmol) was suspended in IPA (30 mL). Zinc powder (6g, 92 mmol) was added followed by 3M HCl solution (32ml, 96 mmol). The mixture was stirred at room temperature for 40 min then was poured into sat. Na₂CO₃. The product was extracted twice with Et₂O, the organic phases were dried over Na₂SO₄, filtered and concentrated to dryness to give 330mg of 3,4-diamino-2H-1-benzopyran-2-one (330 mg, 78% yield), which was used without further purification. LC-MS (M-H⁺) = 177.2

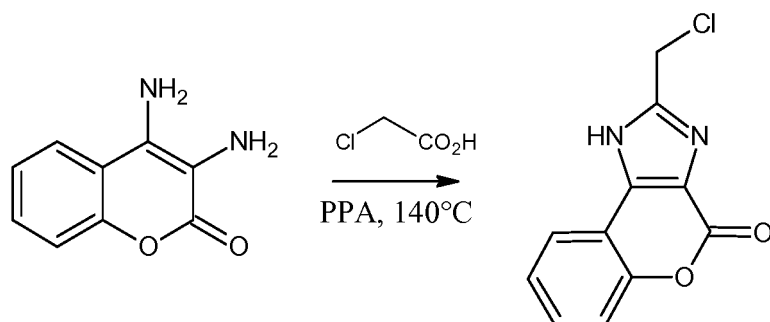
Step 2 - Synthesis of 2-(chloromethyl)[1]benzopyrano[3,4-d]imidazol-4(1H)-one:

55

[0199]

5

10



15

[0200] To a suspension of 3,4-diamino-2H-1-benzopyran-2-one (120 mg, 0.68 mmol) in polyphosphoric acid (2.5 mL) chloroacetic acid (96 mg, 1 mmol) was added. The suspension was heated at 140°C for 45 min then was cooled and the crude was partitioned between H₂O and Et₂O. The organic phase was dried over Na₂SO₄, filtered and concentrated to give 90 mg (0.38 mmol, 56% yield) of 2-(chloromethyl)[1]benzopyrano[3,4-d]imidazol-4(1H)-one. LC-MS (M-H⁺) = 235.1

20

Step 3 - Synthesis of 2-({[1-(7-fluoroisoquinolin-1-yl)piperidin-4-yl]amino}methyl)[1]benzopyrano[3,4-d]imidazol-4(1H)-one (compound 146):

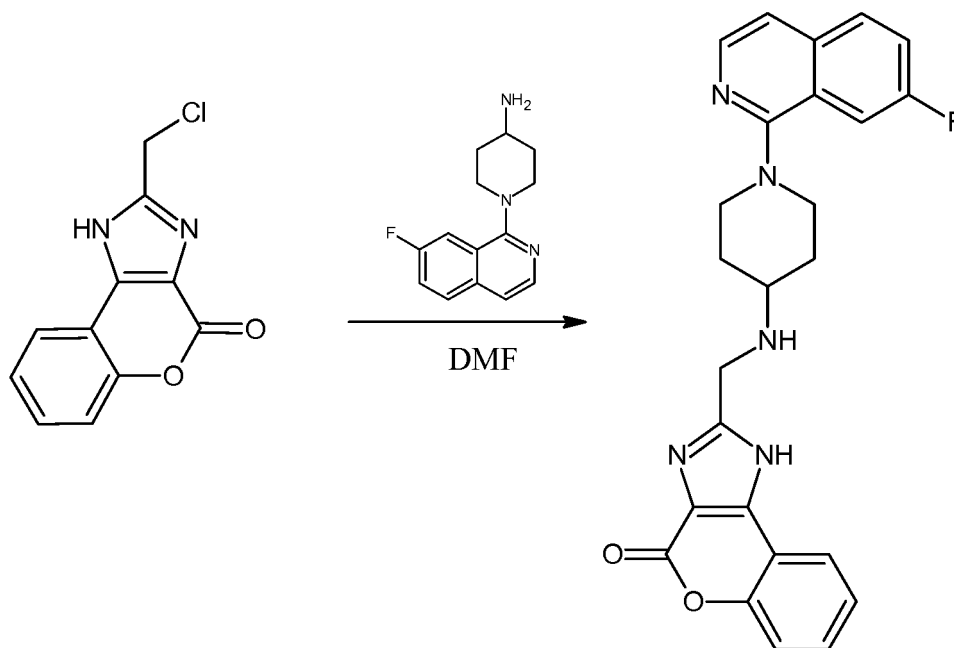
25

[0201]

30

35

40



45

[0202] 1-(7-fluoroisoquinolin-1-yl)piperidin-4-amine (370 mg, 1.5 mmol, see compound 145) was dissolved in dry DMF (2 mL) and cooled in an ice bath. Solid 2-(chloromethyl)[1]benzopyrano[3,4-d]imidazol-4(1H)-one (90 mg, 0.38 mmol) was added portion wise and the mixture was stirred for 10 min. The crude reaction was charged directly on a C-18 reverse phase chromatography and eluted with H₂O/MeCN + 1% HCOOH (from 100/0 to 85/15) to recover 38 mg (0.09 mmol, 23% yield) of 2-({[1-(7-fluoroisoquinolin-1-yl)piperidin-4-yl]amino}methyl)[1]benzopyrano[3,4-d]imidazol-4(1H)-one. LC-MS (M-H⁺) = 444.4.

50

¹H NMR (500 MHz, METHANOL-d₄) δ ppm 1.84 - 1.97 (m, 2 H), 2.25 (d, J=11.74 Hz, 2 H), 3.03 (t, J=11.74 Hz, 2 H), 3.11 - 3.21 (m, 1 H), 3.80 (d, J=12.72 Hz, 2 H), 4.34 (s, 2 H), 7.40 (d, J=5.87 Hz, 1 H), 7.43 (t, J=7.58 Hz, 1 H), 7.48 (d, J=7.83 Hz, 1 H), 7.50 - 7.60 (m, 2 H), 7.75 (dd, J=10.03, 2.20 Hz, 1 H), 7.92 (dd, J=9.05, 5.62 Hz, 1 H), 8.03 (dd, J=7.83, 1.47 Hz, 1 H), 8.05 (d, J=5.87 Hz, 1 H), 8.24 - 8.29 (m, 1 H).

55

Preparation of compound 147

[0203] Compound 147 was prepared as described herein below.

EP 3 233 827 B1

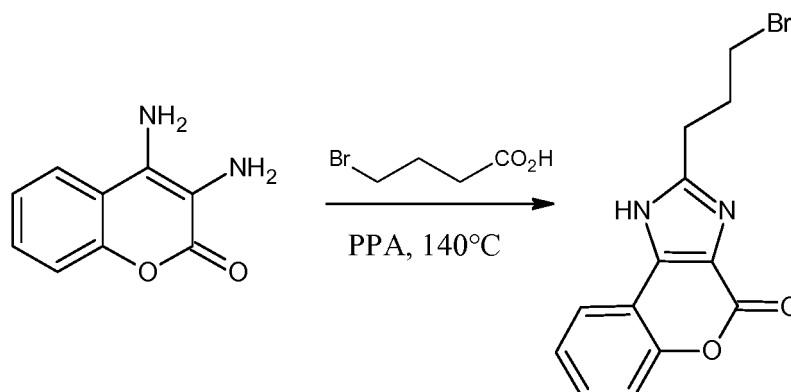
Step 1 - Synthesis of 2-(3-bromopropyl)[1]benzopyrano[3,4-d]imidazol-4(1H)-one:

[0204]

5

10

15



20

[0205] Intermediate 2-(3-bromopropyl)[1]benzopyrano[3,4-d]imidazol-4(1H)-one was prepared according to the procedure described for the synthesis of 2-(chloromethyl)[1]benzopyrano[3,4-d]imidazol-4(1H)-one (see compound 146) using 4-bromobutanoic acid. LC-MS ($M-H^+$) = 307.1

25

Step 2 - Synthesis of 2-{3-[4-(7-fluoroisoquinolin-1-yl)piperazin-1-yl]propyl}[1]benzopyrano[3,4-d]imidazol-4(1H)-one (formate salt, compound 147):

[0206]

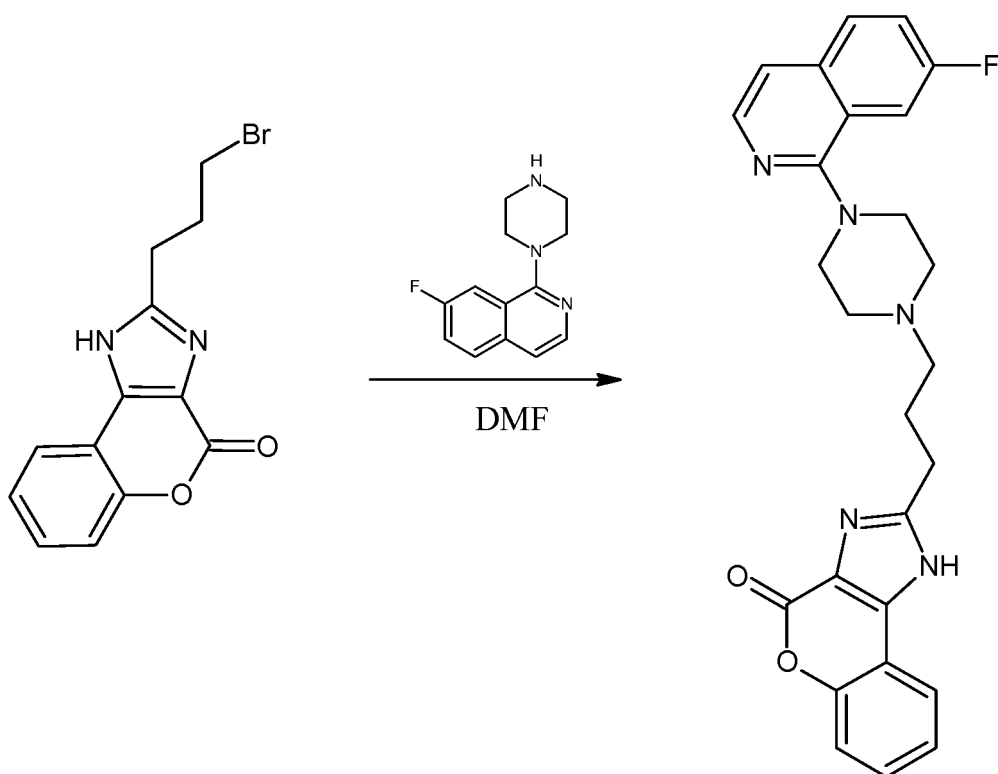
30

35

40

45

50



55

[0207] To a suspension of 2-(3-bromopropyl)[1]benzopyrano[3,4-d]imidazol-4(1H)-one (160 mg, 0.7 mmol) in dry DMF (2 mL) solid 7-fluoro-1-(piperazin-1-yl)isoquinoline (70 mg, 0.30 mmol, see compound 144) was added portion wise. The mixture was stirred for 2 h then 1M HCl 1 (8 mL) was added. The aqueous phase was washed with DCM twice then was charged on a C-18 reversed phase chromatography and eluted with $H_2O/MeCN + 1\% HCOOH$ (from 100/0 to 75/25) to give 39 mg (0.09 mmol, 30% yield) of 2-{3-[4-(7-fluoroisoquinolin-1-yl)piperazin-1-yl]propyl}[1]benzopyrano[3,4-d]im-

idazol-4(1H)-one as formate salt. LC-MS ($M-H^+$) = 458.4.

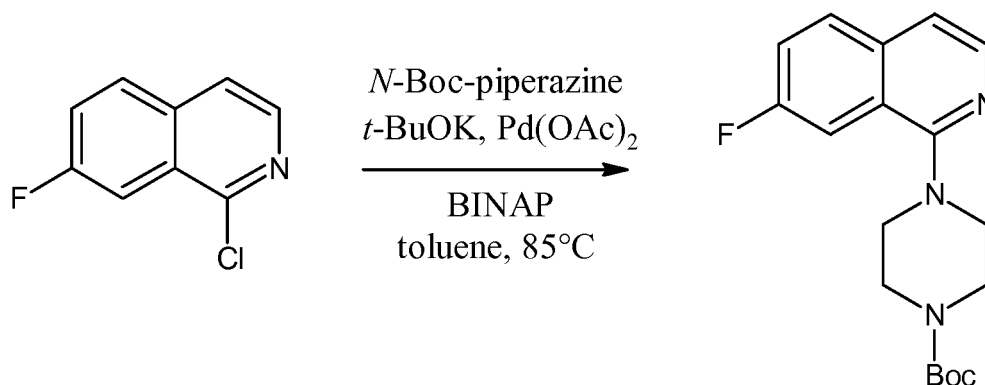
1H NMR (500 MHz, METHANOL- d_4) δ ppm 2.29 (quin, $J=7.09$ Hz, 2 H), 3.02 - 3.17 (m, 4 H), 3.28 (s, 4 H), 3.61 (br. s., 4 H), 7.36 - 7.50 (m, 3 H), 7.51 - 7.62 (m, 2 H), 7.79 (dd, $J=9.78, 2.45$ Hz, 1 H), 7.88 - 8.01 (m, 2 H), 8.11 (d, $J=5.38$ Hz, 1 H).

5 Preparation of compound 148

[0208] Compound 148 was prepared as described herein below.

Step 1 - Synthesis of *tert*-butyl 4-(7-fluoroisoquinolin-1-yl)piperazine-1-carboxylate:

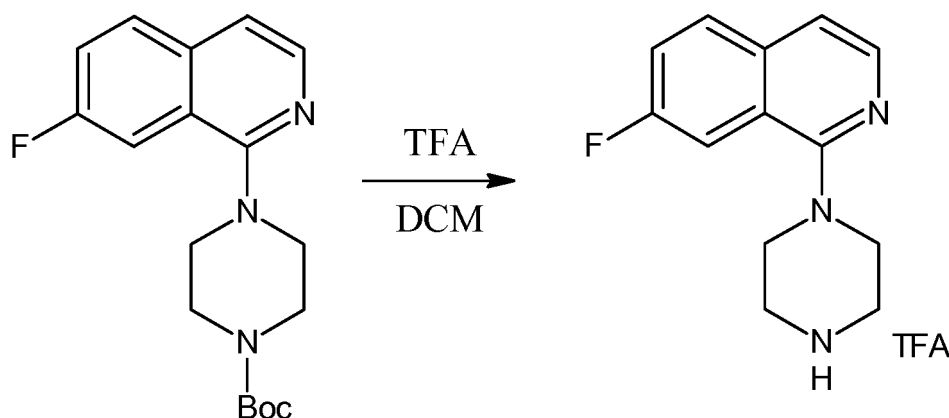
[0209]



[0210] A solution of 1-chloro-7-fluoroisoquinoline (0.5 g, 2.76 mmol) and *N*-Boc-piperazine (1.54 g, 8.3 mmol) in toluene was degassed for 10 min. Then potassium *tert*-Butoxide (626 mg, 5.6 mmol), BINAP (174 mg, 0.28 mmol) and palladium acetate (61 mg 0.28 mmol) were added at room temperature. The mixture was stirred at 85°C for 4 h monitoring the reaction by LCMS. The reaction mixture was cooled to room temperature, diluted with EtOAc, washed with water and brine and dried over sodium sulfate. The solvent was concentrated under reduced pressure and the resulting crude was purified on silica gel (60-120 mesh) column chromatography (0-20% ethyl acetate in hexane) to obtain *tert*-butyl 4-(7-fluoroisoquinolin-1-yl)piperazine-1-carboxylate (310 mg, 34%) as a pale yellow color solid. LS-MS m/z : 331.2 ($M+1$). 1H NMR (DMSO d_6): δ ppm 1.44 (s, 9H), 3.21-3.24 (m, 4H), 3.60 (m, 4H), 7.48-7.49 (m, 1H), 7.64-7.69 (m, 1H), 7.75-7.78 (m, 1H), 7.97-8.04 (m, 1H), 8.13-8.14 (m, 1H).

Step 2 - Synthesis of 7-fluoro-1-(piperazine-1-yl)isoquinoline trifluoroacetate:

[0211]



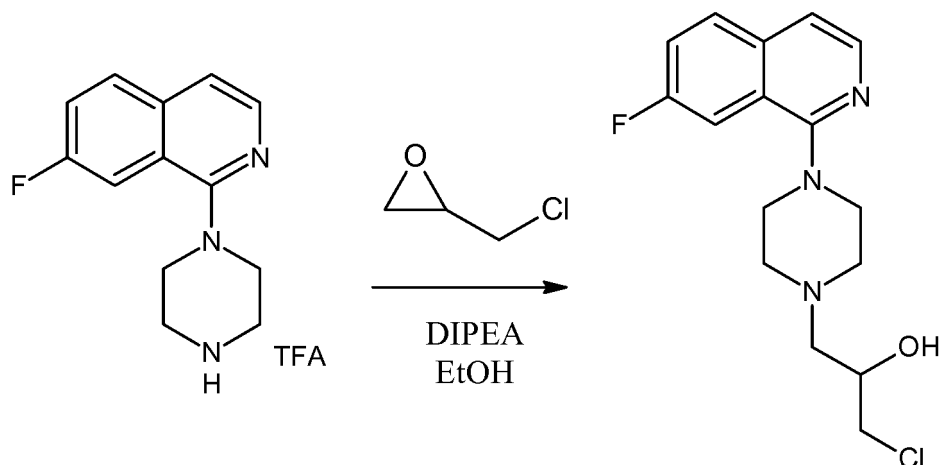
[0212] To a solution of *tert*-butyl 4-(7-fluoroisoquinolin-1-yl)piperazine-1-carboxylate (300 mg, 0.9 mmol) in DCM (5 mL) TFA (5 mL) was added slowly at room temperature. The reaction mixture was stirred for 4 h then was concentrated under reduced pressure and the resulting crude (brown liquid) was used as such in the next step (310 mg, quant.). LS-

EP 3 233 827 B1

MS m/z: 231.2 (M+1). ¹HNMR (DMSO d6): δ ppm 3.38 (m, 4H), 3.46-3.47 (m, 4H), 7.52 (d, J = 5.7 Hz, 1H), 7.67-7.72 (m, 1H), 7.83 (d, J = 9.9 Hz, 1H), 8.03-8.07 (m, 1H), 8.15 (d, J = 5.7 Hz, 1H), 8.83 (br. s, 1H).

Step 3 - Synthesis of 1-chloro-3-[4-(7-fluoroisoquinolin-1-yl)piperazin-1-yl]propan-2-ol:

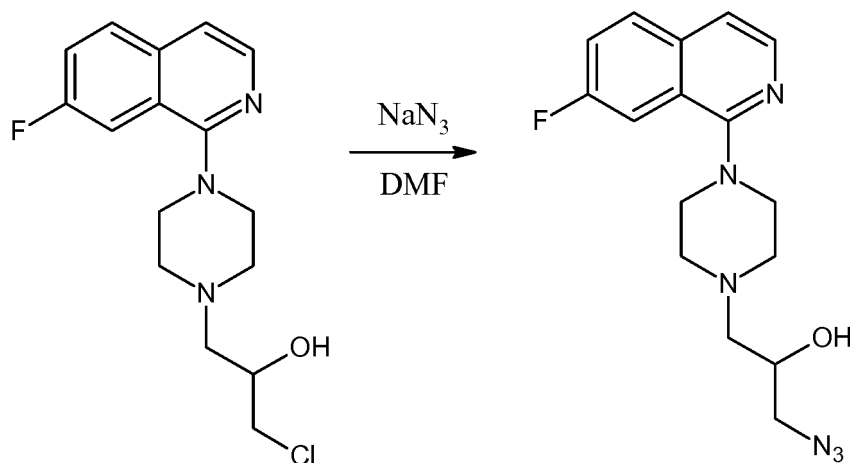
[0213]



[0214] A solution of 7-fluoro-1-(piperazine-1-yl)isoquinoline trifluoroacetate (200 mg, 0.87 mmol), DIPEA (398 mg, 43 mmol) and epichlorohydrine (398 mg, 4.8 mmol) in ethanol (5 mL) was stirred for 5 h at room temperature. The reaction was monitored by LCMS. After completion of the reaction the mixture was concentrated under reduced pressure. The resulting crude was dissolved in EtOAc (50 mL) and washed with water and brine. The organic layer was dried and concentrated to obtain 1-chloro-3-[4-(7-fluoroisoquinolin-1-yl)piperazin-1-yl]propan-2-ol (220 mg, 79%) as a gummy liquid which was used in the next step without further purification. LS-MS m/z: 324.2 (M+1).

Step 4 - Synthesis of 1-azide-3-(4-(7-fluoroisoquinolin-1-yl) piperazin-1-yl)propan-2-ol:

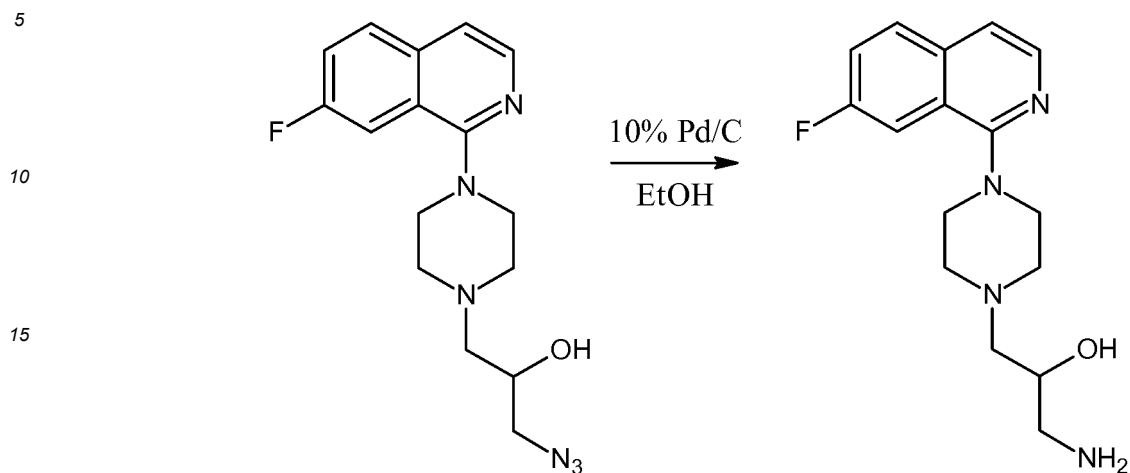
[0215]



[0216] To a solution of 1-chloro-3-(4-(7-fluoroisoquinolin-1-yl)piperazin-1-yl)propan-2-ol (210 mg, 0.65 mmol) in DMF (4 mL), sodium azide (65 mg, 1 mmol) was added. The suspension was stirred at 85°C for 5 h then was cooled to room temperature and partitioned between water and EtOAc. The organic layer was dried over sodium sulfate and concentrated under reduced pressure. The resulting crude was purified on silica gel (60-120 mesh, 0-10% MeOH in DCM) column chromatography to obtain 1-azide-3-(4-(7-fluoroisoquinolin-1-yl)piperazin-1-yl)propan-2-ol (160 mg, 74%) as a pale yellow color gum. LS-MS m/z: 331.2 (M+1). ¹HNMR (DMSO d6): δ ppm 2.49-2.52 (m, 2H), 2.50-2.71 (m, 4H), 2.86-2.87 (m, 2H), 3.19-3.20 (m, 4H), 3.88-3.89 (m, 1H), 5.14 (br. s, 1H), 7.44 (d, J = 7.7 Hz, 1H), 7.61-7.70 (m, 2H), 7.98-8.03 (m, 1H), 8.11 (d, J = 7.6 Hz, 1H).

Step 5 - Synthesis of 1-amino-3-(4-(7-fluoroisoquinolin-1-yl)piperazine-1-yl)propan-2-ol:

[0217]

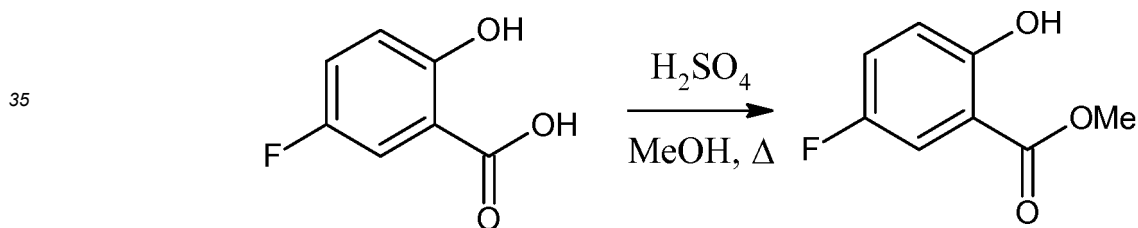


25

[0218] To a solution of 1-azide-3-(4-(7-fluoroisoquinolin-1-yl)piperazine-1-yl)propan-2-ol (160 mg) in ethanol (5 mL), 10% Pd/C (10 mg) was added. The mixture was stirred under hydrogen atmosphere at room temperature for 3 h. After completion of the reaction, the mixture was filtered on a celite bed and the filtrate was concentrated under reduced pressure to obtain 1-amino-3-(4-(7-fluoroisoquinolin-1-yl)piperazine-1-yl)propan-2-ol (125 mg, 85%) as a pale yellow color solid. LS-MS m/z: 305.2 (M+1). ¹HNMR (CDCl₃): δ ppm 2.27-2.28 (m, 2H), 2.45-2.57 (m, 2H), 2.70-2.91 (m, 4H), 3.40 (m, 4H), 3.81 (m, 1H), 7.25-7.45 (m, 2H), 7.56-8.12 (m, 2H), 8.42-8.44 (m, 1H).

Step 6 - Synthesis of methyl 5-fluoro-2-hydroxybenzoate:

[0219]

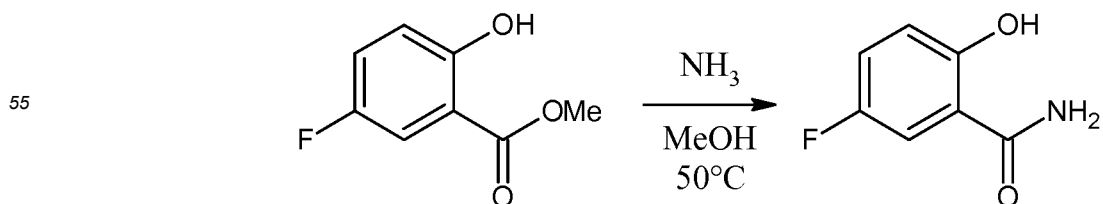


45

[0220] To a stirred solution of 5-fluoro salicylic acid (25 g, 160 mmol) in MeOH (250 mL), conc. sulfuric acid (20 mL) was added slowly at 0°C. The resulting reaction mixture was refluxed for 48 h then was concentrated under reduced pressure and the resulting crude was basified to pH 8.0 with sat. NaHCO₃. Then it was neutralized by 1.5 N HCl solution and extracted with EtOAc. The organic layer was dried over anhydrous Na₂SO₄ and concentrated to afford methyl 5-fluoro-2-hydroxybenzoate as a light brown liquid (22.8 g, 83%). GCMS: (AcqMethod HP-1MS.M) 170.1 (M). ¹H NMR (400 MHz, DMSO-d₆): δ ppm 10.29 (s, 1H), 7.51-7.49 (m, 1H), 7.42-7.41 (m, 1H), 57.03-7.01 (m, 1H), 3.89 (s, 3H).

Step 7 - Synthesis of 5-fluoro-2-hydroxybenzamide:

[0221]

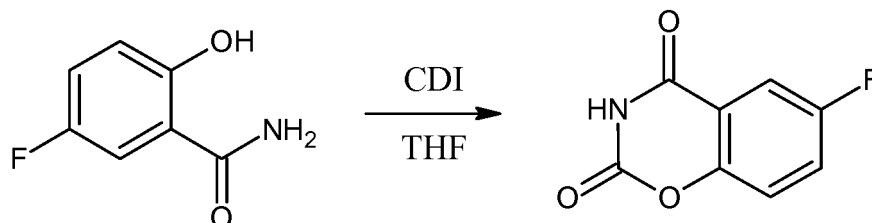


EP 3 233 827 B1

[0222] A mixture of methyl 5-fluoro-2-hydroxybenzoate (22 g, 129 mmol) and methanolic ammonia (250 mL) was heated at 50°C in an autoclave for 10 h. The reaction mixture was concentrated under reduced pressure, the resulting crude was codistilled with toluene and dried to give 5-fluoro-2-hydroxybenzamide as a brown solid (18.5 g, 92%). LS-MS m/z: 154.0 (M-H). ¹H NMR (400 MHz, DMSO-d₆): δ ppm 12.74 (s, 1H), 8.40 (s, 1H), 8.03 (s, 1H), 7.73-7.71 (m, 1H), 7.31-7.29 (m, 1H), 6.91-6.90 (m, 1H).

Step 8 - Synthesis of 6-fluoro-2H-1,3-benzoxazine-2,4(3H)-dione:

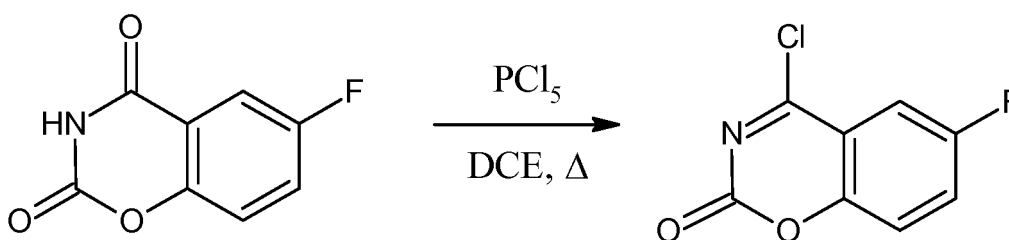
[0223]



[0224] To a stirred solution of 5-fluoro-2-hydroxybenzamide (8.0 g, 51.6 mmol) in dry THF (80 mL), 1,1'-carbonyldiimidazole (10.9 g, 67.09 mmol) was added at 0°C. The mixture was stirred at room temperature for 14 h then was concentrated under reduced pressure. The resulting crude was treated with MeOH and washed with diethyl ether. The resulting white solid was dried and used in the next step without further purification (5.1 g, 55% white solid). LS-MS m/z: 180.0 (M-H): ¹H NMR (400 MHz, DMSO-d₆): δ ppm 12.19 (s, 1H), 7.68-7.67 (m, 2H), 7.50-7.48 (m, 1H).

Step 9 - Synthesis of 4-chloro-6-fluoro-2H-1,3-benzoxazin-2-one:

[0225]



[0226] To a stirred solution of 6-fluoro-2H-1,3-benzoxazine-2,4(3H)-dione (0.5 g, 2.76 mmol) in dry 1,2-dichloroethane (2.5 mL), phosphorous pentachloride (0.69 g, 3.31 mmol) was added at 0°C. The resulting mixture was refluxed for 6 h then was concentrated under reduced pressure. DCM (15 mL) was added to the resulting crude, washed with water (2 mL) and dried over anhydrous Na₂SO₄. The solvent was concentrated under reduced pressure to afford 4-chloro-6-fluoro-2H-1,3-benzoxazin-2-one as an off-white solid (0.46 g, 84%). ¹H NMR (400 MHz, DMSO-d₆): δ ppm 7.69-7.67 (m, 2H), 7.50-7.49 (m, 1H).

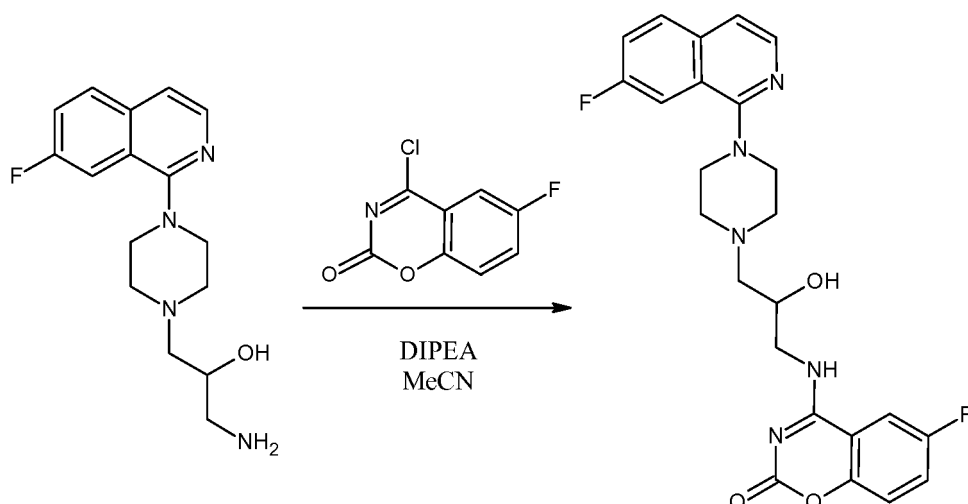
Step 10 - Synthesis of 6-fluoro-4-((3-[4-(7-fluoroisoquinolin-1-yl)piperazin-1-yl]-2-hydroxypropyl)amino)-2H-1,3-benzoxazin-2-one (Compound 148):

[0227]

5

10

15



20

[0228] To a suspension of 4-chloro-6-fluoro-2H-1,3-benzoxazin-2-one (235 mg, 1.2 mmol) in acetonitrile (5 mL) DIPEA (402 mg, 3.1 mmol) and 1-amino-3-[4-(7-fluoroisoquinolin-1-yl)piperazin-1-yl]propan-2-ol (120 mg, 0.39 mmol) were added at 0°C. The mixture was stirred at room temperature for 15 h then the resulted solid was filtered, washed with water and dried. The crude product was purified on silica gel column chromatography eluting with (0-20% MeOH in DCM) to obtain 6-fluoro-4-((3-[4-(7-fluoroisoquinolin-1-yl)piperazin-1-yl]-2-hydroxypropyl)amino)-2H-1,3-benzoxazin-2-one (90 mg, 74%) as an off-white solid. LCMS m/z: 468.2 (M+1).

25

¹HNMR (DMSO d₆): δ ppm 2.48-2.49 (m, 2H), 2.71 (m, 2H), 2.76 (m, 2H), 3.26 (m, 4H), 3.40-3.43 (m, 1H), 3.70-3.75 (m, 1H), 4.07 (d, J = 5.9 Hz, 1H), 5.00 (d, J = 4.5 Hz, 1H) 7.35-7.39 (m, 1H), 7.43 (d, J = 5.6 Hz, 1H), 7.59-7.70 (m, 3H), 7.98 (dd, J = 8.6, 5.6 Hz, 1H), 8.09-8.12 (m, 2H), 9.11-9.14 (m, 1H).

Preparation of compound 149

30

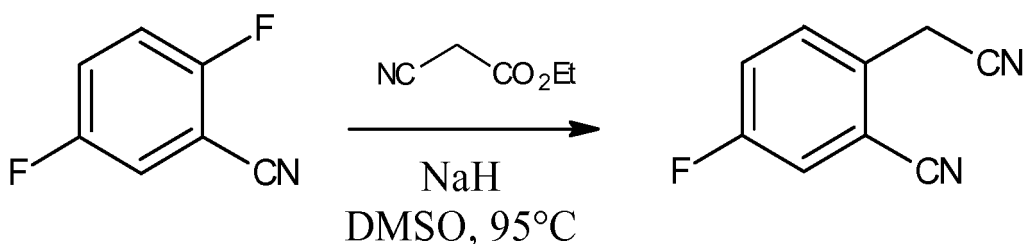
[0229] Compound 149 was prepared as described herein below.

Step 1 - Synthesis of 2-(cyanomethyl)-5-fluorobenzonitrile:

35

[0230]

40



45

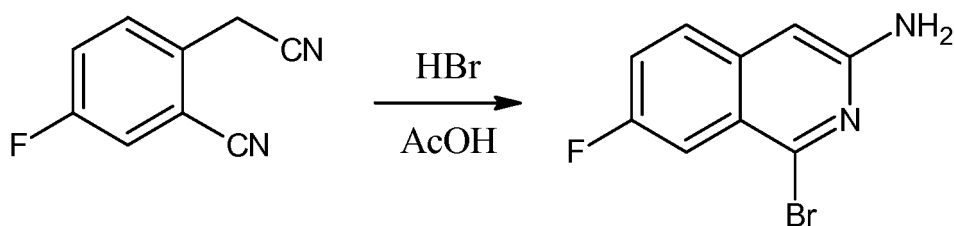
[0231] To a stirred solution of NaH (2.58 g, 60% in mineral oil, 64.74 mmol) in DMSO (30 mL) ethyl cyanoacetate (7.3 g, 64.7 mmol) was added slowly at 0°C and stirred at the same temperature for 20 min. Then 2,5-difluorobenzonitrile (3 g, 21.5 mmol) in DMSO (10 mL) was added. The mixture was heated at 95°C overnight then water (20 mL) was added and the solution was heated to 120 °C for 12 h. Completion of the reaction was monitored by LCMS. 0.1 N HCl (30 mL) was added to the reaction mixture at 0°C, after stirring 10 min the solid was filtered and washed with water and petroleum ether. The crude was purified by flash chromatography (24% EtOAc in petroleum ether) to give the title compound (1.8 g, 53.0%) as an off-white solid. LCMS m/z: 159.2 (M-1). ¹HNMR (DMSO d₆): δ ppm 4.2 (s, 2H), 7.64-7.73 (m, 2H), 7.96 (dd, J = 8.5, 2.5 Hz, 1H).

55

Step 2 - Synthesis of 1-bromo-7-fluoroisoquinolin-3-amine:

[0232]

5



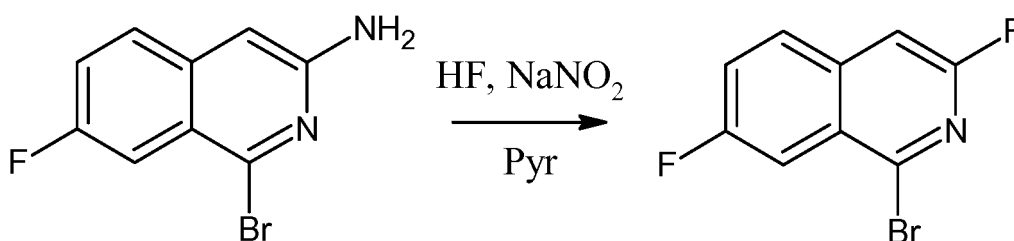
10 **[0233]** To a stirred solution of HBr in AcOH (14 mL, 33%) 2-(cyanomethyl)-5-fluorobenzonitrile (1.4 g, 87.5 mmol) was added slowly at 0°C. The mixture was stirred at room temperature for 1 h then was diluted with water (15 mL) and basified by using sat. Na₂CO₃. The solution was extracted with EtOAc, the organic layer was washed with brine and dried over sodium sulfate. The solvent was removed under reduced pressure to give 1-bromo-7-fluoroisoquinolin-3-amine as yellow solid (1.5 g, 75%). LCMS m/z: 241.0 (M+1). ¹HNMR (DMSO d₆): δ ppm 6.30 (s, 2H), 6.70 (s, 1H), 7.48-7.54 (m, 2H), 7.70 (dd, J = 9.1, 5.5 Hz, 1H).

15

Step 3 - Synthesis of 1-bromo-3,7-difluoroisoquinoline:

20 **[0234]**

20



25

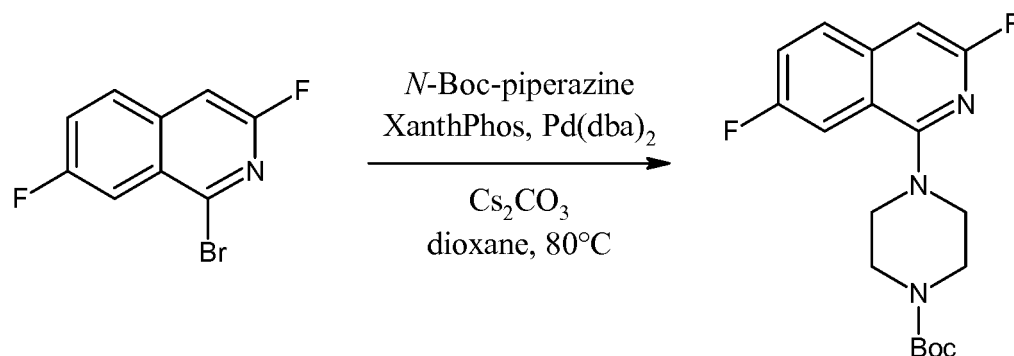
30 **[0235]** To a stirred solution of 1-bromo-7-fluoroisoquinolin-3-amine (0.5 g, 20.7 mmol) in pyridine (2 mL) HF.pyridine (2 mL) was added slowly at 0 °C followed by sodium nitrite (0.171 g, 24 mmol). The reaction mixture was stirred for 3 days at room temperature then was poured slowly into a saturated sodium carbonate solution to adjust pH to 8 and extracted with EtOAc. The combined organic layers were washed with brine and dried over sodium sulfate. The solvent was removed under reduced pressure and the resulting crude was purified by flash chromatography (25% EtOAc in petroleum ether) to give 1-bromo-3,7-difluoroisoquinoline as a yellow solid (0.250 g, 50%). LCMS m/z: 244.0 (M+1). ¹HNMR (DMSO d₆): δ ppm 7.83 (s, 1H), 7.86-7.94 (m, 2H), 7.20 (dd, J = 9.1, 5.5 Hz, 1H).

35

Step 4 - Synthesis of *tert*-butyl 4-(3,7-difluoroisoquinolin-1-yl)piperazine-1-carboxylate:

40 **[0236]**

40



45

50

55 **[0237]** A solution of 1-bromo-3,7-difluoroisoquinoline (400 mg, 1.6 mmol) and N-Boc-piperazine (610 mg, 3.2 mmol) in dioxane (10 mL) was degassed for 10 min. Then Cs₂CO₃ (1.04 g, 3.2 mmol), XantPhos (138 mg, 0.24 mmol) and Pd(dba)₂ (61 mg, 0.28 mmol) were added at room temperature. The reaction mixture was stirred at 80°C overnight then was filtered onto a celite pad and washed with DCM. The combined organic layers were concentrated under reduced

EP 3 233 827 B1

pressure and the resulting crude was purified on silica gel (60-120 mesh) column chromatography (25-20% ethyl acetate in hexane) to obtain *tert*-butyl 4-(3,7-difluoroisoquinolin-1-yl)piperazine-1-carboxylate (200 mg, 35%) as a pale yellow color solid. ES-MS *m/z*: 294.2 (-*t*Bu+1). ¹HNMR (DMSO *d*₆): δ ppm 1.43 (s, 9H), 2.27-2.49 (m, 4H), 3.58-3.59 (m, 4H), 7.41 (s, 1H), 7.65-7.77 (m, 2H), 7.97-8.02 (m, 1H).

5

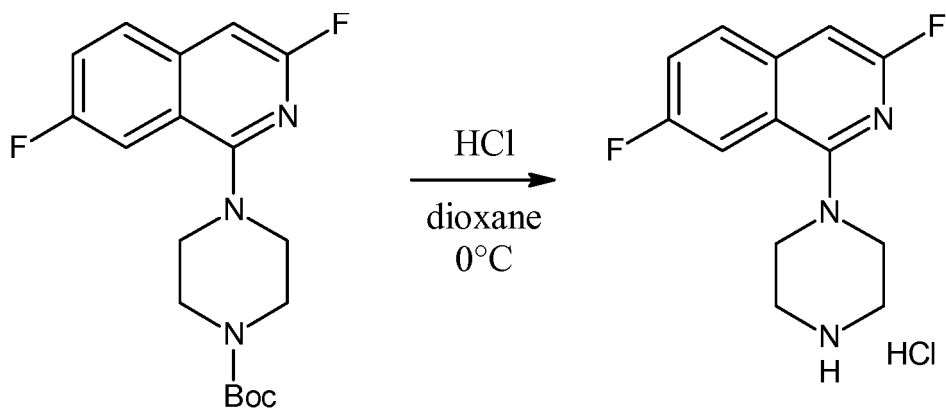
Step 5 - Synthesis of 3,7-difluoro-1-(piperazin-1-yl)isoquinoline hydrochloride:

[0238]

10

15

20



25

[0239] To a solution of *tert*-butyl 4-(3,7-difluoroisoquinolin-1-yl)piperazine-1-carboxylate (280 mg, 0.8 mmol) in dioxane (1 mL), dioxane.HCl (5 mL, 4.5 M) was added slowly at 0°C. After stirring for 2 h at 0°C the reaction mixture was concentrated under reduced pressure and the resulting brown color thick liquid (160 mg) was used in the next step without further purification. ES-MS *m/z*: 250.2 (M+1). ¹HNMR (DMSO *d*₆): δ ppm 3.32-3.38 (m, 4H), 3.53-3.54 (m, 4H), 7.24 (s, 1H), 7.69-7.73 (m, 1H), 7.86 (dd, *J* = 10.4, 2.6 Hz, 1H), 8.03 (dd, *J* = 8.8, 5.6 Hz, 1H), 9.09 (br.s, 1H).

30

Step 6 - Synthesis of 1-chloro-3-[4-(3,7-difluoroisoquinolin-1-yl)piperazin-1-yl]propan-2-ol:

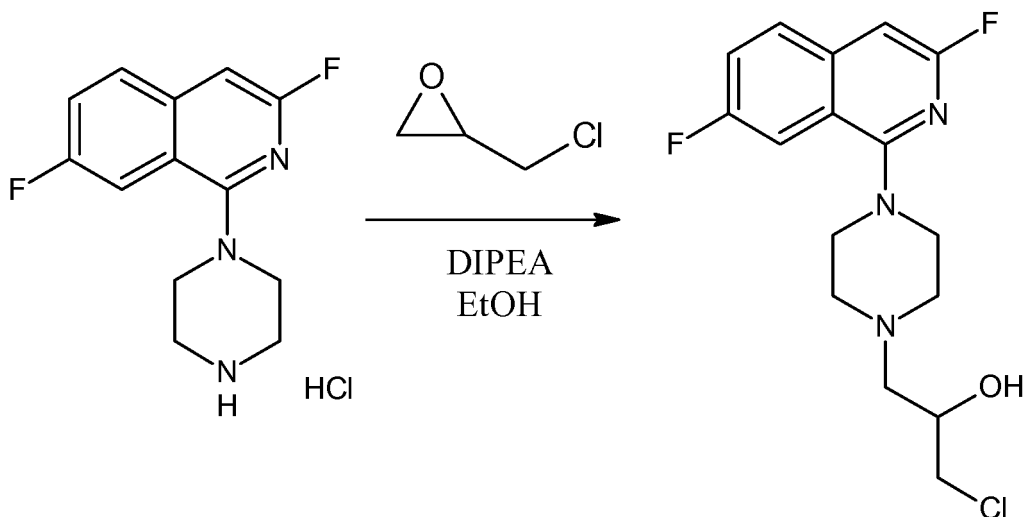
[0240]

35

40

45

50

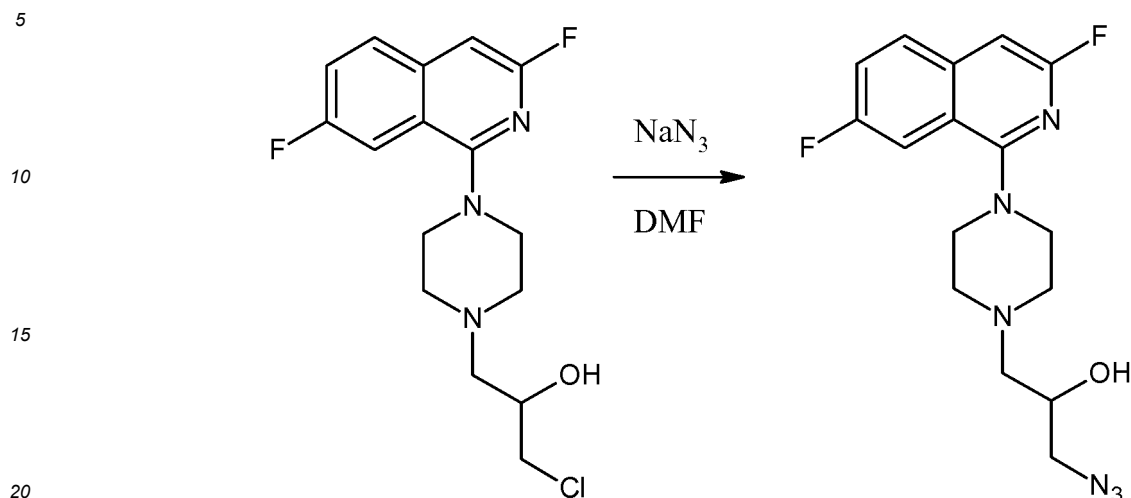


55

[0241] The title intermediate was prepared following the procedure described for the synthesis of 1-chloro-3-[4-(7-fluoroisoquinolin-1-yl)piperazin-1-yl]propan-2-ol (see compound 148) using 3,7-difluoro-1-(piperazin-1-yl)isoquinoline hydrochloride (99% yield). ES-MS *m/z*: 342.2 (M+1). ¹HNMR (DMSO *d*₆): δ ppm 2.68-2.71 (m, 2H), 2.80-2.83 (m, 2H), 2.97-3.10 (m, 2H), 3.55-3.77 (m, 6H), 4.07-4.09 (m, 1H), 6.82 (s, 1H), 7.40 (td, *J* = 8.4, 2.1 Hz, 1H), 7.63 (dd, *J* = 9.7, 2.1 Hz, 1H), 7.60-7.72 (m, 1H).

Step 7 - Synthesis of 1-azido-3-[4-(3,7-difluoroisoquinolin-1-yl)piperazin-1-yl]propan-2-ol:

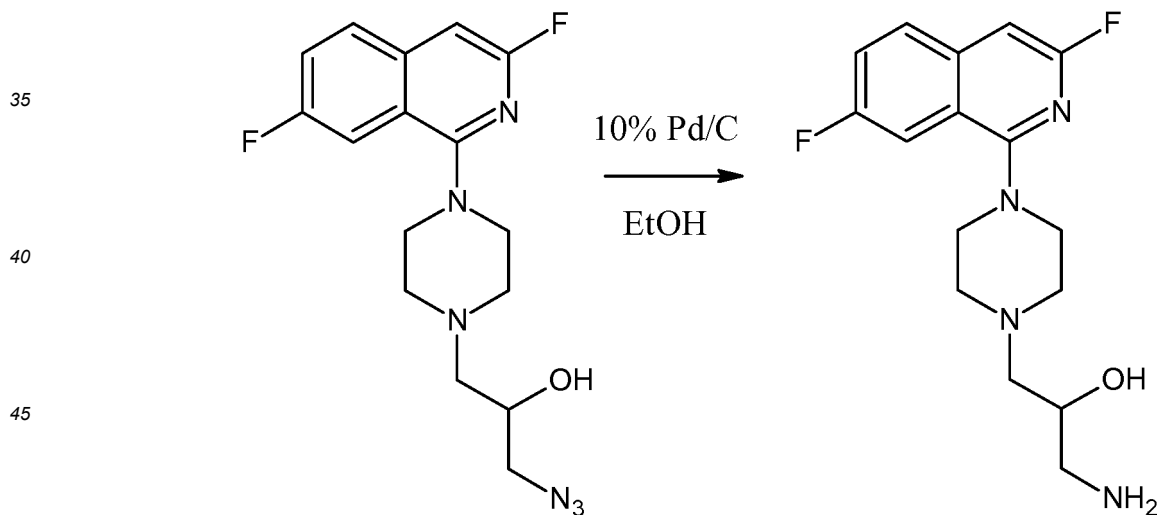
[0242]



25 [0243] The title intermediate was prepared following the procedure described for 1-azido-3-(4-(7-fluoroisoquinolin-1-yl)piperazin-1-yl)propan-2-ol (see compound 148) using 1-chloro-3-[4-(3,7-difluoroisoquinolin-1-yl)piperazin-1-yl]propan-2-ol (89% yield). ES-MS m/z : 349.2 ($M+1$). ^1H NMR (DMSO d_6): δ ppm 2.64-2.69 (m, 2H), 2.68-2.73 (m, 4H), 3.22-3.25 (m, 2H), 3.31-3.36 (m, 4H), 3.82-3.89 (m, 1H), 5.10 (d, $J = 4.9$ Hz, 1H), 7.10 (s, 1H), 7.65-7.90 (m, 1H), 7.96-8.00 (m, 1H).

Step 8 - Synthesis of 1-amino-3-[4-(3,7-difluoroisoquinolin-1-yl)piperazin-1-yl]propan-2-ol:

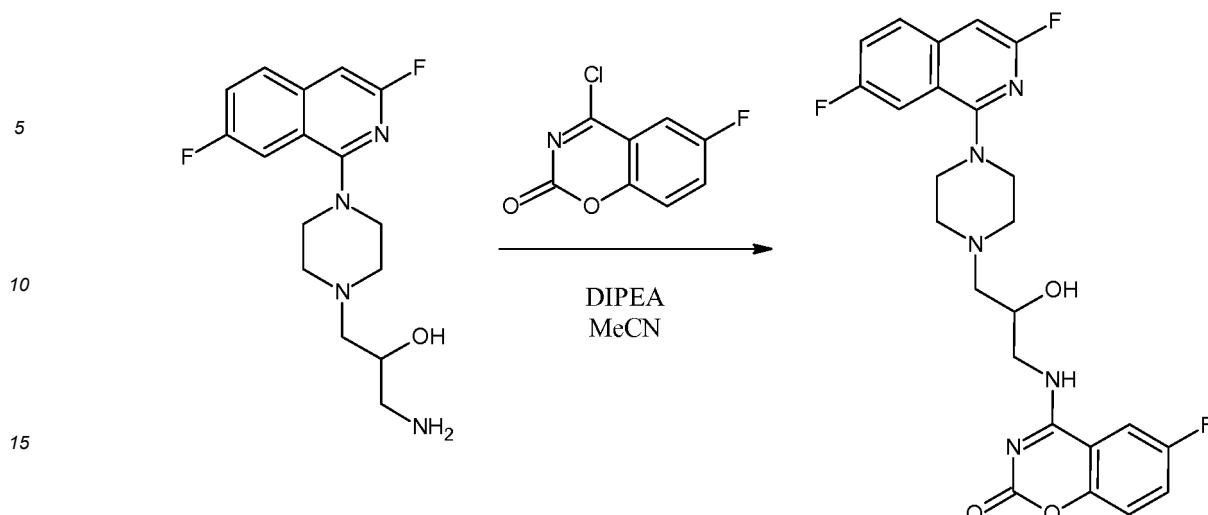
30 [0244]



50 [0245] The title intermediate was prepared following the procedure described for 1-amino-3-(4-(7-fluoroisoquinolin-1-yl)piperazine-1-yl)propan-2-ol (see compound 148) using 1-azido-3-[4-(3,7-difluoroisoquinolin-1-yl)piperazin-1-yl]propan-2-ol (99% yield). ES-MS m/z : 323.2 ($M+1$). ^1H NMR (DMSO d_6): δ ppm 1.90 (br. s, 2H), 2.33-2.48 (m, 4H), 2.51-2.68 (m, 4H), 3.17-3.33 (m, 4H), 3.60-3.62 (m, 1H), 4.50 (s, 1H), 7.10 (s, 1H), 7.66-7.70 (m, 2H), 7.98 (dd, $J = 8.8, 6.6$ Hz, 1H).

55 Step 9 - Synthesis of 4-({3-[4-(3,7-difluoroisoquinolin-1-yl)piperazin-1-yl]-2-hydroxypropyl}amino)-6-fluoro-2H-1,3-benzoxazin-2-one (compound 149):

[0246]



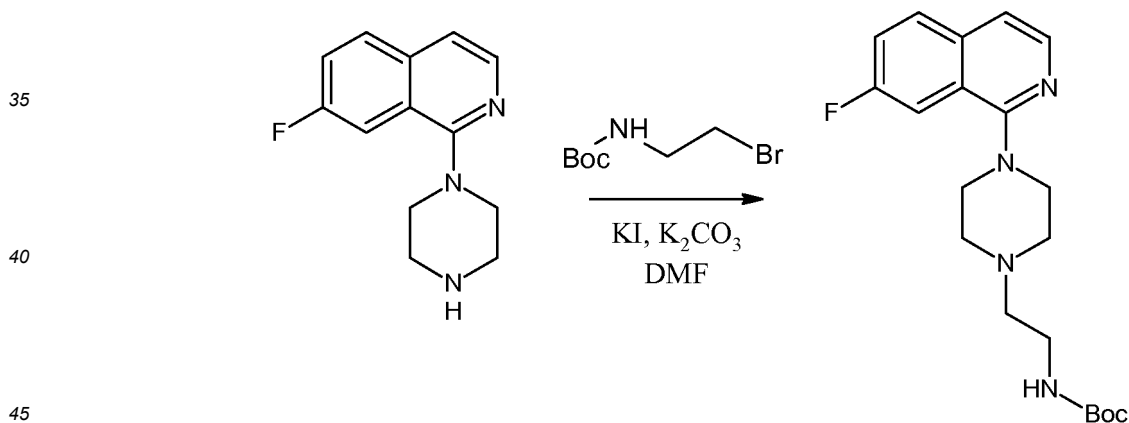
20 **[0247]** The title compound was prepared following the procedure described for compound 148 using 1-amino-3-[4-(3,7-difluoroisoquinolin-1-yl)piperazin-1-yl]propan-2-ol (23% yield). ES-MS m/z: 486.2 (M+1). ¹HNMR (DMSO d₆). δ ppm 2.69-2.75 (m, 4H), 2.71 (m, 2H), 3.32-3.36 (m, 4H), 3.71-3.72 (m, 1H), 4.06 (s, 1H), 4.01 (s, 1H), 7.09 (s, 1H) 7.38 (s, 1H), 7.62-7.70 (m, 2H), 7.97 (s, 1H), 8.10 (d, J = 8.4 Hz, 1H), 9.13 (s, 1H).

25 **Preparation of compound 150 (not part of the invention)**

[0248] Compound 150 was prepared as described herein below.

Step 1 - Synthesis of *N*-boc-2-[4-(7-fluoroisoquinolin-1-yl)piperazin-1-yl]ethanamine:

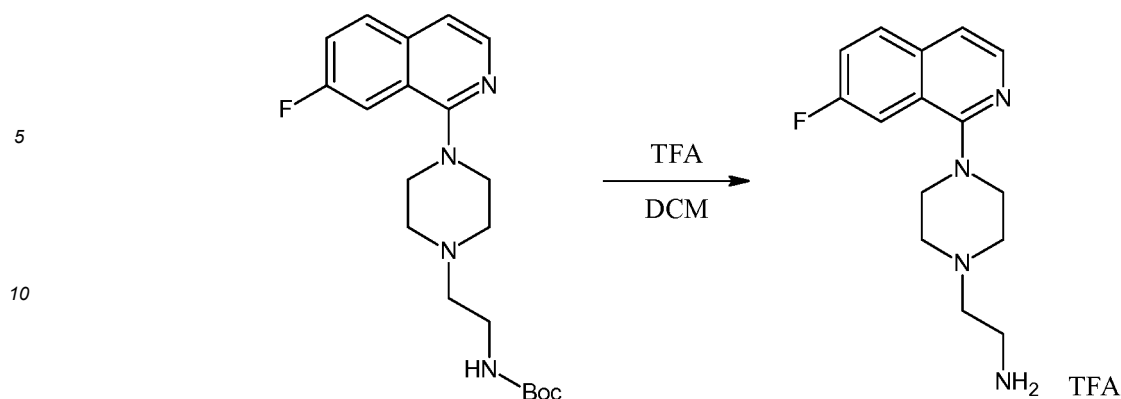
30 **[0249]**



50 **[0250]** The title compound was prepared according to the procedure described for the synthesis of intermediate C3 (compound 51) by using 7-fluoro-1-(piperazin-1-yl)isoquinoline and *tert*-butyl-(2-bromoethyl)carbamate (82% yield). LC-MS (M-H⁺) = 375.2

Step 2 - Synthesis of 2-[4-(7-fluoroisoquinolin-1-yl)piperazin-1-yl]ethan-1-amine trifluoroacetate:

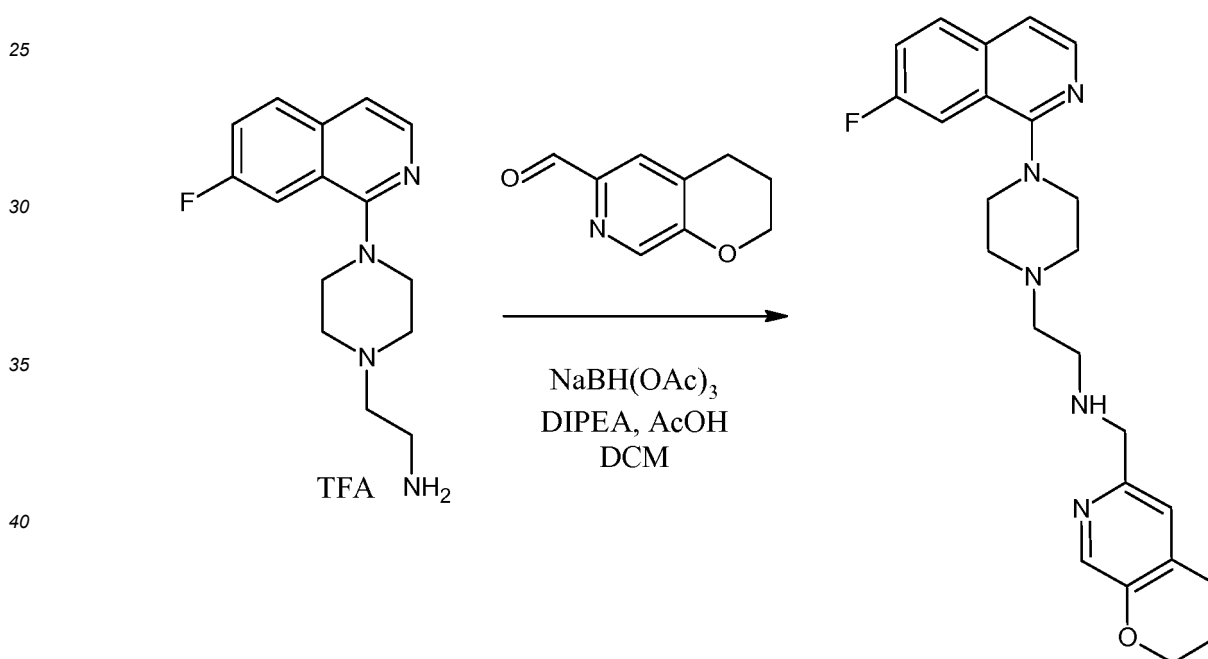
55 **[0251]**



15 **[0252]** The title intermediate was prepared according to the procedure described for the synthesis of 7-fluoro-1-(piperazin-1-yl)isoquinoline (see compound 144) using *N*-boc-2-[4-(7-fluoroisoquinolin-1-yl)piperazin-1-yl]ethanamine (91% yield). LC-MS (M-H⁺) = 275.2

20 Step 3 - Synthesis of *N*-[(3,4-dihydro-2H-pyrano[2,3-*c*]pyridin-6-yl)methyl]-2-[4-(7-fluoroisoquinolin-1-yl)piperazin-1-yl]ethan-1-amine (compound 150):

25 **[0253]**



50 **[0254]** To a solution of 3,4-dihydro-2H-pyrano[2,3-*c*]pyridine-6-carbaldehyde (prepared as described in WO2012012391, 218 mg, 1.33 mmol) and DIPEA (0.25 mL) in DCM (3 mL), 2-[4-(7-fluoroisoquinolin-1-yl)piperazin-1-yl]ethan-1-amine trifluoroacetate (1.6 g, 5.8 mmol) in DCM (5 mL) and 2 drops of AcOH were added. After stirring 10 min NaBH(OAc)₃ (446 mg, 2 mmol) was added. The mixture was stirred at room temperature for 4 h then DCM (35 mL) and sat. NaHCO₃ (25 mL) were added. The organic phase was separated, washed with sat. NaCl, dried over Na₂SO₄ and concentrated. The residue was purified by flash chromatography (silica gel, DCM/MeOH 9/1) to give *N*-[(3,4-dihydro-2H-pyrano[2,3-*c*]pyridin-6-yl)methyl]-2-[4-(7-fluoro isoquinolin-1-yl)piperazin-1-yl]ethan-1-amine (139 mg, 0.33 mmol, 25% yield). LC-MS (M-H⁺) = 422.2.

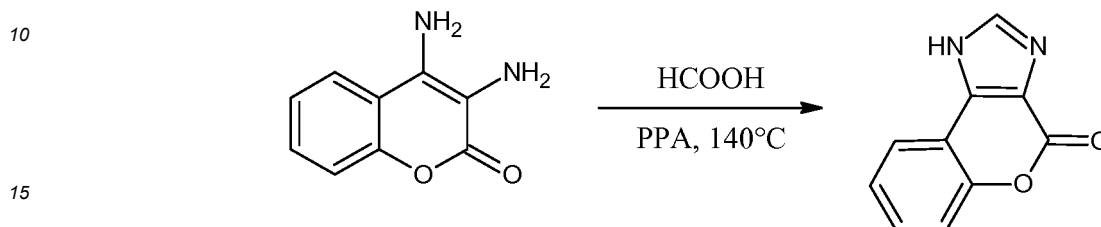
55 ¹H NMR (300MHz, CHLOROFORM-*d*) δ = 8.13 (d, J = 5.8 Hz, 1 H), 8.09 (s, 1 H), 7.76 (dd, J = 5.6, 9.0 Hz, 1 H), 7.69 (dd, J = 2.6, 10.2 Hz, 1 H), 7.39 (dt, J = 2.6, 8.6 Hz, 1 H), 7.24 (d, J = 5.8 Hz, 1 H), 7.01 (s, 1 H), 4.21 (t, J = 5.1 Hz, 2 H), 3.87 (s, 2 H), 3.40 (t, J = 4.9 Hz, 4 H), 2.84 (t, J = 6.2 Hz, 2 H), 2.80 - 2.64 (m, 8 H), 2.55 (br. s., 1 H), 2.08 - 1.95 (m, 2 H).

Preparation of compound 152

[0255] Compound 152 was prepared as described herein below.

5 Step 1 - Synthesis of [1]benzopyrano[3,4-d]imidazol-4(1H)-one:

[0256]

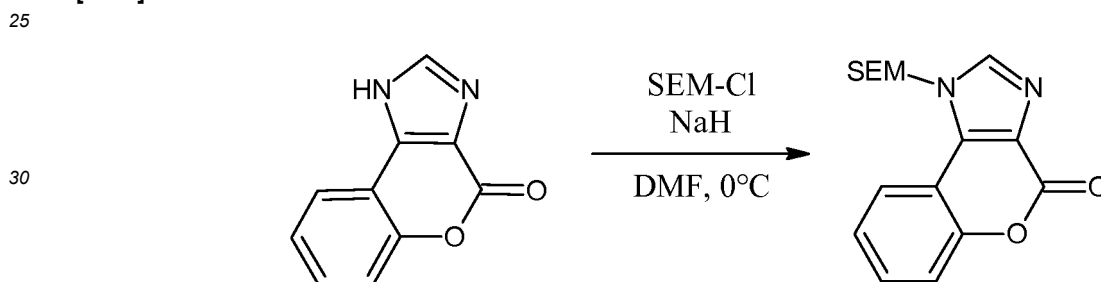


[0257] Intermediate [1]benzopyrano[3,4-d]imidazol-4(1H)-one was prepared according to the procedure described for the synthesis of 2-(chloromethyl)[1]benzopyrano[3,4-d]imidazol-4(1H)-one (see compound 146) using formic acid. Y=67%. LC-MS (M-H⁺) = 187.1

20

Step 2 - Synthesis of 1-[[2-(trimethylsilyl)ethoxy]methyl][1]benzopyrano[3,4-d]imidazol-4(1H)-one:

[0258]



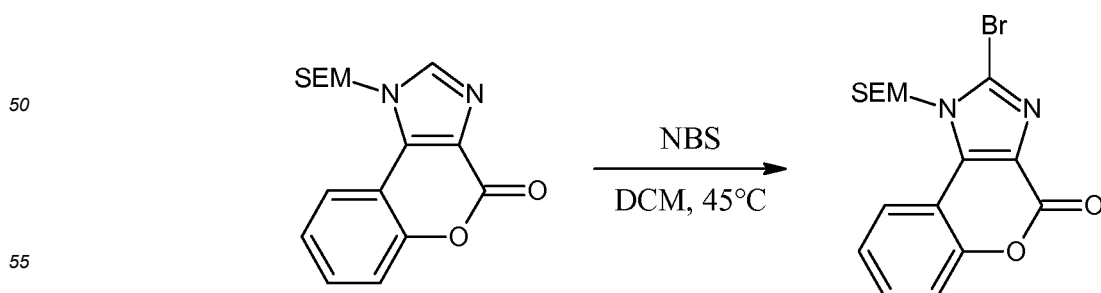
[0259] A solution of [1]benzopyrano[3,4-d]imidazol-4(1H)-one (274 mg, 1.5 mmol) in dry DMF (10 mL) was cooled to 0°C. NaH (60 % dispersion in mineral oil, 117 mg, 2.9 mmol) was added and the mixture was stirred 15 min at 0°C. SEM-Cl (294 mg, 1.8 mmol) was added and the mixture was stirred for further 2 h. UPLC analysis showed that reaction was complete so water was added at 0°C followed by ethyl acetate. The organic phase was separated and washed with brine, dried over Na₂SO₄ and evaporated in vacuum. The crude material was purified by Si-column eluting with Cy to Cy/ethyl acetate 1:1 to obtain 265 mg of 1-[[2-(trimethylsilyl)ethoxy]methyl][1]benzopyrano [3,4-d]imidazol-4(1H)-one as a mix of regioisomers. LC-MS (M-H⁺) = 317.3

35

40

Step 3 - Synthesis of 2-bromo-1-[[2-(trimethylsilyl)ethoxy]methyl][1]benzopyrano[3,4-d]imidazol-4(1H)-one:

[0260]



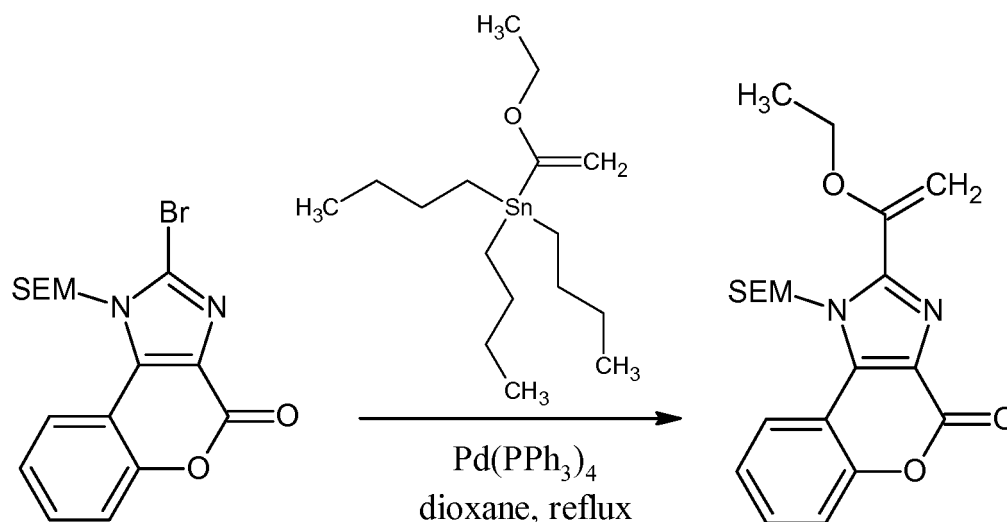
[0261] 1-[[2-(trimethylsilyl)ethoxy]methyl][1]benzopyrano[3,4-d]imidazol-4(1H)-one (150 mg, 0.47 mmol) was dis-

EP 3 233 827 B1

solved in DCM. *N*-bromosuccinimide (88 mg, 0.5 mmol) and cat. AIBN were added and the mixture was stirred at 45°C for 4h. UPLC analysis showed that reaction was complete so water was added and the organic phase was separated and evaporated in vacuum. The crude material was purified by Si-column eluting with Cy to Cy/ethyl acetate 85:15 to obtain 104 mg (Y=56%) of 2-bromo-1-[[2-(trimethylsilyl)ethoxy]methyl][1]benzopyrano[3,4-d]imidazol-4(1H)-one as a mixture of regioisomers. LC-MS (M-H⁺) = 396.2

Step 4 - Synthesis of 2-(1-ethoxyethenyl)-1-[[2-(trimethylsilyl)ethoxy]methyl][1]benzopyrano[3,4-d]imidazol-4(1H)-one:

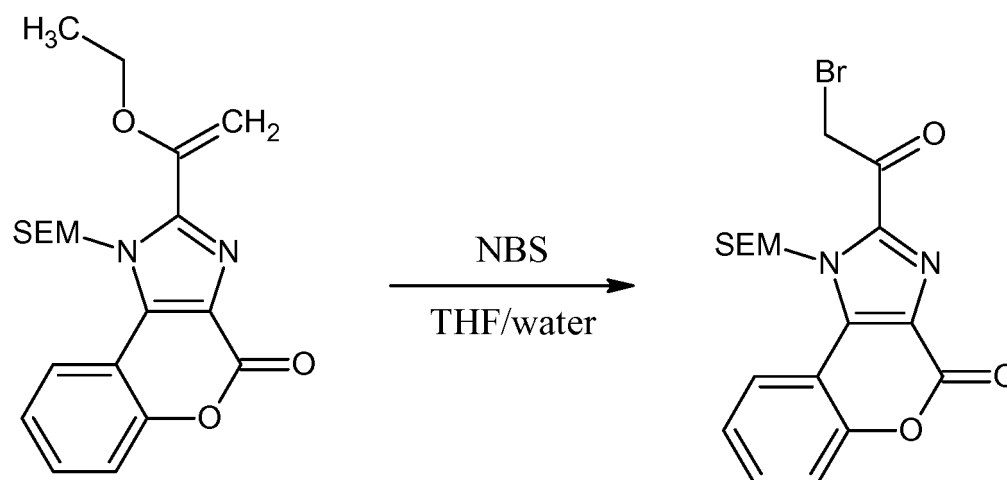
[0262]



[0263] 2-bromo-1-[[2-(trimethylsilyl)ethoxy]methyl][1]benzopyrano[3,4-d]imidazol-4(1H)-one (104 mg, 0.26 mmol) was dissolved in dioxane (2 mL), tributyl(1-ethoxyvinyl)tin (140 mg, 0.39 mmol) was added and the mixture was purged with N₂ for 20 minutes. Tetrakis(triphenylphosphine)palladium(0) (30 mg, 0.026 mmol) was added and the mixture was stirred at reflux for 6 h then was cooled to 0°C, diluted with water and extracted with ethyl acetate. The organic phase was washed with aqueous solution of KF, dried over Na₂SO₄ and concentrated in vacuum. The crude material was purified by NH₂-column eluting with Cy to Cy/ethyl acetate 8:2 to obtain 100 mg (0.25 mmol) of 2-(1-ethoxyethenyl)-1-[[2-(trimethylsilyl)ethoxy]methyl][1]benzopyrano [3,4-d]imidazol-4(1H)-one, which was used in the next step without further purification. LC-MS (M-H⁺) = 387.4

Step 5 - Synthesis of 2-(bromoacetyl)-1-[[2-(trimethylsilyl)ethoxy]methyl][1]benzopyrano[3,4-d]imidazol-4(1H)-one:

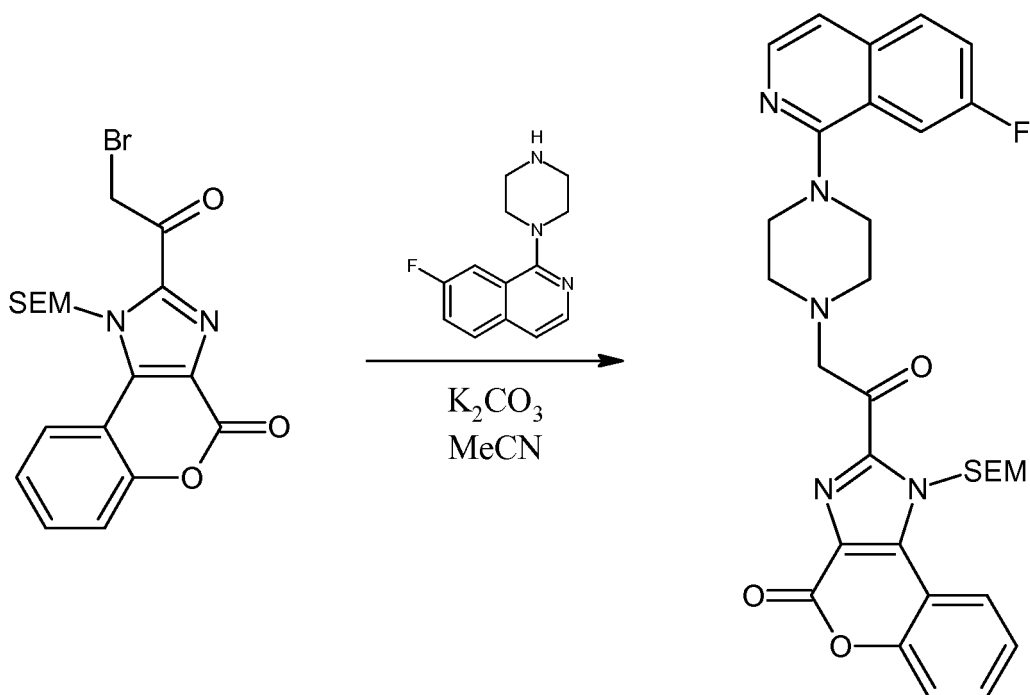
[0264]



[0265] A solution of 2-(1-ethoxyethenyl)-1-[[2-(trimethylsilyl)ethoxy] methyl][1]benzopyrano[3,4-d]imidazol-4(1H)-one (100 mg, 0.25 mmol) in THF/water (10 mL) was cooled to 0°C. *N*-bromosuccinimide (76 mg, 0.43 mmol) was added and the mixture was stirred at room temperature for 1 h. UPLC analysis showed the completion of the reaction. DCM was added followed by water. The organic phase was separated, dried over Na₂SO₄ and concentrated in vacuum. The crude material was purified by Si-column eluting with Cy to Cy/ethyl acetate 9:1 to obtain 70 mg (0.16 mmol, 64% yield) of 2-(bromoacetyl)-1-[[2-(trimethylsilyl)ethoxy] methyl][1]benzopyrano[3,4-d]imidazol-4(1H)-one, which was used without any further purification and characterization.

Step 6 - Synthesis of 2-[[4-(7-fluoroisoquinolin-1-yl)piperazin-1-yl]acetyl]-1-[[2-(trimethylsilyl)ethoxy]methyl][1]benzopyrano[3,4-d]imidazol-4(1H)-one:

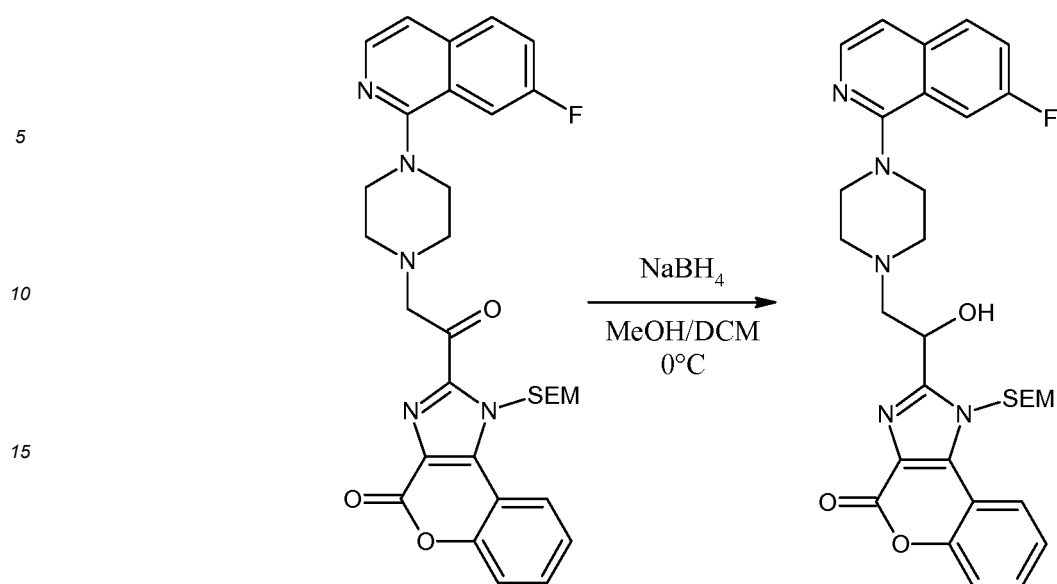
[0266]



[0267] 2-(bromoacetyl)-1-[[2-(trimethylsilyl)ethoxy]methyl][1]benzopyrano[3,4-d]imidazol-4(1H)-one (70 mg, 0.16 mmol), 7-fluoro-1-(piperazin-1-yl)isoquinoline (37 mg, 0.16 mmol, see compound 144) and potassium carbonate (33 mg, 0.24 mmol) were dissolved in MeCN. The mixture was stirred at room temperature for 30 min then ethyl acetate was added followed by water. The organic phase was separated, dried over Na₂SO₄ and concentrated in vacuum. The resulting crude material was purified by Si-column eluting with Cy to Cy/ethyl acetate 1:1 to obtain 61 mg (0.1 mmol, 65% yield) of 2-[[4-(7-fluoroisoquinolin-1-yl)piperazin-1-yl]acetyl]-1-[[2-(trimethylsilyl)ethoxy]methyl][1]benzopyrano[3,4-d]imidazol-4(1H)-one. LC-MS (M-H⁺) = 588.4

Step 7 - Synthesis of 2-[2-[4-(7-fluoroisoquinolin-1-yl)piperazin-1-yl]-1-hydroxyethyl]-1-[[2-(trimethylsilyl)ethoxy]methyl][1]benzopyrano[3,4-d]imidazol-4(1H)-one:

[0268]



25

26

27

28

29

30

[0269] A solution of 2-[[4-(7-fluoroisoquinolin-1-yl)piperazin-1-yl]acetyl]-1-[[2-(trimethylsilyl)ethoxy]methyl][1]benzopyrano[3,4-d]imidazol-4(1H)-one (61 mg, 0.1 mmol) in methanol/DCM 10:1 (11 mL) was cooled to 0°C then NaBH₄ (19 mg, 0.5 mmol) was added. The mixture was stirred for 30 min at 0°C then the solvent was evaporated in vacuum, ethyl acetate was added and the organic phase was washed with water, dried over Na₂SO₄ and concentrated in vacuum to obtain 51 mg (0.086 mmol, 86% yield) of 2-[[2-[4-(7-fluoroisoquinolin-1-yl)piperazin-1-yl]-1-hydroxyethyl]-1-[[2-(trimethylsilyl)ethoxy]methyl][1]benzopyrano[3,4-d]imidazol-4(1H)-one, that was used in the next step without further purification. LC-MS (M-H⁺) = 590.4

31

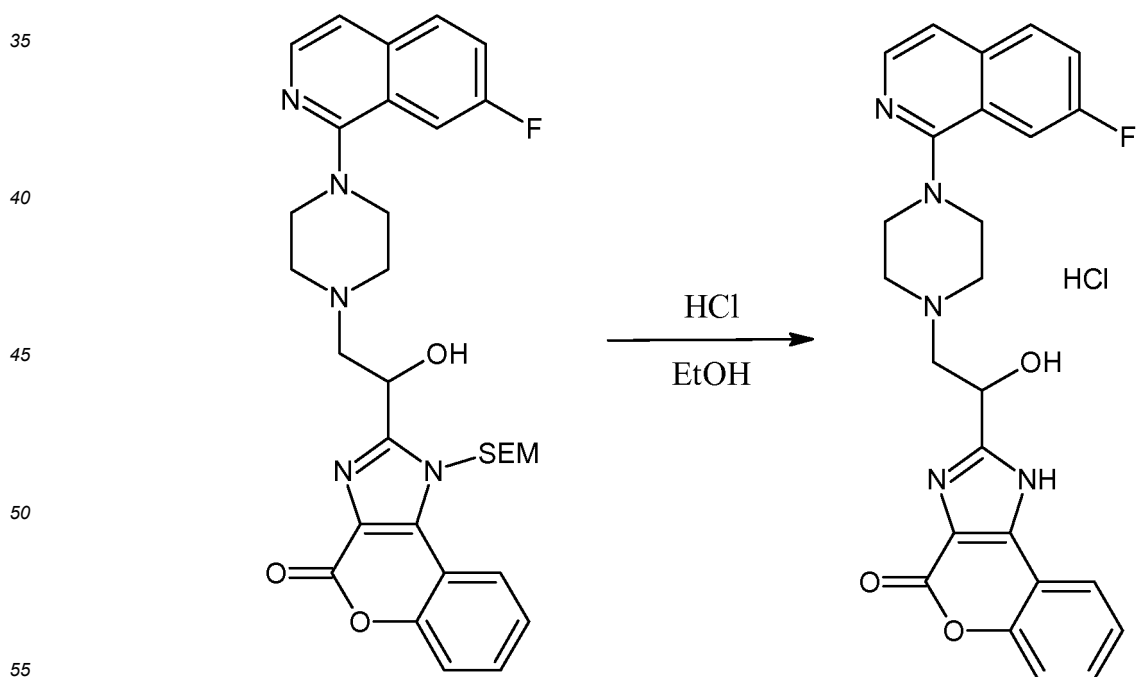
32

33

34

Step 8 - Synthesis of 2-[[2-[4-(7-fluoroisoquinolin-1-yl)piperazin-1-yl]-1-hydroxyethyl]-1-[[2-(trimethylsilyl)ethoxy]methyl][1]benzopyrano[3,4-d]imidazol-4(1H)-one hydrochloride (compound 152):

[0270]



[0271] 2-[[2-[4-(7-fluoroisoquinolin-1-yl)piperazin-1-yl]-1-hydroxyethyl]-1-[[2-(trimethylsilyl)ethoxy]methyl]-1H,4H-chromeno[3,4-d]imidazol-4-one (51 mg, 0.086 mmol) was dissolved in ethanol (8 mL), 1M HCl in ethanol was added

(10 mL, 10 mmol) and the mixture was stirred at room temperature for 4 h. After removal of the solvent in vacuum the resulting crude was purified by C18 rev. chromatography eluting with water/acetonitrile 95:5 to acetonitrile 100% to obtain 60 mg of the product. The compound was dissolved in DCM and the solution was cooled to 0°C. 1M HCl in diethyl ether was added (5 mL), the mixture was concentrated in vacuum and the crude solid was treated with diethyl ether to obtain 30 mg of 2-[2-[4-(7-fluoroisquinolin-1-yl)piperazin-1-yl]-1-hydroxyethyl][1]benzopyrano[3,4-d]imidazol-4(1H)-one as hydrochloride salt. LC-MS (M-H⁺) = 460.4.

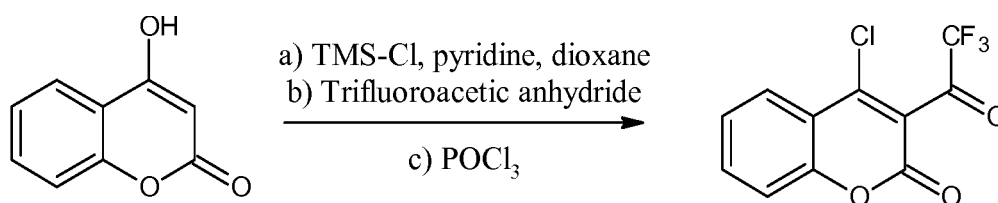
¹H NMR (500 MHz, DMSO-d₆) δ ppm 3.42 - 3.90 (m, 8 H), 5.51 (dd, J=10.03, 2.69 Hz, 1 H), 6.95 (d, J=8.80 Hz, 1 H), 7.37 - 7.48 (m, 1 H), 7.50 - 7.54 (m, 1 H), 7.55 - 7.62 (m, 2 H), 7.73 (td, J=8.68, 2.69 Hz, 1 H), 7.87 (dd, J=10.03, 2.20 Hz, 1 H), 8.08 (dd, J=9.05, 5.62 Hz, 1 H), 8.14 - 8.28 (m, 2 H), 10.55 (br. s., 1 H).

Preparation of compound 153

[0272] Compound 153 was prepared as described herein below.

Step 1 - Synthesis of 4-chloro-3-(trifluoroacetyl)-2H-1-benzopyran-2-one:

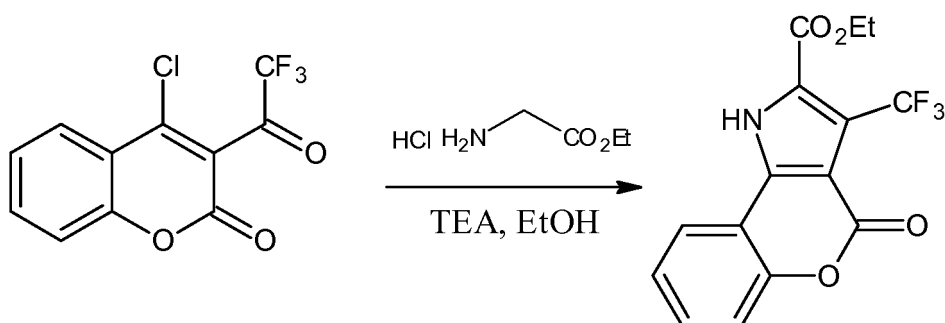
[0273]



[0274] The reaction was conducted in a pressure tube. To a suspension of 4-hydroxycoumarin (2.5 g, 15.4 mmol) in dry 1,4-dioxane, dry pyridine 2.56 g (2.6 mL, 32.4 mmol) was added. When the mixture became completely homogeneous, trimethylsilylchloride (2 g, 18.5 mmol) was added. The reaction mixture was stirred for 1 h at room temperature. Trifluoroacetic anhydride (2.8 mL, 20 mmol) was then added and the mixture was stirred for 2 h at 90°C. To the cooled reaction mass phosphorus oxychloride (1.4 mL, 15.4 mmol) was added and the mixture was stirred at 60°C for 2 h then it was diluted with ice water and extracted with DCM (3 x 50 mL). The combined organic layers were dried over sodium sulfate and concentrated to give 4-chloro-3-(trifluoroacetyl)-2H-1-benzopyran-2-one (3.1 g, 73% yield). The compound was used without further purification and characterization.

Step 2 - Synthesis of ethyl 4-oxo-3-(trifluoromethyl)-1,4-dihydro[1]benzopyrano[4,3-b]pyrrole-2-carboxylate:

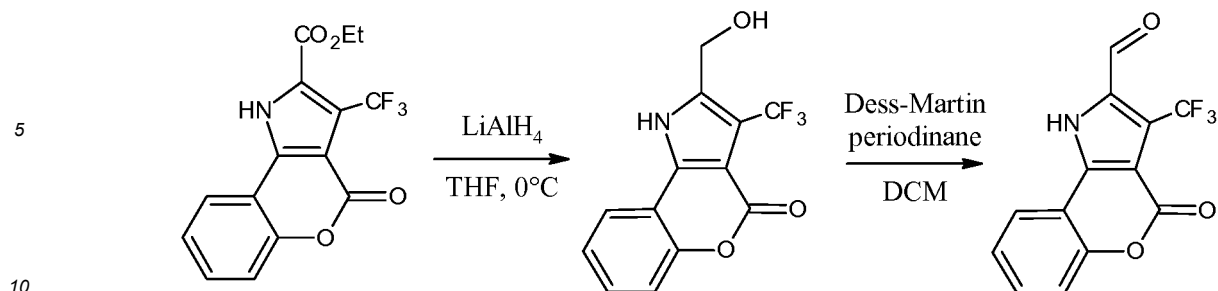
[0275]



[0276] The title intermediate was prepared according to the procedure described for the synthesis of ethyl 4-oxo-1,4-dihydro[1]benzopyrano[4,3-b]pyrrole-2-carboxylate (see compound 145) using 4-chloro-3-(trifluoroacetyl)-2H-1-benzopyran-2-one (Y = 74%). LC-MS (M-H⁺) = 326.1

Step 3-4 - Synthesis of 4-oxo-3-(trifluoromethyl)-1,4-dihydro[1]benzopyrano[4,3-b]pyrrole-2-carbaldehyde:

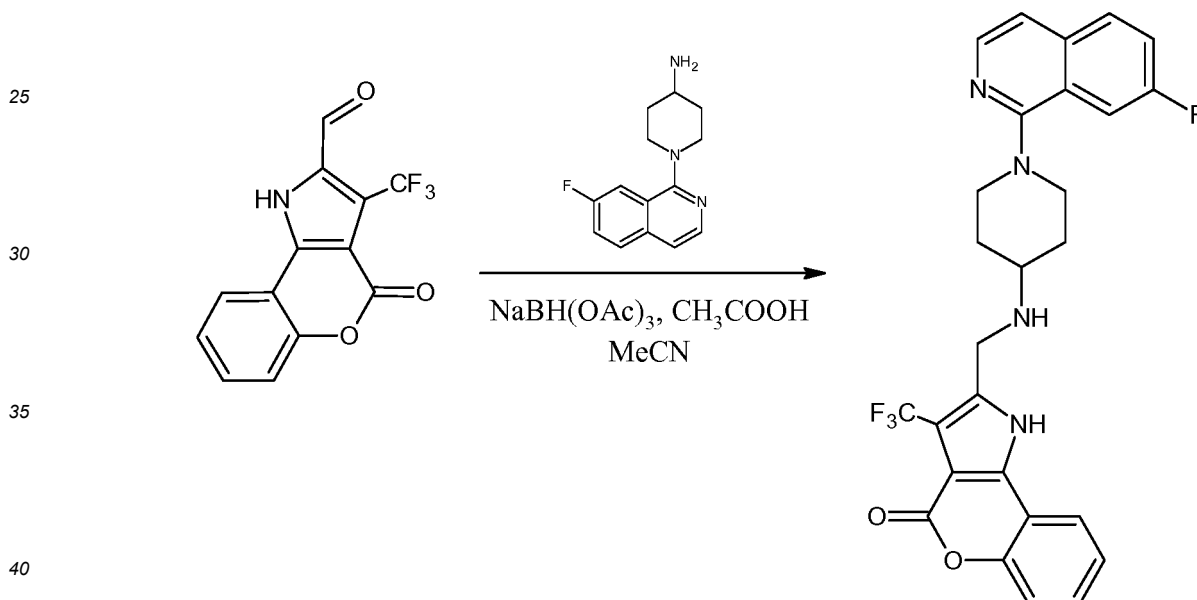
[0277]



15 **[0278]** The title intermediate was prepared according to the procedure described for the synthesis of 4-oxo-1,4-dihydro[1]benzopyrano[4,3-b]pyrrole-2-carbaldehyde (see compound 145) using ethyl 4-oxo-3-(trifluoromethyl)-1,4-dihydro[1]benzopyrano[4,3-b]pyrrole-2-carboxylate (Y=35% over two steps), that was used in the next step without further purification. LC-MS ($\text{M}-\text{H}^+$) = 282.1

Step 5 - Synthesis of 2-([1-(7-fluoroisoquinolin-1-yl)piperidin-4-yl]amino)methyl)-3-(trifluoromethyl)[1]benzopyrano[4,3-b]pyrrol-4(1H)-one (formate salt, compound 153):

20 **[0279]**



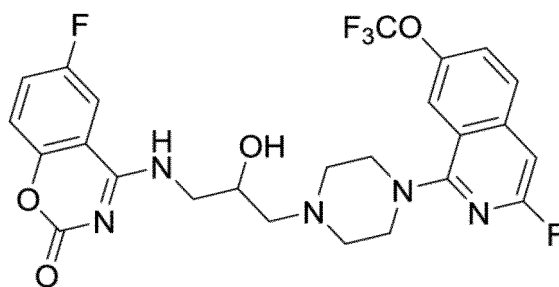
45 **[0280]** Compound 153 was prepared according to the procedure described for the synthesis of compound 145 using 4-oxo-3-(trifluoromethyl)-1,4-dihydro[1]benzopyrano[4,3-b]pyrrole-2-carbaldehyde (Y = 8%). LC-MS ($\text{M}-\text{H}^+$) = 511.3.
 ^1H NMR (500 MHz, $\text{DMSO}-d_6$) δ ppm 1.60 - 1.73 (m, 2 H), 1.98 - 2.08 (m, 2 H), 2.69 - 2.80 (m, 1 H), 2.93 (t, $J=11.60$ Hz, 2 H), 3.67 (d, $J=11.60$ Hz, 2 H), 4.06 (s, 2 H), 7.38 - 7.44 (m, 2 H), 7.44 - 7.48 (m, 1 H), 7.49 - 7.56 (m, 1 H), 7.60 - 7.69 (m, 2 H), 7.99 (dd, $J=8.80, 5.87$ Hz, 1 H), 8.09 (d, $J=5.87$ Hz, 1 H), 8.17 (s, 1 H), 8.22 (dd, $J=7.83, 0.98$ Hz, 1 H).

50 **Preparation of compound 155**

50

[0281]

55

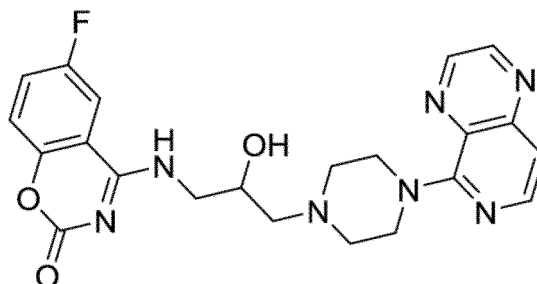


[0282] Compound 155 6-fluoro-4-[(3-{4-[3-fluoro-7-(trifluoromethoxy) isoquinolin-1-yl]piperazin-1-yl}-2-hydroxypropyl)amino]-2H-1,3-benzoxazin-2-one was prepared following the procedure described for the synthesis of compound 149 starting from 2-fluoro-5-trifluoromethoxybenzonitrile. LCMS m/z: 552.2 (M+1).

¹HNMR (400 MHz, CDCl₃+MeOH-d₄): δ ppm 2.48-2.54 (m, 1H), 2.62-2.65 (m, 1H), 2.74-2.75 (m, 2H), 2.87-2.89 (m, 2H), 3.33 (s, 1H), 3.45-3.55 (m, 4H), 3.88 (dd, J = 14.0, 3.6 Hz, 1H), 4.05-4.06 (m, 1H), 6.78 (s, 1H) 7.23-7.27 (m, 2H), 7.34 (dd, J = 8.8, 2.3 Hz, 1H), 7.43 (d, J = 8.8 Hz, 1H), 7.61 (dd, J = 8.4, 2.4 Hz, 1H), 7.23 (d, J = 8.8 Hz, 1H), 7.78 (s, 1H).

Preparation of compound 156

[0283]



[0284] Compound 156 6-fluoro-4-((2-hydroxy-3-(4-(pyrido[3,4-b]pyrazin-5-yl)piperazin-1-yl)propyl)amino)-2H-benzoxazin-2-one was prepared according to the synthesis of compound 149 using 5-chloropyrido[3,4-b]pyrazine, prepared as described for compound 196. LCMS m/z: 452.2 (M+1).

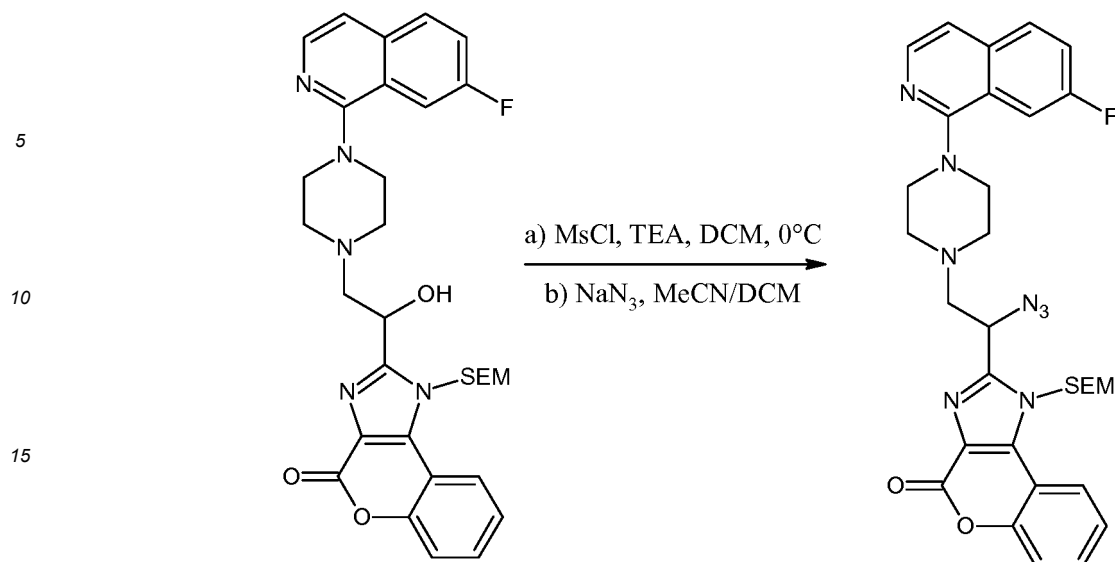
¹HNMR (DMSO-d₆): δ ppm 2.49-2.50 (m, 4H), 3.31-3.34 (m, 3H), 3.37-3.75 (m, 1H), 3.98-3.99 (m, 4H), 4.08-4.09 (m, 1H), 5.00 (d, J = 4.4 Hz, 1H) 7.23 (d, J = 5.6 Hz, 1H), 7.38 (dd, J = 8.8, 4.6 Hz, 1H), 7.60-7.64 (m, 1H), 8.10 (d, J = 8.4 Hz, 1H), 8.25 (d, J = 5.6 Hz, 1H), 8.84 (s, 1H), 8.99 (s, 1H), 9.13-9.14 (m, 1H).

Preparation of compound 158 and 159

[0285] Compound 158 was prepared as described herein below.

Step 1 - Synthesis of 2-{1-azido-2-[4-(7-fluoroisoquinolin-1-yl)piperazin-1-yl]ethyl}-1-[[2-(trimethylsilyl)ethoxy]methyl][1]benzopyrano[3,4-d]imidazol-4(1H)-one:

[0286]

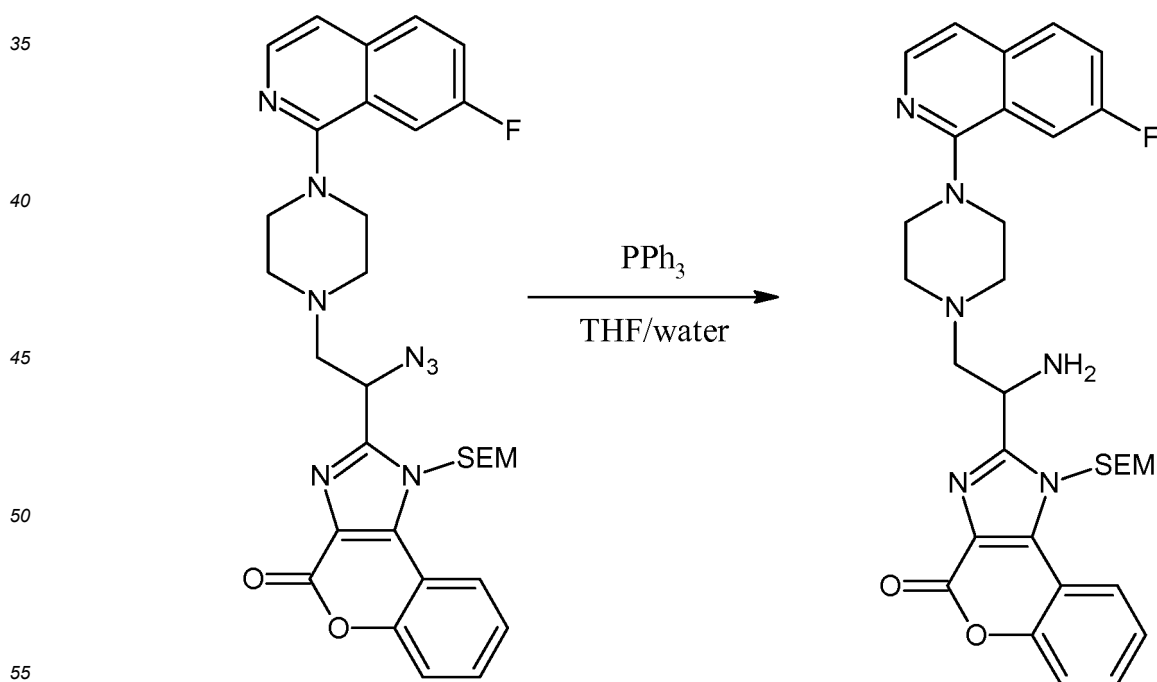


20 **[0287]** 2-{2-[4-(7-fluoroisoquinolin-1-yl)piperazin-1-yl]-1-hydroxyethyl}-1-[[2-(trimethylsilyl)ethoxy]methyl][1]benzopyrano[3,4-d]imidazol-4(1H)-one (279 mg, 0.47 mmol, see compound 152) was dissolved in dry DCM (30 mL), TEA (98 μL, 0.7 mmol) was added and the mixture was cooled to 0°C. MsCl (40 μL, 0.52 mmol) was added and the mixture was stirred for 1 h at 0°C. Sodium azide (244 mg, 3.8 mmol) and MeCN (16 mL) were then added. The mixture was stirred at room temperature overnight then was dilute with DCM. The organic phase was washed with water and concentrated in vacuum. The crude material was purified by Si-column (from 100% Cy to cy/ethyl acetate 6:4) to obtain 134 mg (0.22 mmol, 46% yield) of 2-{2-[4-(7-fluoroisoquinolin-1-yl)piperazin-1-yl]ethyl}-1-[[2-(trimethylsilyl)ethoxy]methyl][1]benzopyrano[3,4-d]imidazol-4(1H)-one. LC-MS (M-H⁺) = 615.3

25

30 Step 2 - Synthesis of 2-{1-amino-2-[4-(7-fluoroisoquinolin-1-yl)piperazin-1-yl]ethyl}-1-[[2-(trimethylsilyl)ethoxy]methyl][1]benzopyrano[3,4-d]imidazol-4(1H)-one:

[0288]

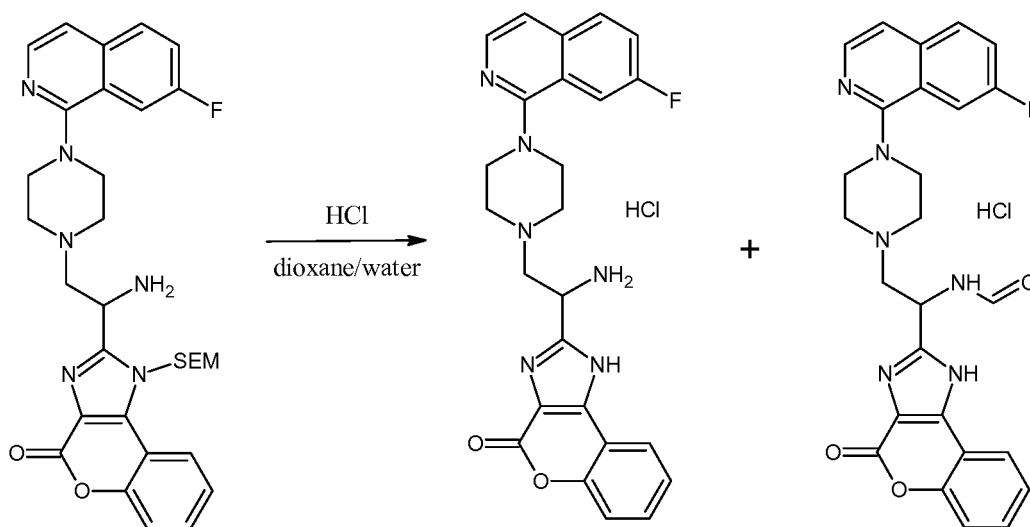


[0289] To a solution of 2-{1-amino-2-[4-(7-fluoroisoquinolin-1-yl)piperazin-1-yl]ethyl}-1-[[2-(trimethylsilyl)ethoxy]methyl][1]benzopyrano[3,4-d]imidazol-4(1H)-one (134 mg, 0.22 mmol) in THF/H₂O 3:1 (44 mL), triphenylphosphine (69

mg, 0.26 mmol) was added. The mixture was stirred at room temperature overnight then DCM was added followed by water. The organic phase was separated and evaporated in vacuum. The crude material was purified by Si-column (DCM/methanol 98:2) to obtain 124 mg (0.21 mmol, 96% yield) of 2-{1-amino-2-[4-(7-fluoroisoquinolin-1-yl)piperazin-1-yl]ethyl}-1-[[2-(trimethylsilyl)ethoxy]methyl][1]benzo pyrano[3,4-d]imidazol-4(1H)-one. LC-MS (M-H⁺) = 589.5

Step 3 - Synthesis of 2-{1-amino-2-[4-(7-fluoroisoquinolin-1-yl)piperazin-1-yl]ethyl}[1]benzopyrano[3,4-d]imidazol-4(1H)-one hydrochloride (compound 158) and N-{2-[4-(7-fluoroisoquinolin-1-yl)piperazin-1-yl]-1-(4-oxo-1,4-dihydro[1]benzopyrano[3,4-d]imidazol-2-yl)ethyl}formamide hydrochloride (compound 159):

[0290]



[0291] 2-{1-amino-2-[4-(7-fluoroisoquinolin-1-yl)piperazin-1-yl]ethyl}-1-[[2-(trimethylsilyl)ethoxy]methyl][1]benzopyrano[3,4-d]imidazol-4(1H)-one (124 mg, 0.21 mmol) was dissolved in 4 M HCl in dioxane (10 mL). Water (1 mL) was added and the mixture was stirred at room temperature for 2 h. The solvent was removed in vacuum, the resulting solid was purified by C-18 reverse chromatography eluting with (water + 0.1% formic acid / methanol +0.1% formic acid). Both 2-{1-amino-2-[4-(7-fluoroisoquinolin-1-yl)piperazin-1-yl]ethyl}[1]benzopyrano[3,4-d]imidazol-4(1H)-one (compound 158) and the corresponding N-{2-[4-(7-fluoroisoquinolin-1-yl)piperazin-1-yl]-1-(4-oxo-1,4-dihydro[1]benzopyrano[3,4-d]imidazol-2-yl)ethyl}formamide (compound 159) were recovered.

[0292] Compound 158: the product was dissolved in DCM and 1 M HCl in diethyl ether was added to obtain 39 mg of the title compound as hydrochloride salt. LC-MS (M-H⁺) = 459.3.

¹H NMR. (500 MHz, METHANOL-d₄) δ ppm 2.87 - 2.98 (m, 2 H), 3.04 - 3.12 (m, 2 H), 3.20 (d, J=6.85 Hz, 2 H), 3.83 - 4.03 (m, 4 H), 4.88 - 4.99 (m, 1 H), 7.46 (t, J=7.60 Hz, 1 H), 7.51 (d, J=7.60 Hz, 1 H), 7.58 - 7.63 (m, 1 H), 7.66 (d, J=6.85 Hz, 1 H), 7.80 (d, J=6.85 Hz, 1 H), 7.88 (td, J=8.80, 2.00 Hz, 1 H), 7.99 (dd, J=9.78, 1.96 Hz, 1 H), 8.05 (d, J=7.60 Hz, 1 H), 8.16 (dd, J=8.80, 5.38 Hz, 1 H).

[0293] Compound 159: the product was dissolved in DCM and 1 M HCl in diethyl ether was added to obtain 3.3 mg of the title compound as hydrochloride salt. LC-MS (M-H⁺) = 487.3.

¹H NMR (500 MHz, METHANOL-d₄) δ ppm 3.70 - 4.01 (m, 9 H), 4.14 (dd, J=13.30, 6.02 Hz, 1 H), 5.98 (t, J=6.90 Hz, 1 H), 7.45 (t, J=7.53 Hz, 1 H), 7.49 - 7.54 (m, 1 H), 7.57 - 7.63 (m, 1 H), 7.66 (d, J=6.27 Hz, 1 H), 7.74 (td, J=8.66, 2.30 Hz, 1 H), 7.95 (dd, J=9.79, 2.26 Hz, 1 H), 8.01 - 8.15 (m, 3 H), 8.38 (s, 1 H).

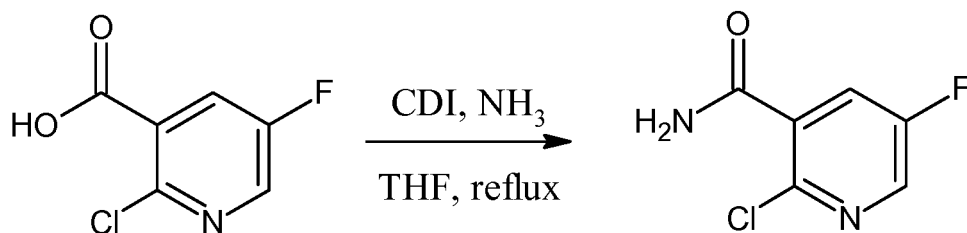
Preparation of compound 162

[0294] Compound 162 was prepared as described herein below.

Step 1 - Synthesis of 2-chloro-5-fluoronicotinamide:

[0295]

5



10 **[0296]** To a solution of 2-chloro-5-fluoronicotinic acid (5.0 g, 28.5 mmol) in THF (50 mL), 1,1'-carbonyl diimidazole (5.38 g, 39 mmol) was added at 0°C. The mixture was refluxed for 3 h then was cooled to 0°C and THF*ammonia (60 mL) was added. After stirring for 12 h at room temperature the reaction mixture was concentrated under reduced pressure and the resulting crude was purified by flash chromatography (5% MeOH in DCM) to give 2-chloro-5-fluoronicotinamide (4.4 g, 88%) as a white solid. LC-MS m/z: 175.2 (M+1). ¹HNMR (300MHz, DMSO-d₆): δ ppm 7.87 (br. s, 1H), 8.00 (d, J = 8.0 Hz, 1H), 8.10 (br. s, 1H), 8.53 (d, J = 2.9 Hz, 1H).

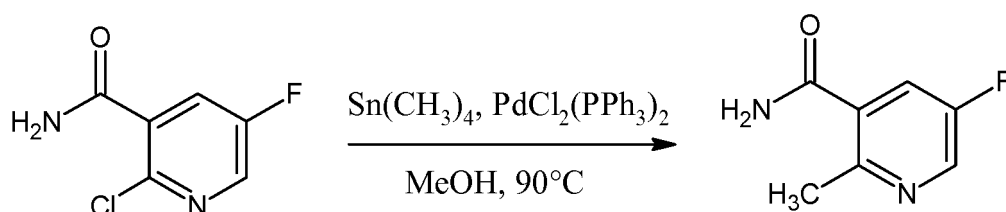
15

Step 2 - Synthesis of 5-fluoro-2-methylnicotinamide:

20

[0297]

25



30

30 **[0298]** A solution of 2-chloro-5-fluoronicotinamide (4.2 g, 24.0 mmol) in DMF (42 mL) was purged for 15 min under argon. Tin tetramethyl (8.58 g, 48 mmol) and bis(triphenylphosphine)palladium(II) dichloride (0.84 g, 1.2 mmol) were added and the resulting mixture was stirred at 90°C for 6 h and then filtered through a celite bed. The filtrate was concentrated under reduced pressure and the resulting crude was purified by flash chromatography (5% MeOH in DCM) to give 5-fluoro-2-methylnicotinamide (2.15 g, 58%) as a pale brown solid. LC-MS m/z: 155.2 (M+1). ¹HNMR (400MHz, DMSO-d₆): δ ppm 2.53 (s, 3H), 7.71-7.68 (m, 2H), 7.98 (s, 1H), 8.49 (d, J = 2.9 Hz, 1H).

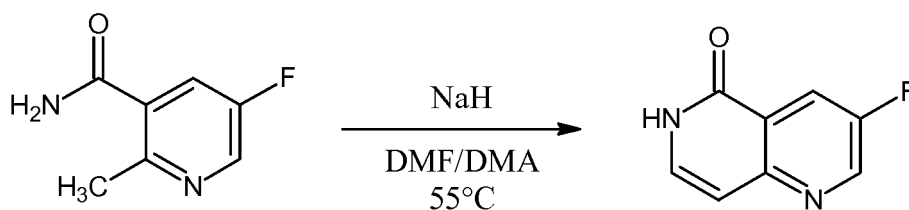
35

Step 3 - Synthesis of 3-fluoro-1,6-naphthyridin-5(6H)-one:

40

[0299]

45



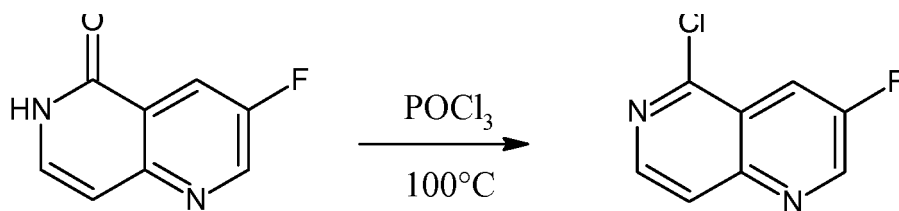
50

50 **[0300]** A mixture of 5-fluoro-2-methylnicotinamide (1.6 g, 10 mmol) in anhydrous DMF/DMA (3.2 mL) was heated at 55°C for 3 h. The reaction mixture was concentrated under reduced pressure and anhydrous DMF (10 mL) was added to the resulting crude. Then NaH (60% in mineral oil, 620 mg, 15.5 mmol) was added at 0°C and the mixture was heated at 85°C for 3 h, cooled, diluted with water and neutralized by using conc. HCl. The reaction mass was concentrated under reduced pressure and the resulting crude was purified by flash chromatography (5% MeOH.NH₃ in DCM) to give 3-fluoro-1,6-naphthyridin-5(6H)-one as an off-white solid (150 mg, 9%). LCMS m/z: 165.2 (M+1). ¹HNMR (300MHz, DMSO-d₆): δ ppm 6.66 (d, J = 7.5 Hz, 1H), 7.46-7.40 (m, 1H), 8.27-8.21 (m, 1H), 8.96 (d, J = 3 Hz, 1H), 11.7 (br.s, 1H).

55

Step 4 - Synthesis of 5-chloro-3-fluoro-1,6-naphthyridine:

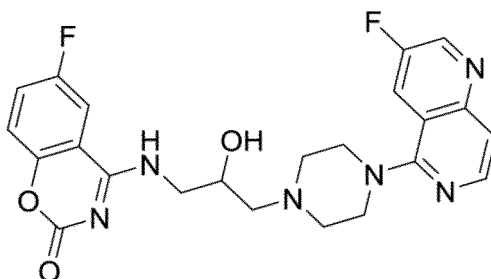
[0301]



10 **[0302]** A mixture of 3-fluoro-1,6-naphthyridin-5(6H)-one (150 mg, 0.9 mmol) and phosphorous oxychloride (3.48 g, 23 mmol) was heated to 100°C for 3 h. The reaction mixture was cooled to room temperature and concentrated under reduced pressure to remove excess POCl₃. The resulting crude was dissolved in EtOAc and washed with sat. NaHCO₃ and water. The organic layer was dried over sodium sulfate and concentrated to obtain 5-chloro-3-fluoro-1,6-naphthyridine (152 mg, 91.5%) as a pale brown solid. This was used as such in the next step without further purification. LC-MS m/z: 183.2 (M+1).

15 Step 5 - Synthesis of 6-fluoro-4-({3-[4-(3-fluoro-1,6-naphthyridin-5-yl)piperazin-1-yl]-2-hydroxypropyl}amino)-2H-1,3-benzoxazin-2-one (compound 162):

20 **[0303]**

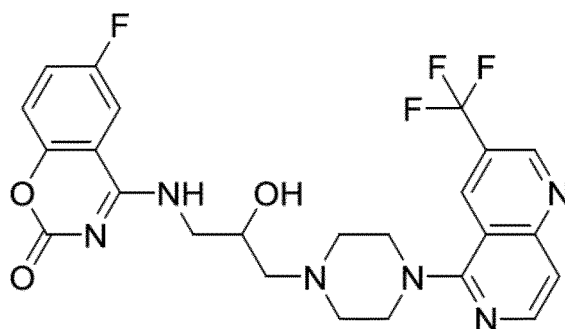


30 **[0304]** The title compound was prepared according to the synthesis described for compound 149 using 5-chloro-3-fluoro-1,6-naphthyridine. LCMS m/z: 469.2 (M+1).

35 ¹HNMR (400 MHz, DMSO-d₆): δ ppm 2.78-2.58 (m, 6H), 3.44-3.34 (m, 5H), 3.73-3.71 (m, 1H), 4.08-4.06 (m, 1H), 5.04-5.02 (m, 1H), 7.41-7.37 (m, 1H), 7.49 (d, J = 5.6 Hz, 1H), 7.65-7.61 (m, 1H), 8.18-8.11 (m, 2H), 8.31 (d, J = 8 Hz, 1H), 9.17-9.10 (m, 2H).

Preparation of compound 163

40 **[0305]**



50 **[0306]** Compound 163 6-fluoro-4-[(2-hydroxy-3-{4-[3-(trifluoromethyl)-1,6-naphthyridin-5-yl]piperazin-1-yl}propyl)amino]-2H-1,3-benzoxazin-2-one was prepared according to the synthesis described for compound 162 starting from 2-chloro-5-(trifluoromethyl)pyridine-3-carboxylic acid. LCMS m/z: 519.2 (M+1).

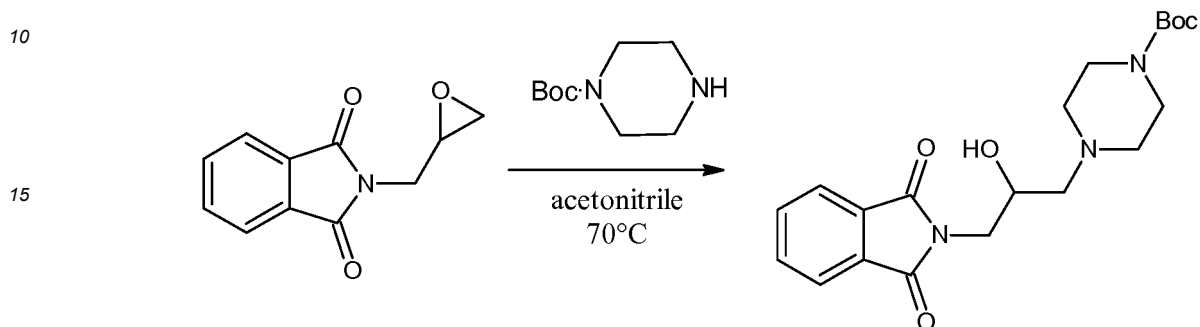
55 ¹HNMR (DMSO d₆): δ ppm 2.26-2.18 (m, 4H), 3.62-3.72 (m, 8H), 4.24 (br. s, 1H), 7.18-7.21 (m, 1H), 7.21-7.34 (m, 2H), 7.51 (d, J = 6.0 Hz, 1H), 7.74-7.75 (m, 1H), 8.35 (d, J = 6.0 Hz, 1H), 8.52 (s, 1H), 9.09 (s, 1H).

Preparation of compound 166

[0307] Compound 166 was prepared as described herein below.

5 Step 1 - Synthesis of *tert*-butyl 4-[3-(1,3-dioxo-1,3-dihydro-2H-isoindol-2-yl)-2-hydroxypropyl]piperazine-1-carboxylate:

[0308]

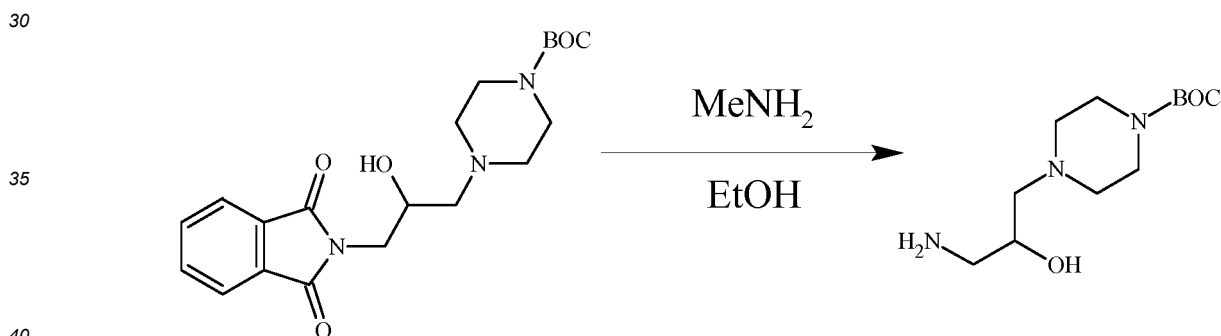


[0309] A mixture of *N*-Boc-piperazine (15 g, 81 mmol) and *N*-(2,3-epoxypropyl)phthalimide (16.4 g, 81 mmol) in acetonitrile (100 mL) was heated at 70°C for 6 h. The reaction mixture was cooled to room T, concentrated under vacuum and the residue was purified via flash chromatography (silica gel, CHCl₃/MeOH 9/1) to give 20.4 g of a brown solid (52 mmol, Y=64%). LC-MS (M-H⁺) = 390.1

25

Step 2 - Synthesis of *tert*-butyl 4-(3-amino-2-hydroxypropyl)piperazine-1-carboxylate:

[0310]



45

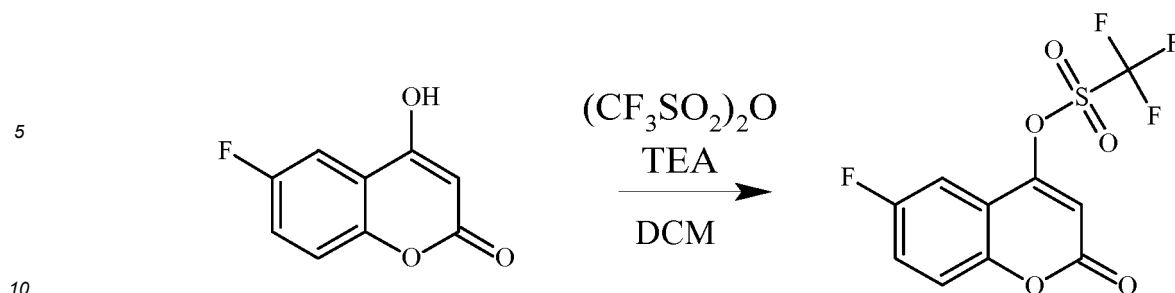
[0311] A solution of *tert*-butyl 4-[3-(1,3-dioxo-1,3-dihydro-2H-isoindol-2-yl)-2-hydroxypropyl]piperazine-1-carboxylate (20.4 g, 52 mmol) and 30% methylamine in EtOH (215 mL) was heated at 50°C in a sealed tube overnight. The mixture was cooled to room temperature and filtered. The filtrate was concentrated under vacuum and purified by flash chromatography (silica gel, CHCl₃/MeOH 9/1) to give *tert*-butyl 4-(3-amino-2-hydroxypropyl)piperazine-1-carboxylate (6.2 g, 24 mmol, Y= 46%). LC-MS (M-H⁺) = 260.1

50

Step 3 - Synthesis of 6-fluoro-2-oxo-2H-chromen-4-yl trifluoromethanesulfonate:

[0312]

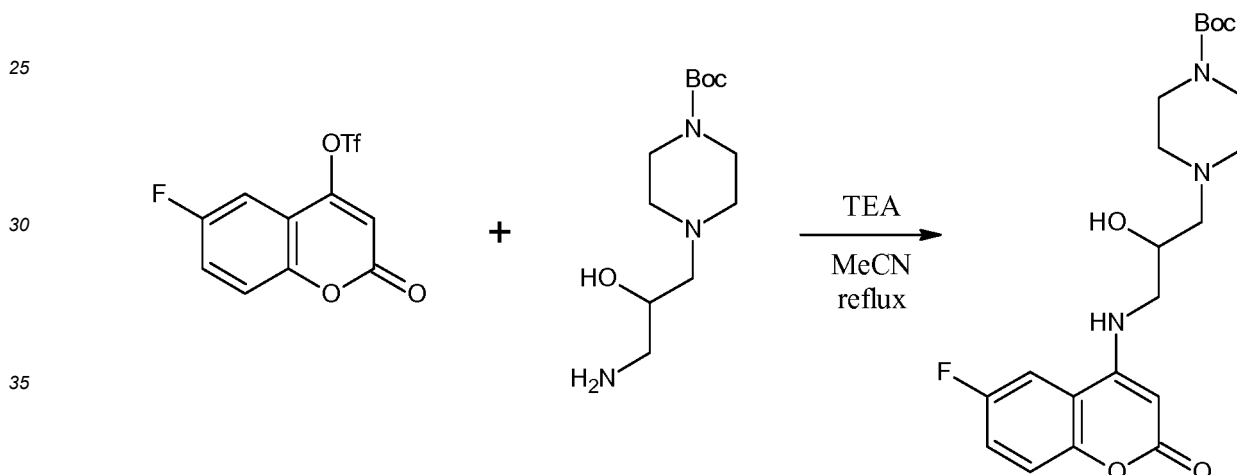
55



15 **[0313]** A solution of 6-fluoro-4-hydroxy-2H-chromen-2-one (10 g, 55.5 mmol) and TEA (15.5 mL, 111 mmol) in DCM (150 mL) was cooled at -10°C. Trifluoromethanesulfonic anhydride (10.3 mL, 61.1) in DCM (10 mL) was added drop wise. The mixture was stirred at -10°C for 2 h and at room temperature overnight. The mixture was diluted with hexane/diethyl ether 1/1, the solid was filtered through a silica bed and concentrated to give a solid (11.2 g, 35 mmol, Y=63%) that was used without any further purification. GC-MS = 312.0

20 Step 4 - Synthesis of *tert*-butyl 4-{3-[(7-fluoro-2-oxo-2H-1-benzopyran-4-yl)amino]-2-hydroxypropyl}piperazine-1-carboxylate:

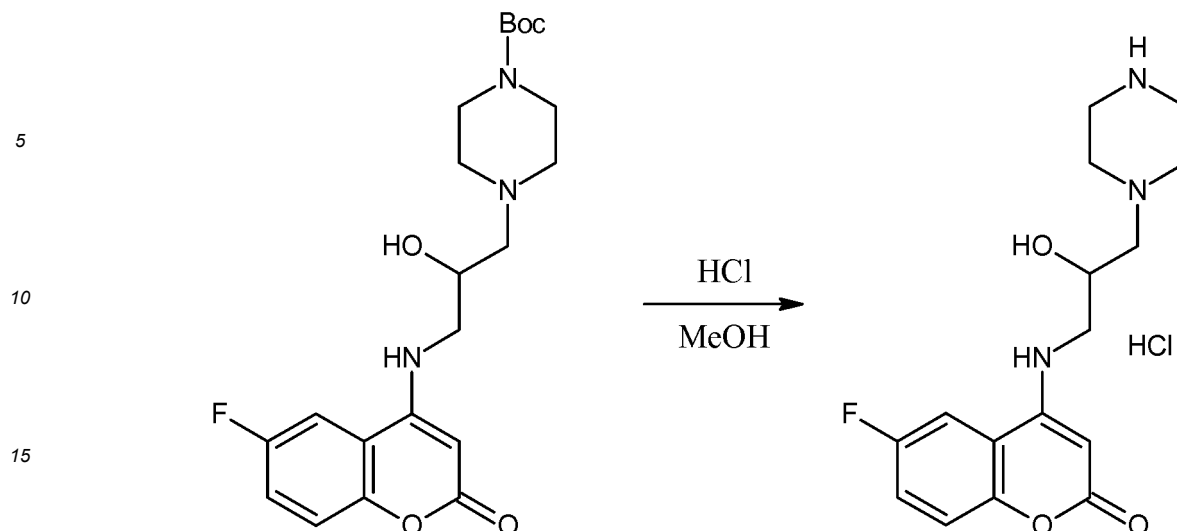
25 **[0314]**



40 **[0315]** Triethylamine (4 mL, 28.7 mmol) in acetonitrile (20 mL) was added drop wise to a stirred solution of 6-fluoro-2-oxo-2H-chromen-4-yl trifluoromethanesulfonate (7.5 g, 23.9 mmol) and *tert*-butyl 4-(3-amino-2-hydroxypropyl)piperazine-1-carboxylate (6.2 g, 23.9 mmol) in dry acetonitrile (50 ml). Once the addition was complete, the solution was heated at reflux for 2 hours. The reaction mixture was cooled to room temperature, diluted with DCM and washed with saturated NaHCO₃ and water. The organic phase was then separated, dried over sodium sulfate and evaporated in vacuum. The crude material was purified by flash chromatography (silica gel, from 100% CHCl₃ to CHCl₃/MeOH 85/15) to obtain *tert*-butyl 4-{3-[(7-fluoro-2-oxo-2H-1-benzopyran-4-yl)amino]-2-hydroxypropyl}piperazine-1-carboxylate (4.2 g, 10 mmol, Y = 42%). LC-MS (M-H⁺): 422.2

50 Step 5 - Synthesis of 7-fluoro-4-{[2-hydroxy-3-(piperazin-1-yl)propyl]amino}-2H-1-benzopyran-2-one hydrochloride:

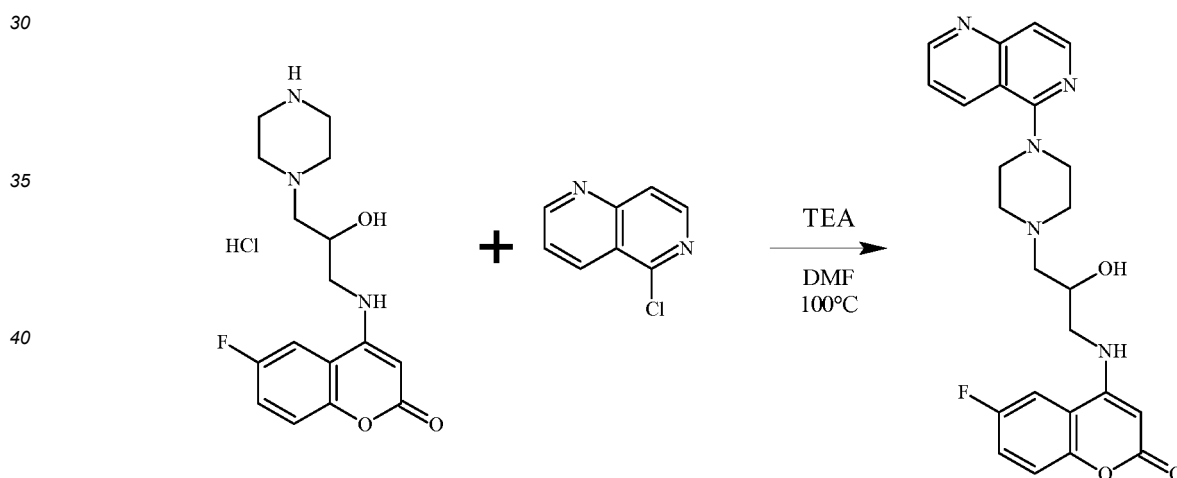
55 **[0316]**



20 **[0317]** *tert*-butyl-4-{3-[(7-fluoro-2-oxo-2H-1-benzopyran-4-yl)amino]-2-hydroxy propyl}piperazine-1-carboxylate (4 g, 9.5 mmol) was dissolved in MeOH (30 mL), 1.25 M HCl in MeOH (4.5 mL) was added and the mixture was refluxed for 2 h. After cooling the white solid was filtered and dried to give 7-fluoro-4-[[2-hydroxy-3-(piperazin-1-yl)propyl]amino]-2H-1-benzopyran-2-one hydrochloride (3.4 g, Y = quant.) that was progressed without further purification. LC-MS (M-H⁺): 322.2

25 Step 6 - Synthesis of 6-fluoro-4-[[2-hydroxy-3-[4-(1,6-naphthyridin-5-yl)piperazin-1-yl]propyl]amino]-2H-1-benzopyran-2-one (compound 166):

[0318]



50 **[0319]** To a solution of 7-fluoro-4-[[2-hydroxy-3-(piperazin-1-yl)propyl]amino]-2H-1-benzopyran-2-one hydrochloride (261 mg, 0.73 mmol) and TEA (0.2 mL, 1.46 mmol) in DMF (3 mL) 5-chloro-1,6-naphthyridine (80 mg, 0.49 mmol) was added. The mixture was stirred at 100°C for 18 h then was cooled, diluted with water and extracted with EtOAc. The organic layer was dried over sodium sulfate, concentrated under vacuum and the crude residue was purified by flash chromatography (silica gel, CHCl₃/MeOH 95/5) to obtain 95 mg (0.21 mmol, Y=29%) of the title compound. LC-MS (M-H⁺): 450.2.

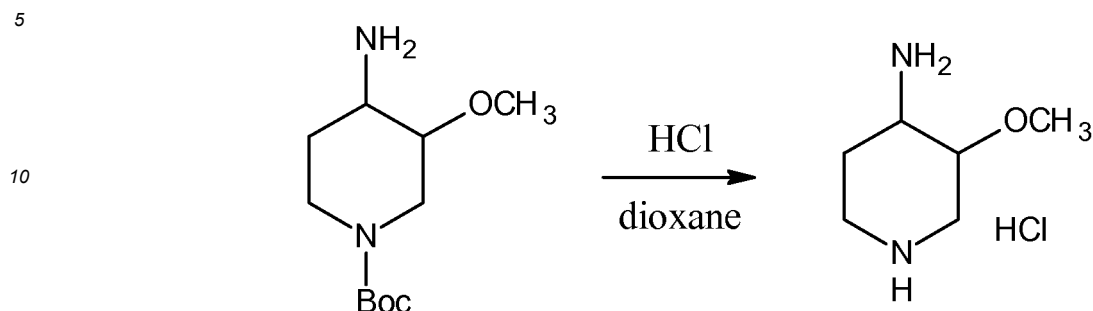
¹H NMR (300MHz, CHLOROFORM-d) δ = 9.01 (dd, J = 1.2, 4.3 Hz, 1 H), 8.42 - 8.33 (m, 2 H), 7.53 (d, J = 5.9 Hz, 1 H), 7.45 (dd, J = 4.3, 8.4 Hz, 1 H), 7.36 - 7.19 (m, 4 H), 5.78 (t, J = 4.3 Hz, 1 H), 5.36 (s, 1 H), 4.26 - 4.10 (m, 1 H), 3.50 (s, 6 H), 3.28 - 3.15 (m, 1 H), 3.05 - 2.93 (m, 2 H), 2.81 - 2.70 (m, 2 H), 2.62 (d, J = 6.8 Hz, 2 H).

Preparation of compound 171

[0320] Compound 171 was prepared as described herein below.

Step 1 - Synthesis of 3-methoxypiperidin-4-amine dihydrochloride:

[0321]

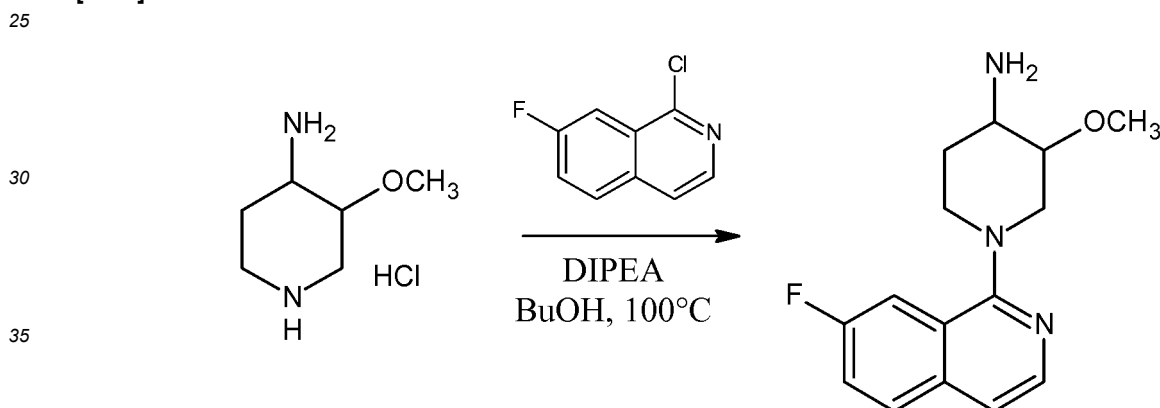


20

[0322] A solution of *tert*-butyl 4-amino-3-methoxypiperidine-1-carboxylate (900 mg, 3.9 mmol) in 1,4-dioxane (10 mL) was cooled to 0-5 °C. 4M HCl in dioxane (9 mL) was added. After stirring 2 h at room temperature the reaction mixture was concentrated under reduced pressure. The resulting crude was triturated with petroleum ether (3 x 25 mL), filtered and dried under reduced pressure to afford 3-methoxypiperidin-4-amine dihydrochloride (700 mg, crude) as an off-white solid. LS-MS (ELSD) m/z: 131.2 (M+H).

Step 2 - Synthesis of 1-(7-fluoroisoquinolin-1-yl)-3-methoxypiperidin-4-amine:

[0323]



40

45

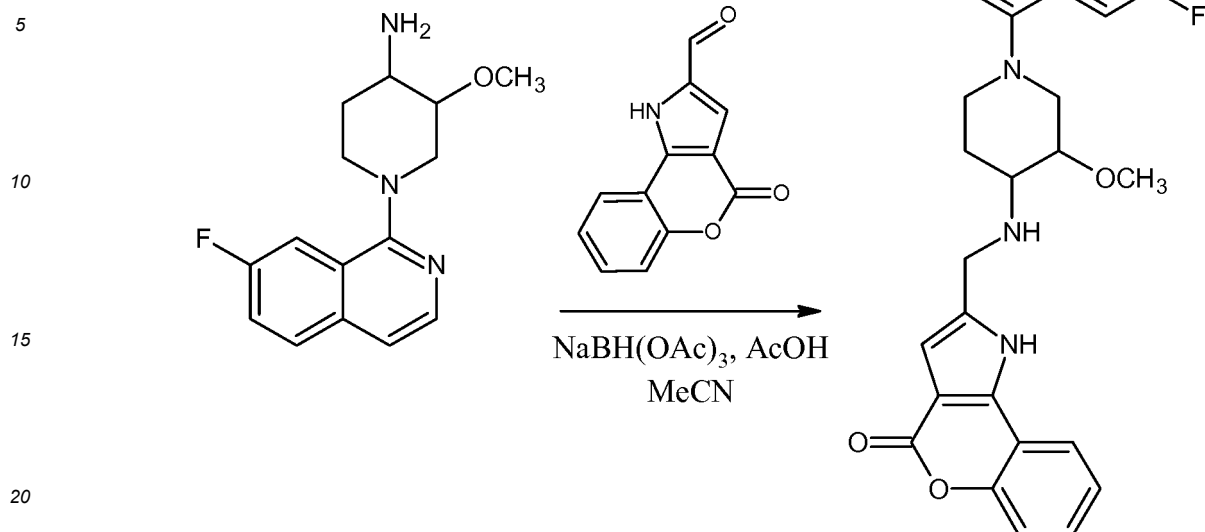
[0324] To a stirred solution of 3-methoxypiperidin-4-amine dihydrochloride (700 mg, 3.4 mmol) in 1-butanol (3 mL), DIPEA (1.07 g, 8.28 mmol) was added. After stirring 15 min at room temperature 1-chloro-7-fluoroisoquinoline (300 mg, 1.6 mmol) was added. The mixture was stirred at 100°C for 48 h then was cooled and concentrated at under reduced pressure. The residue was diluted with water (25 mL) and extracted with EtOAc (3 x 50 mL). The combined organic layers were washed with brine (20 mL), dried over sodium sulfate and evaporated under vacuum. The resulting crude was purified by flash chromatography (silica gel, 8-10% MeOH in DCM) to afford 1-(7-fluoroisoquinolin-1-yl)-3-methoxypiperidin-4-amine (150 mg, 32.9%) as a pale yellow solid. LS-MS m/z: 276.1 (M+H).

Step 3 - Synthesis of 2-({1-(7-fluoroisoquinolin-1-yl)-3-methoxypiperidin-4-yl}amino)methyl)[1]benzopyrano[4,3-b]pyrrol-4(1H)-one (compound 171):

[0325]

50

55

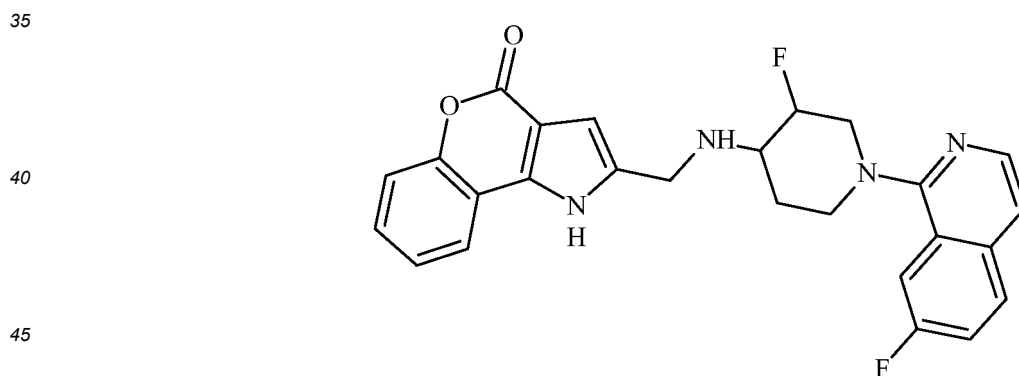


[0326] The title compound was prepared according to the procedure described for the synthesis of compound 145 using 1-(7-fluoroisoquinolin-1-yl)-3-methoxypiperidin-4-amine. A purification by flash chromatography (silica gel, 5% MeOH in DCM) followed by chiral SFC separation afforded 2-((1-(7-fluoroisoquinolin-1-yl)-3-methoxypiperidin-4-yl)amino)methyl[1]benzopyrano[4,3-b]pyrrol-4(1H)-one (unassigned stereo-isomer, Y = 11%). LC-MS (M-H⁺) = 473.2.

¹H NMR (DMSO d₆): δ ppm 12.60 (brs, 1H), 8.08 (d, J = 5.6 Hz, 2H), 8.07-7.97 (m, 1H), 7.77-7.74 (m, 1H), 7.66-7.62 (m, 1H), 7.45-7.34 (m, 4H), 6.58 (s, 1H), 3.92-3.91 (m, 2H), 3.72-3.63 (m, 3H), 3.33-3.29 (m, 3H), 3.11-3.08 (m, 2H), 2.93-2.91 (m, 1H), 1.91-1.83 (m, 2H).

Preparation of compound 172

[0327]



[0328] Compound 172 was prepared according to the procedure described for the synthesis of compound 171 using *tert*-butyl 4-amino-3-fluoropiperidine-1-carboxylate. A purification by flash chromatography (silica gel, 5% MeOH in DCM) followed by chiral SFC separation afforded 2-((1-(7-fluoroisoquinolin-1-yl)-3-methoxypiperidin-4-yl)amino)methyl[1]benzopyrano[4,3-b]pyrrol-4(1H)-one (unassigned stereoisomer, Y = 7%). LS-MS m/z : 461.2 (M+1).

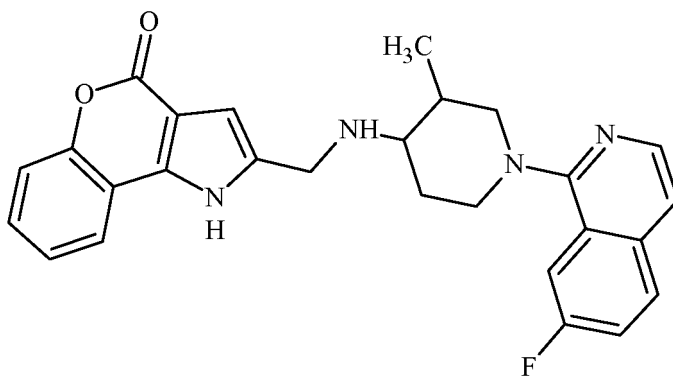
¹H NMR (400 MHz, DMSO-d₆): δ ppm 12.56 (brs, 1H), 8.11-8.08 (m, 2H), 8.02-7.98 (m, 1H), 7.75 (d, J = 10.4 Hz, 1H), 7.67-7.62 (m, 1H), 7.46-7.34 (m, 4H), 6.60 (s, 1H), 5.07-4.95 (m, 1H), 3.99-3.93 (m, 3H), 3.74-3.71 (m, 1H), 3.22-2.99 (m, 1H), 2.97-2.78 (m, 2H), 1.98-1.97 (m, 2H).

Preparation of compound 177

[0329]

5

10



15

20

[0330] 2-((1-(7-fluoroisoquinolin-1-yl)-3-methylpiperidin-4-yl)amino)methyl [1]benzopyrro[4,3-b]pyrrol-4(1H)-one was prepared according to the procedure described for the synthesis of compound 171 using *tert*-butyl 4-amino-3-methylpiperidine-1-carboxylate. A purification by flash chromatography (silica gel, 0-6% MeOH in DCM) followed by chiral SFC separation afforded the title compound (unassigned stereoisomer, Y = 7%). LS- MS m/z: 457.2 (M+H). ¹HNMR (DMSO d₆): δ ppm 12.55 (brs, 1H), 8.09-8.06 (m, 2H), 8.01-7.97 (m, 1H), 7.67-7.62 (m, 2H), 7.45-7.35 (m, 4H), 6.59 (s, 1H), 4.01-3.98 (m, 1H), 3.90-3.86 (m, 1H), 3.72-3.69 (m, 1H), 3.62-3.59 (m, 1H), 2.89 (t, J = 12Hz, 1H), 2.68-2.60 (m, 1H), 2.33-2.15 (m, 2H), 1.86-1.80 (m, 1H), 1.65-1.60 (m, 1H), 1.01 (d, J = 6.8 Hz, 3H).

Preparation of compound 184

25

[0331] Compound 184 was prepared as described herein below.

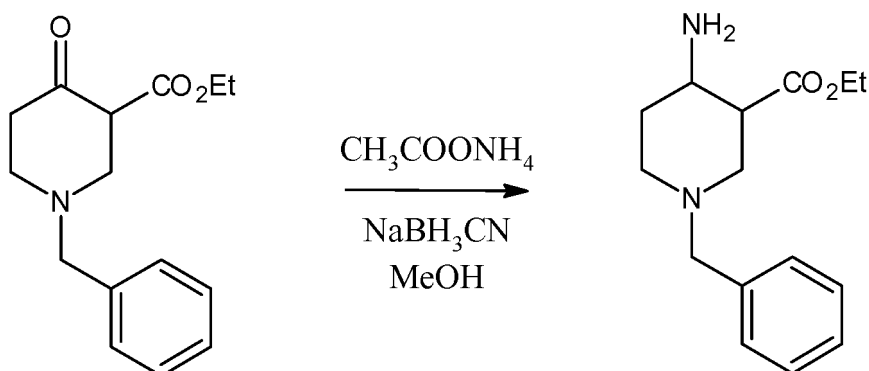
Step 1 - Synthesis of ethyl 4-amino-1-benzylpiperidine-3-carboxylate:

30

35

40

[0332]



45

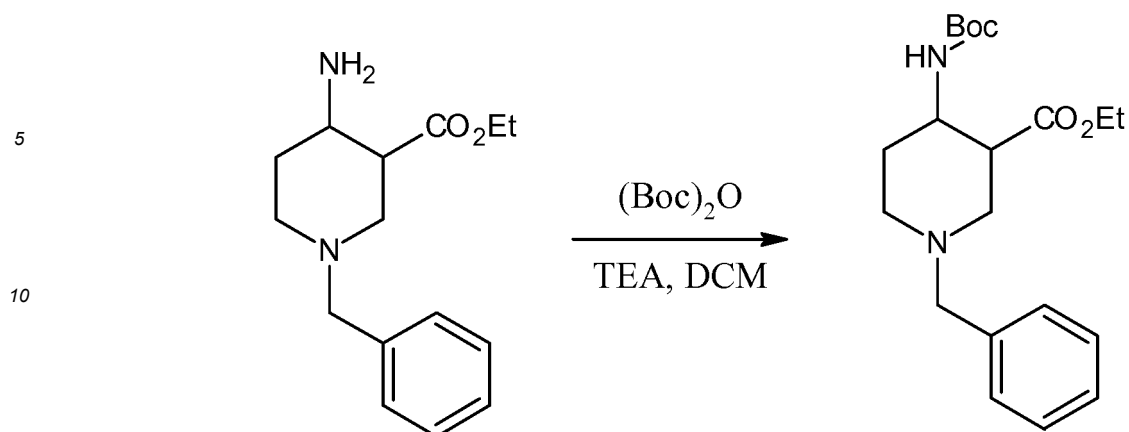
[0333] The title compound as *syn/anti* racemic mixture was prepared according to the procedure described for intermediate *tert*-butyl 4-amino-3-(benzyloxy)piperidine-1-carboxylate (see compound 186) using ethyl 1-benzyl-4-oxopiperidine-3-carboxylate (Y=65%). LS-MS m/z: 263.2 (M+H).

Step 2 - Synthesis of ethyl 1-benzyl-4-[(*tert*-butoxycarbonyl)amino]piperidine-3-carboxylate:

50

[0334]

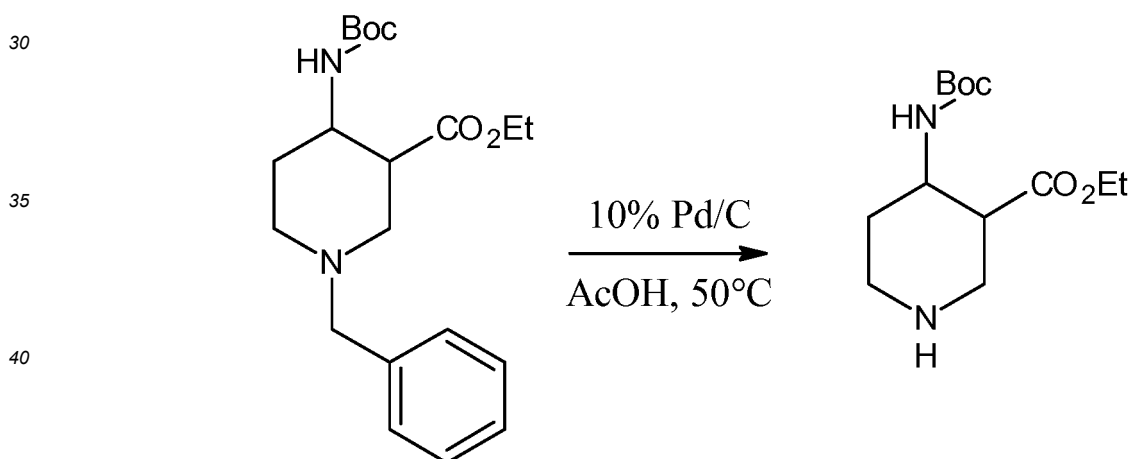
55



20 **[0335]** To a cool (0-5 °C) solution of ethyl 4-amino-1-benzylpiperidine-3-carboxylate (6 g, 22.87 mmol) in DCM (20 mL) TEA (9.5 mL, 68.61 mmol) and Boc anhydride (5.98 g, 27.4 mmol) were added slowly. After stirring for 4 h at room temperature the mixture was diluted with water (25 mL) and extracted with DCM (3 x 30 mL). The combined organic layers were washed with water (25 mL) and brine solution (25 mL), dried over sodium sulfate and concentrated under vacuum. The resulting crude was purified by flash chromatography (silica gel, 30-35% EtOAc in pet ether) to give the title compound as *syn/anti* racemic mixture (1.4 g). LS-MS *m/z*: 363.2 (M+H). ¹H NMR (400 MHz, CDCl₃): δ ppm 7.31-7.28 (m, 5H), 5.32 (brs, 1H), 4.17-4.12 (m, 3H), 3.90-3.80 (m, 1H), 3.60-3.31 (m, 2H), 3.15-3.08 (m, 1H), 2.79-2.76 (m, 1H), 2.24-2.20 (m, 3H), 2.09-2.06 (m, 1H), 1.61-1.59 (m, 1H), 1.45 (s, 9H), 1.22-1.18 (m, 2H).

25 Step 3 - Synthesis of ethyl 4-[(*tert*-butoxycarbonyl)amino]piperidine-3-carboxylate:

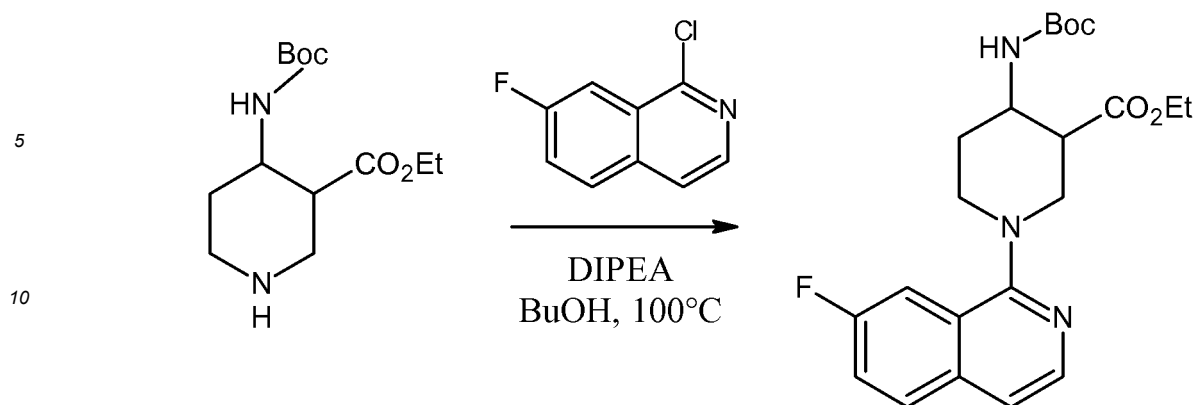
[0336]



45 **[0337]** To a stirred solution of ethyl 1-benzyl-4-[(*tert*-butoxycarbonyl)amino]piperidine-3-carboxylate (1.4 g, 3.86 mmol) in AcOH (30 mL) 10% Pd/C (140 mg, 50% wet) was added at room temperature under nitrogen atmosphere. The reaction mixture was hydrogenated at 50°C for 24h then was filtered on a celite bed and the filtrate was concentrated under reduced pressure to afford ethyl 4-[(*tert*-butoxycarbonyl)amino]piperidine-3-carboxylate (900 mg, 85% yield) as *syn/anti* racemic mixture. LS-MS (ELSD) *m/z*: 273.2 (M+H). ¹H NMR (400 MHz, CDCl₃): δ ppm 5.56-5.45 (m, 1H), 4.33-4.12 (m, 2H), 3.90-3.78 (m, 1H), 3.45-3.33 (m, 1H), 3.15-3.01 (m, 1H), 2.86-2.68 (m, 3H), 1.88-1.76 (m, 3H), 1.45 (s, 9H), 1.32-1.23 (m, 3H).

Step 4 - Synthesis of ethyl 4-[(*tert*-butoxycarbonyl)amino]-1-(7-fluoroisoquinolin-1-yl)piperidine-3-carboxylate:

55 **[0338]**

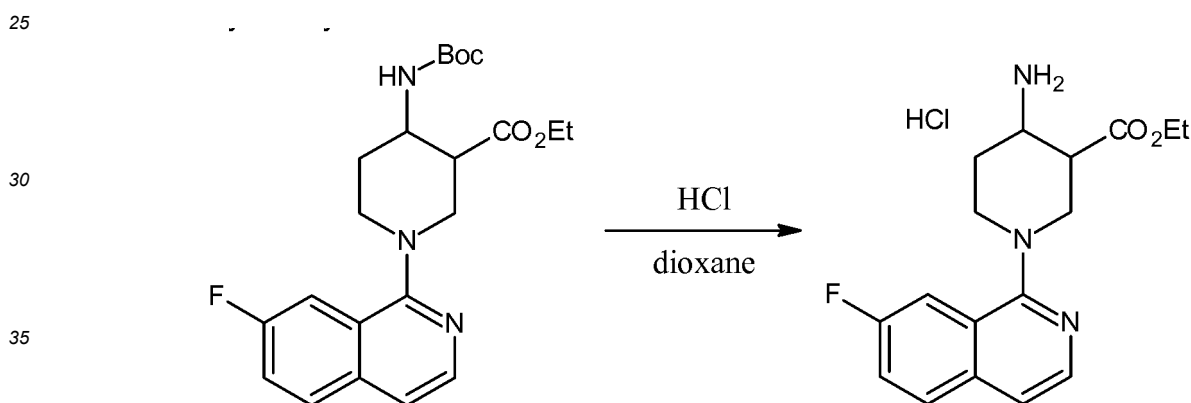


15 **[0339]** The title compound as *syn/anti* racemic mixture was prepared according to the procedure described for intermediate 1-(7-fluoroisoquinolin-1-yl)-3-methoxypiperidin-4-amine (see compound 171) using ethyl 4-[(*tert*-butoxycarbonyl)amino]piperidine-3-carboxylate (Y=24%). LS-MS m/z: 418.2 (M+H). ¹HNMR (CDCl₃): δ ppm 8.18-8.16 (m, 1H), 7.91-7.88 (m, 1H), 7.87-7.85 (m, 1H), 7.52-7.44 (m, 1H), 7.35-7.30 (m, 1H), 5.67 (brs, 1H), 4.29-4.01 (m, 4H), 3.35-3.33 (m, 1H), 3.20-3.18 (m, 1H), 2.45-2.42 (m, 2H), 2.08-1.98 (m, 2H), 1.45 (s, 9H), 1.25-1.17 (m, 3H).

20

Step 5 - Synthesis of ethyl 4-amino-1-(7-fluoroisoquinolin-1-yl)piperidine-3-carboxylate hydrochloride:

[0340]



40 **[0341]** The title compound as *syn/anti* racemic mixture was prepared according to the procedure described for intermediate 3-methoxypiperidin-4-amine dihydrochloride (see compound 171) using ethyl 4-[(*tert*-butoxycarbonyl)amino]-1-(7-fluoroisoquinolin-1-yl)piperidine-3-carboxylate (Y=88%). LS-MS m/z: 318.1 (M+H).

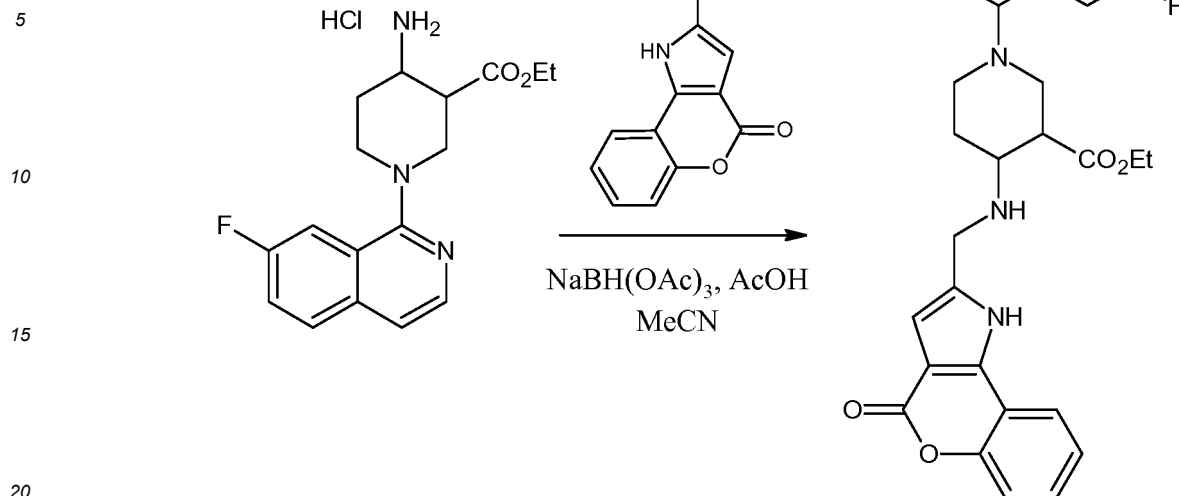
Step 6 - Synthesis of ethyl 1-(7-fluoroisoquinolin-1-yl)-4-[[4-oxo-1,4-dihydro[1]benzopyrano[4,3-b]pyrrol-2-yl)methyl]amino]piperidine-3-carboxylate (compound 184):

45

[0342]

50

55



[0343] The title compound as *syn/anti* racemic mixture was prepared according to the procedure described for the synthesis of compound 145 using ethyl 4-amino-1-(7-fluoroisoquinolin-1-yl)piperidine-3-carboxylate hydrochloride (Y=9%). LS-MS m/z: 515.2 (M+H).

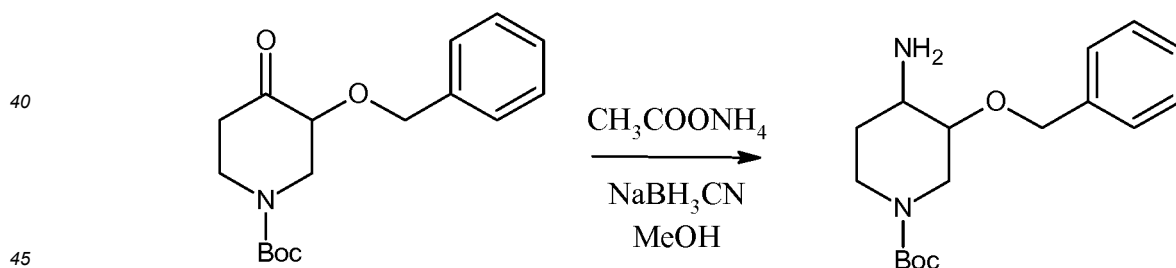
¹H NMR (400 MHz, DMSO-d₆): δ ppm 12.48 (brs, 1H), 8.12 (d, J = 5.6 Hz, 1H), 8.06 (d, J = 7.6 Hz, 1H), 8.03 - 7.98 (m, 1H), 7.71 - 7.63 (m, 2H), 7.46 - 7.24 (m, 4H), 6.59 (s, 1H), 4.07 - 3.84 (m, 5H), 3.59 - 3.11 (m, 5H), 2.08 - 1.92 (m, 2H), 1.04-1.03 (m, 3H).

Preparation of compound 186

[0344] Compound 186 was prepared as described herein below.

Step 1 - Synthesis of *tert*-butyl 4-amino-3-(benzyloxy)piperidine-1-carboxylate:

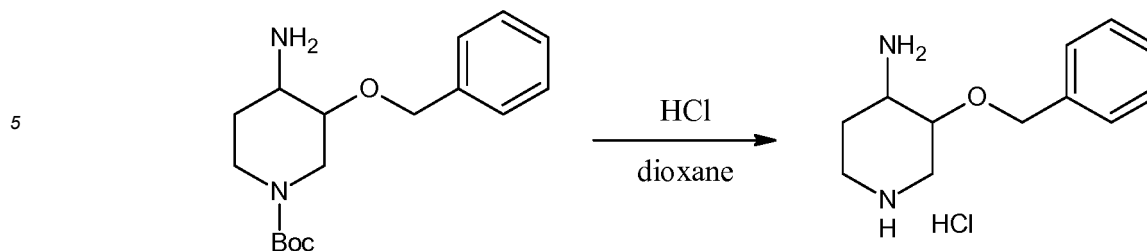
[0345]



[0346] A solution of *tert*-butyl 3-(benzyloxy)-4-oxopiperidine-1-carboxylate (1.9 g, 6.2 mmol) and ammonium acetate (3.35 g, 43.5 mmol) in methanol (100 mL) was stirred 2 h at room temperature then was cooled to 10°C. Sodium cyanoborohydride (580 mg, 9.3 mmol) was added and the mixture was stirred at room temperature for 18 h. The reaction mixture was concentrated under vacuum, diluted with water (20 mL) and extracted with EtOAc (3 x 50 mL). The combined organic layers were washed with brine (40 mL), dried over sodium sulfate and concentrated in vacuum to afford crude *tert*-butyl 4-amino-3-(benzyloxy)piperidine-1-carboxylate (1.6 g) as a pale green gummy. This crude was progressed as such to the next step without further purification. LS-MS m/z: 307.1 (M+H).

Step 2 - Synthesis of 3-(benzyloxy)piperidin-4-amine dihydrochloride:

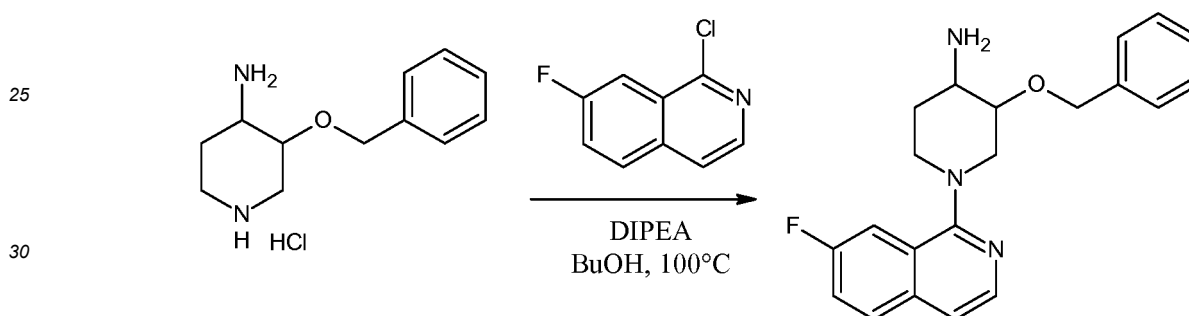
[0347]



15 **[0348]** A stirred solution of *tert*-butyl 4-amino-3-(benzyloxy)piperidine-1-carboxylate (1.6 g, 5.2 mmol) in 1,4-Dioxane (5 mL) was cooled to 0-5 °C. HCl (4 M in 1,4 dioxane, 16 mL) was added and the mixture was stirred at room temperature for 2 h. The solvent was removed under reduced pressure, the resulting crude was triturated with petroleum ether (3 x 25 mL) and filtered. The off-white solid was dried under reduced pressure to afford 3-(benzyloxy)piperidin-4-amine dihydrochloride (1.5 g, crude), which was progressed as such to next step without further purification. LS-MS m/z: 207.1 (M+H-2HCl).

Step 3 - Synthesis of 3-(benzyloxy)-1-(7-fluoroisoquinolin-1-yl)piperidin-4-amine:

20 **[0349]**



35 **[0350]** The title compound was prepared according to the procedure described for intermediate 1-(7-fluoroisoquinolin-1-yl)-3-methoxypiperidin-4-amine (see compound 171) using 3-(benzyloxy)piperidin-4-amine dihydrochloride (Y=35%). LS-MS m/z: 352.1 (M+H).

Step 4 - Synthesis of 2-({[3-(benzyloxy)-1-(7-fluoroisoquinolin-1-yl)piperidin-4-yl]amino}methyl)[1]benzopyrano[4,3-b]pyrrol-4(1H)-one:

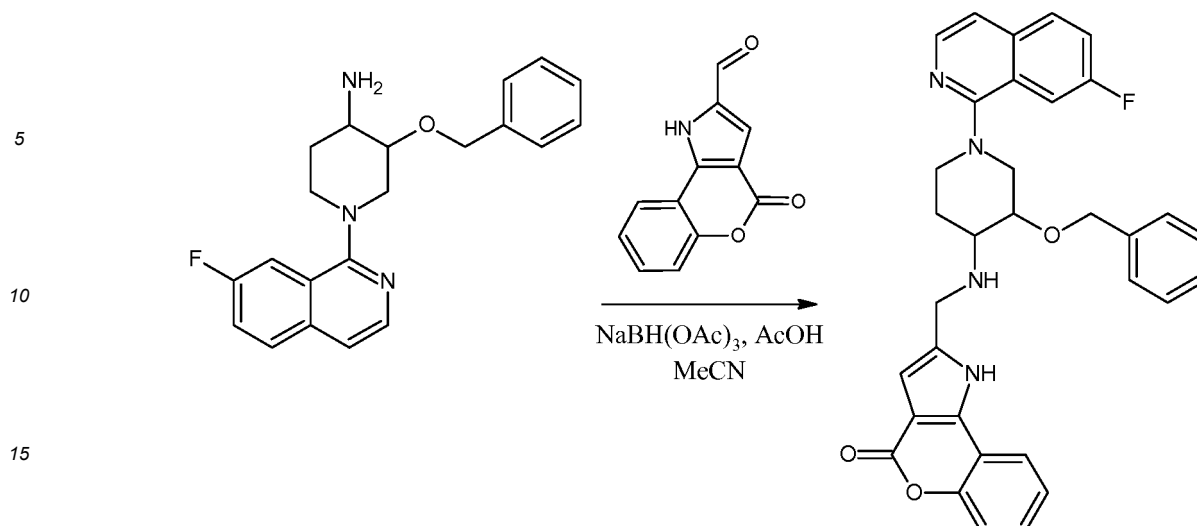
40

[0351]

45

50

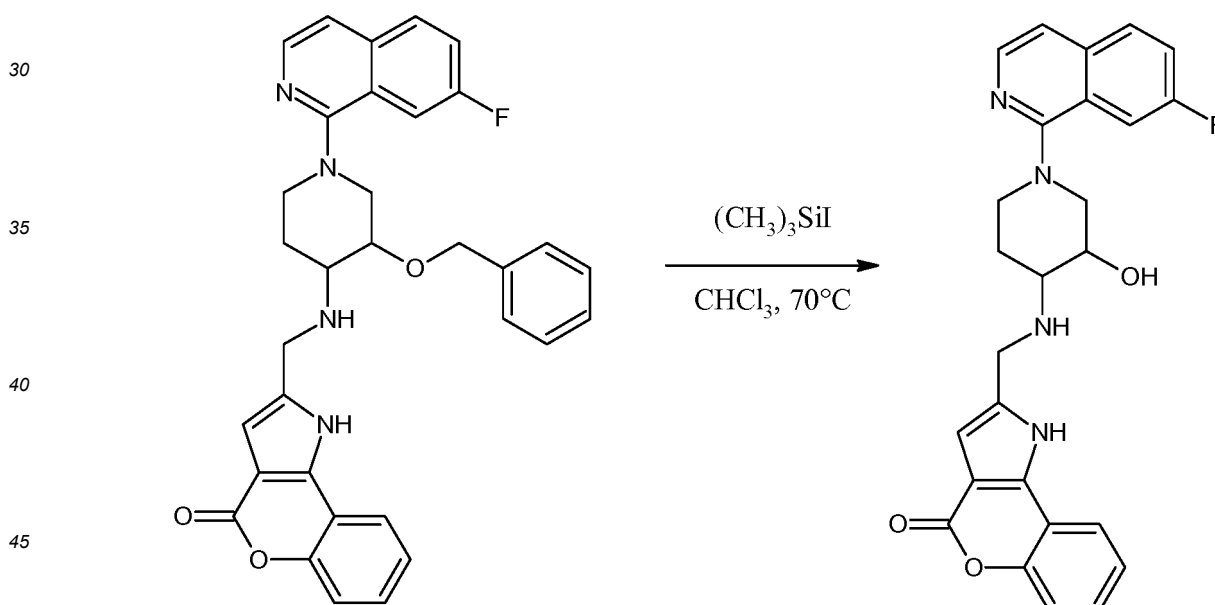
55



20 **[0352]** The title compound as a mixture of stereoisomers was prepared according to the procedure described for the synthesis of compound 145 using 3-(benzyloxy)-1-(7-fluoroisoquinolin-1-yl)piperidin-4-amine (Y=45%). LS-MS m/z 549.1 (M+H).

25 Step 5 - Synthesis of 2-((1-(7-fluoroisoquinolin-1-yl)-3-hydroxypiperidin-4-yl)aminomethyl)[1]benzopyrano[4,3-b]pyrrol-4(1H)-one (compound 186):

30 **[0353]**



50 **[0354]** To a stirred solution of 2-((3-(benzyloxy)-1-(7-fluoroisoquinolin-1-yl)piperidin-4-yl)amino)methyl)[1]benzopyrano[4,3-b]pyrrol-4(1H)-one (mixture of stereoisomers, 200 mg, 0.36 mmol) in chloroform (20 mL) trimethylsilyl iodide (0.729 g, 3.6 mmol) was added slowly at 0-5 °C in a shield tube. The mixture was stirred for 4 h at 70 °C then was diluted with a solution of sodium thiosulfate (30 mL) and filtered. The residue was washed with chloroform (3 x 15 mL) and petroleum ether (2 x 20 mL). A purification by flash chromatography (silica gel, 8-10% MeOH in DCM) followed by preparative HPLC separation afforded 2-((1-(7-fluoroisoquinolin-1-yl)-3-hydroxypiperidin-4-yl)amino)methyl)[1]benzopyrano[4,3-b]pyrrol-4(1H)-one (unassigned stereoisomer, 18 mg, 11% yield) as an off-white solid. LS-MS m/z: 459.2 (M+H).

55 ¹H NMR (400 MHz, DMSO d₆): δ ppm 12.35 (brs, 1H), 8.09-7.95 (m, 4H), 7.65-7.60 (m, 1H), 7.44-7.35 (m, 4H), 6.57 (s, 1H), 5.03-5.02 (m, 1H), 3.99-3.93 (m, 1H), 3.91-3.72 (m, 2H), 3.69-3.33 (m, 2H), 3.05-3.01 (m, 2H), 2.76-2.67 (m,

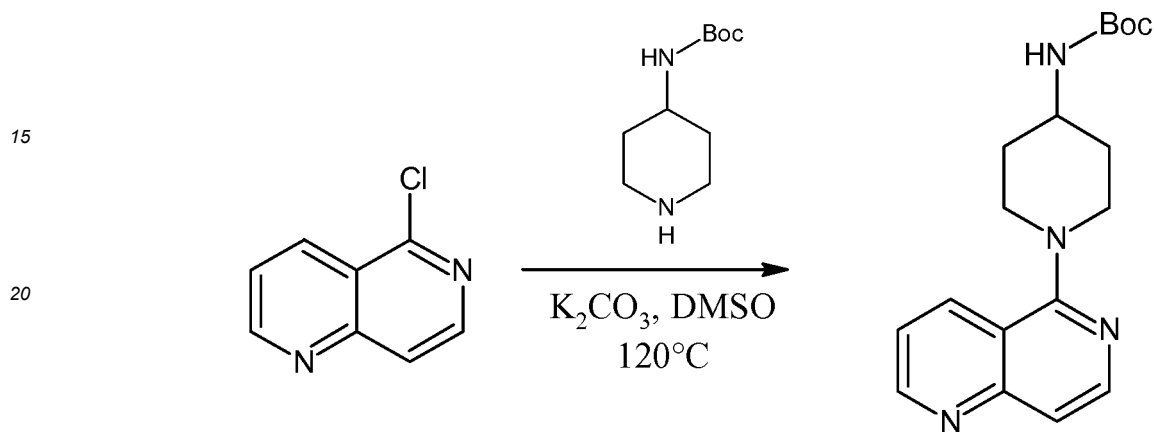
1H), 1.89-1.77 (m, 2H).

Preparation of compound 187

5 **[0355]** Compound 187 was prepared as described herein below.

Step 1 - Synthesis of *tert*-butyl [1-(1,6-naphthyridin-5-yl)piperidin-4-yl]carbamate:

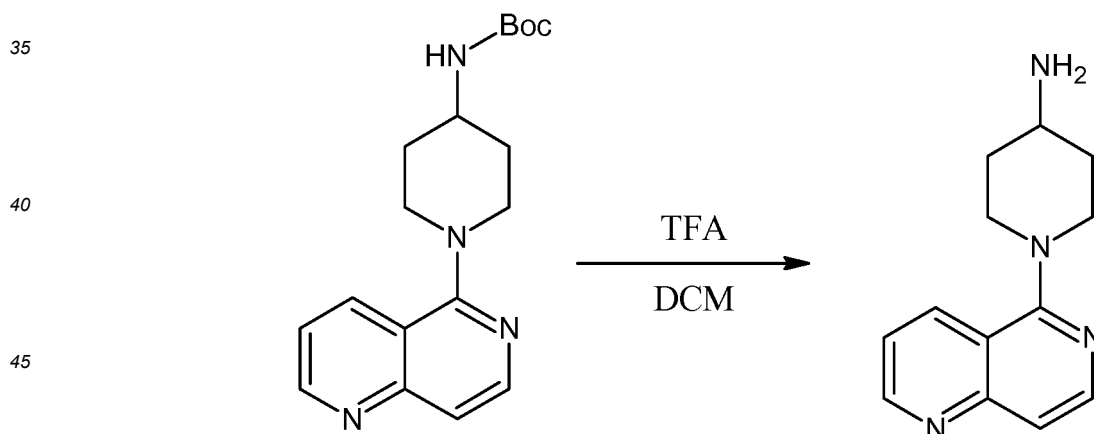
10 **[0356]**



[0357] Intermediate *tert*-butyl [1-(1,6-naphthyridin-5-yl)piperidin-4-yl]carbamate was prepared according to the procedure described for the synthesis of *tert*-butyl 1-(7-fluoroisoquinolin-1-yl)piperidin-4-yl]carbamate (see compound 145) using 5-chloro-1,6-naphthyridine. Y = 82%. LC-MS (M-H⁺) = 329.3

30 Step 2 - Synthesis of 1-(1,6-naphthyridin-5-yl)piperidin-4-amine:

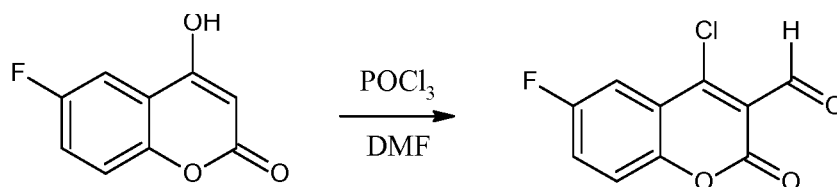
35 **[0358]**



50 **[0359]** Intermediate 1-(1,6-naphthyridin-5-yl)piperidin-4-amine was prepared according to the procedure described for the synthesis of 1-(7-fluoroisoquinolin-1-yl)piperidin-4-amine (see compound 145) using *tert*-butyl [1-(1,6-naphthyridin-5-yl)piperidin-4-yl]carbamate. Y = 98%. The compound was used without any characterization.

Step 3 - Synthesis of 4-chloro-6-fluoro-2-oxo-2H-1-benzopyran-3-carbaldehyde:

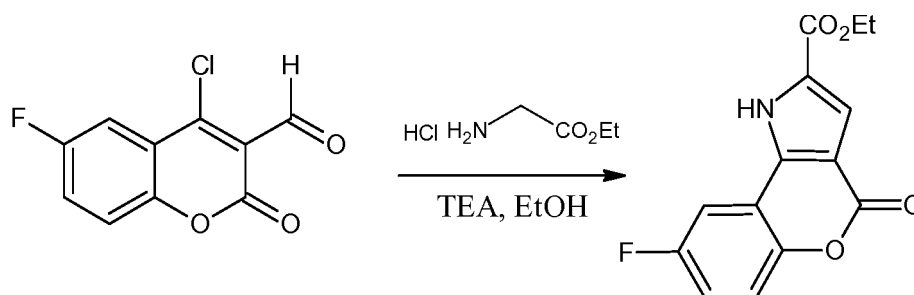
55 **[0360]**



10 **[0361]** To a stirred volume (25 mL) of DMF, POCl₃ (25 mL) was added in one portion at 0°C. The resulting solution was heated at 50°C for 0.5 h then a solution of 6-Fluoro-4-hydroxycoumarin (5 g, 27.7 mmol) in DMF (50 mL) was added. The mixture was stirred at 60 °C for 3 h then was poured into ice. After stirring 20 min DCM (50 mL) was added and the organic phase was separated, dried over Na₂SO₄ and concentrated in vacuum to obtain 6.2 g of 4-chloro-6-fluoro-2-oxo-2H-1-benzopyran-3-carbaldehyde, which was used in the next step without further purification.

15 Step 4 - Synthesis of ethyl 8-fluoro-4-oxo-1,4-dihydro[1]benzopyrano [4,3-b]pyrrole-2-carboxylate:

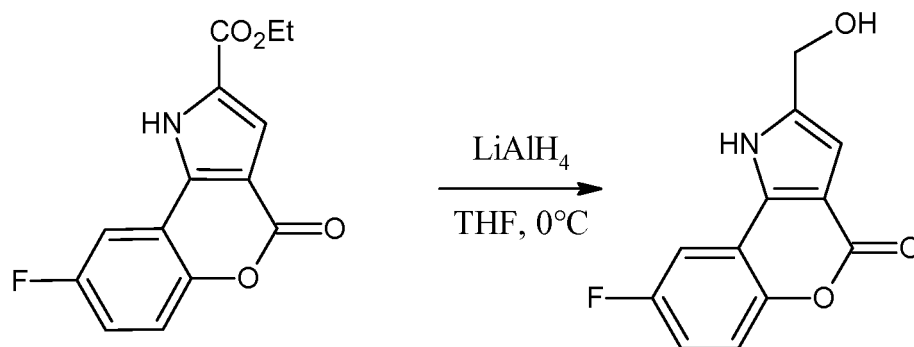
20 **[0362]**



30 **[0363]** The intermediate ethyl 8-fluoro-4-oxo-1,4-dihydro[1]benzopyrano[4,3-b]pyrrole-2-carboxylate was prepared according to the procedure described for the synthesis of 4-oxo-1,4-dihydro[1]benzopyrano[4,3-b]pyrrole-2-carboxylate (see compound 145) using 4-chloro-6-fluoro-2-oxo-2H-1-benzopyran-3-carbaldehyde (Y = 50%). LC-MS (M-H⁺) = 276.1

35 Step 5 - Synthesis of 8-fluoro-2-(hydroxymethyl)[1]benzopyrano[4,3-b]pyrrol-4(1H)-one:

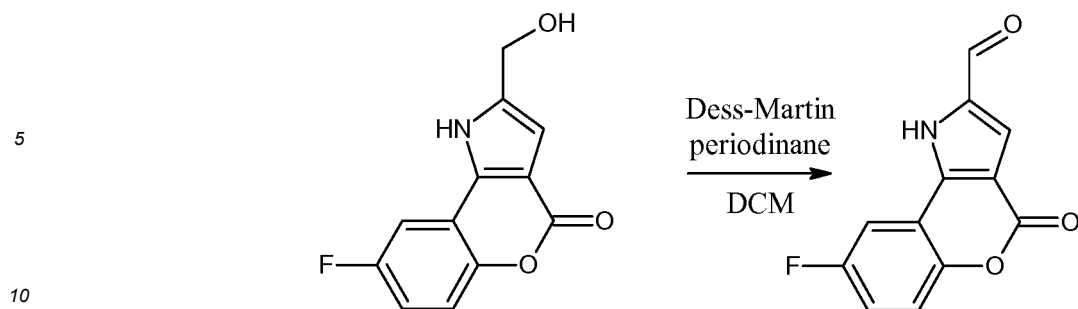
40 **[0364]**



50 **[0365]** The intermediate 8-fluoro-2-(hydroxymethyl)[1]benzopyrano[4,3-b] pyrrol-4(1H)-one was prepared according to the procedure described for the synthesis of 2-(hydroxymethyl)[1]benzopyrano[4,3-b]pyrrol-4(1H)-one (see compound 145) using 8-fluoro-4-oxo-1,4-dihydro[1]benzopyrano[4,3-b]pyrrole-2-carboxylate. The compound was used in the next step without further characterization. LC-MS (M-H⁺) = 234.2

55 Step 6 - Synthesis of 8-fluoro-4-oxo-1,4-dihydro[1]benzopyrano[4,3-b]pyrrole-2-carbaldehyde:

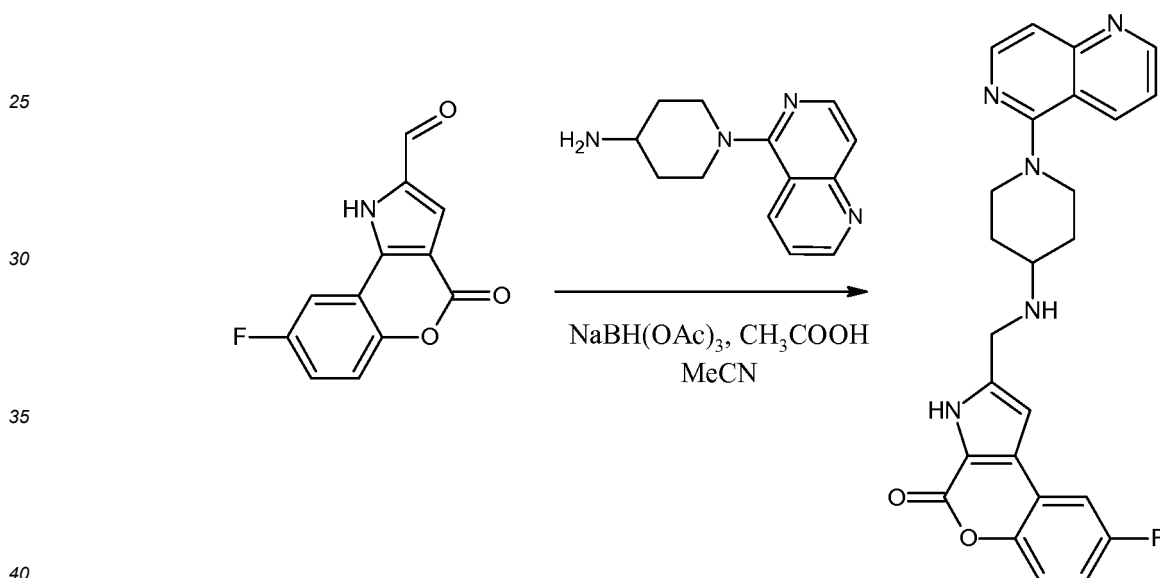
[0366]



15 **[0367]** The intermediate 8-fluoro-4-oxo-1,4-dihydro[1]benzopyrano[4,3-b]pyrrole-2-carbaldehyde was prepared according to the procedure described for the synthesis of 4-oxo-1,4-dihydro[1]benzopyrano[4,3-b]pyrrole-2-carbaldehyde (see compound 145) using 8-fluoro-2-(hydroxymethyl)[1]benzopyrano[4,3-b]pyrrol-4(1H)-one. The compound was used in the next step without further characterization. LC-MS (M-H⁺) = 232.2

Step 7 - Synthesis of 8-fluoro-2-({[1-(1,6-naphthyridin-5-yl)piperidin-4-yl]amino}methyl)[1]benzopyrano[3,4-b]pyrrol-4(3H)-one (compound 187):

20 **[0368]**



45 **[0369]** The title compound was prepared according to the procedure described for the synthesis of compound 145 using 8-fluoro-4-oxo-1,4-dihydro[1]benzopyrano[4,3-b]pyrrole-2-carbaldehyde and 1-(1,6-naphthyridin-5-yl)piperidin-4-amine (Y= 41%). LC-MS (M-H⁺) = 444.3.

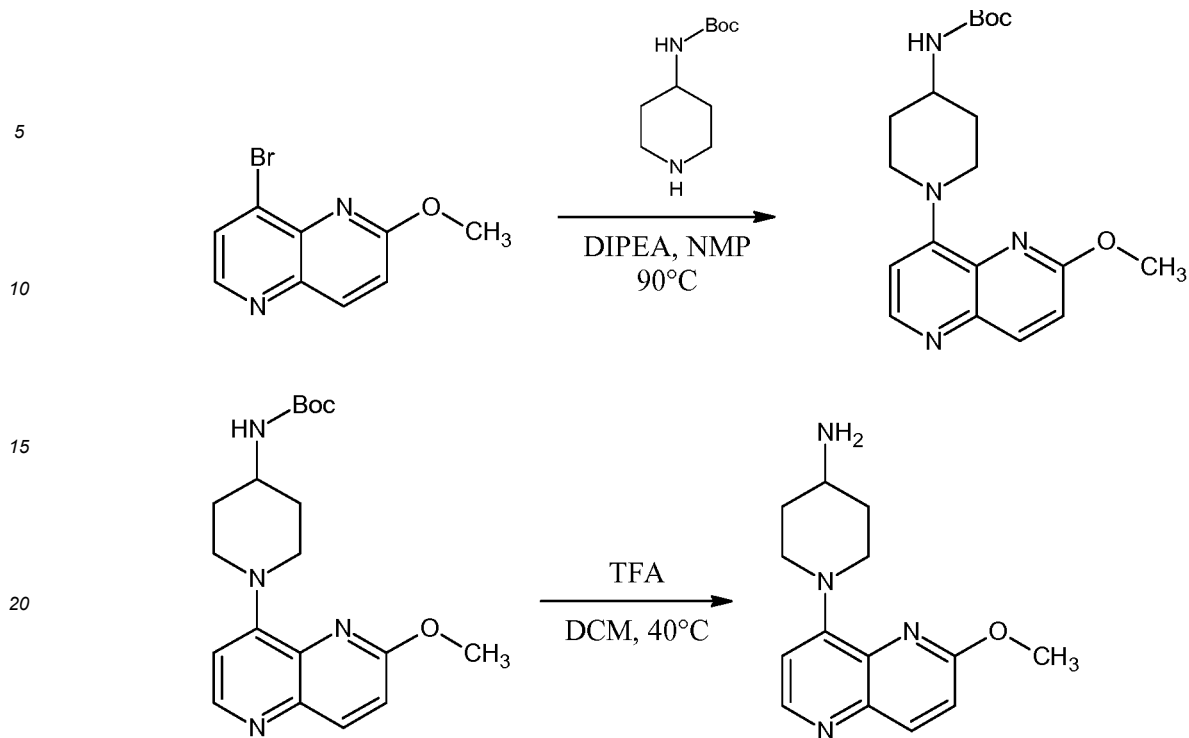
¹H NMR (500 MHz, DMSO-d₆) δ ppm 1.55 - 1.69 (m, 2 H), 2.03 (d, J=10.15 Hz, 2 H), 2.67 - 2.76 (m, 1 H), 3.01 (t, J=11.12 Hz, 2 H), 3.77 (d, J=12.90 Hz, 2 H), 3.91 (s, 2 H), 6.59 (s, 1 H), 7.29 (td, J=8.65, 3.02 Hz, 1 H), 7.37 (d, J=6.04 Hz, 1 H), 7.47 (dd, J=9.06, 4.67 Hz, 1 H), 7.57 (dd, J=8.37, 4.25 Hz, 1 H), 7.95 (dd, J=9.06, 3.02 Hz, 1 H), 8.26 (d, J=5.76 Hz, 1 H), 8.39 (d, J=7.96 Hz, 1 H), 8.99 (dd, J=4.39, 1.65 Hz, 1 H), 11.96 - 13.07 (m, 1 H).

50 **[0370]** Preparation of compound 188

[0371] Compound 188 was prepared as described herein below.

Steps 1-2 - Synthesis of 1-(6-methoxy-1,5-naphthyridin-4-yl)piperidin-4-amine:

55 **[0372]**



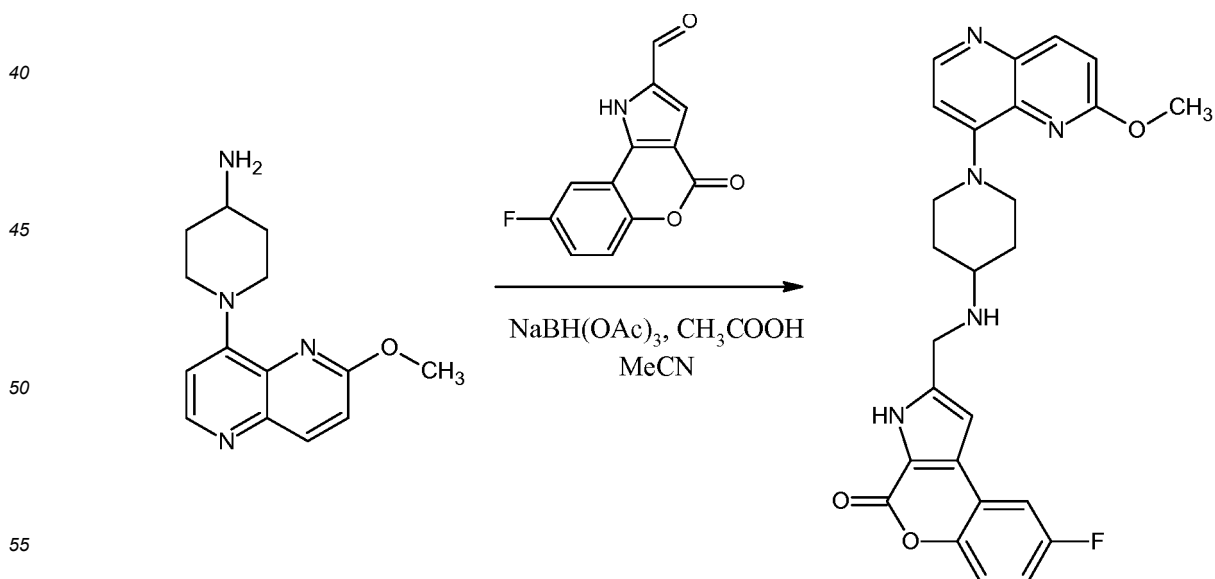
30

[0373] A mixture of 8-Bromo-2-methoxy-1,5-naphthyridine (250 mg, 1 mmol), 4-(N-Boc-amino)piperidine (600 mg, 3 mmol) and DIPEA (44 μ L, 0.25 mmol) in NMP (4 mL) was stirred at 90°C overnight. DCM (20 mL) was added and the mixture was washed with sat. NaHCO_3 . The solvent was removed in vacuum and the crude material was purified by Si-column eluting with Cy to ethyl acetate 100%. The product was dissolved in DCM (20 mL), TFA was added (4 mL) and the mixture was stirred at 40°C for 1 h. The solvent was evaporated in vacuum and the residue was purified by SCX column to obtain 265 mg of 1-(6-methoxy-1,5-naphthyridin-4-yl)piperidin-4-ylamine. LC-MS (M-H⁺) = 259.2

35

Step 3 - Synthesis of 8-fluoro-2-((1-(6-methoxy-1,5-naphthyridin-4-yl)piperidin-4-yl)amino)methyl[1]benzopyrro[3,4-b]pyrrol-4(3H)-one (compound 188):

[0374]



[0375] The title compound was prepared according to the procedure described for the synthesis of compound 187

using 1-(6-methoxy-1,5-naphthyridin-4-yl)piperidin-4-amine (Y= 23%). LC-MS (M-H⁺) = 474.3.

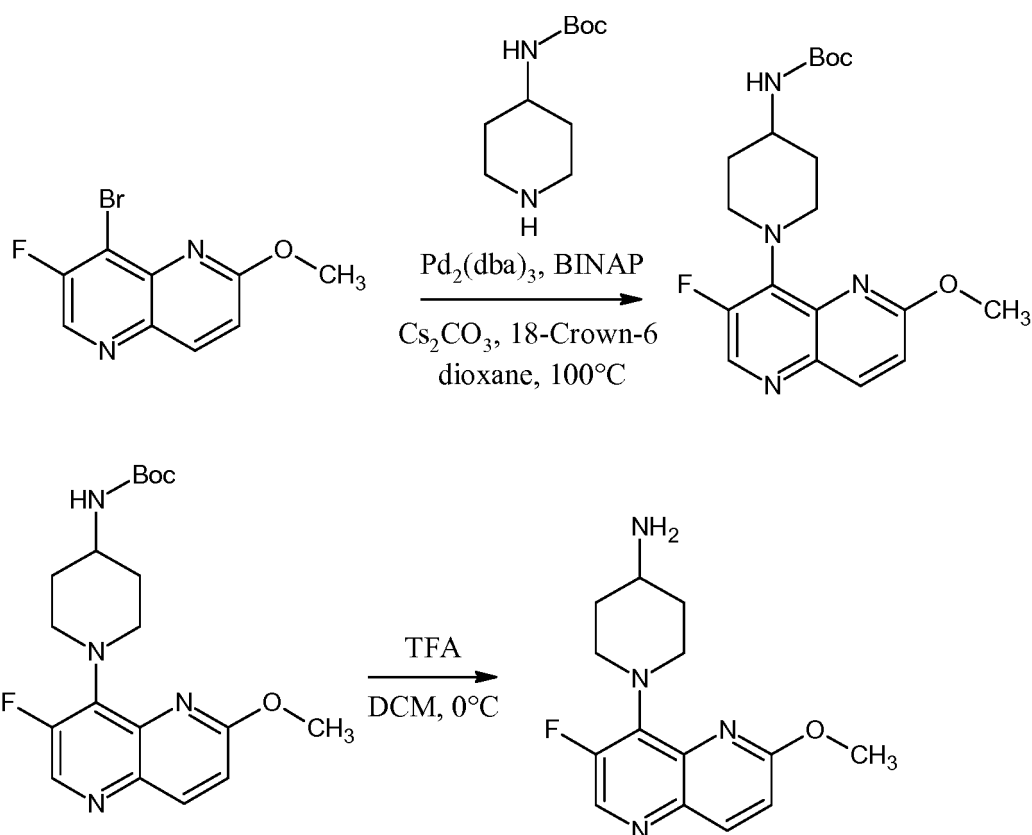
¹H NMR (500 MHz, DMSO-d₆) δ ppm 1.48 - 1.65 (m, 2 H), 2.04 (d, J=10.15 Hz, 2 H), 2.66 - 2.79 (m, 1 H), 3.00 (t, J=10.84 Hz, 2 H), 3.91 (s, 2 H), 3.97 (s, 3 H), 4.26 (d, J=12.35 Hz, 2 H), 6.59 (s, 1 H), 6.93 (d, J=5.49 Hz, 1 H), 7.16 (d, J=9.06 Hz, 1 H), 7.29 (td, J=8.65, 3.02 Hz, 1 H), 7.47 (dd, J=9.06, 4.67 Hz, 1 H), 7.95 (dd, J=9.06, 3.02 Hz, 1 H), 8.13 (d, J=8.78 Hz, 1 H), 8.43 (d, J=5.21 Hz, 1 H), 11.53 - 13.13 (m, 1 H).

Preparation of compound 192

[0376] Compound 192 was prepared as described herein below.

Steps 1-2 - Synthesis of 1-(3-fluoro-6-methoxy-1,5-naphthyridin-4-yl)piperidin-4-amine:

[0377]



[0378] In a vial, 8-bromo-7-fluoro-2-methoxy-1,5-naphthyridine (250 mg, 0.97 mmol), *tert*-butyl N-(piperidin-4-yl)carbamate (194 mg, 0.97 mmol), tris(dibenzylideneacetone)dipalladium(0) (53 mg, 0.06 mmol), rac-BINAP (37 mg, 0.06 mmol), Cs₂CO₃ (664 mg, 2.04 mmol) and 18-Crown-6 (26 mg, 0.097mmol) in dioxane (10 mL) were combined and flushed with N₂. The vial was heated to 100°C while stirring rapidly. After 12 h the solution was filtered, concentrated and the residue was purified via flash chromatography (silica gel, 1% MeOH in DCM) yielding *tert*-butyl [1-(3-fluoro-6-methoxy-1,5-naphthyridin-4-yl)piperidin-4-yl]carbamate (309 mg, 0.82 mmol, 82% yield) as an orange solid, that was used without further characterization. The compound was dissolved in DCM (20 mL) and cooled to 0°C. TFA (3 mL) was added and the mixture was stirred for 1 h. The solvent was removed and the residue was dissolved in dichloromethane/MeOH and loaded onto an SCX cartridge which was eluted with MeOH and then a 2M solution of ammonia in MeOH. The basic fractions were evaporated to give 1-(3-fluoro-6-methoxy-1,5-naphthyridin-4-yl)piperidin-4-amine (180 mg, 0.66 mmol, 80% yield). LC-MS (M-H⁺) = 277.3

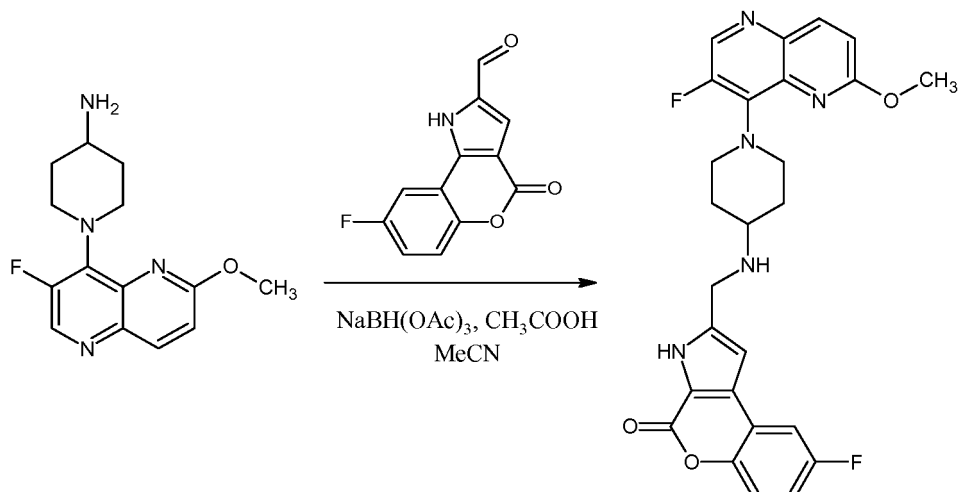
Step 3 - Synthesis of 8-fluoro-2-([1-(3-fluoro-6-methoxy-1,5-naphthyridin-4-yl)piperidin-4-yl]amino)methyl)[1]benzopyrano[3,4-b]pyrrol-4(3H)-one (compound 192):

[0379]

5

10

15



20

[0380] The title compound was prepared according to the procedure described for the synthesis of compound 187 using 1-(3-fluoro-6-methoxy-1,5-naphthyridin-4-yl)piperidin-4-amine (Y= 16%). LC-MS (M-H⁺) = 492.1.

¹H NMR (400 MHz, METHANOL-d₄) δ ppm 1.68 - 1.82 (m, 2 H), 2.12 (d, J=9.29 Hz, 2 H), 2.81 - 2.92 (m, 1 H), 3.37 (t, J=12.42 Hz, 2 H), 4.02 (s, 2 H), 4.04 - 4.08 (m, 3 H), 4.15 (d, J=11.80 Hz, 2 H), 6.73 (s, 1 H), 7.10 (d, J=9.03 Hz, 1 H), 7.22 (td, J=8.72, 2.89 Hz, 1 H), 7.44 (dd, J=8.70, 4.52 Hz, 1 H), 7.65 (dd, J=8.70, 2.90 Hz, 1 H), 8.08 (d, J=9.04 Hz, 1 H), 8.42 (d, J=4.77 Hz, 1 H).

25

Preparation of compound 195

[0381] Compound 195 was prepared as described herein below.

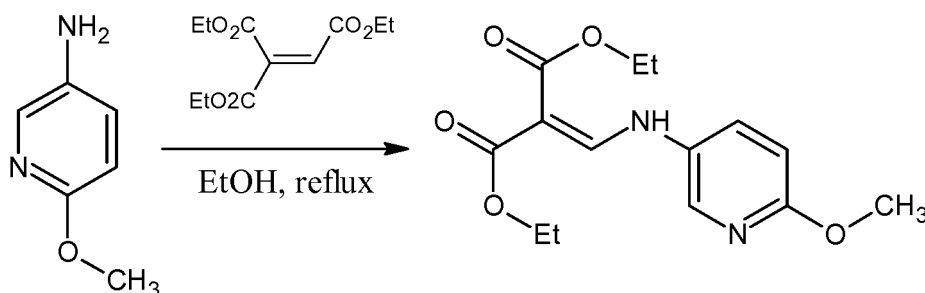
30

Step 1 - Synthesis of diethyl {[(6-methoxy-pyridin-3-yl)amino]methylidene}propanedioate:

[0382]

35

40



45

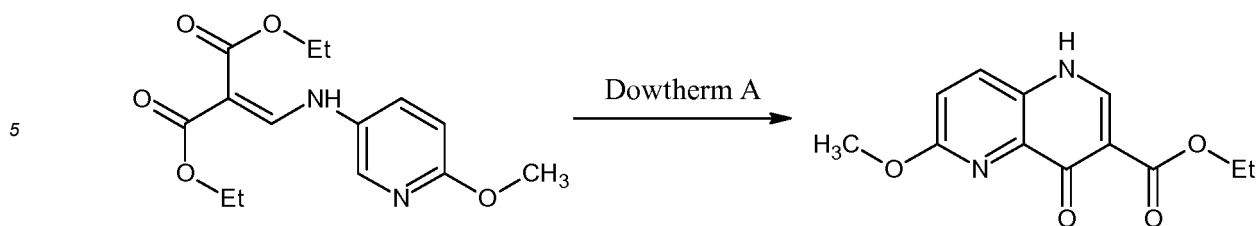
[0383] A solution of 6-methoxy-pyridin-3-amine (5 g, 40.3 mmol) and triethyl ethene-1,1,2-tricarboxylate (8.13 mL, 40.3 mmol) in EtOH (50 mL) was refluxed for 3 h. After cooling the mixture was concentrated under vacuum to give diethyl {[(6-methoxy-pyridin-3-yl)amino]methylidene}propanedioate as a dark red oil (12 g, quant.), which was used without further purification. LC-MS (M-H⁺) = 295.3

50

Step 2 - Synthesis of ethyl 6-methoxy-4-oxo-1,4-dihydro-1,5-naphthyridine-3-carboxylate:

[0384]

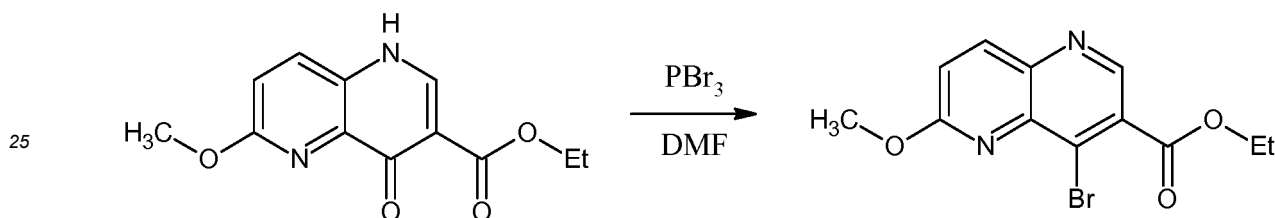
55



10 **[0385]** Dowtherm® A (10 mL) was brought to boiling (250°C) in a 50 mL 3-necked flask fitted with a still-head and a reflux condenser. Diethyl 2-((6-methoxypyridin-3-yl)amino)propanedioate (2.1 g, 7.2 mmol) was added portion-wise. The mixture was boiled for 15' then it was cooled to room temperature, diluted with Cy (15 mL) and cooled at -20°C overnight. The brown precipitate was filtered and washed with Cy to obtain a brown solid that was triturated with EtOAc. The suspension was filtered to give ethyl 6-methoxy-4-oxo-1,4-dihydro-1,5-naphthyridine-3-carboxylate as a
15 grey solid (1.04 g, 4.2 mmol, 58% yield). LC-MS (M-H⁺) = 249.2

Step 3 - Synthesis of ethyl 4-bromo-6-methoxy-1,5-naphthyridine-3-carboxylate:

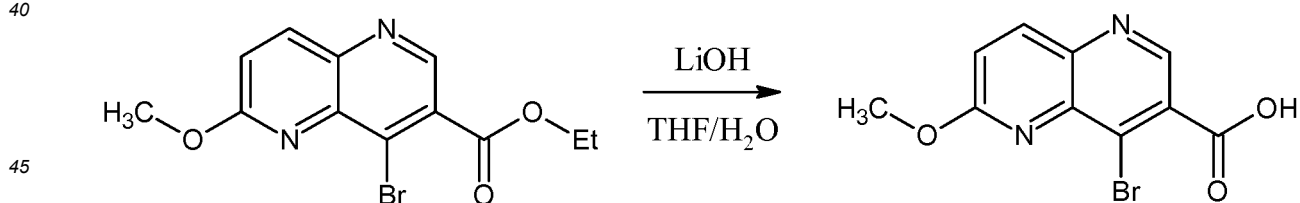
20 **[0386]**



30 **[0387]** A suspension of ethyl 6-methoxy-4-oxo-1,4-dihydro-1,5-naphthyridine-3-carboxylate (6.3 g, 25.4 mmol) in DMF (20 mL) was stirred under N₂ at room temperature. Phosphorus tribromide (2.5 mL, 26.7 mmol) was added dropwise and the reaction mixture was stirred for additional 30'. The mixture was put in an ice-bath and water (120 mL) was added, followed by sat. Na₂CO₃ to pH 7. The solid was filtered under vacuum, washed with water and dried under vacuum. The crude product was purified by NH cartridge (eluent from Cy 100% to Cy/EtOAc 95/5%) to obtain ethyl 4-bromo-6-methoxy-1,5-naphthyridine-3-carboxylate (6.6 g, 21 mmol, 83% yield). LC-MS (M-H⁺) = 311.1
35

Step 4 - Synthesis of 4-bromo-6-methoxy-1,5-naphthyridine-3-carboxylic acid:

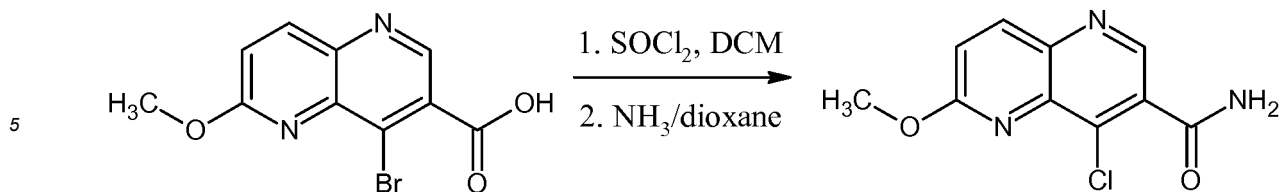
40 **[0388]**



50 **[0389]** A solution of ethyl 4-bromo-6-methoxy-1,5-naphthyridine-3-carboxylate (500 mg, 1.6 mmol) in THF (4.5 mL) and water (1.5 mL) was treated with LiOH.H₂O (201 mg, 4.8 mmol). The mixture was stirred at room temperature for 4 h then was concentrated. The residue was dissolved in water (5 mL) and adjusted to pH 4 with 1N HCl to provide a precipitate, which was filtered and washed with cold water to obtain 4-bromo-6-methoxy-1,5-naphthyridine-3-carboxylic acid (409 mg, 1.45 mmol, 90% yield) as a white solid. LC-MS (M-H⁺) = 283.1
55

Step 5 - Synthesis of 4-chloro-6-methoxy-1,5-naphthyridine-3-carboxamide:

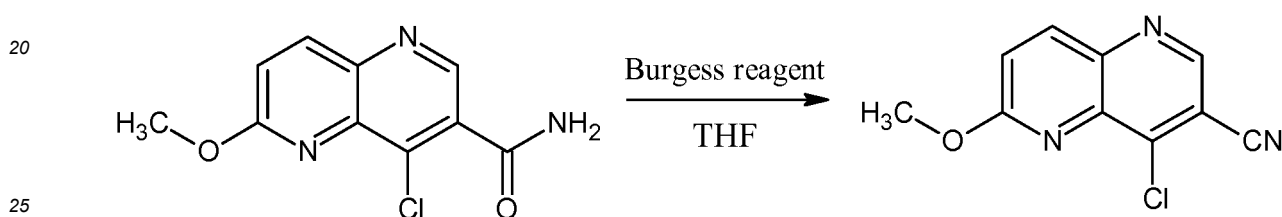
[0390]



10 **[0391]** To a solution of 4-bromo-6-methoxy-1,5-naphthyridine-3-carboxylic acid (350 mg, 1.24 mmol) in dry DCM (5 mL), SOCl_2 (136 μl , 1.86 mmol) was added and the reaction mixture was stirred for 3 h at room temperature. The mixture was concentrated and the residue was dissolved in 0.5 M ammonia solution in dioxane (7.4 mL, 3.7 mmol). The reaction mixture was stirred for 1 h then was concentrated and the crude 4-chloro-6-methoxy-1,5-naphthyridine-3-carboxamide (0.6 g) was progressed to the next step without further purification. LC-MS (M-H^+) = 238.2

15 Step 6 - Synthesis of 4-chloro-6-methoxy-1,5-naphthyridine-3-carbonitrile:

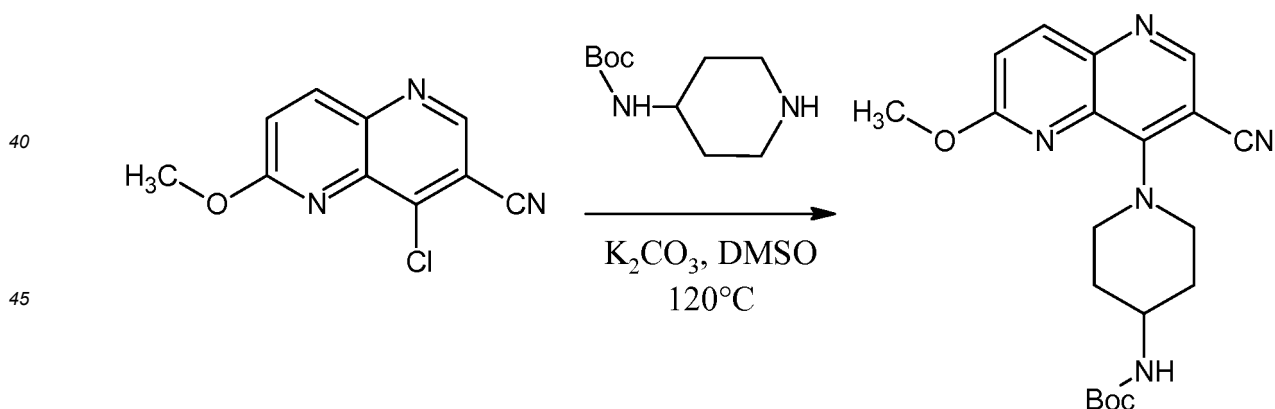
[0392]



30 **[0393]** To a suspension of 4-chloro-6-methoxy-1,5-naphthyridine-3-carboxamide (crude 0.6 g, 2.5 mmol) in THF (15 mL), Burgess reagent (1.2 g, 5.0 mmol) was added and the mixture was stirred at room temperature for 1 h. The solvent was removed under vacuum and the residue was purified by chromatography column SNAP-25 eluting with DCM to give 190 mg (0.87 mmol, 35% yield) of 4-chloro-6-methoxy-1,5-naphthyridine-3-carbonitrile. LC-MS (M-H^+) = 220.2

Step 7 - Synthesis of *tert*-butyl [1-(3-cyano-6-methoxy-1,5-naphthyridin-4-yl)piperidin-4-yl]carbamate:

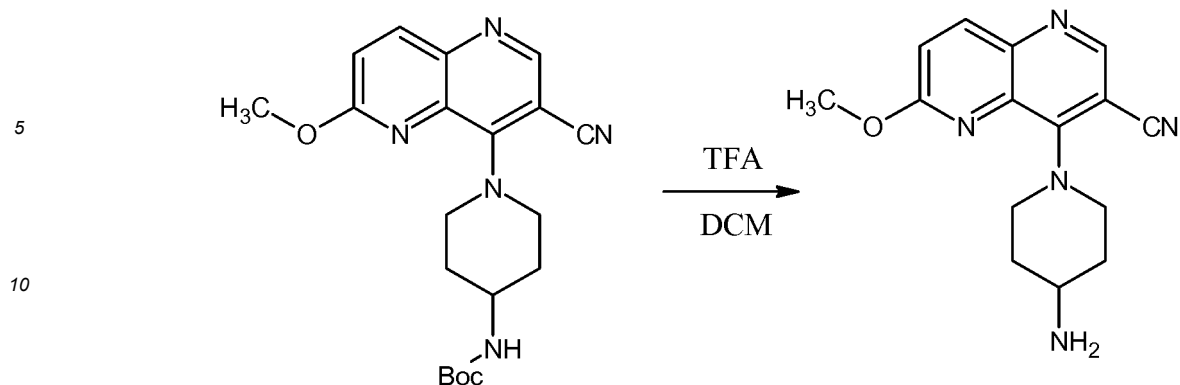
[0394]



50 **[0395]** The title intermediate was prepared according to the procedure described for the synthesis of *tert*-butyl [1-(7-fluoroisoquinolin-1-yl)piperidin-4-yl]carbamate (see compound 145) using 4-chloro-6-methoxy-1,5-naphthyridine-3-carbonitrile. Y = 92%. LC-MS (M-H^+) = 384.4

55 Step 8 - Synthesis of 4-(4-aminopiperidin-1-yl)-6-methoxy-1,5-naphthyridine-3-carbonitrile:

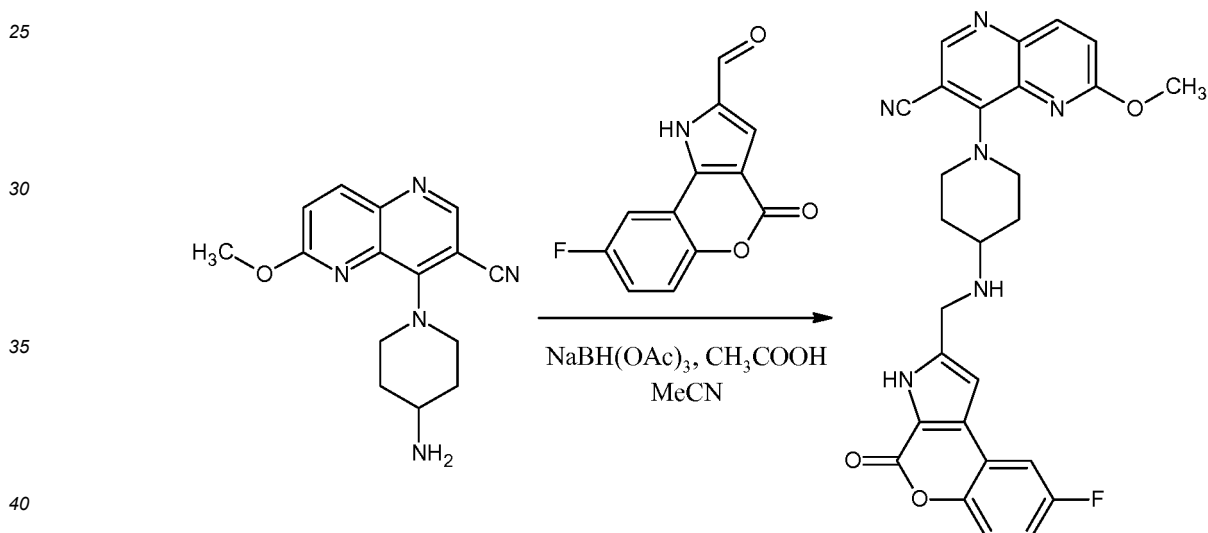
[0396]



15 **[0397]** The title compound was prepared according to the procedure described for the synthesis of 1-(7-fluoroisoquinolin-1-yl)piperidin-4-amine (see compound 145) using *tert*-butyl [1-(3-cyano-6-methoxy-1,5-naphthyridin-4-yl)piperidin-4-yl]carbamate. Y = 88%. LC-MS (M-H⁺) = 284.3

20 Step 9 - Synthesis of 4-(4-[[8-fluoro-4-oxo-3,4-dihydro[1] benzopyrano[3,4-b]pyrrol-2-yl)methyl]amino}piperidin-1-yl)-6-methoxy-1,5-naphthyridine-3-carbonitrile (compound 195):

25 **[0398]**



45 **[0399]** The title compound was prepared according to the procedure described for the synthesis of compound 187 using 4-(4-aminopiperidin-1-yl)-6-methoxy-1,5-naphthyridine-3-carbonitrile (Y = 35%). LC-MS (M-H⁺) = 499.4.

1H NMR (400 MHz, DMSO-d₆) δ ppm 1.54 - 1.72 (m, 2 H), 2.02 - 2.14 (m, 2 H), 2.63 (br. s., 1 H), 2.75 - 2.87 (m, 1 H), 3.52 (t, J=11.07 Hz, 2 H), 3.92 (s, 2 H), 3.96 (s, 3 H), 4.32 (d, J=11.10 Hz, 2 H), 6.60 (s, 1 H), 7.22 - 7.35 (m, 2 H), 7.47 (dd, J=9.15, 4.66 Hz, 1 H), 7.95 (dd, J=9.10, 2.96 Hz, 1 H), 8.17 (d, J=8.99 Hz, 1 H), 8.57 (s, 1 H), 12.50 (br. s., 1 H).

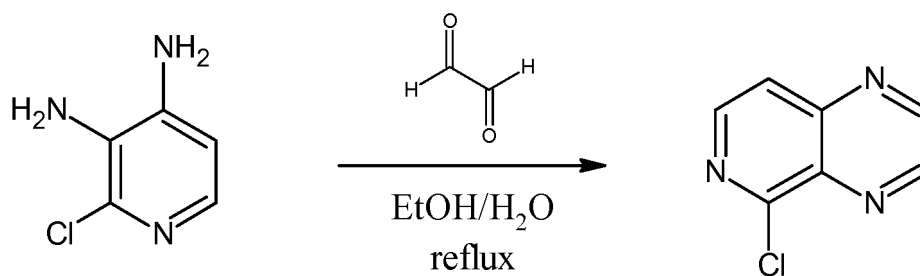
50 **Preparation of compound 196**

[0400] Compound 196 was prepared as described herein below.

Step 1 - Synthesis of 5-chloropyrido[3,4-b]pyrazine:

55 **[0401]**

EP 3 233 827 B1

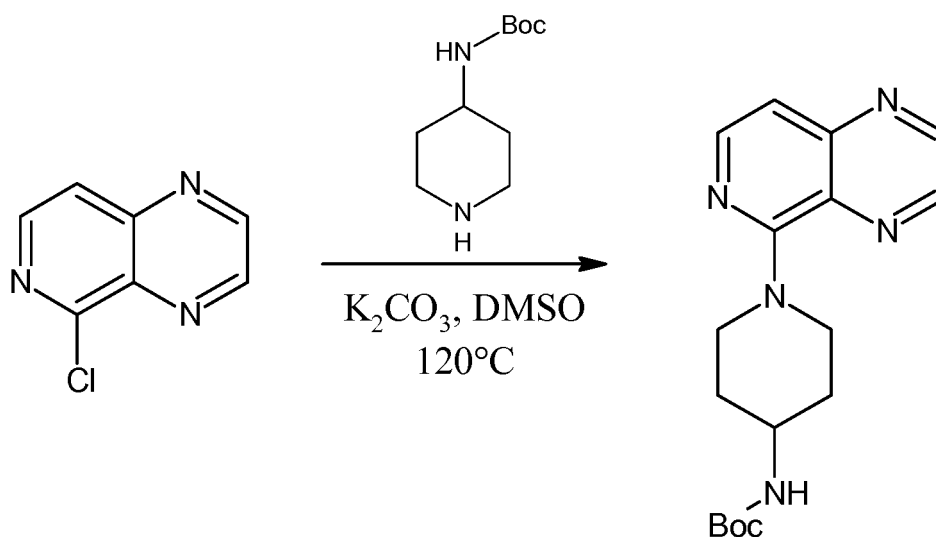


[0402] A mixture of 2-chloropyridine-3,4-diamine (1 g, 6.96 mmol) and ethanedial solution (40% wt in water, 3.2 mL, 27.84 mmol) in ethanol (20 mL) was refluxed for 2 hours then was cooled to room temperature. The precipitate was filtered, washed with EtOH and dried in vacuum to give 5-chloropyrido[3,4-b]pyrazine (0.3 g, 1.8 mmol, 26% yield), that was progressed without further purification. LC-MS (M-H⁺) = 166.1

15

Step 2 - Synthesis of *tert*-butyl [1-(pyrido[3,4-b]pyrazin-5-yl)piperidin-4-yl]carbamate:

[0403]



[0404] The title intermediate was prepared according to the procedure described for the synthesis of *tert*-butyl [1-(7-fluoroisoquinolin-1-yl)piperidin-4-yl]carbamate (see compound 145) using 5-chloropyrido[3,4-b]pyrazine. Y = 69%. LC-MS (M-H⁺) = 330.4

40

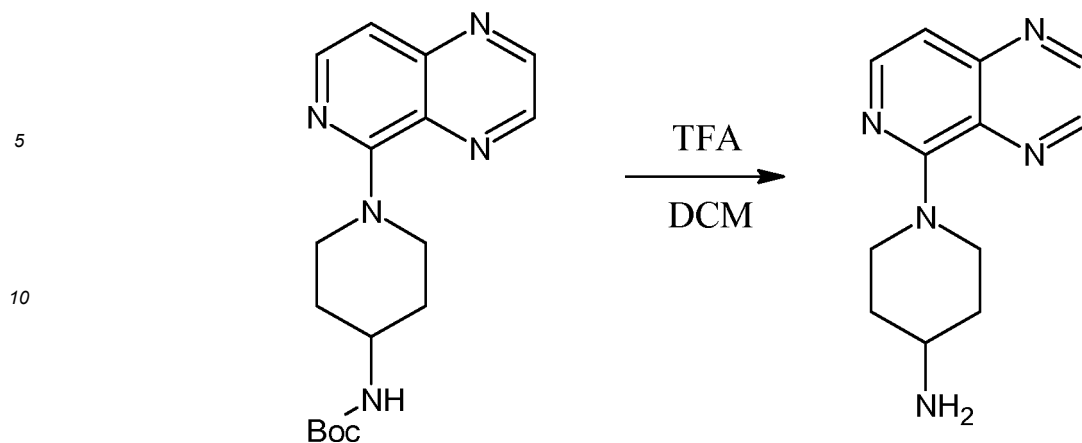
Step 3 - Synthesis of 1-(pyrido[3,4-b]pyrazin-5-yl)piperidin-4-amine:

[0405]

45

50

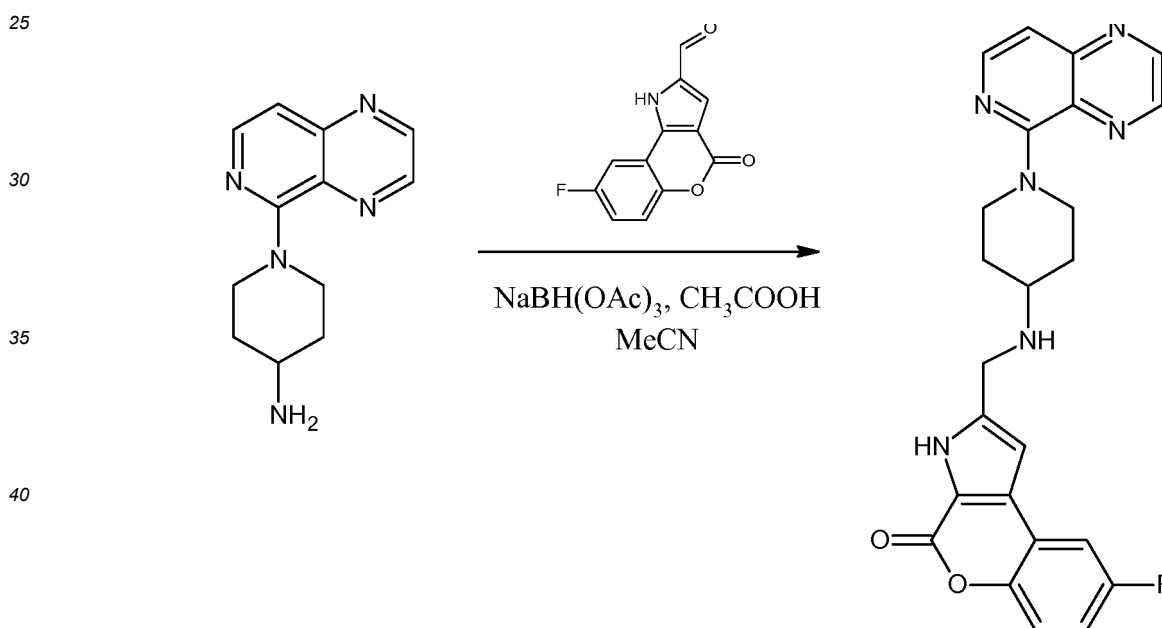
55



[0406] The title compound was prepared according to the procedure described for the synthesis of 1-(7-fluoroisoquinolin-1-yl)piperidin-4-amine (see compound 145) using *tert*-butyl [1-(pyrido[3,4-b]pyrazin-5-yl)piperidin-4-yl]carbamate. Y = 98%. LC-MS (M-H⁺) = 230.3

20 Step 4 - Synthesis of 8-fluoro-2-({[1-(pyrido[3,4-b]pyrazin-5-yl)piperidin-4-yl]amino}methyl)[1]benzopyrano[3,4-b]pyrrol-4(3H)-one (formate salt, compound 196):

[0407]



[0408] The title compound was prepared according to the procedure described for the synthesis of compound 187 using 1-(pyrido[3,4-b]pyrazin-5-yl)piperidin-4-amine (Y = 37%). LC-MS (M-H⁺) = 445.4.

¹H NMR (400 MHz, DMSO-d₆) δ ppm 1.42 - 1.61 (m, 2 H), 2.02 (d, J=10.30 Hz, 2 H), 2.76 - 2.91 (m, 1 H), 3.22 (t, J=11.46 Hz, 2 H), 3.96 (s, 2 H), 4.80 (d, J=11.50 Hz, 2 H), 6.62 (s, 1 H), 7.20 (d, J=5.70 Hz, 1 H), 7.29 (td, J=8.74, 3.01 Hz, 1 H), 7.47 (dd, J=9.10, 4.60 Hz, 1 H), 7.95 (dd, J=9.10, 2.96 Hz, 1 H), 8.24 (d, J=5.70 Hz, 1 H), 8.83 (d, J=1.75 Hz, 1 H), 8.98 (d, J=1.75 Hz, 1 H).

Preparation of compound 199

55 [0409] Compound 199 was prepared as described herein below.

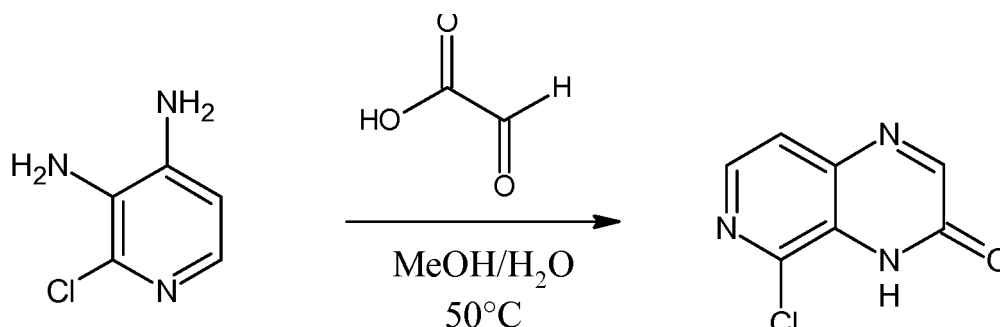
Step 1 - Synthesis of 5-chloropyrido[3,4-b]pyrazin-3(4H)-one:

[0410]

5

10

15



20

[0411] A mixture of 2-chloropyridine-3,4-diamine (1 g, 6.96 mmol) and glyoxylic acid solution (50% wt in H₂O, 0.92 mL, 8.35 mmol) in MeOH (20 mL) was heated in a vial at 50°C overnight. The mixture was cooled to room temperature and the solvent was removed in vacuum. The residue was triturated with Et₂O and the suspension was filtered. The crude product was purified by C-18 chromatography (from 100% water + 0.1% formic acid to 80/20 water + 0.1% formic acid / MeCN + 0.1% formic acid) to give 5-chloropyrido[3,4-b]pyrazin-3(4H)-one (255 mg, 1.4 mmol, 20% yield). LC-MS (M-H⁺) = 182.1

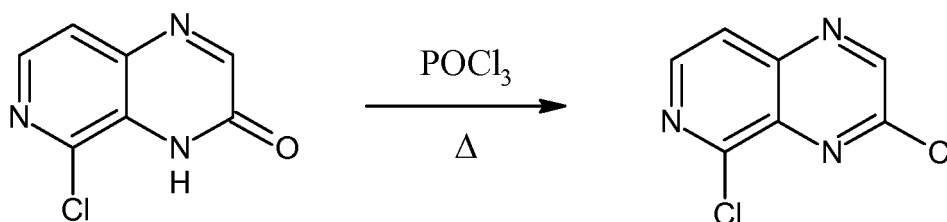
25

Step 2 - Synthesis of 3,5-dichloropyrido[3,4-b]pyrazine:

[0412]

30

35



40

[0413] A mixture of 5-chloropyrido[3,4-b]pyrazin-3(4H)-one (200 mg, 1.1 mmol) and phosphorus oxychloride (6 mL) was refluxed for 2 hours. After cooling the solvent was reduced under vacuum. The reaction mixture was carefully poured onto ice and neutralized with a saturated solution of Na₂CO₃. DCM was added, the organic phase was washed with brine, dried over sodium sulfate and concentrated. The crude material was purified by NH-chromatography (from 100% DCM to 80/20 DCM/EtOAc) to obtain 3,5-dichloropyrido[3,4-b]pyrazine (200 mg, 1 mmol, 91% yield). LC-MS (M-H⁺) = 200.1

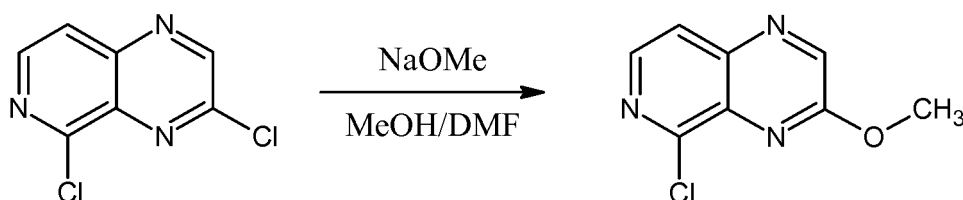
45

Step 3 - Synthesis of 5-chloro-3-methoxypyrido[3,4-b]pyrazine:

[0414]

50

55

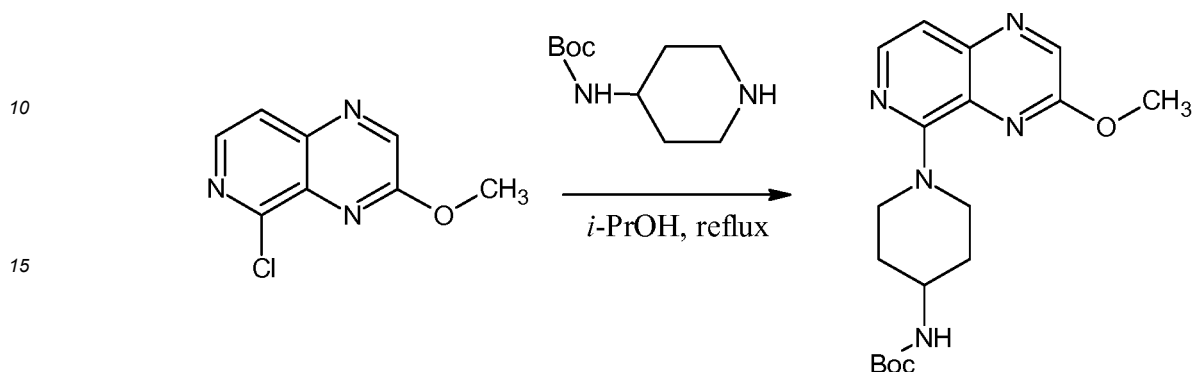


[0415] To a solution of 3,5-dichloropyrido[3,4-b]pyrazine (200 mg, 1 mmol) in DMF (3 mL) sodium methoxide (0.5 M solution in MeOH, 2.2 mL, 1.1 mmol) was added, and the reaction was stirred at room temperature for 10 minutes. The solution was diluted with water and extracted with EtOAc. The organic layer was dried over sodium sulfate, filtered and

concentrated to afford 5-chloro-3-methoxypyrido[3,4-b]pyrazine (150 mg, 0.77 mmol, 77% yield). LC-MS (M-H⁺) = 196.1

Step 4 - Synthesis of *tert*-butyl [1-(3-methoxypyrido[3,4-b]pyrazin-5-yl)piperidin-4-yl]carbamate:

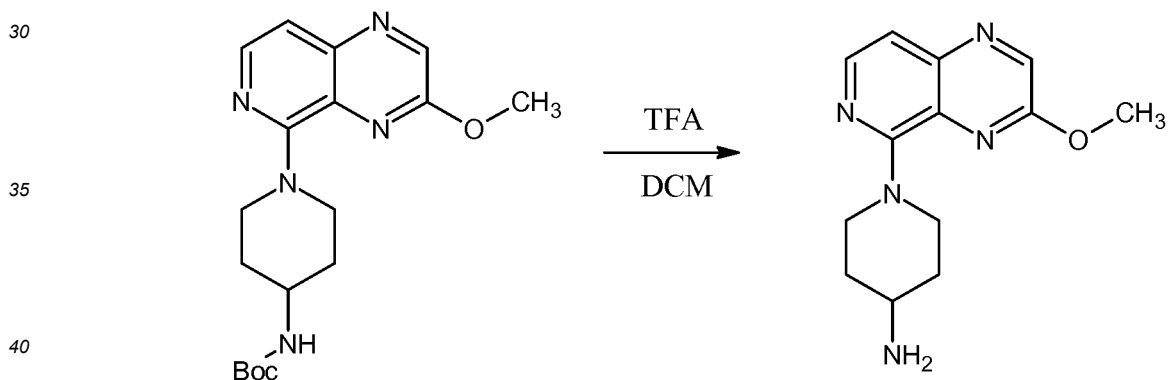
5 [0416]



20 [0417] 5-chloro-3-methoxypyrido[3,4-b]pyrazine (100 mg, 0.55 mmol) and 4-(*N*-Boc-amino)piperidine (332 mg, 1.66 mmol) were suspended in isopropanol (5 mL) and stirred under reflux for 2 hours. The reaction solution was concentrated and purified by NH-chromatography (from 100% DCM to 95/5 DCM/MeOH) to obtain *tert*-butyl [1-(3-methoxypyrido[3,4-b]pyrazin-5-yl)piperidin-4-yl]carbamate (170 mg, 0.47 mmol, 85% yield). LC-MS (M-H⁺) = 360.4

25 Step 5 - Synthesis of 1-(3-methoxypyrido[3,4-b]pyrazin-5-yl)piperidin-4-amine:

[0418]



45 [0419] The title compound was prepared according to the procedure described for the synthesis of 1-(7-fluoroisoquinolin-1-yl)piperidin-4-amine (see compound 145) using *tert*-butyl [1-(3-methoxypyrido[3,4-b]pyrazin-5-yl)piperidin-4-yl]carbamate. Y = 91%. LC-MS (M-H⁺) = 260.3

Step 6 - Synthesis of 8-fluoro-2-({[1-(3-methoxypyrido[3,4-b]pyrazin-5-yl)piperidin-4-yl]amino}methyl)[1]benzopyrano[3,4-b]pyrrol-4(3H)-one (formate salt, compound 199):

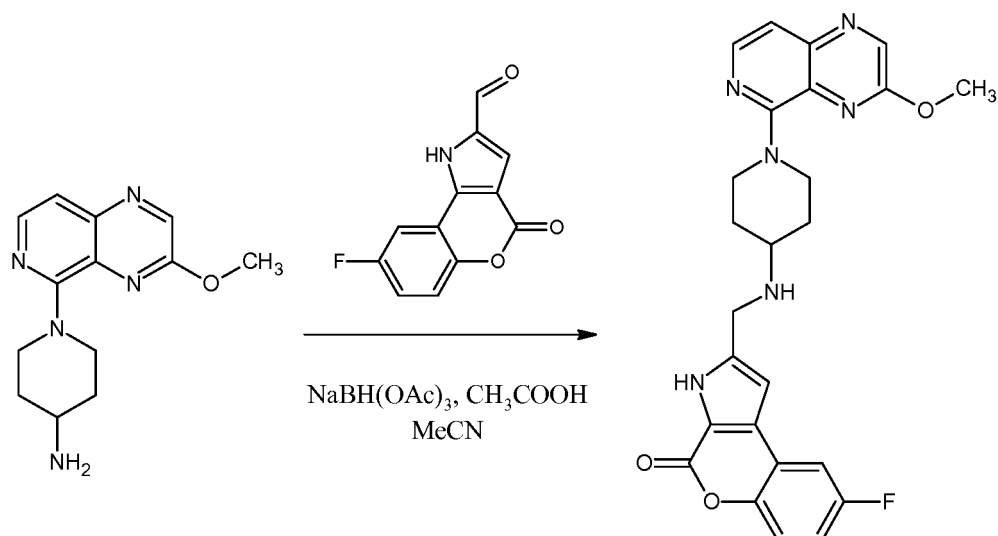
50 [0420]

55

5

10

15



20 **[0421]** The title compound was prepared according to the procedure described for the synthesis of compound 187 using 1-(3-methoxypyrido[3,4-b]pyrazin-5-yl)piperidin-4-amine (Y= 44%). LC-MS (M-H+) = 475.2.

25 ^1H NMR (400 MHz, DMSO-d_6) δ ppm 1.35 - 1.53 (m, 2 H), 1.89 - 2.02 (m, 2 H), 2.69 - 2.84 (m, 1 H), 3.11 (t, J=11.35 Hz, 2 H), 3.90 (s, 2 H), 3.99 (s, 3 H), 4.60 - 4.71 (m, 2 H), 6.57 (s, 1 H), 6.98 (d, J=5.67 Hz, 1 H), 7.26 (td, J=8.75, 3.03 Hz, 1 H), 7.44 (dd, J=9.10, 4.60 Hz, 1 H), 7.92 (dd, J=9.10, 3.03 Hz, 1 H), 8.13 (d, J=5.48 Hz, 1 H), 8.15 (s, 1 H), 8.42 (s, 1 H), 12.68 (br. s., 1 H).

Preparation of compound 203

30

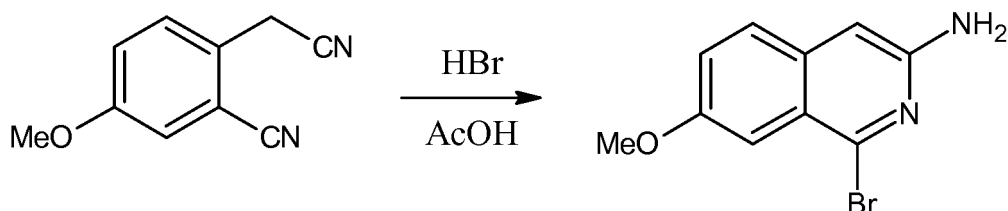
[0422] Compound 203 was prepared as described herein below.

Step 1 - Synthesis of 1-bromo-7-methoxyisoquinolin-3-amine:

[0423]

35

40



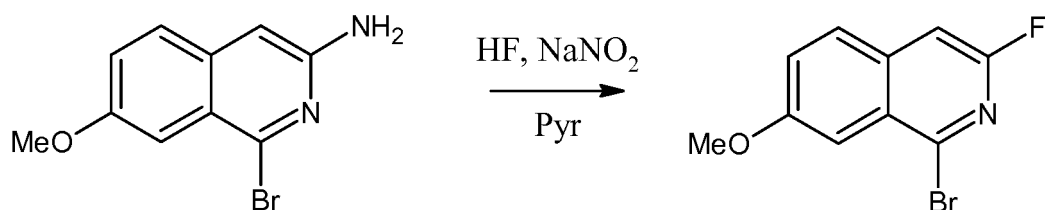
45 **[0424]** The title intermediate was prepared according to the procedure described for the synthesis of 2-(cyanomethyl)-5-fluorobenzonitrile (see compound 149) using 2-(cyanomethyl)-5-methoxybenzonitrile (Y=17%). LCMS m/z: 253.0 (M+1). ^1H NMR (300 MHz, DMSO-d_6) δ ppm 7.55 (d, J = 9.1 Hz, 1H), 7.22 (dd, J = 9.0, 2.5 Hz, 1H), 7.14 (d, J = 2.5 Hz, 1H), 6.64 (s, 1H), 6.05 (s, 2H), 3.85 (s, 3H).

Step 2 - Synthesis of 1-bromo-3-fluoro-7-methoxyisoquinoline:

50

[0425]

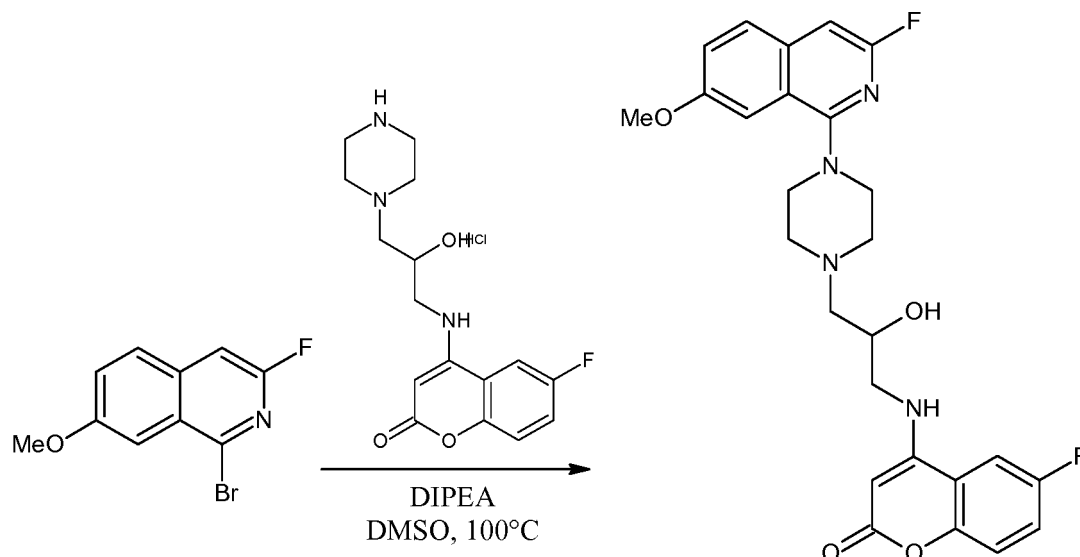
55



[0426] The title intermediate was prepared according to the procedure described for the synthesis of 1-bromo-3,7-difluoroisoquinoline (see compound 149) using 1-bromo-7-methoxyisoquinolin-3-amine (Y=66%). LCMS m/z: 256.0 (M+1). ¹H NMR (400 MHz, DMSO-d₆) δ ppm 8.01 (d, J = 9.0 Hz, 1H), 7.71 (s, 1H), 7.58 (dd, J = 9.3, 2.2 Hz, 1H), 7.43 (d, J = 2.4 Hz, 1H), 3.96 (s, 3H).

Step 3 - Synthesis of 6-fluoro-4-({3-[4-(3-fluoro-7-methoxyisoquinolin-1-yl)piperazin-1-yl]-2-hydroxypropyl}amino)-2H-1-benzopyran-2-one (compound 203):

[0427]

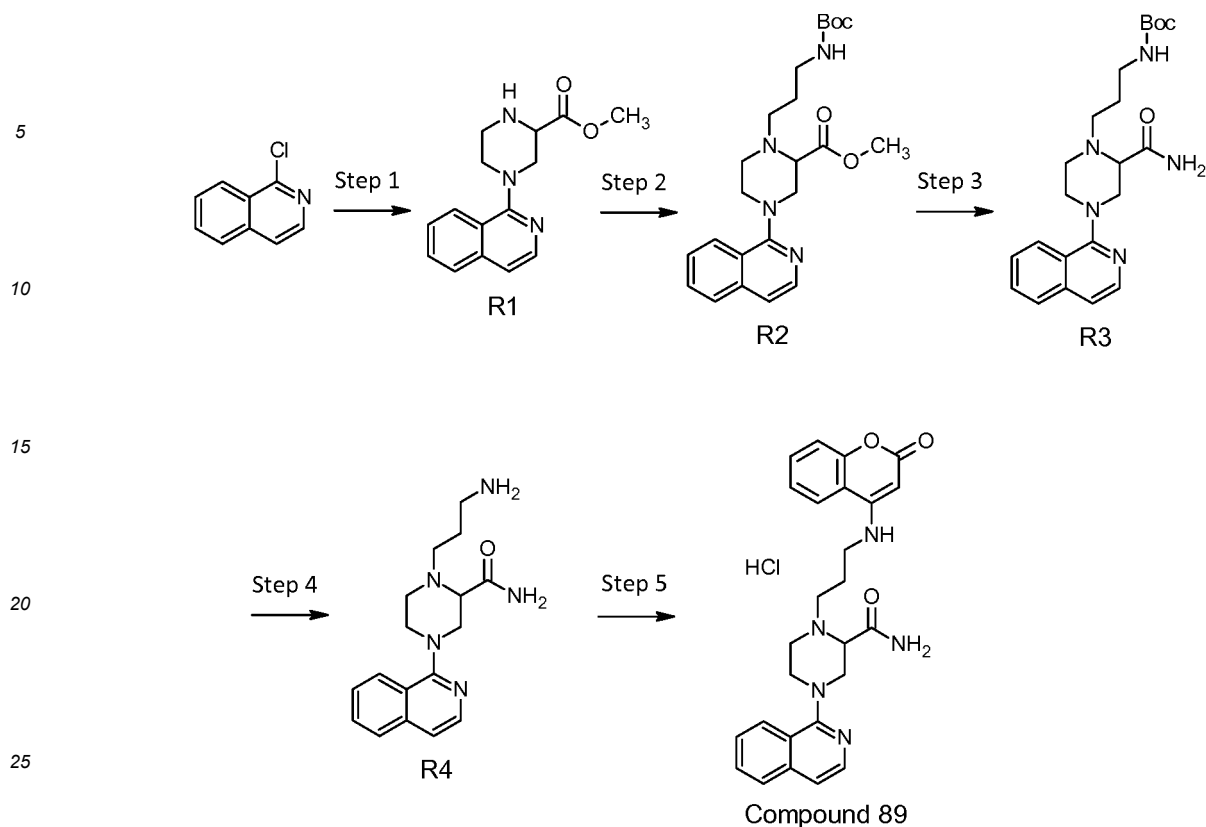


[0428] *N,N*-Diisopropylethylamine (1.7 mL, 9.57 mmol) was added to a stirred suspension of 1-bromo-3-fluoro-7-methoxyisoquinoline (490 mg, 1.91 mmol) and 6-fluoro-4-([2-hydroxy-3-(piperazin-1-yl)propyl]amino)-2H-1-benzopyran-2-one hydrochloride (prepared as described in the synthesis of compound 166, 754 mg, 1.91 mmol) in DMSO (15 mL). The resulting mixture was stirred at 100°C for 18 h then was cooled, poured into water (25 mL) and extracted with diethyl ether (3 x 25 mL) and with DCM (20 mL). The combined organic layers were dried over magnesium sulfate, filtered and concentrated. The crude was absorbed onto silica gel and purified by flash chromatography (DCM/MeOH/NH₃) to give 6-fluoro-4-({3-[4-(3-fluoro-7-methoxyisoquinolin-1-yl)piperazin-1-yl]-2-hydroxypropyl}amino)-2H-1-benzopyran-2-one (375 mg, 39% yield) as a beige solid. LCMS m/z: 497.1 (M+1).

¹H NMR (400 MHz, DMSO-d₆) δ ppm 8.02 (dd, J = 10.0, 2.9 Hz, 1H), 7.82 (d, J = 9.0 Hz, 1H), 7.71 (t, J = 5.5 Hz, 1H), 7.52 - 7.43 (m, 1H), 7.42 - 7.33 (m, 2H), 7.28 (d, J = 2.4 Hz, 1H), 7.01 (s, 1H), 5.34 (s, 1H), 4.99 (d, J = 4.8 Hz, 1H), 4.03 - 3.92 (m, 1H), 3.89 (s, 3H), 3.48 - 3.35 (m, 5H), 3.29 - 3.18 (m, 1H), 2.83 - 2.68 (m, 4H).

Preparation of compound 89

[0429] Compound 89 was prepared as described hereinbelow, following the synthetic pathway R.



Step 1

[0430] A mixture of potassium carbonate (634 mg, 4.6 mmoles, 1.5 eq.), 1-chloroisoquinoline (500 mg, 3.1 mmoles, 1 eq.) and methyl piperazine-2-carboxylate (880 mg, 6.1 mmoles, 2 eq.) in DMSO (4 mL) was heated to 120°C under microwave irradiation for 5 hours. The reaction was allowed to cool to room temperature. The solid was filtered, washed with water then dried under reduced pressure to give methyl 4-(isoquinolin-1-yl)piperazine-2-carboxylate, intermediate compound R1 (Y=81%).

Step 2

[0431] NaH (60% dispersion in mineral oil, 81 mg, 2 mmoles, 1.1 eq.) and *tert*-butyl N-(3-bromopropyl)carbamate (330 mg, 1.4 mmoles, 0.75 eq.) were added to a stirred solution of intermediate compound R1 (488 mg, 1.8 mmoles, 1 eq.) in anhydrous DMF (6 mL). The mixture was stirred for 4 hours then was quenched with water and extracted with ethyl acetate. The organic phase was dried over sodium sulfate and chromatographed on silica eluting with a gradient of 50-100% EtOAc in petroleum ether to give methyl 1-{3-[(*tert*-butoxycarbonyl)amino]propyl}-4-(isoquinolin-1-yl)piperazine-2-carboxylate intermediate compound R2 (Y=51%).

Step 3

[0432] To a solution of intermediate compound R2 (130 mg, 0.3 mmoles, 1 eq.) in THF/water 9:1 (10 mL) LiOH (13 mg, 0.33 mmoles, 1.1 eq.) was added. The mixture was stirred at 60°C for 5 hours then was concentrated under reduced pressure. The crude material was dissolved in DMF (2 mL), TEA (62 μ L, 0.45 mmoles, 1.5 eq.) was added followed by hexamethyldisilazane (72.4 mg, 0.45 mmoles, 1.5 eq.). The mixture was cooled to 0°C and HATU (137mg, 0.36 mmoles, 1.2 eq.) was added. After stirring 3h at r.t. the solvent was evaporated in vacuum, the residue was dissolved in ethyl acetate and washed with brine. The organic phase was separated, dried and evaporated by vacuum. The crude material was purified by Si-column eluting with ethyl acetate/MeOH 95:5 to obtain 90 mg of *tert*-butyl {3-[2-carbamoyl-4-(isoquinolin-1-yl)piperazin-1-yl]propyl}carbamate, intermediate compound R3 (Y=58%). LC-MS (M-H⁺) = 414.4

Step 4

[0433] TFA (1 mL) was added to a solution of intermediate compound R3 (78 mg, 0.2 mmoles, 1 eq.) in dichloromethane (3 mL) at room temperature and the resulting mixture was stirred for 60 minutes. The volatiles were evaporated under reduced pressure then the residue was dissolved in MeOH (2 mL) and loaded onto a preconditioned SCX cartridge (1 g). The SCX was eluted with MeOH and then a 2M solution of ammonia in methanol. The basic fractions were evaporated under reduced pressure to give 56 mg of 1-(3-aminopropyl)-4-(isoquinolin-1-yl)piperazine-2-carboxamide, intermediate compound R4 (Y=quant.). LC-MS (M-H⁺) = 314.2

Step 5

[0434] A solution of intermediate compound R4 (56 mg, 0.2 mmoles, 1.1 eq.), triethylamine (37 μ L, 0.27 mmoles, 1.5 eq.) and 2-oxo-2H-chromen-4-yl trifluoromethanesulfonate, intermediate compound A1 (53 mg, 0.18 mmoles, 1 eq.) in acetonitrile (2 mL) was heated to 70°C for 1 hour. The reaction mixture was concentrated under reduced pressure and the residue was partitioned between dichloromethane (10 mL) and a brine/sodium bicarbonate mixture (1:1, 10 mL). The mixture was filtered through a hydrophobic frit (Phase Separator) washing with dichloromethane (10 mL). The organic phase was evaporated under reduced pressure and the residue was chromatographed on NH-modified silica gel (2x SNAP 11 in series) eluting with a gradient of 20-100% EtOAc in cyclohexane to give 79 mg of a colorless sticky gum. The product was dissolved in dichloromethane (3 mL) and treated with 1M HCl solution in diethyl ether (0.46 mL) causing precipitation. The resulting mixture was evaporated under reduced pressure and the residue was triturated with diethyl ether. The solids were dried to give 4-(isoquinolin-1-yl)-1-{3-[(2-oxo-2H-chromen-4-yl)amino]propyl}piperazine-2-carboxamide hydrochloride (compound 89) (Y=25%). LC-MS (M-H⁺) = 458.4

[0435] Compound 89 : ¹H NMR (400 MHz, DMSO-d₆) δ 10.23 (br. s., 1H), 8.38 (br. s., 1H), 8.19 (d, J=8.5 Hz, 1H), 8.15 (d, J=5.8 Hz, 1H), 8.05 (d, J=7.3 Hz, 1H), 7.99 (br. s., 1H), 7.96 (d, J=8.3 Hz, 1H), 7.83 (t, J=5.8 Hz, 1H), 7.78 (t, J=7.4 Hz, 1H), 7.70 - 7.64 (m, 1H), 7.64 - 7.58 (m, 1H), 7.54 (d, J=5.8 Hz, 1H), 7.39 - 7.29 (m, 2H), 5.29 (s, 1H), 4.49 - 3.82 (m, 4H), 3.75 - 3.53 (m, 2H), 3.48 - 3.19 (m, 6H), 2.24 - 1.93 (m, 2H)

BIOLOGICAL ASSAYSExample 1Inhibition of DNA gyrase and Topo IV in E.coli and S. aureus

[0436] The above compounds were tested for the inhibition of the enzyme DNA gyrase in a gyrase supercoiling assay and for the inhibition of the enzyme topoisomerase IV in a decatenation assay, in both Gram positive and Gram negative bacteria, according to the following methods.

[0437] Both the assays were carried out according to a set-up method modified from the article to Blanche F, et al. "Differential Behaviors of Staphylococcus aureus and Escherichia coli Type II DNA Topoisomerases", Antimicrob. Agents Chemother., 1996, Vol. 40, No. 12 p. 2714-2720.

[0438] The compounds were screened at single concentration (200, 100 or 50 μ M), in duplicate.

[0439] Ciprofloxacin and novobiocin were used as reference compounds, at single concentration of 200 and 50 μ M, respectively.

DNA gyrase supercoiling assay.

[0440] Reagents from *S.aureus* and *E.coli* Gyrase Supercoiling Assay kits (Inspiralis, UK) were used. A master mix with a total volume sufficient for the number of reactions to perform was prepared with the following reagents: 5x assay buffer, relaxed pBR322 substrate (0.5 μ g/reaction), RNase-DNase free water. Aliquots of this mix were dispensed in each tube, then 10x compound stock solutions or vehicle control (DMSO), were added to each reaction tube.

[0441] Reaction was started with *E.Coli* (2 U/reaction) or *S.aureus* (1 U/reaction) gyrase enzyme addition.

[0442] A sample added with an equal volume of dilution buffer was used as negative control (without enzyme).

[0443] The reaction tubes were gently vortexed and incubated 30 minutes at 37°C. Each reaction was stopped by adding 30 μ l of Stop Buffer and 30 μ l chloroform/isoamyl alcohol (24/1), briefly vortexed for 5-10 seconds and centrifuged at 20000xg for 2 minutes. Samples were loaded onto 1% agarose gel and subjected to electrophoresis for 1 hour at 80V constant voltage in TAE (40 mM Tris-acetate, 2 mM EDTA).

[0444] Data acquisition and analysis. Treatment of relaxed pBR322 with DNA gyrase converted the relaxed topoisomers (DNAs of different linking number) to the supercoiled form of the plasmid, which migrates faster on an agarose gel. An upper band might also be visible, which consists of open-circular (nicked) DNA which is present in the relaxed substrate

but co-migrates with some of the relaxed topoisomers.

[0445] Bands were visualized by ethidium bromide staining (dilution 1:20000) for 30 minutes followed by destaining in distilled water for 10 minutes.

[0446] In order to evaluate the compounds activity on the enzyme, the bands of supercoiled DNAs in the gel were photographed by a digital imaging system ImageQuant LAS 4000 (GE Healthcare) according to manufacturer's instructions.

[0447] The fluorescent intensity of each band was analyzed by ImageQuant TL software and it was expressed as volume (volume of the uncalibrated quantity of material in the image feature after subtraction of the background intensity by using rolling ball method).

[0448] Each band intensity was compared, as percentage, to vehicle sample band intensity, which served as positive control, on the same gel.

[0449] Inhibitory activity was expressed as percent of inhibition versus the positive control.

[0450] The results are summarized in the following Table 2.

15 Topoisomerase IV decatenation assay

[0451] *S.aureus* and *E.coli* Topoisomerase IV decatenation kits (Inspiralis, UK) were used. A master mix with a total volume sufficient for the number of reactions to perform was prepared with the following reagents: 5x assay buffer (50 mM HEPES-KOH (pH 7.6), 100 mM potassium glutamate, 10 mM magnesium acetate, 10 mM DTT, 1 mM ATP, 50 µg/ml albumin), kDNA substrate (200 ng/reaction), RNase-DNase free water. Aliquots of this mix were dispensed in each tube, then 10x compound stock solutions or vehicle control (DMSO), were added in each reaction tube.

[0452] Reaction was started with Topoisomerase IV enzyme (0.5 U/reaction) addition.

[0453] A sample added with an equal volume of dilution buffer was used as negative control (without enzyme).

[0454] The reaction tubes were gently vortexed and incubated 30 minutes at 37°C. Each reaction was stopped by adding 30 µl of Stop Buffer and 30 µl of chloroform/isoamyl alcohol (24/1), briefly vortexed for 5-10 seconds and centrifuged at 20000xg for 2 minutes. Samples taken from the upper phase were loaded into 1% agarose gel and subjected to electrophoresis for 1 hour at 80V constant voltage in TAE (40 mM Tris-acetate, 2 mM EDTA).

[0455] Data acquisition and analysis. Due to the high molecular mass, kDNA could not enter an agarose gel under normal electrophoresis conditions, but remained in the wells. In the presence of Topo IV topoisomerase mini-circles (2.5 Kb) were released from kDNA by decatenation and were quickly and easily resolved in the gel at relatively high voltages.

[0456] Bands were visualized by ethidium bromide staining (dil 1:20000) for 30 minutes followed by destaining in distilled water for 10 minutes.

[0457] For single concentration screening assay, in order to evaluate the compounds activity on the enzymes, the bands of decatenated DNAs in the gel were photographed by a digital imaging system ImageQuant LAS 4000 (GE Healthcare) according to manufacturer's instructions.

[0458] The fluorescent intensity of each band was analyzed by ImageQuant TL software and it was expressed as volume (volume of the uncalibrated quantity of material in the image feature after subtraction of the background intensity by using rolling ball method).

[0459] Each band intensity was compared, as percentage, to vehicle sample band intensity, which served as positive control, on the same gel.

[0460] Inhibitory activity was expressed as percent of inhibition versus the positive control.

[0461] The results are summarized in the following Table 2, wherein the compounds marked with an asterisk are not part of the invention.

45 Table 2

Compound No.	conc. (µM)	E. coli		S. aureus	
		% inhibition DNA gyrase	% inhibition Topo IV	% inhibition DNA gyrase	% inhibition Topo IV
27*	200	61	53	n/a	n/a
29*	200	92	100	86	n/a
40*	200	54	78	n/a	n/a
44	200	100	100	100	65
46*	200	57	94	100	n/a
51	100	100	88	91	n/a

EP 3 233 827 B1

(continued)

Compound No.	conc. (μM)	E. coli		S. aureus	
		% inhibition DNA gyrase	% inhibition Topo IV	% inhibition DNA gyrase	% inhibition Topo IV
52	100	100	96	81	n/a
54	100	89	52	n/a	n/a
55	100	94	95	86	n/a
56	100	96	79	70	n/a
59	100	81	100	90	77
61	100	92	92	88	n/a
62	100	96	71	86	n/a
63*	100	98	51	n/a	n/a
64	100	93	94	93	n/a
65	100	94	80	80	n/a
66	100	100	58	87	n/a
67	100	89	100	97	100
69	100	94	51	88	n/a
72	100	98	91	97	76
73	100	85	n/a	93	49
77	50	93	73	85	n/a
78	50	89	65	81	n/a
79	50	100	100	87	92
80	50	100	100	92	89
86*	50	96	64	95	53
88	50	100	100	100	88
89	50	87	51	n/a	n/a
90	50	93	81	89	n/a
91	50	99	95	95	67
93	50	100	100	95	63
94	50	100	91	100	88
95	50	92	53	81	n/a
98	50	93	90	90	n/a
99	50	98	100	94	92
100	50	95	76	91	n/a
102	50	100	100	100	100
103	50	98	100	100	100
104	50	100	100	100	100
105	50	91	66	100	n/a
106	50	100	100	100	68
108	50	100	76	100	n/a

EP 3 233 827 B1

(continued)

Compound No.	conc. (μM)	E. coli		S. aureus	
		% inhibition DNA gyrase	% inhibition Topo IV	% inhibition DNA gyrase	% inhibition Topo IV
109	50	100	72	100	n/a
124	50	79	62	75	n/a
125*	50	86	68	89	n/a
126*	50	96	100	95	86
127*	50	89	70	76	n/a
131	50	100	100	81	78
134	50	87	78	71	n/a
143	50	96	91	89	n/a
144	50	72	85	65	n/a
145	50	99	100	97	n/a
146	50	91	100	93	n/a
147	50	84	74	85	n/a
148	50	96	100	100	100
149	50	90	90	100	100
150*	50	50	50	100	50
152	50	88	100	100	88
153	50	72	50	100	61
155	50	60	0	50	50
156	50	78	91	89	86
158	50	95	97	100	100
159	50	94	98	100	100
162	50	95	100	100	100
163	50	80	90	30	100
166	50	80	90	70	97
171	50	93	97	100	72
172	50	94	89	64	39
177	50	77	74	98	14
184	50	68	58	83	69
186	50	70	54	100	87
187	50	79	82	95	95
188	50	100	92	97	98
192	50	70	37	88	76
195	50	99	100	100	100
196	50	85	100	83	89
199	50	90	100	92	100

EP 3 233 827 B1

(continued)

Compound No.	conc. (μM)	E. coli		S. aureus	
		% inhibition DNA gyrase	% inhibition Topo IV	% inhibition DNA gyrase	% inhibition Topo IV
203	50	100	100	100	100
n/a = not active					

[0462] The above results showed that the exemplified compounds effectively inhibited both DNA gyrase and Topo IV of E.coli, which is a Gram positive bacteria, and/or S.aureus, which is a Gram negative bacteria.

Example 2

Determination of IC₅₀

[0463] The compounds that in the above example 1 showed an inhibitory activity higher than selected cut-off (i.e., at least 50% inhibition at single concentration) were further assayed in concentration-response curve (eight half-log concentrations ranging from 0.1 to 300 μM) in order to determine the IC₅₀.

[0464] The supercoiled or decatenated DNA bands obtained as described in Example 1 were analysed as follows.

[0465] Bands were analyzed by gel documentation equipment (Syngene, Cambridge, UK) and quantitated using Syngene Gene Tools software. Raw gel data (fluorescent band volumes) collected from Syngene, GeneTools gel analysis software were converted to a percentage of the 100% control (the fully supercoiled or decatenated DNA band). These data were analyzed using SigmaPlot Version 12.3 (2013). The IC₅₀ data were calculated by using the global curve fit non-linear regression tool by selecting the Single, 2 Parameter fit function from the Exponential Decay equation category.

[0466] The results are reported in the following table 3, wherein the compounds marked with an asterisk are not part of the invention.

Table 3

Compound No.	E. coli		S. aureus	
	IC ₅₀ DNA gyrase	IC ₅₀ Topo IV	IC ₅₀ DNA gyrase	IC ₅₀ Topo IV
29*	6	10	20	-
44	0.5	10	14	90
51	0.9	2.4	4.5	-
52	2.3	1.7	6.8	-
55	2.1	2.6	5.6	-
56	4.8	13.1	33.1	-
59	1.2	16.1	4.4	18.5
61	3.3	20.2	8.7	-
62	22.3	6.7	6.9	-
64	20.4	16.5	5.2	-
65	40.6	29.3	26.8	-
66	2.3	3.2	12.1	-
67	0.8	1.7	2.8	11.8
69	12	51	300	-
72	2.6	3.8	9.6	52
73	66	-	43.3	136.9
77	6.8	3.8	13.9	-

EP 3 233 827 B1

(continued)

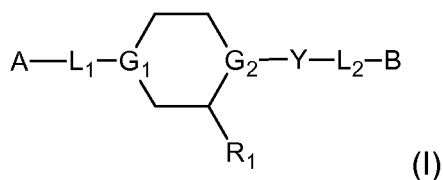
Compound No.	E. coli		S. aureus		
	IC ₅₀ DNA gyrase	IC ₅₀ Topo IV	IC ₅₀ DNA gyrase	IC ₅₀ Topo IV	
5	78	19.5	6.8	6.3	-
	79	0.6	1.2	5.2	5.5
	80	1.2	1.3	3.9	3.1
10	86*	7.6	7.8	3.7	52.8
	88	3.2	0.9	1.1	6.7
	89	28	54	33	-
15	90	8.3	15.5	9.3	-
	91	0.9	1.9	2.6	7.1
	93	2.2	3.8	5.2	6.9
	94	4.8	3.0	4.2	13.8
20	95	5.6	3.9	-	-
	98	5.6	8.8	4.6	-
	99	2.1	1.5	0.4	3.5
25	100	4.5	10.2	4.7	-
	102	1.8	1.1	1.5	1.7
	103	1.1	1.3	1.6	3.0
	104	1.5	0.4	0.6	0.3
30	105	11.4	5.6	6.6	-
	106	2.7	2.2	1	0.6
	108	1.0	1.8	4.8	-
35	109	5.1	5.6	20.7	-
	124	7.0	6.0	9.0	-
	125*	6.3	59	19	-
	126*	1.3	8.0	1.3	15
40	127*	2.9	52.5	-	-
	134	2.8	2.5	0.81	1.72
	148	0.42	0.12	0.024	0.05
45	149	0.1	0.14	0.018	0.04
	150*	17.1	4.24	1.02	5.89
	152	0.66	0.85	0.31	0.53
	153	1.42	1.34	0.49	2.3
50	155	6.31	-	8.74	7.21
	156	2.74	0.64	1.76	1.25
	158	1.86	0.92	0.86	2.13
55	159	1.65	1.04	0.51	1.09
	162	4.85	0.95	0.88	0.31
	163	4.4	9.89	82.7	1.22

(continued)

Compound No.	E. coli		S. aureus	
	IC ₅₀ DNA gyrase	IC ₅₀ Topo IV	IC ₅₀ DNA gyrase	IC ₅₀ Topo IV
166	0.15	0.2	1.13	0.3
187	0.19	1.57	0.16	1.37
188	0.09	0.3	0.015	0.2
192	0.08	0.13	0.017	0.1
195	0.14	0.3	0.1	0.1
196	0.79	2.54	0.16	0.39

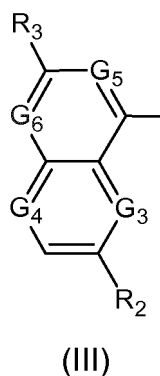
Claims

1. A compound of formula (I):



wherein

G₁ and G₂, identical or different each other, are CH or N, provided that at least one of G₁ and G₂ is N;
 R₁ is hydrogen atom, halogen atom, OH, (C₁₋₃)alkyl, (C₁₋₃)alkoxy, (C₁₋₃)alkyl-OH, -COOR' or -CONR'R", wherein R' and R", identical or different each other, are hydrogen atom or (C₁₋₃)alkyl;
 L₁ is a σ bond, -CH₂-, -O- or -NH-;
 Y is (C₁₋₆)alkylenyl group, -NH-(C₁₋₆)alkylenyl group or (C₄₋₅)cycloalkylenyl group, said group being optionally substituted with a hydroxy group or an amino group or a formamido group-(NH-CHO);
 L₂ is σ bond, -NH- or -NH-(C₁₋₆)alkylenyl-;
 A is a fused bicyclic group having formula (III)



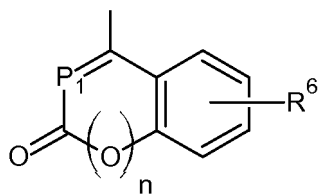
wherein

G₃ is N or C(R'), wherein R' is H or (C₁₋₃)alkyl;
 G₄, G₅, and G₆ identical or different each other, are CH, CF, C-CN, or N,
 R₂ is hydrogen atom, halogen atom, hydroxy, cyano, (C₁₋₃)alkyl, (C₁₋₃)alkoxy, CF₃, OCF₃ or NR'R", wherein R' and R", identical or different each other, are hydrogen atom or (C₁₋₃)alkyl; and
 R₃ is hydrogen atom, halogen atom, hydroxy, cyano, (C₁₋₃)alkyl, (C₁₋₃)alkoxy, trifluoromethyl or NR'R", wherein R' and R" are hydrogen atom or (C₁₋₃)alkyl;

and

B is a fused bicyclic group having the following formula (V), or a fused tricyclic group having the following formula (VII):

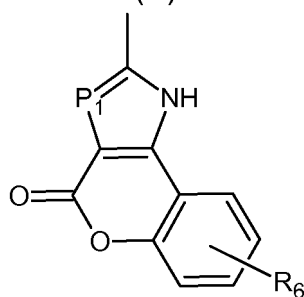
5



10

(V)

15



20

(VII)

25

wherein

P_1 is N or CR' , wherein R' is H, CN or CF_3 ;

n is 0 or 1; and

R_6 is hydrogen atom, halogen atom, CF_3 , hydroxy or $NR'R''$.

30

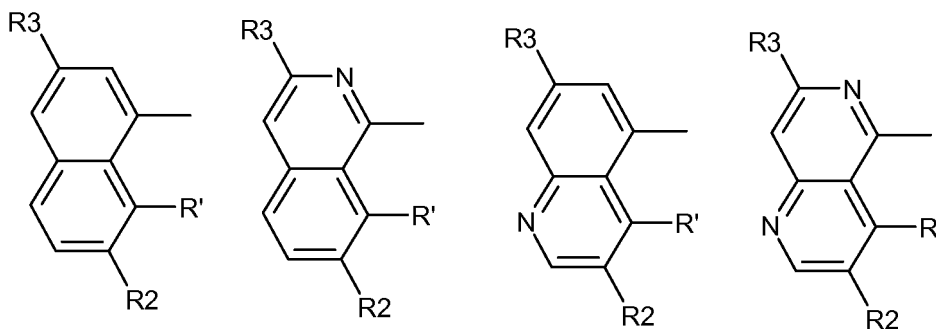
wherein R' and R'' , identical or different each other, are hydrogen atom or (C_{1-3}) alkyl;

and addition salts with pharmaceutically acceptable organic or inorganic acids or bases, enantiomers, N-oxides and quaternary ammonium salts of said compound of formula (I).

35

2. The compound according to claim 1, wherein A is a fused bicyclic ring having one of the following formulae:

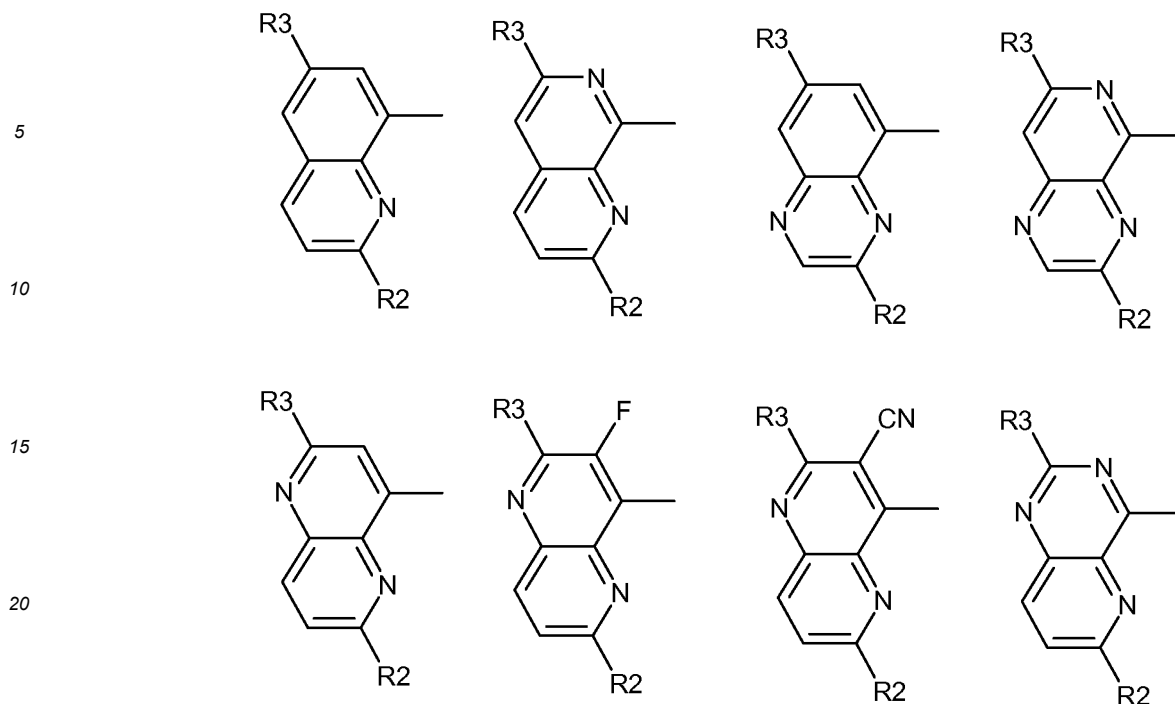
40



45

50

55



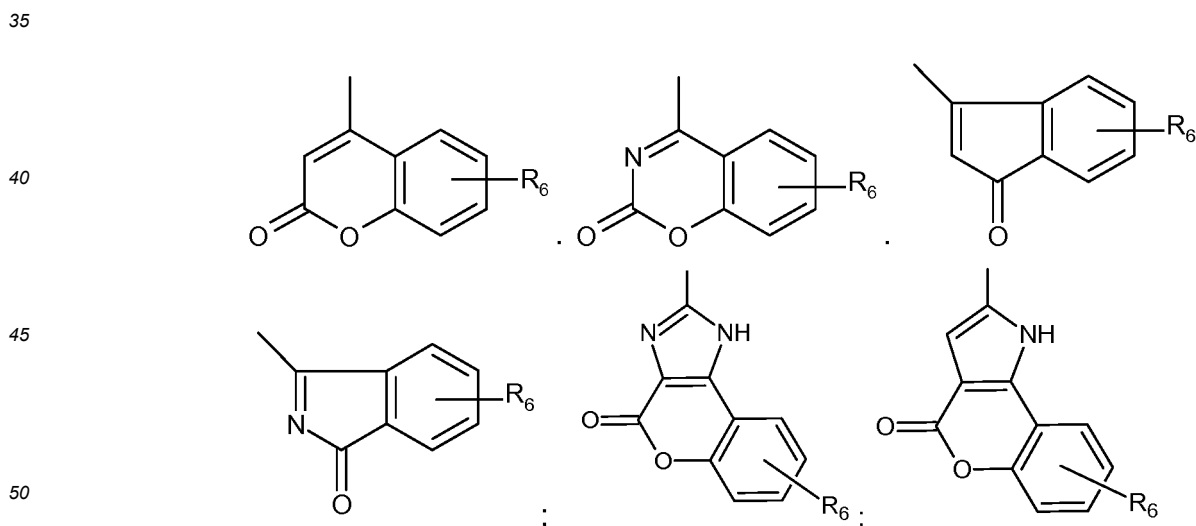
25 wherein

R' is H or (C₁₋₃)alkyl

R₂ is hydrogen atom, halogen atom, hydroxy, cyano, (C₁₋₃)alkyl, (C₁₋₃)alkoxy, OCF₃ or NR'R'', wherein R' and R'', identical or different each other, are hydrogen atom or (C₁₋₃)alkyl; and

30 R₃ is hydrogen atom, halogen atom, hydroxy, cyano, (C₁₋₃)alkyl, (C₁₋₃)alkoxy, trifluoromethyl or NR'R'', wherein R' and R'' are hydrogen atom or (C₁₋₃)alkyl.

3. The compound according to claim 1, wherein B is a fused bicyclic or tricyclic group having one of the following formulae:



55 wherein R₆ is hydrogen atom, halogen atom, CF₃, hydroxy or NR'R''. wherein R' and R'', identical or different each other, are hydrogen atom or (C₁₋₃)alkyl.

4. The compound according to claim 1, wherein G₃ is N, CH or C(CH₃).

5. The compound according to any one of preceding claim 1 to 4, wherein R₃ is hydrogen atom, halogen atom, cyano,

(C₁₋₃)alkyl or NR'R", wherein R' and R" are hydrogen atom or (C₁₋₃)alkyl.

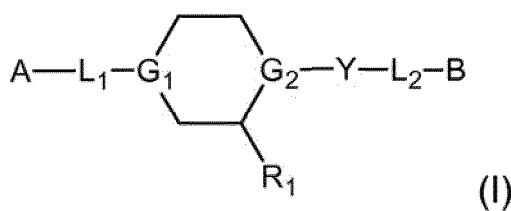
- 5
6. The compound according to any one of preceding claim 1 to 4, wherein R₃ is hydrogen atom, F, Cl, cyano, CH₃, NH₂ or N(CH₃)₂.
7. The compound according to any one of preceding claim 1 to 4, wherein said R₄ is hydrogen atom, fluorine atom, chlorine atom, OH, (C₁₋₃)alkyl-OH, -COOR' or -CON(R')(R"), wherein R' and R", identical or different each other, are hydrogen atom or (C₁₋₃)alkyl.
- 10
8. The compound according to any one of preceding claim 1 to 4, wherein said R₂ is hydrogen atom, halogen atom, cyano, (C₁₋₃)alkyl, (C₁₋₃)alkoxy, or NR'R", wherein R' and R", identical or different each other, are hydrogen atom or (C₁₋₃)alkyl.
- 15
9. The compound according to any one of preceding claim 1 to 4, wherein said Y is (C₁₋₄)alkylenyl group, -NH-(C₁₋₄)alkylenyl group or (C₄₋₅)cycloalkylenyl group, said group being optionally substituted with one hydroxy group or an amino group.
10. The compound according to any one of preceding claim 1 to 4, wherein said R₆ is a hydrogen atom or a halogen atom.
- 20
11. A pharmaceutical composition comprising at least one compound of formula (I) according to any of the preceding claims 1 to 10, a salt thereof with a pharmaceutically acceptable organic or inorganic acid or base, or an enantiomer thereof, or a quaternary ammonium salt thereof, or a N-oxide thereof, and at least one inert pharmaceutically acceptable excipient.
- 25
12. The compound of formula (I) according to any of the preceding claims 1 to 10, for use in medicine.
13. The compound of formula (I) according to any of the preceding claims 1 to 10, for use in the treatment of bacterial infections.
- 30
14. The compound of formula (I) according to any of the preceding claims 1 to 10 for use according to claim 13, wherein said bacterial infections is selected from the group consisting of a skin infection, a mucosal infection, a gynecological infection, a respiratory tract infection (RTI), a CNS infections, a gastro-intestinal infection, a bone infection, a cardiovascular infection, a sexually transmitted infection, or a urinary tract infection.

35

Patentansprüche

1. Verbindung der Formel (I):

40



45

worin

- 50
- G₁ und G₂ gleich oder verschieden sind und für CH oder N stehen, mit der Maßgabe, dass wenigstens einer von G₁ und G₂ für N steht;
- R₁ für ein Wasserstoffatom, Halogenatom, OH, (C₁₋₃)Alkyl, (C₁₋₃)Alkoxy, (C₁₋₃)Alkyl-OH, -COOR' oder -CONR'R" steht, worin R' und R" gleich oder verschieden sind und für ein Wasserstoffatom oder (C₁₋₃)Alkyl stehen;
- 55
- L₁ für eine σ-Bindung, -CH₂-, -O- oder -NH- steht;
- Y für eine (C₁₋₆)Alkylenylgruppe, -NH-(C₁₋₆)Alkylenylgruppe oder (C₄₋₅)Cycloalkylenylgruppe steht, wobei die Gruppe gegebenenfalls mit einer Hydroxygruppe oder einer Aminogruppe oder einer Formamidogruppe-(NH-CHO) substituiert ist;

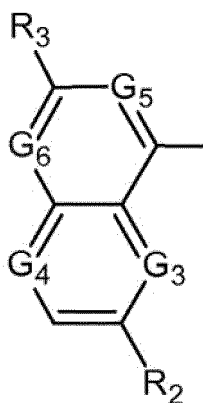
EP 3 233 827 B1

L₂ für eine σ -Bindung, -NH- oder -NH-(C₁₋₆)Alkylenyl- steht;
 A für eine kondensierte bicyclische Gruppe der Formel (III) steht

5

10

15



(III)

20

worin

G₃ für N oder C(R') steht, worin R' für H oder (C₁₋₃)Alkyl steht;

G₄, G₅ und G₆ gleich oder verschieden sind und für CH, CF, C-CN oder N stehen,

25

R₂ für ein Wasserstoffatom, Halogenatom, Hydroxy, Cyano, (C₁₋₃)Alkyl, (C₁₋₃)Alkoxy, CF₃, OCF₃ oder NR'R'' steht, worin R' und R'' gleich oder verschieden sind und für ein Wasserstoffatom oder (C₁₋₃)Alkyl stehen;

und

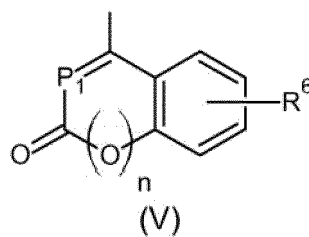
R₃ für ein Wasserstoffatom, Halogenatom, Hydroxy, Cyano, (C₁₋₃)Alkyl, (C₁₋₃)Alkoxy, Trifluormethyl oder NR'R'' steht, worin R' und R'' für ein Wasserstoffatom oder (C₁₋₃)Alkyl stehen;

und

30

B für eine kondensierte bicyclische Gruppe der folgenden Formel (V) oder für eine kondensierte tricyclische Gruppe der folgenden Formel (VII) steht:

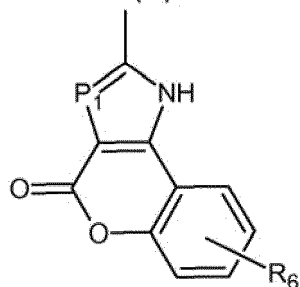
35



40

(V)

45



50

(VII)

worin

P₁ für N oder CR' steht, worin R' für H, CN oder CF₃ steht;

55

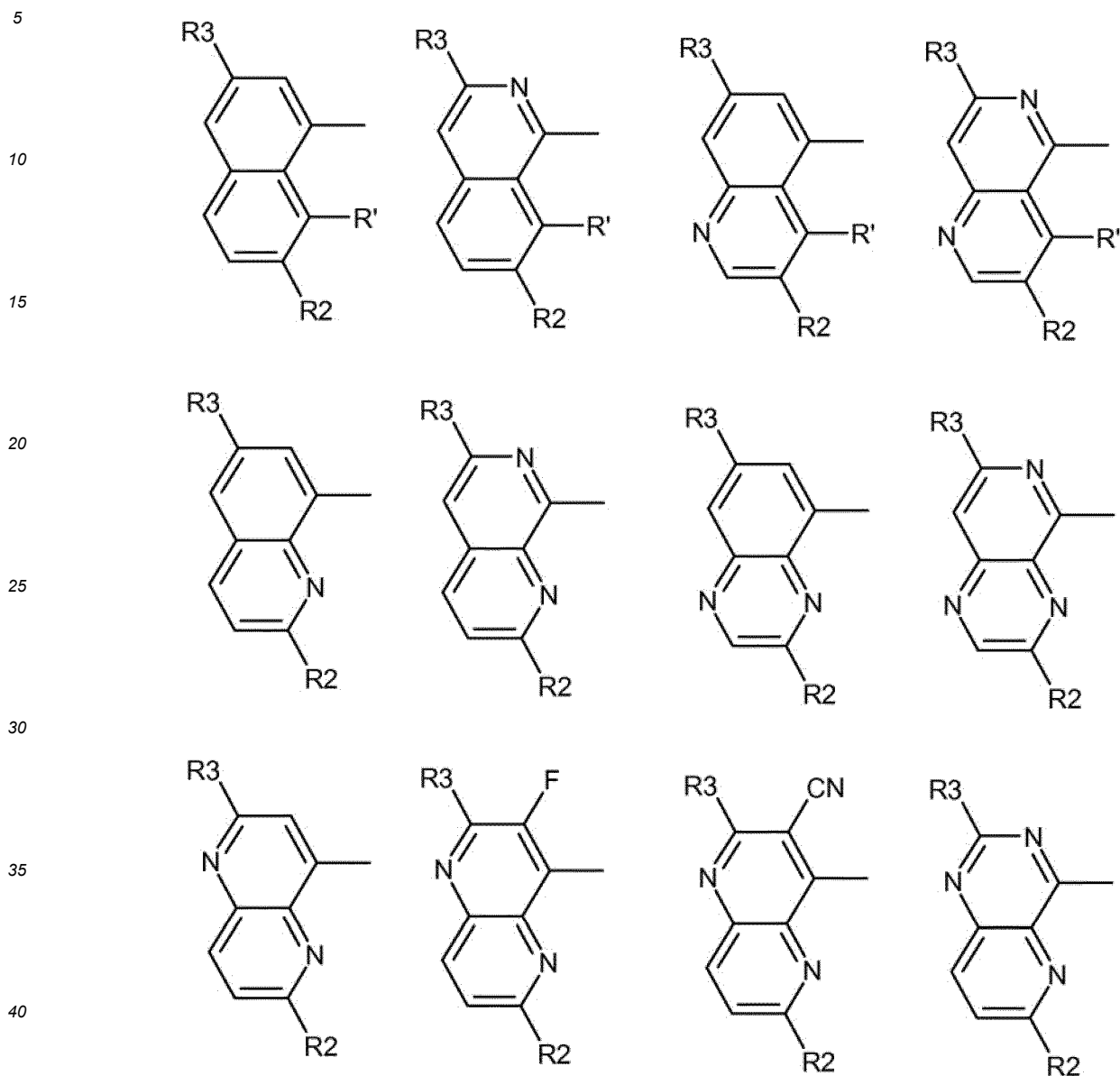
n für 0 oder 1 steht; und

R₆ für ein Wasserstoffatom, Halogenatom, CF₃, Hydroxy oder NR'R'' steht, worin R' und R'' gleich oder verschieden sind und für ein Wasserstoffatom oder (C₁₋₃)Alkyl stehen;

und Additionssalze mit pharmazeutisch verträglichen organischen oder anorganischen Säuren oder Basen,

Enantiomere, N-Oxide und quaternären Ammoniumsalze der Verbindung der Formel (I).

2. Verbindung nach Anspruch 1, worin A für einen kondensierten bicyclischen Ring einer der folgenden Formeln steht:



worin

45

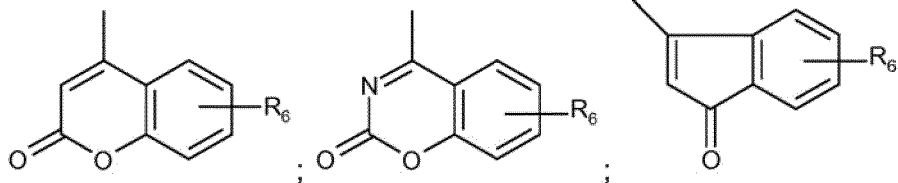
R' für H oder (C₁₋₃)Alkyl steht,
 R₂ für ein Wasserstoffatom, Halogenatom, Hydroxy, Cyano, (C₁₋₃)Alkyl, (C₁₋₃)Alkoxy, OCF₃ oder NR'R'' steht,
 worin R' und R'' gleich oder verschieden sind und für ein Wasserstoffatom oder (C₁₋₃)Alkyl stehen; und
 R₃ für ein Wasserstoffatom, Halogenatom, Hydroxy, Cyano, (C₁₋₃)Alkyl, (C₁₋₃)Alkoxy, Trifluormethyl oder
 NR'R'' steht, worin R' und R'' für ein Wasserstoffatom oder (C₁₋₃)Alkyl stehen.

50

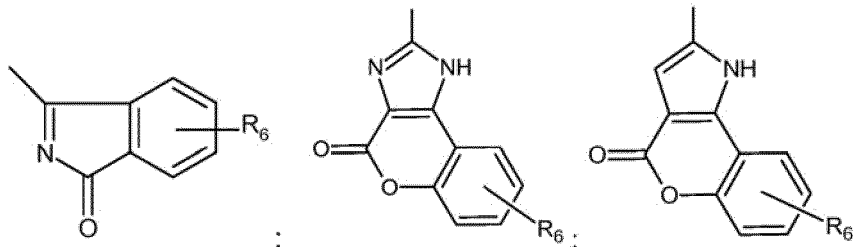
3. Verbindung nach Anspruch 1, worin B für eine kondensierte bicyclische oder tricyclische Gruppe einer der folgenden Formeln steht:

55

5



10



15

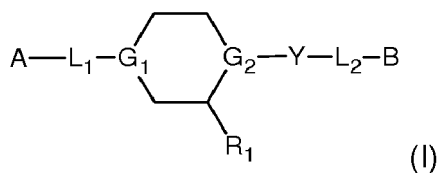
worin R_6 für ein Wasserstoffatom, Halogenatom, CF_3 , Hydroxy oder $NR'R''$ steht, worin R' und R'' gleich oder verschieden sind und für ein Wasserstoffatom oder (C_{1-3}) Alkyl stehen.

- 20 **4.** Verbindung nach Anspruch 1, worin G_3 für N, CH oder $C(CH_3)$ steht.
- 5.** Verbindung nach einem der vorhergehenden Ansprüche 1 bis 4, worin R_3 für ein Wasserstoffatom, Halogenatom, Cyano, (C_{1-3}) Alkyl oder $NR'R''$ steht, worin R' und R'' für ein Wasserstoffatom oder (C_{1-3}) Alkyl stehen.
- 25 **6.** Verbindung nach einem der vorhergehenden Ansprüche 1 bis 4, worin R_3 für ein Wasserstoffatom, F, Cl, Cyano, CH_3 , NH_2 oder $N(CH_3)_2$ steht.
- 7.** Verbindung nach einem der vorhergehenden Ansprüche 1 bis 4, worin R_1 für ein Wasserstoffatom, Fluoratom, Chloratom, OH, (C_{1-3}) Alkyl-OH-, $-COOR'$ oder $-CON(R')(R'')$ steht, worin R' und R'' gleich oder verschieden sind und für ein Wasserstoffatom oder (C_{1-3}) Alkyl stehen.
- 30 **8.** Verbindung nach einem der vorhergehenden Ansprüche 1 bis 4, worin R_2 für ein Wasserstoffatom, Halogenatom, Cyano, (C_{1-3}) Alkyl, (C_{1-3}) Alkoxy oder $NR'R''$ steht, worin R' und R'' gleich oder verschieden sind und für ein Wasserstoffatom oder (C_{1-3}) Alkyl stehen.
- 35 **9.** Verbindung nach einem der vorhergehenden Ansprüche 1 bis 4, worin Y für eine (C_{1-4}) Alkylenylgruppe, $-NH-(C_{1-4})$ Alkylenylgruppe oder (C_{4-5}) Cycloalkylenylgruppe steht, wobei die Gruppe gegebenenfalls mit einer Hydroxygruppe oder einer Aminogruppe substituiert ist.
- 40 **10.** Verbindung nach einem der vorhergehenden Ansprüche 1 bis 4, worin R_6 für ein Wasserstoffatom oder ein Halogenatom steht.
- 11.** Pharmazeutische Zusammensetzung, umfassend wenigstens eine Verbindung der Formel (I) gemäß einem der vorhergehenden Ansprüche 1 bis 10, ein Salz davon mit einer pharmazeutisch verträglichen organischen oder anorganischen Säure oder Base oder ein Enantiomer davon oder ein quaternäres Ammoniumsalz davon oder ein N-Oxid davon und wenigstens einen inerten pharmazeutisch verträglichen Hilfsstoff.
- 45 **12.** Verbindung der Formel (I) gemäß einem der vorhergehenden Ansprüche 1 bis 10, zur Verwendung in der Medizin.
- 13.** Verbindung der Formel (I) gemäß einem der vorhergehenden Ansprüche 1 bis 10, zur Verwendung bei der Behandlung von bakteriellen Infektionen.
- 50 **14.** Verbindung der Formel (I) gemäß einem der vorhergehenden Ansprüche 1 bis 10 zur Verwendung gemäß Anspruch 13, wobei die bakteriellen Infektionen ausgewählt sind aus der Gruppe bestehend aus Hautinfektionen, Schleimhautinfektionen, gynäkologischen Infektionen, Atemwegsinfektionen (RTI; respiratory tract infection), ZNS-Infektionen, Magen-Darm-Infektionen, Knocheninfektionen, Herz-Kreislauf-Infektionen, sexuell übertragbaren Infektionen oder Harnwegsinfektionen.
- 55

Revendications

1. Composé de formule (I) :

5



10

dans laquelle

15

G_1 et G_2 , identiques ou différents, sont CH ou N, sous réserve qu'au moins l'un parmi G_1 et G_2 soit N ;
 R_1 est un atome d'hydrogène, un atome d'halogène, OH, alkyle en C_1 à C_3 , alcoxy en C_1 à C_3 , (alkyle en C_1 à C_3)-OH, -COOR' ou -CONR'R", où R' et R", identiques ou différents, sont un atome d'hydrogène ou alkyle en C_1 à C_3 ;

20

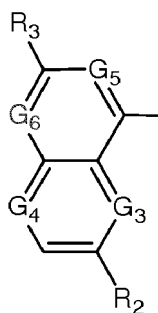
L_1 est une liaison σ , -CH₂-, -O- ou -NH- ;

Y est un groupe alkylényle en C_1 à C_6 , un groupe -NH-alkylényle en C_1 à C_6 ou un groupe cycloalkylényle en C_4 à C_5 , ledit groupe étant éventuellement substitué par un groupe hydroxy ou un groupe amino ou un groupe formamido-(NH-CHO) ;

L_2 est une liaison σ , -NH- ou -NH-(alkylényle en C_1 à C_6)- ;

A est un groupe bicyclique condensé de formule (III)

25



30

(III)

35

dans laquelle

40

G_3 est N ou C(R') où R' est H ou un alkyle en C_1 à C_3 ;

G_4 , G_5 et G_6 , identiques ou différents, sont CH, CF, C-CN ou N,

R_2 est un atome d'hydrogène, un atome d'halogène, hydroxy, cyano, alkyle en C_1 à C_3 , alcoxy en C_1 à C_3 , CF₃, OCF₃ ou NR'R", où R' et R", identiques ou différents, sont un atome d'hydrogène ou un alkyle en C_1 à C_3 ; et

R_3 est un atome d'hydrogène, un atome d'halogène, hydroxy, cyano, alkyle en C_1 à C_3 , alcoxy en C_1 à C_3 , trifluorométhyle ou NR'R", où R' et R" sont un atome d'hydrogène ou un alkyle en C_1 à C_3 ;

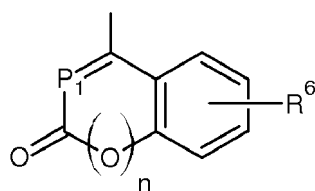
45

et

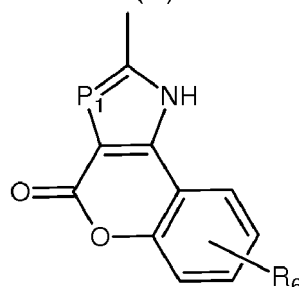
B est un groupe bicyclique condensé de formule (V) ou un groupe tricyclique condensé de formule (VII) :

50

55



(V)



(VII)

20 dans lesquelles

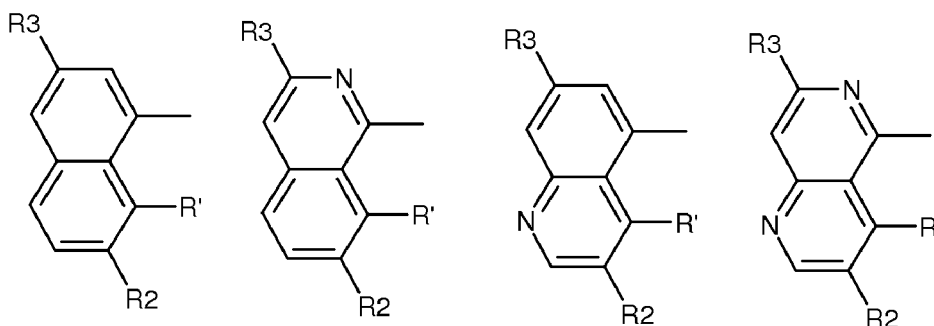
P₁ est N ou CR', où R' est H, CN ou CF₃ ;

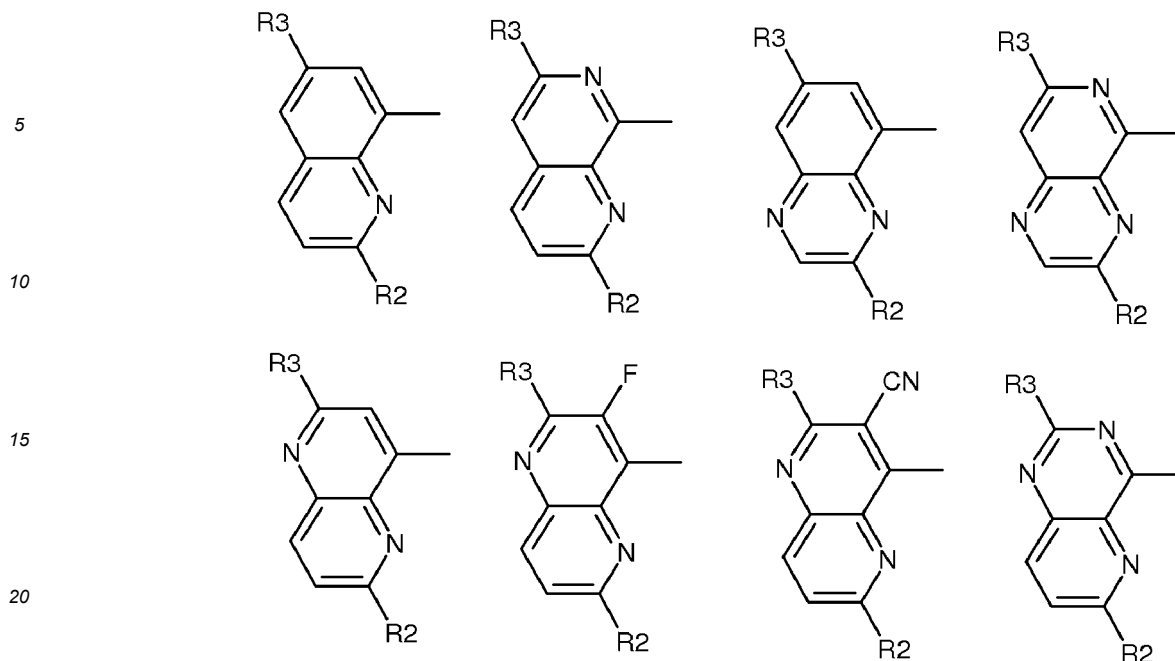
n vaut 0 ou 1 ; et

25 R₆ est un atome d'hydrogène, un atome d'halogène, CF₃, hydroxy ou NR'R'', où R' et R'', identiques ou différents, sont un atome d'hydrogène ou un alkyle en C₁ à C₃ ;

et les sels d'addition avec des acides ou bases organiques ou inorganiques pharmaceutiquement acceptables, les énantiomères, les N-oxydes et les sels d'ammonium quaternaire dudit composé de formule (I).

- 30 2. Composé selon la revendication 1, dans lequel A est un cycle bicyclique condensé répondant à l'une des formules suivantes :





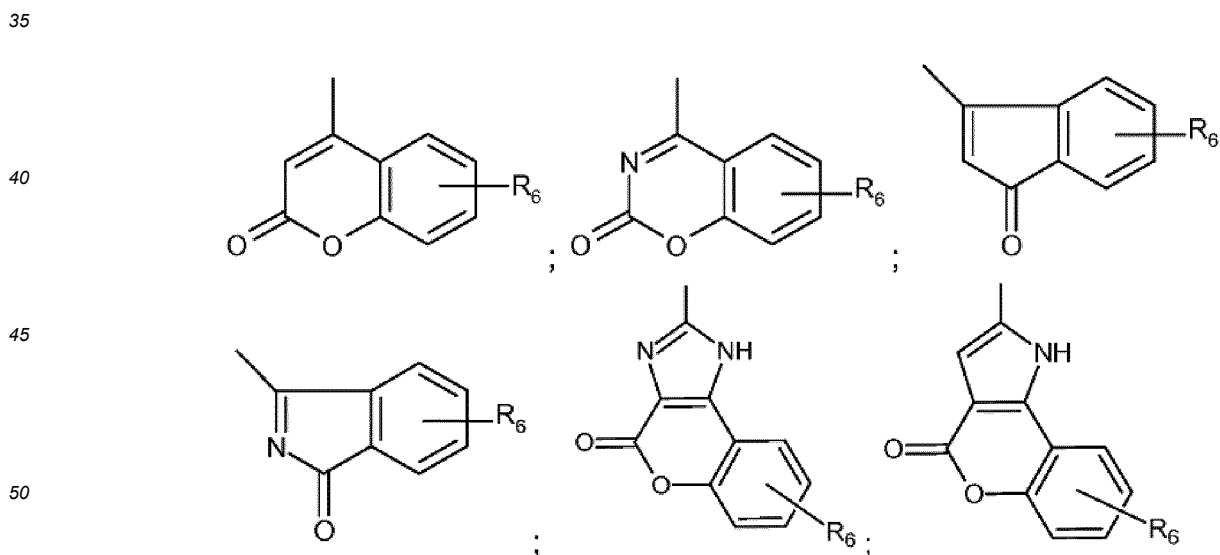
25 dans lesquelles

R' est H ou un alkyle en C₁ à C₃,

R₂ est un atome d'hydrogène, un atome d'halogène, hydroxy, cyano, alkyle en C₁ à C₃, alcoxy en C₁ à C₃, OCF₃ ou NR'R'', où R' et R'', identiques ou différents, sont un atome d'hydrogène ou un alkyle en C₁ à C₃ ; et

30 R₃ est un atome d'hydrogène, un atome d'halogène, hydroxy, cyano, alkyle en C₁ à C₃, alcoxy en C₁ à C₃, trifluorométhyle ou NR'R'', où R' et R'', identiques ou différents, sont un atome d'hydrogène ou un alkyle en C₁ à C₃.

- 35 3. Composé selon la revendication 1, dans lequel B est un groupe bicyclique ou tricyclique condensé répondant à l'une des formules suivantes :



55 dans lesquelles R₆ est un atome d'hydrogène, un atome d'halogène, CF₃, hydroxy ou NR'R'', où R' et R'', identiques ou différents, sont un atome d'hydrogène ou un alkyle en C₁ à C₃.

4. Composé selon la revendication 1, dans lequel G₃ est N, CH ou C(CH₃).

EP 3 233 827 B1

5. Composé selon l'une quelconque des revendications 1 à 4, dans lequel R_3 est un atome d'hydrogène, un atome d'halogène, cyano, alkyle en C_1 à C_3 ou $NR'R''$, où R' et R'' sont un atome d'hydrogène ou un alkyle en C_1 à C_3 .
- 5 6. Composé selon l'une quelconque des revendications 1 à 4, dans lequel R_3 est un atome d'hydrogène, F, Cl, cyano, CH_3 , NH_2 ou $N(CH_3)_2$.
7. Composé selon l'une quelconque des revendications 1 à 4, dans lequel ledit R_1 est un atome d'hydrogène, un atome de fluor, un atome de chlore, OH, (alkyle en C_1 à C_3)-OH, -COOR' ou -CON(R')(R''), où R' et R'' , identiques ou différents, sont un atome d'hydrogène ou un alkyle en C_1 à C_3 .
- 10 8. Composé selon l'une quelconque des revendications 1 à 4, dans lequel ledit R_2 est un atome d'hydrogène, un atome d'halogène, cyano, alkyle en C_1 à C_3 , alcoxy en C_1 à C_3 , ou $NR'R''$, où R' et R'' , identiques ou différents, sont un atome d'hydrogène ou un alkyle en C_1 à C_3 .
- 15 9. Composé selon l'une quelconque des revendications 1 à 4, dans lequel ledit Y est un groupe alkylényle en C_1 à C_4 , un groupe -NH-alkylényle en C_1 à C_4 ou un groupe cycloalkylényle en C_4 à C_5 , ledit groupe étant éventuellement substitué par un seul groupe hydroxy ou par un groupe amino.
- 20 10. Composé selon l'une quelconque des revendications 1 à 4, dans lequel ledit R_6 est un atome d'hydrogène ou un atome d'halogène.
- 25 11. Composition pharmaceutique comprenant au moins un composé de formule (I) selon l'une quelconque des revendications 1 à 10, un sel de celui-ci avec un acide ou une base organique ou inorganique pharmaceutiquement acceptable, ou un énantiomère de celui-ci, ou un sel d'ammonium quaternaire de celui-ci, ou un N-oxyde de celui-ci, et au moins un excipient pharmaceutiquement acceptable inerte.
- 30 12. Composé de formule (I) selon l'une quelconque des revendications 1 à 10, pour une utilisation en médecine.
- 35 13. Composé de formule (I) selon l'une quelconque des revendications 1 à 10, pour une utilisation dans le traitement d'infections bactériennes.
- 40 14. Composé de formule (I) selon l'une quelconque des revendications 1 à 10, pour une utilisation selon la revendication 13, dans lequel ladite infection bactérienne est choisie dans le groupe constitué par une infection cutanée, une infection muqueuse, une infection gynécologique, une infection des voies respiratoires (RTI), une infection du SNC, une infection gastro-intestinale, une infection osseuse, une infection cardiovasculaire, une infection sexuellement transmissible, et une infection des voies urinaires.
- 45
- 50
- 55

REFERENCES CITED IN THE DESCRIPTION

This list of references cited by the applicant is for the reader's convenience only. It does not form part of the European patent document. Even though great care has been taken in compiling the references, errors or omissions cannot be excluded and the EPO disclaims all liability in this regard.

Patent documents cited in the description

- WO 2006105289 A [0011]
- WO 02072572 A [0012]
- WO 2006021448 A [0012]
- WO 2008139288 A [0012]
- WO 2010081874 A [0012]
- WO 2010084152 A [0012]
- WO 2013068948 A [0012]
- WO 2013080156 A [0012]
- WO 9610568 A [0013]
- WO 2012003418 A [0013]
- WO 2012012391 A [0254]

Non-patent literature cited in the description

- **G.A. JACOBY.** *CID*, 2005, vol. 41 (2), D120-126 [0007]
- **MITTON-FRY M.J. et al.** *Bioorg. Med. Chem. Lett.*, 2010, vol. 23, 2955-2961 [0009]
- **SURIVET J.P et al.** *J. Med. Chem.*, 2013, vol. 56, 7396-7415 [0010]
- **MILLER, WILLIAM HENRY ; ROUSE, MEAGAN B. ; SEEFELD, MARK ANDREW.** Preparation of naphthyridine derivatives as antibacterial agents. *PCT Int. Appl.*, 09 February 2006 [0094]
- **BLANCHE F et al.** Differential Behaviors of Staphylococcus aureus and Escherichia coli Type II DNA Topoisomerases. *Antimicrob. Agents Chemother.*, 1996, vol. 40 (12), 2714-2720 [0437]