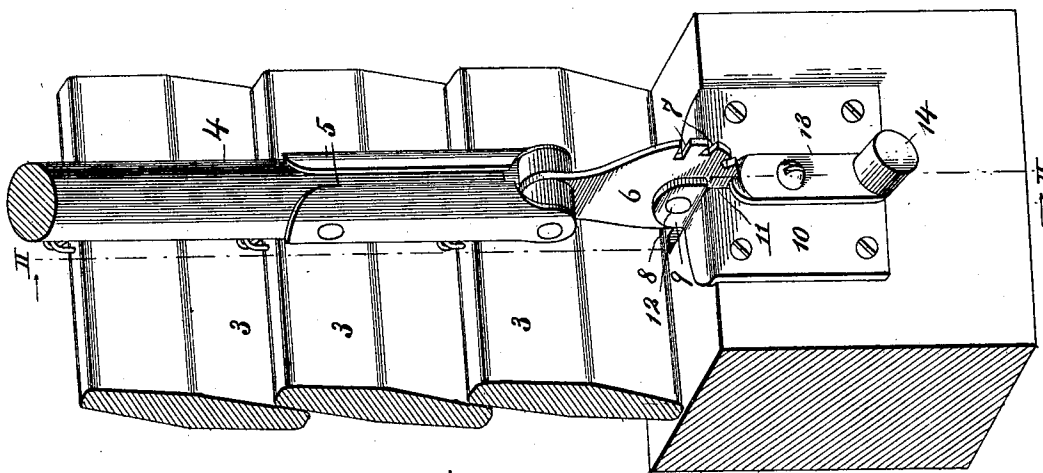
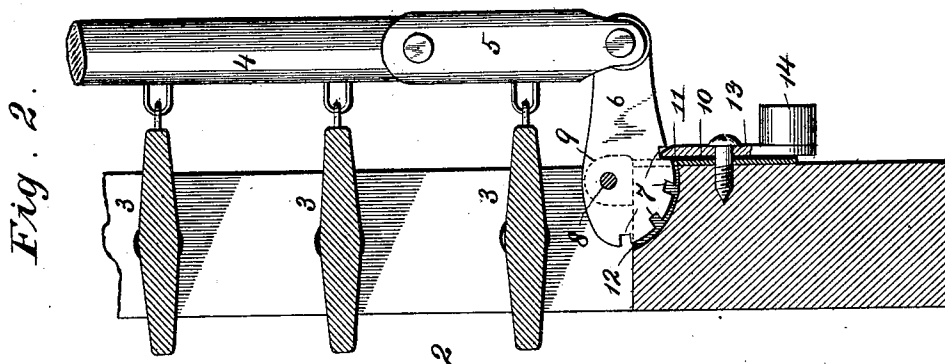
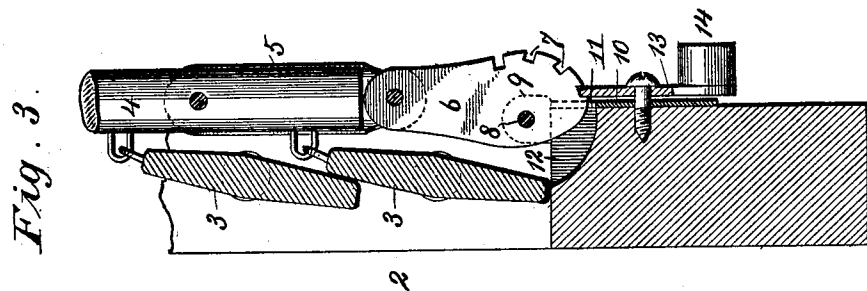


G. LEY.
WINDOW BLIND REGULATOR.

(Application filed Mar. 11, 1901.)

(No Model.)



Witnesses
H. C. Rodgers.
R. M. Lamb.

Fig. 1.

Inventor:
Gustave Ley
 By *Fischer + Choipe*
Attys.

UNITED STATES PATENT OFFICE.

GUSTAVE LEY, OF WESTPHALIA, KANSAS.

WINDOW-BLIND REGULATOR.

SPECIFICATION forming part of Letters Patent No. 681,967, dated September 3, 1901.

Application filed March 11, 1901. Serial No. 50,599. (No model.)

To all whom it may concern:

Be it known that I, GUSTAVE LEY, a citizen of the United States, residing at Westphalia, in the county of Anderson and State of Kansas, have invented a new and useful Window-Blind Regulator, of which the following is a specification.

My invention relates to window-blind regulators, and more especially to that class used to secure the pivoted slats of a window-blind in any desired position.

My object is to produce a simple, strong, and cheap device of this character which performs its function efficiently and which can be easily and quickly attached to or removed from the blind by a person stationed within the house.

With this object in view the invention consists in certain novel and peculiar features of construction and combinations of parts, as hereinafter described and claimed, and in order that it may be fully understood reference is to be had to the accompanying drawings, in which—

Figure 1 is a broken perspective view of a pivot-slat window-blind provided with a regulator constructed in accordance with my invention. Fig. 2 is a section taken on the line II II of Fig. 1 and showing the slats held open to their widest extent. Fig. 3 is a similar section showing the slats reliably secured in their closed position.

In the said drawings, where like reference-numerals refer to corresponding parts, 2 designates the window-blind, provided with pivoted slats 3 and pivotally linked in the usual or any preferred manner to the vertical rod 4, whereby the slats are synchronously operated.

My regulating device is constructed as follows:

5 designates two segmental plates which are riveted or otherwise secured to the lower end of rod 4.

6 is a notched link pivoted to and between the lower ends of plates 5 and provided with a series of notches 7. Link 6 is pivoted upon a pin 8 and between the lugs or ears 9, carrying said pin 8 and projecting upward from the angle-plate 10, screwed or otherwise se-

cured to the lower rail of the blind-frame. The upper end of the angle-plate is notched, as at 11, said notch registering with notch 12 of said lower rail of the blind, said notches being adapted to receive the notched link and permit it to work vertically.

13 is a latch pivoted to the plate 10 and having its beveled upper end adapted to engage one or another of the notches 7, the latch being pivoted to the plate 10, so as to swing in a plane at right angles to that in which the link moves, and being operated by grasping the handle portion 14 and swinging it toward one side or the other. When the slats are closed, as shown clearly in Figs. 1 and 3, the link 6 occupies a vertical position and is locked in such position by the latch 13, engaging a notch at this time in longitudinal alinement with the rod 4. If it be desired to open the slats, the latch is pivotally operated to release the link, and the operator, grasping rod 4, manipulates it in the customary manner and throws the slats to the position shown in Fig. 2, or to any intermediate position desired, and locks them by causing the latch 13 to engage the notch 7 with which it happens to register, as will be readily understood.

Fig. 2 shows the slats open to their widest extent and locked in such position by the latch engaging the notch 7 nearest the plates 5.

It will be observed that an attachment of this kind eliminates wear and rattling of the slats, thereby lengthening the life of the blind, that when the slats are shut they remain so, and that when opened or in any intermediate position and the latch is properly set they cannot be moved.

The device may be made of any kind of sheet or cast metal; but I do not restrict myself to the material of which it can be made and also wish it to be understood that I reserve the right to make such changes in its detailed construction or arrangement as do not involve a departure from the spirit and scope of the invention.

Having thus described the invention, what I claim as new, and desire to secure by Letters Patent, is—

In a pivot-slat window-blind, the combination of a plate secured to the blind, a link

pivoted thereto and pivotally connected to the slat-actuating rod and provided with a series of notches, and a latch pivoted to said plate to swing in a plane at right angles to
5 that in which the link moves, said latch provided at its lower end with a handle, all as and for the purpose set forth.

In testimony whereof I affix my signature in the presence of two witnesses.

GUSTAVE LEY.

Witnesses:

G. A. CAYOT,
WM. LEY.