



US00D353250S

# United States Patent [19]

[11] Patent Number: Des. 353,250

Skalka

[45] Date of Patent: \*\* Dec. 6, 1994

## [54] TRASH CAN HOLDER

- [75] Inventor: Gerald P. Skalka, Potomac, Md.
- [73] Assignee: Victor Stanley, Inc., Dunkirk, Md.
- [\*\*] Term: 14 Years
- [21] Appl. No.: 19,378

- [22] Filed: Mar. 1, 1994
- [52] U.S. Cl. .... D34/1
- [58] Field of Search ..... 220/675, 908-911,  
220/DIG. 12, DIG. 14, 500, 553, 555;  
232/43.2; D3/304-306; D34/1, 5-9, 11;  
D32/37

## [56] References Cited

### U.S. PATENT DOCUMENTS

D. 196,080	8/1963	Marsh	.....	D34/1
D. 304,253	10/1989	Skalka	.....	D34/6
D. 305,470	1/1990	Yoshikawa	.....	D34/1
D. 306,928	3/1990	Hanna	.....	D34/1
D. 314,461	2/1991	Skalka	.....	D34/5

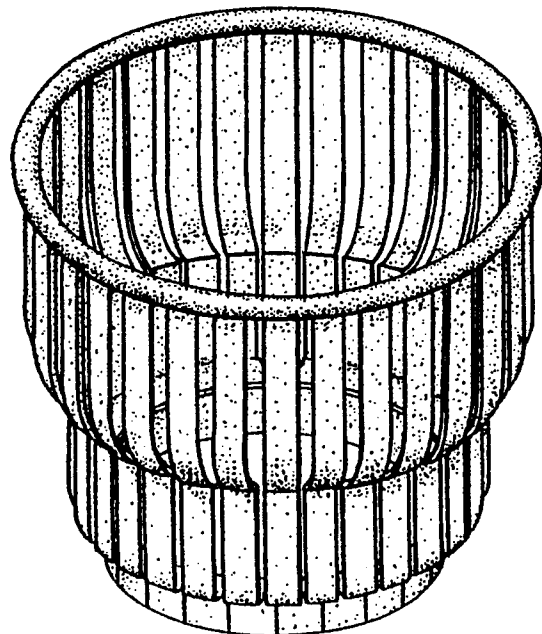
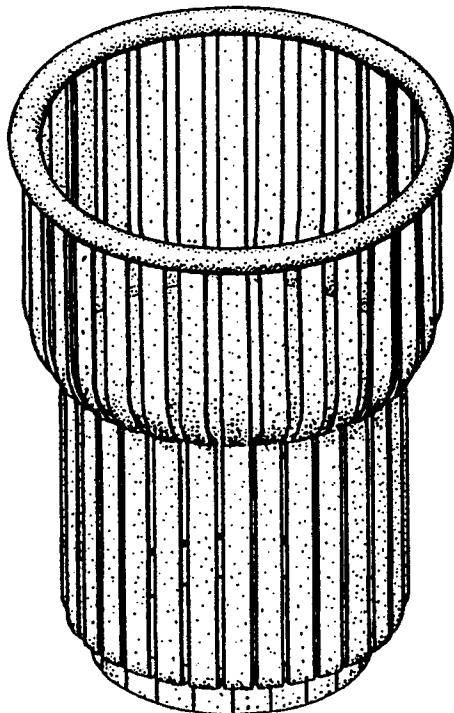
Primary Examiner—James M. Gandy  
 Assistant Examiner—Robin V. Taylor  
 Attorney, Agent, or Firm—Popham, Haik, Schnobrich & Kaufman, Ltd.

## [57] CLAIM

The ornamental design for a trash can holder, as shown and described.

## DESCRIPTION

FIG. 1 is a perspective view of a trash can holder showing a first embodiment of my new design;  
 FIG. 2 is a side elevational view of the trash can holder of FIG. 1;  
 FIG. 3 is a top plan view of the trash can holder of FIG. 1;  
 FIG. 4 is a bottom plan view of the trash can holder of FIG. 1;  
 FIG. 5 is a perspective view of the trash can holder showing a second embodiment of my new design;  
 FIG. 6 is a side elevational view of the trash can holder of FIG. 5;  
 FIG. 7 is a top plan view of the trash can holder of FIG. 5;  
 FIG. 8 is a bottom plan view of the trash can holder of FIG. 5;  
 FIG. 9 is a perspective view of the trash can holder showing a third embodiment of my new design;  
 FIG. 10 is a side elevational view of the trash can holder of FIG. 9;  
 FIG. 11 is a top plan view of the trash can holder of FIG. 9;  
 FIG. 12 is a bottom plan view of the trash can holder of FIG. 9;  
 FIG. 13 is a perspective view of a trash can holder showing a fourth embodiment of my new design;  
 FIG. 14 is a side elevational view of the trash can holder of FIG. 13;  
 FIG. 15 is a top plan view of the trash can holder of FIG. 13; and,  
 FIG. 16 is a bottom plan view of the trash can holder of FIG. 13.



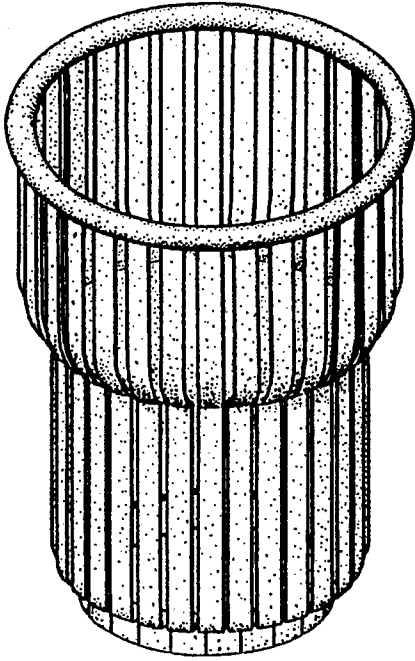


FIG. 1

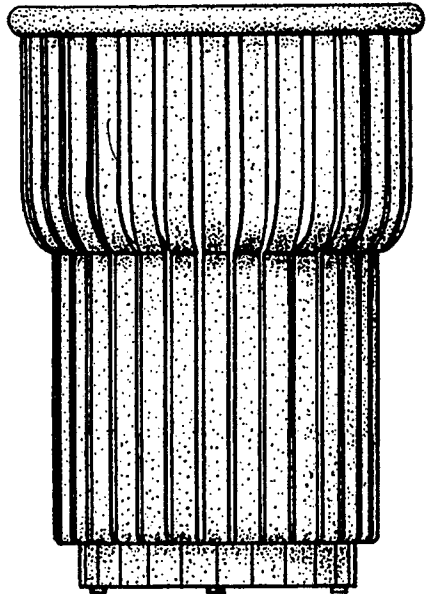


FIG. 2

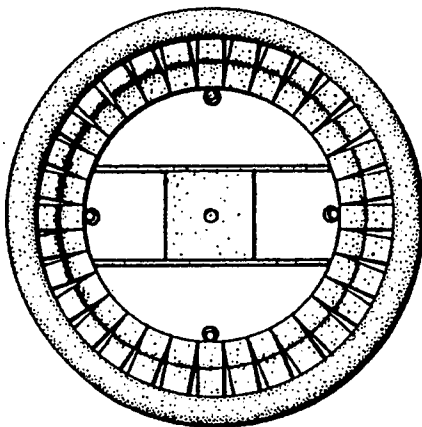


FIG. 3

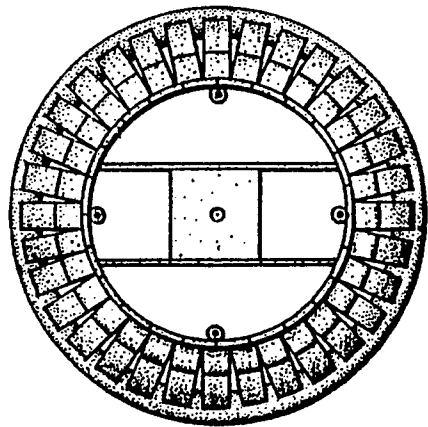


FIG. 4

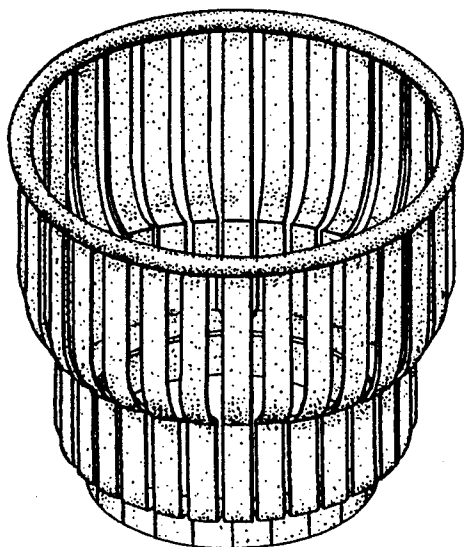


FIG. 5

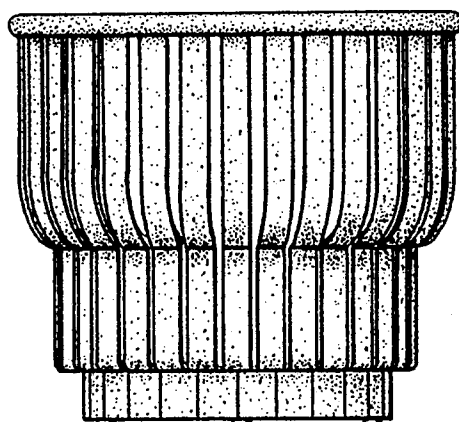


FIG. 6

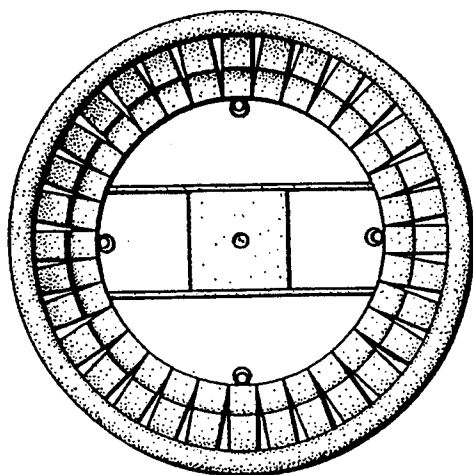


FIG. 7

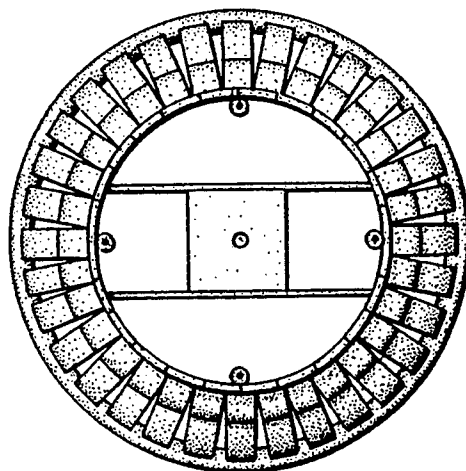


FIG. 8

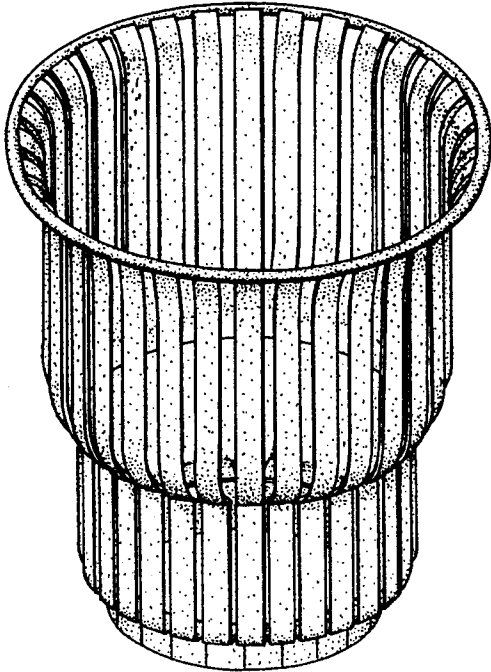


FIG. 9

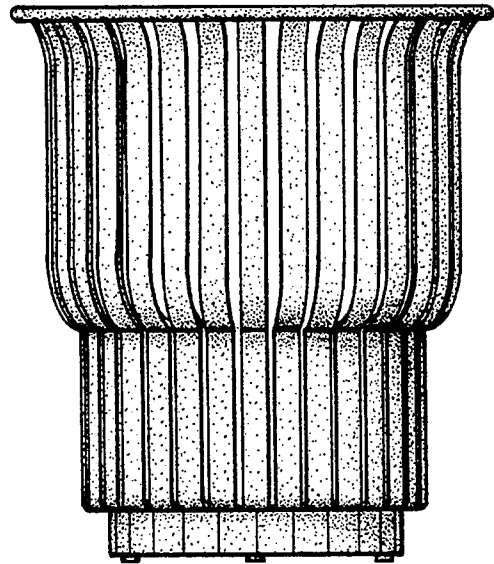


FIG. 10

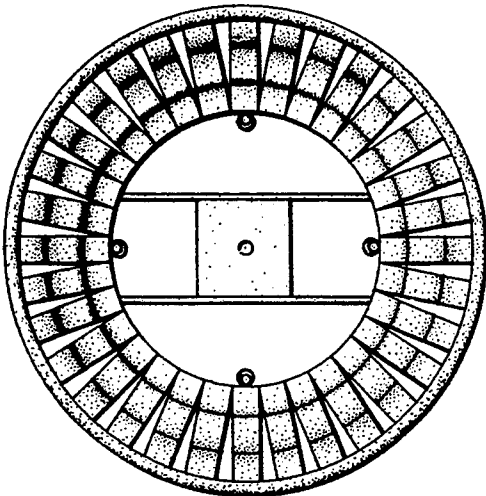


FIG. 11

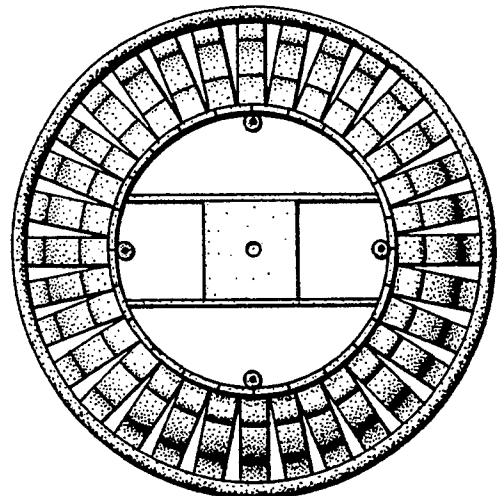


FIG. 12

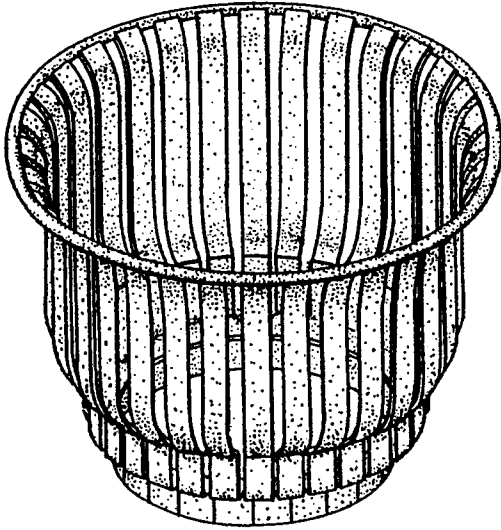


FIG. 13

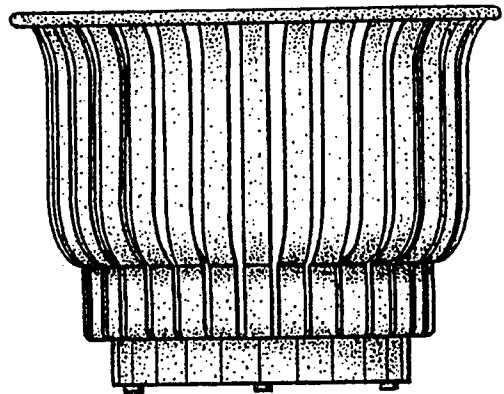


FIG. 14

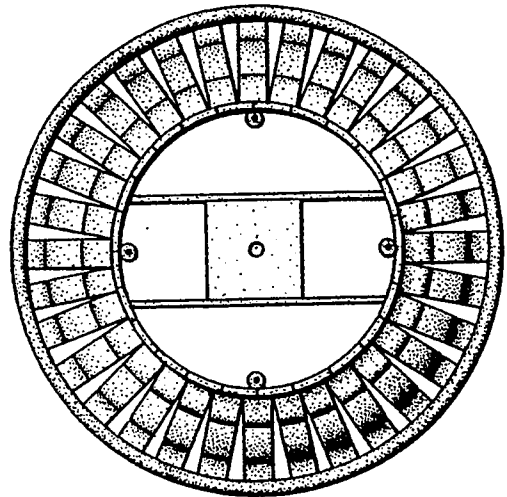
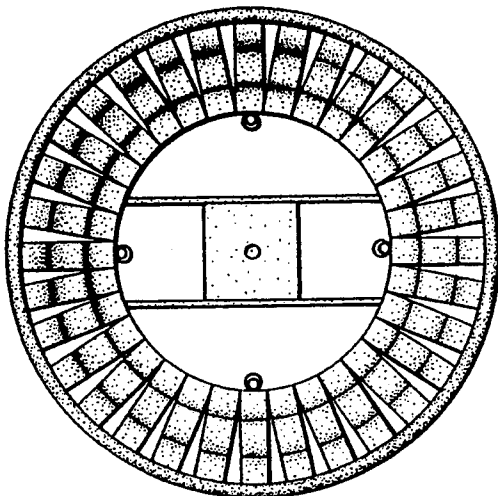


FIG. 16