



US00D628820S

(12) **United States Design Patent**
Warren

(10) **Patent No.:** **US D628,820 S**

(45) **Date of Patent:** **** Dec. 14, 2010**

(54) **CLOTHES HANGER**

(75) Inventor: **Michael James Warren**, London (GB)

(73) Assignee: **Braitrim (UK) Limited**, London (GB)

(**) Term: **14 Years**

(21) Appl. No.: **29/361,762**

(22) Filed: **May 14, 2010**

(30) **Foreign Application Priority Data**

Nov. 16, 2009 (EP) 001179600-0002

(51) **LOC (9) Cl.** **06-08**

(52) **U.S. Cl.** **D6/326**

(58) **Field of Classification Search** D6/315,
D6/326, 328; 211/1, 13.1, 85.3; 223/85-98
See application file for complete search history.

(56) **References Cited**

U.S. PATENT DOCUMENTS

- D305,834 S * 2/1990 DeVito D6/326
- D305,835 S * 2/1990 DeVito D6/326
- D327,578 S * 7/1992 Fildan D6/326
- D327,579 S * 7/1992 Fildan D6/326

- D327,580 S * 7/1992 Fildan D6/326
- D327,581 S * 7/1992 Fildan D6/326
- D558,989 S * 1/2008 Gouldson D6/326

* cited by examiner

Primary Examiner—Shanda C Hill

(74) *Attorney, Agent, or Firm*—Scully, Scott, Murphy & Presser, P.C.

(57) **CLAIM**

The ornamental design for a clothes hanger, as shown and described.

DESCRIPTION

FIG. 1 is a front perspective view of the clothes hanger showing my new and ornamental design;

FIG. 2 is a front view thereof;

FIG. 3 is a rear view thereof;

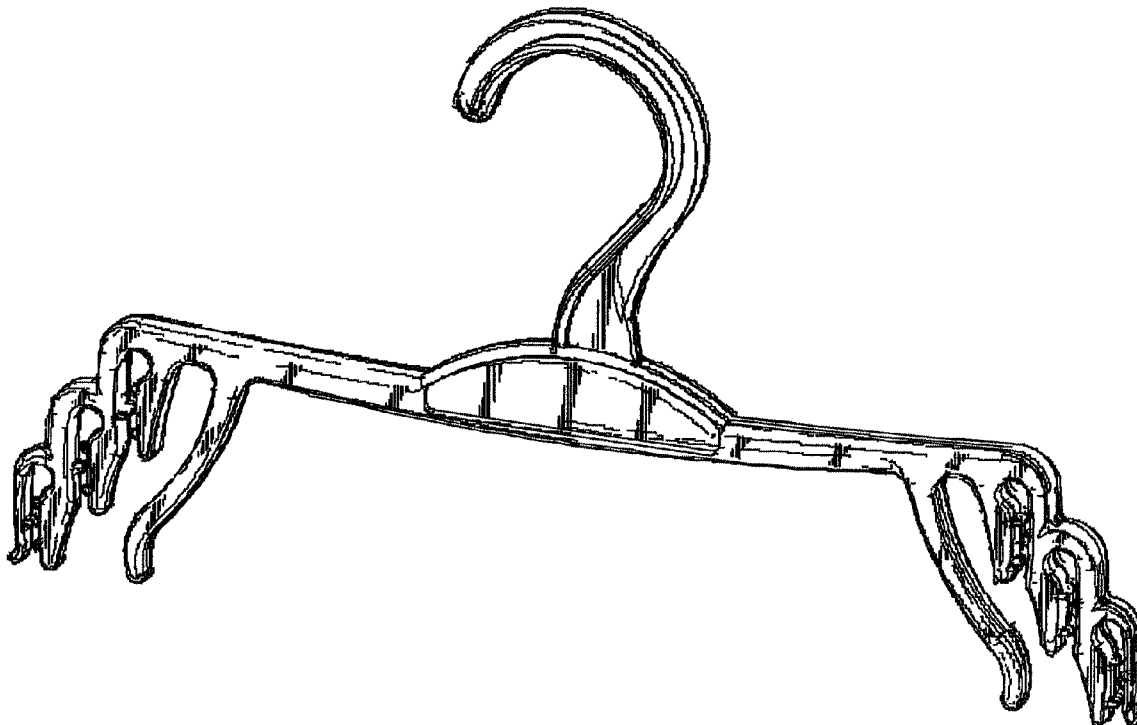
FIG. 4 is a top plan view thereof;

FIG. 5 is a bottom plan view thereof;

FIG. 6 is a left side view thereof; and,

FIG. 7 is a right side view thereof.

1 Claim, 5 Drawing Sheets



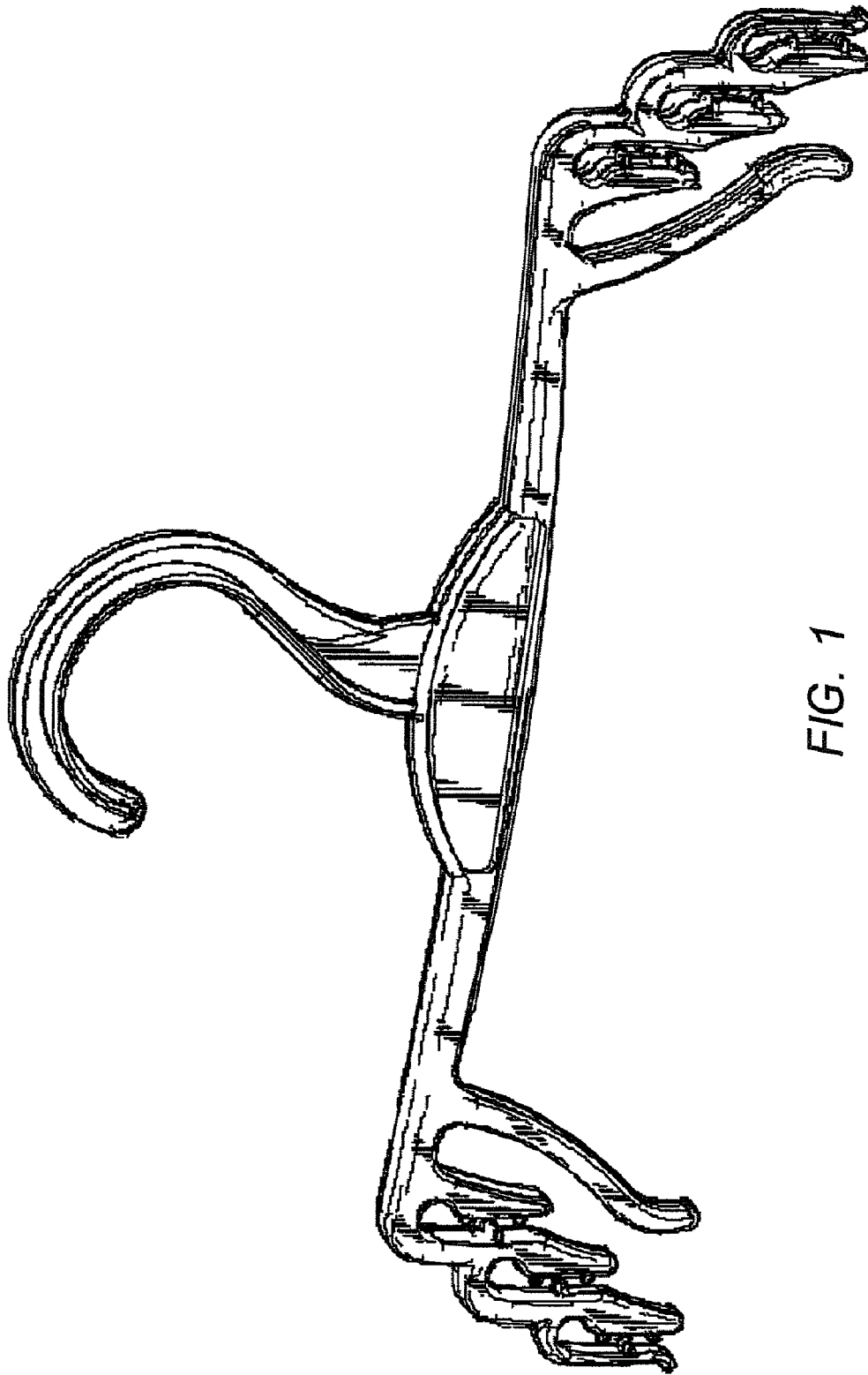


FIG. 1

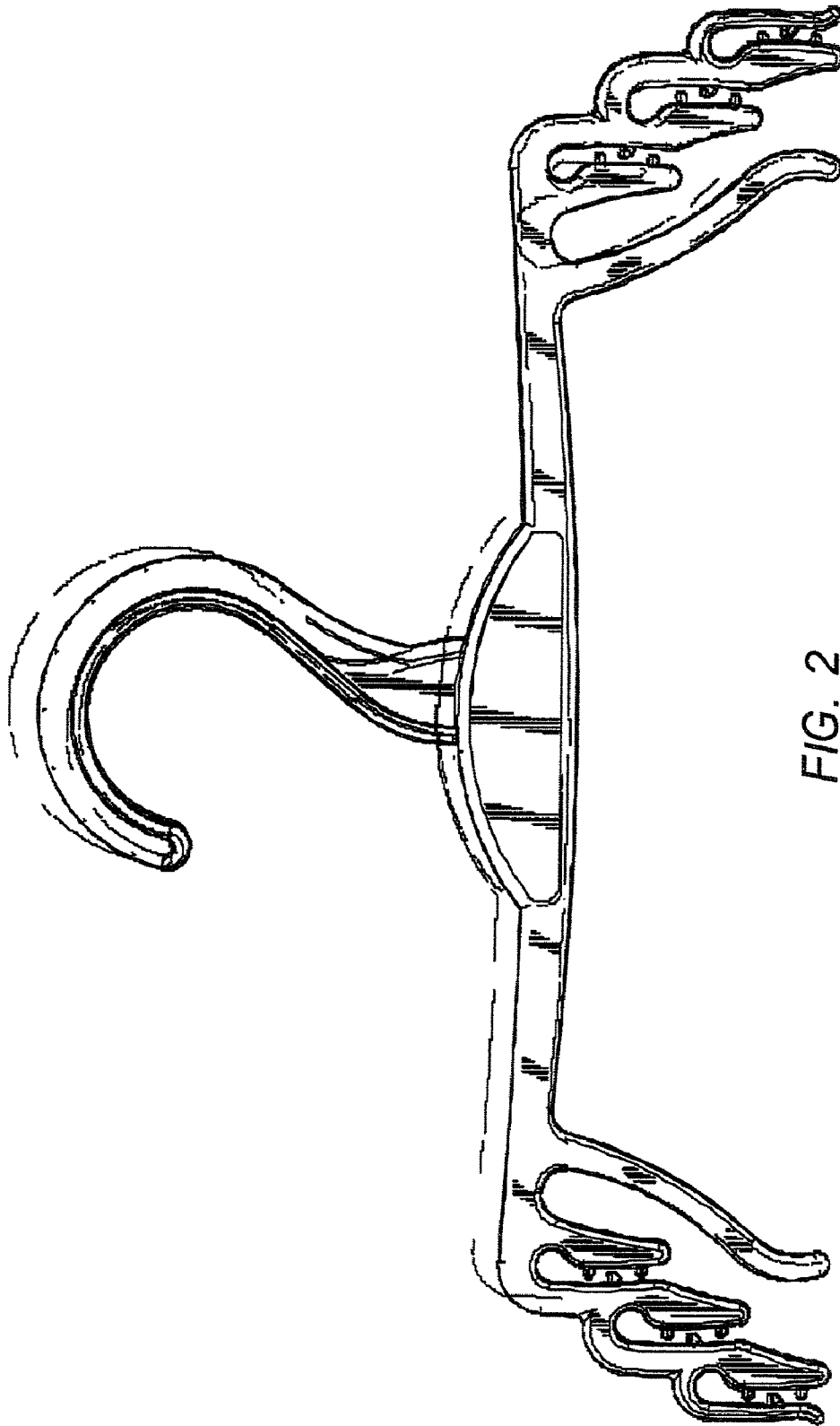


FIG. 2

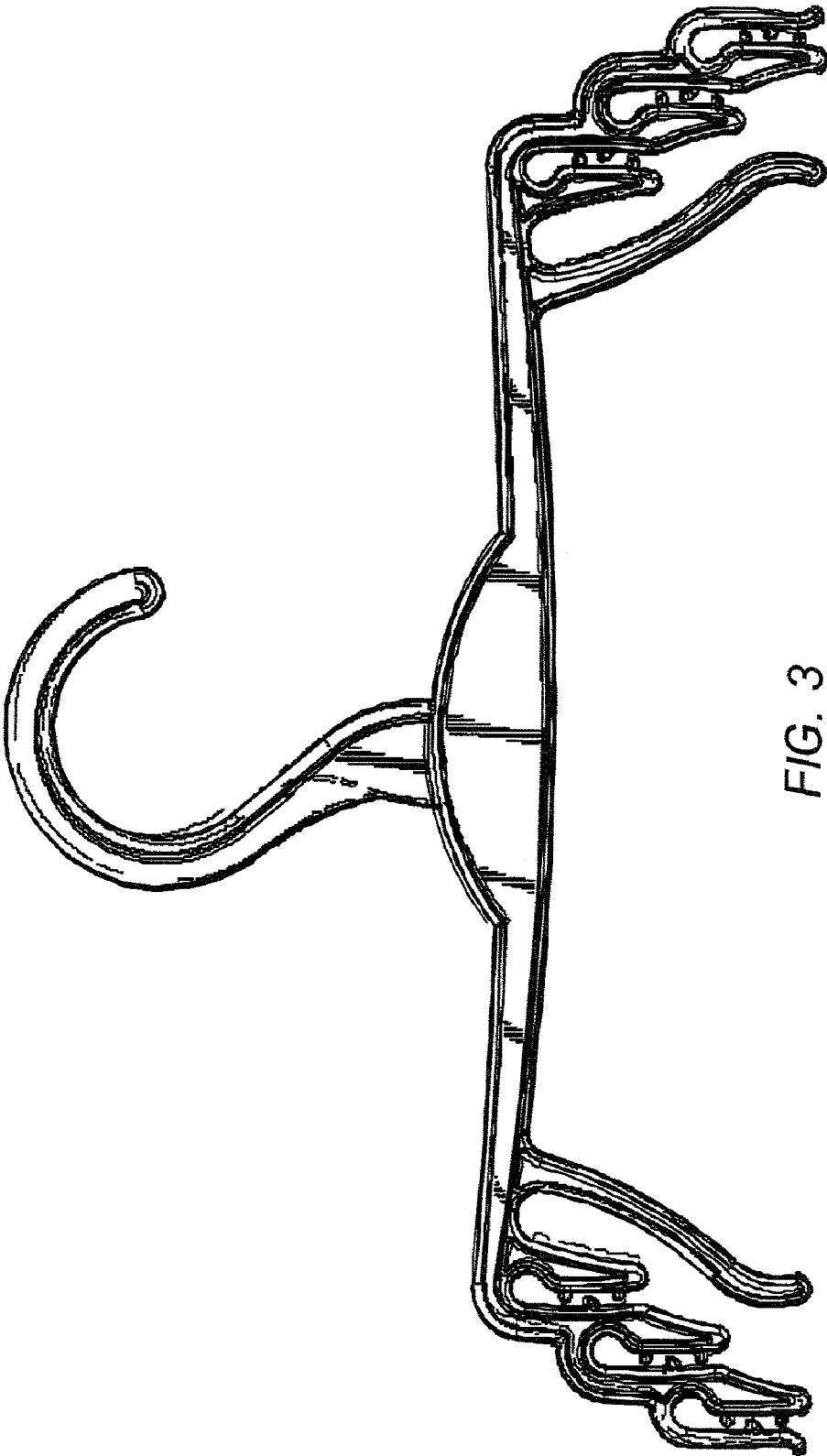


FIG. 3



FIG. 4



FIG. 5



FIG. 7




FIG. 6