



US 20200113301A1

(19) **United States**

(12) **Patent Application Publication**  
Nolan Krouse

(10) **Pub. No.: US 2020/0113301 A1**

(43) **Pub. Date: Apr. 16, 2020**

(54) **ROLLABLE AND FOLDABLE JEWELRY CASE WITH TANGLE FREE MAGNETIC ATTACHMENTS TO ROLL OF FOLD UP INTO REDUCED SIZE FOR CONVEYANCE OR STORAGE**

(52) **U.S. Cl.**  
CPC ..... *A45C 11/16* (2013.01); *A45C 13/1069* (2013.01); *A45C 13/103* (2013.01); *A45C 7/0077* (2013.01)

(71) Applicant: **Jordan Nolan Krouse**, Los Angeles, CA (US)

(72) Inventor: **Jordan Nolan Krouse**, Los Angeles, CA (US)

(21) Appl. No.: **16/602,444**

(22) Filed: **Oct. 7, 2019**

**Related U.S. Application Data**

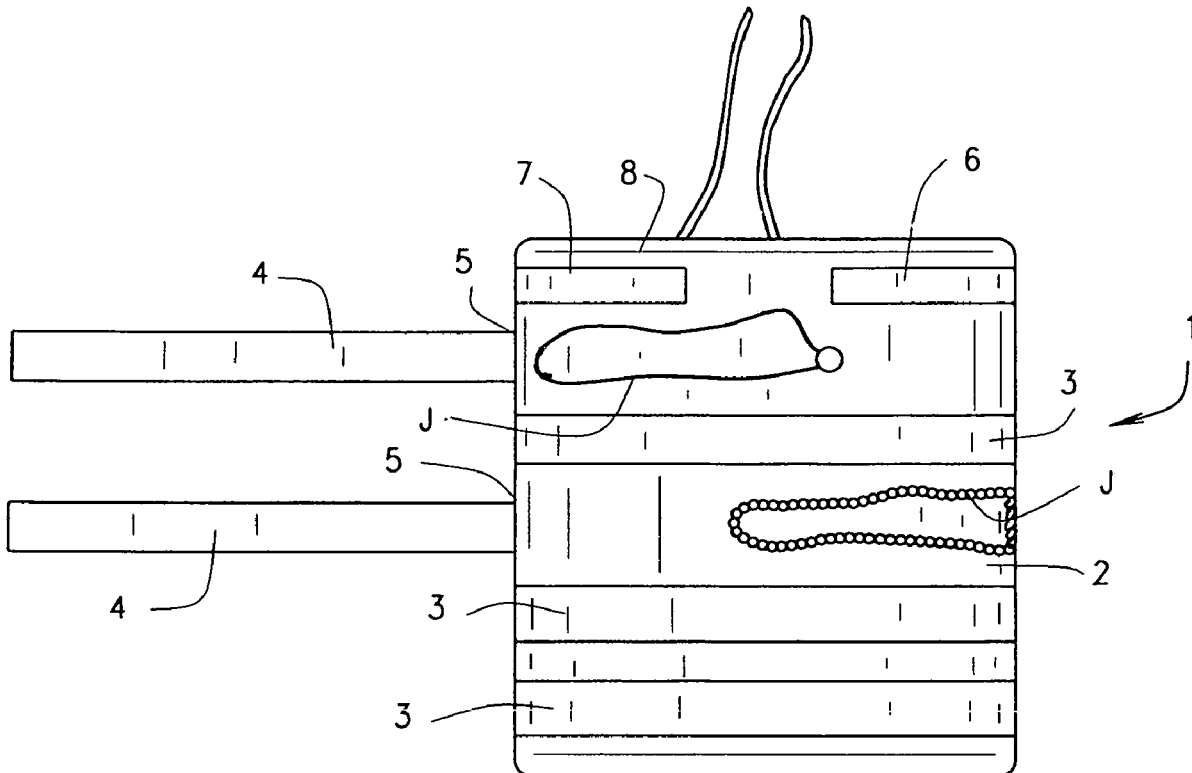
(60) Provisional application No. 62/766,399, filed on Oct. 16, 2018.

**Publication Classification**

(51) **Int. Cl.**  
*A45C 11/16* (2006.01)  
*A45C 7/00* (2006.01)  
*A45C 13/10* (2006.01)

(57) **ABSTRACT**

A jewelry case with magnetic or Velcro attachment mechanisms, the case comprising a base material, a series of transverse straps provided approximately across the base material, the base material having magnetic material or Velcro provided therein, the straps having aligned magnetic material or Velcro provided therein, such that when the straps adjacent the base are folded over into closure, after jewelry has been laid on or around the magnets onto the base material, the magnetic straps hold the jewelry in position for roll up, or folding, and storage or transit of the jewelry case. The straps may be of differing lengths and numbers. A concealed compartment may be provided within the base material, on the inside or outside, and secured by a closure, such as a zipper, to conceal jewelry or other small personal items within the compartment, during usage. Various ties, straps or cords may be applied to the top edge of the base material, to hold the rolled up or folded case into closure, after usage. The cords and ties can also be used to suspend the bag when unfolded.



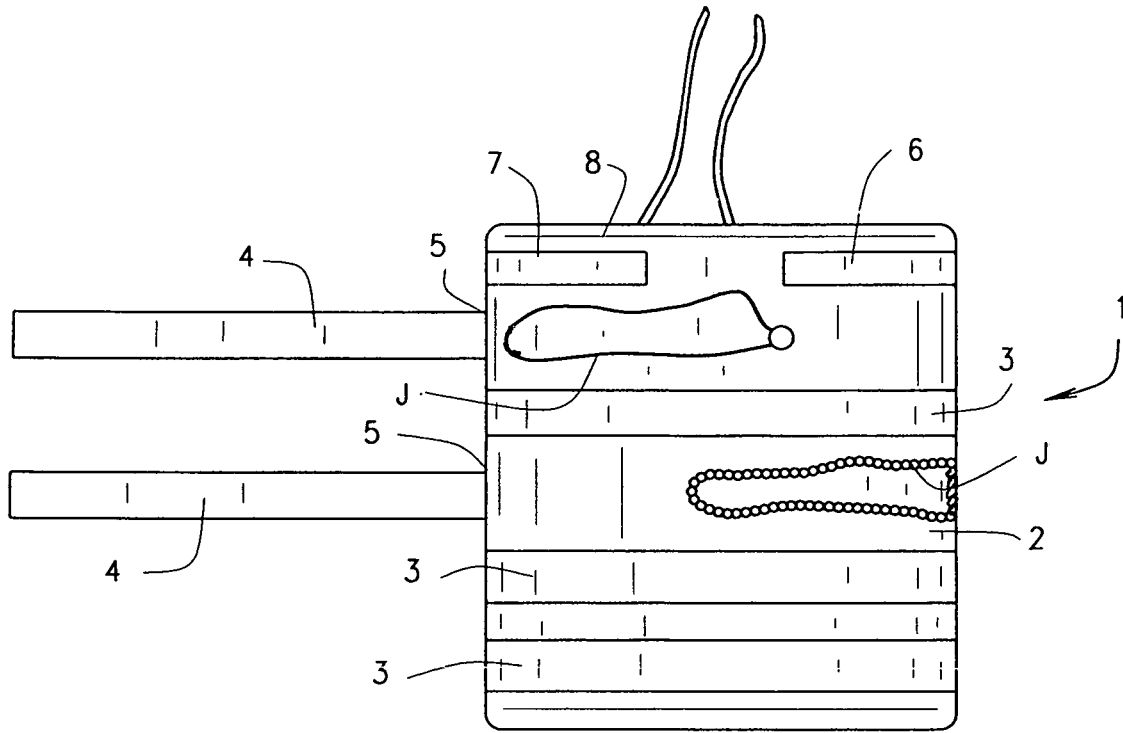


FIG. 1

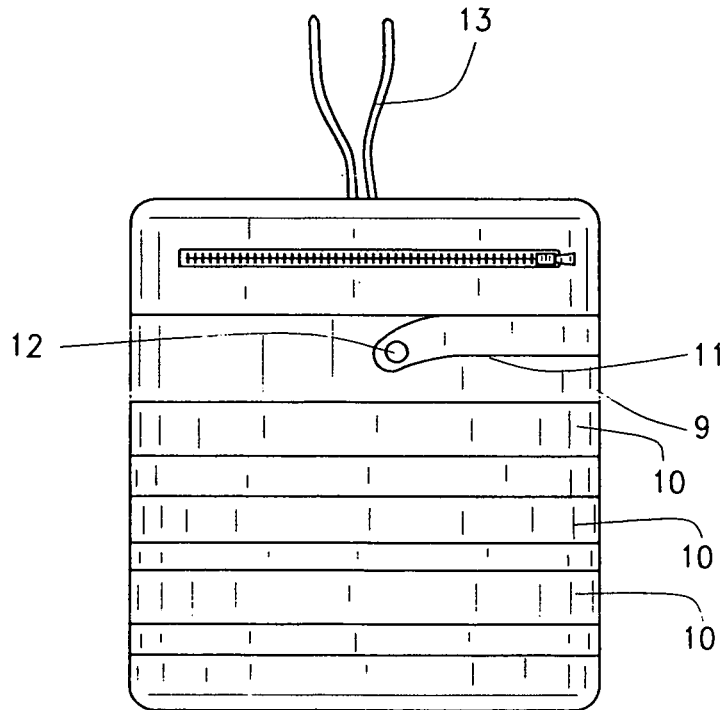


FIG. 2

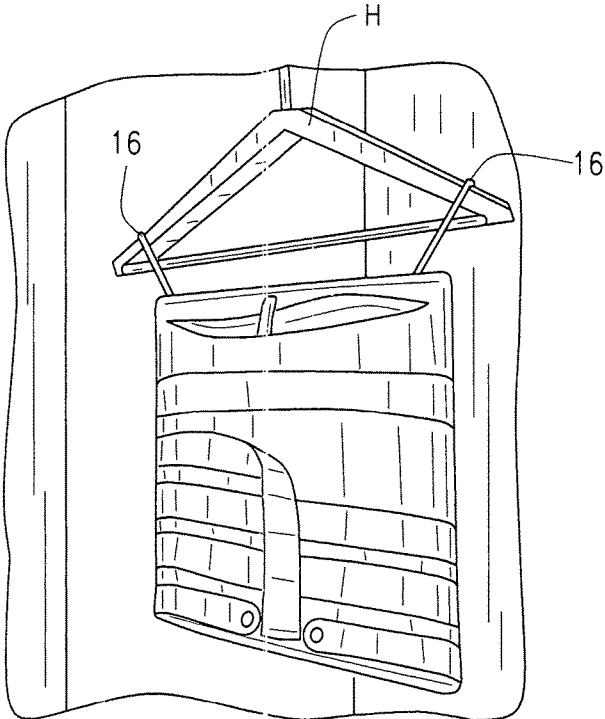


FIG. 3

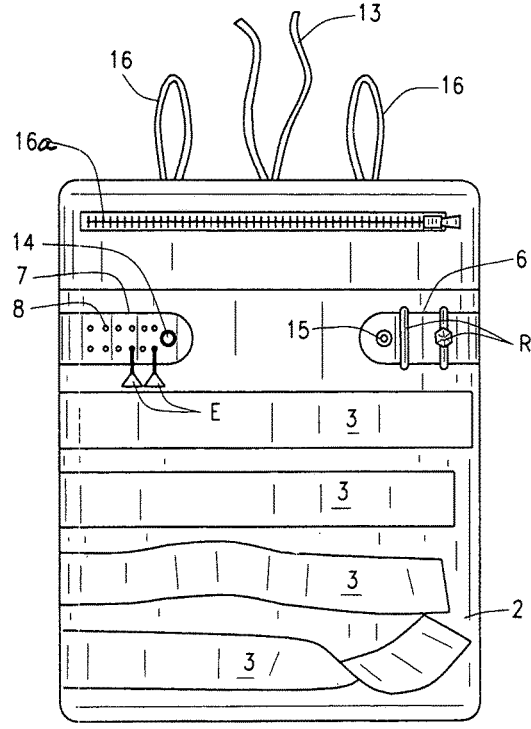


FIG. 4

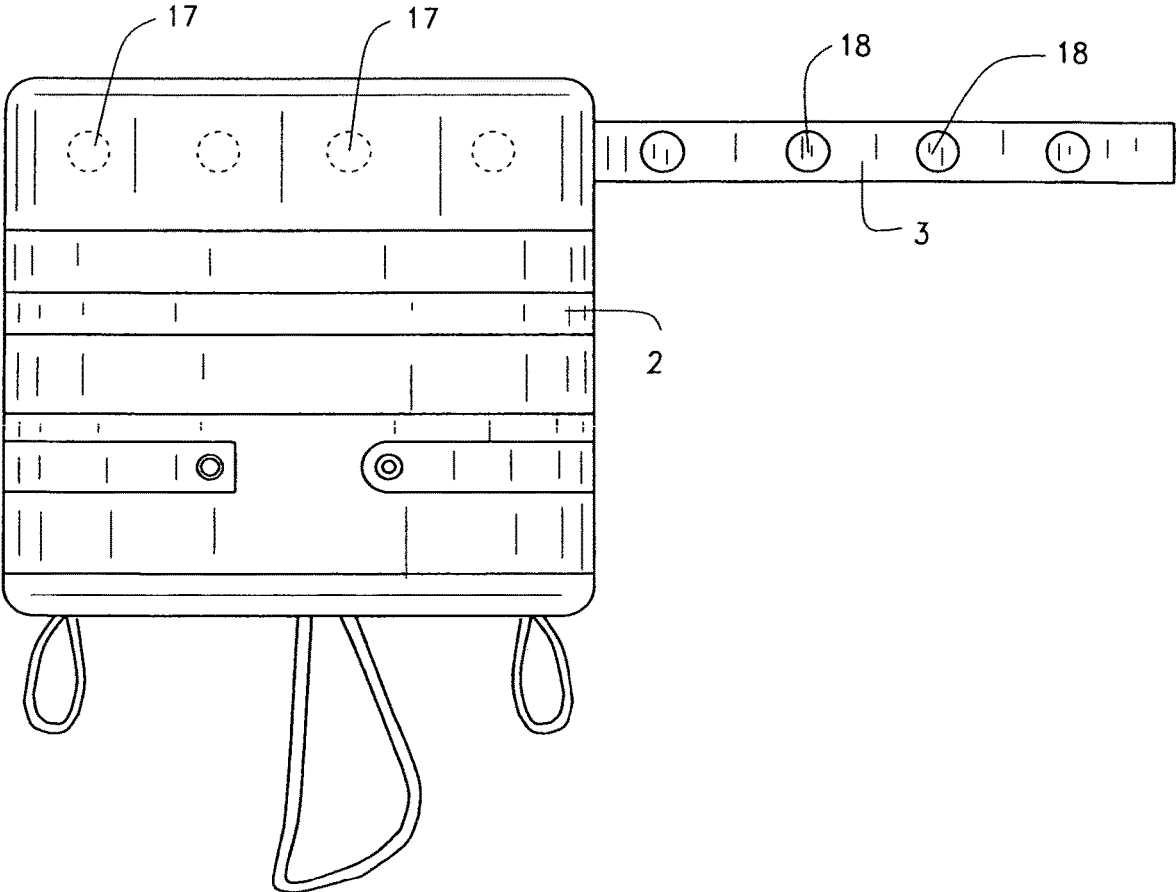


FIG. 5

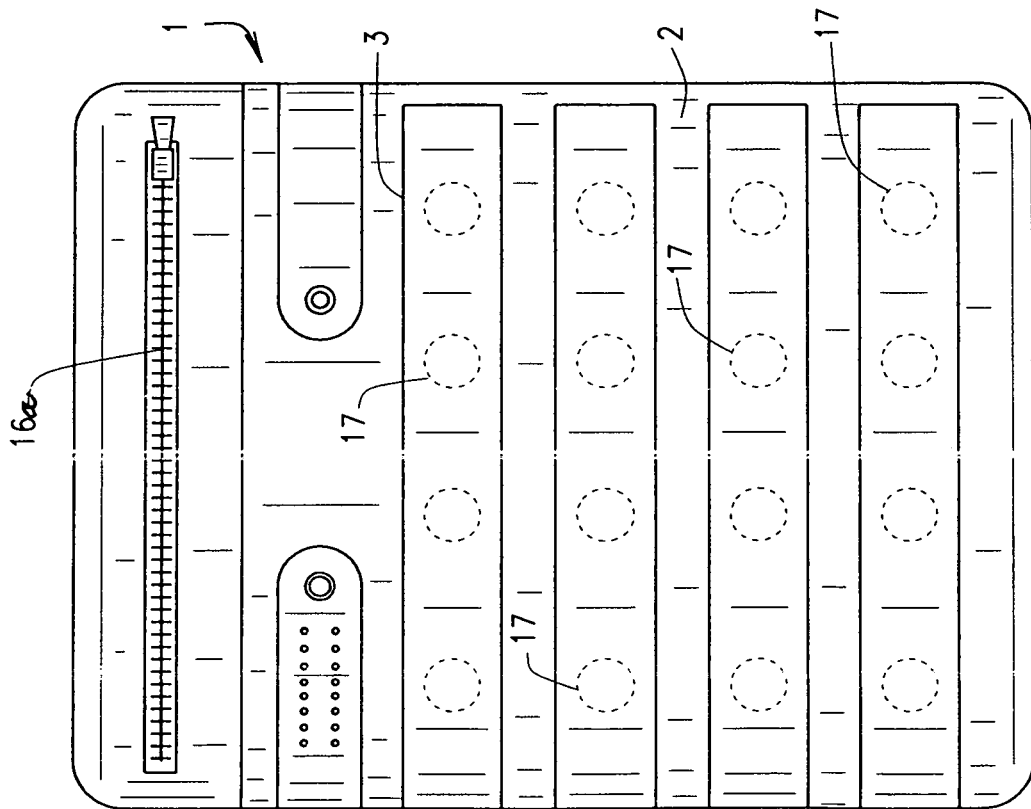


FIG. 6

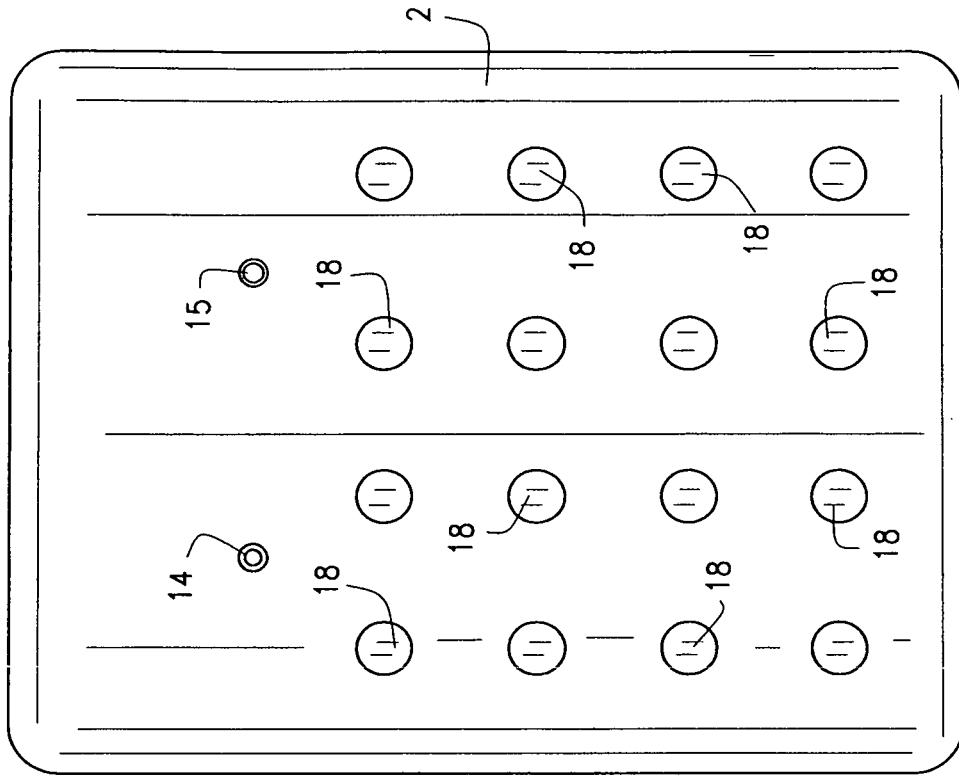


FIG. 7

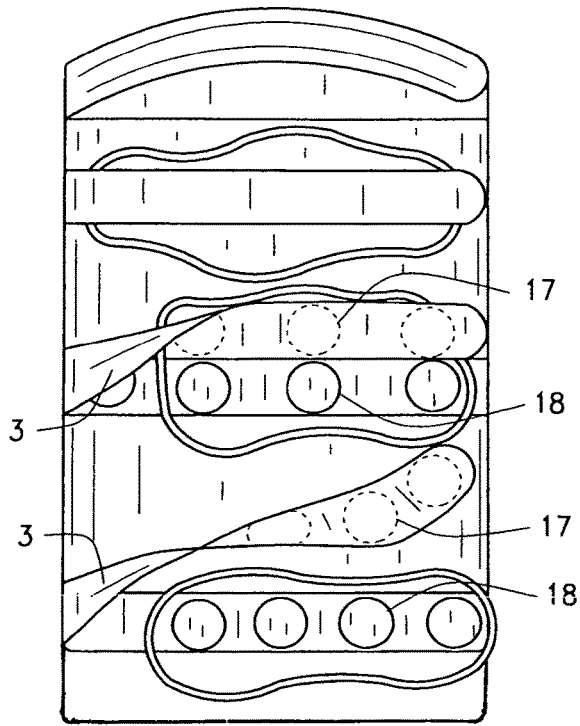


FIG. 8

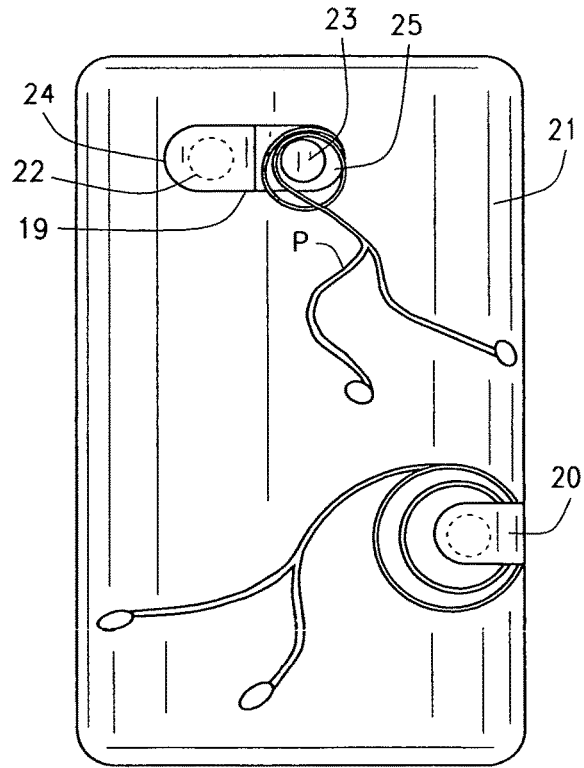


FIG. 9

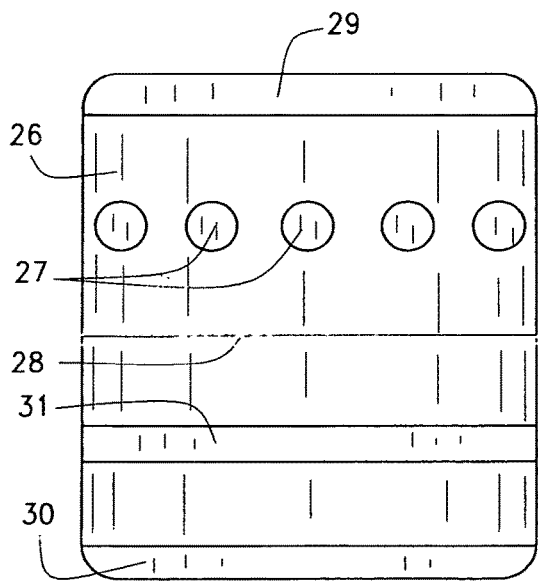


FIG. 10

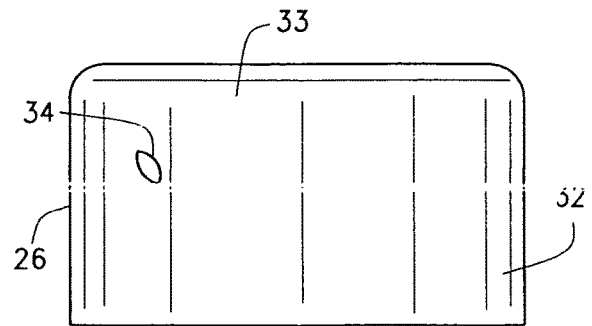


FIG. 11

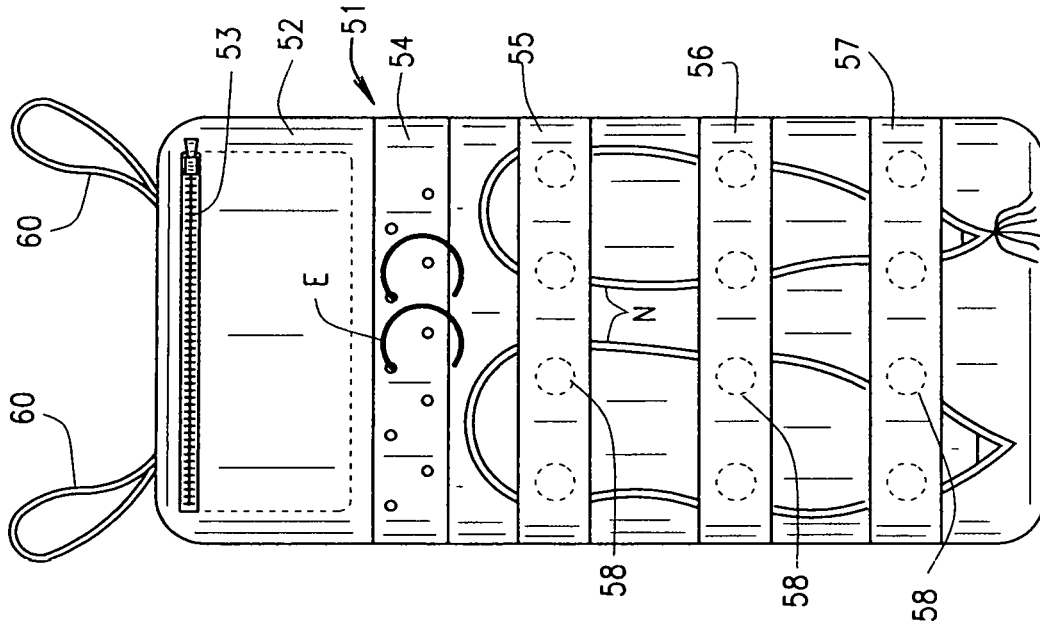


FIG. 13

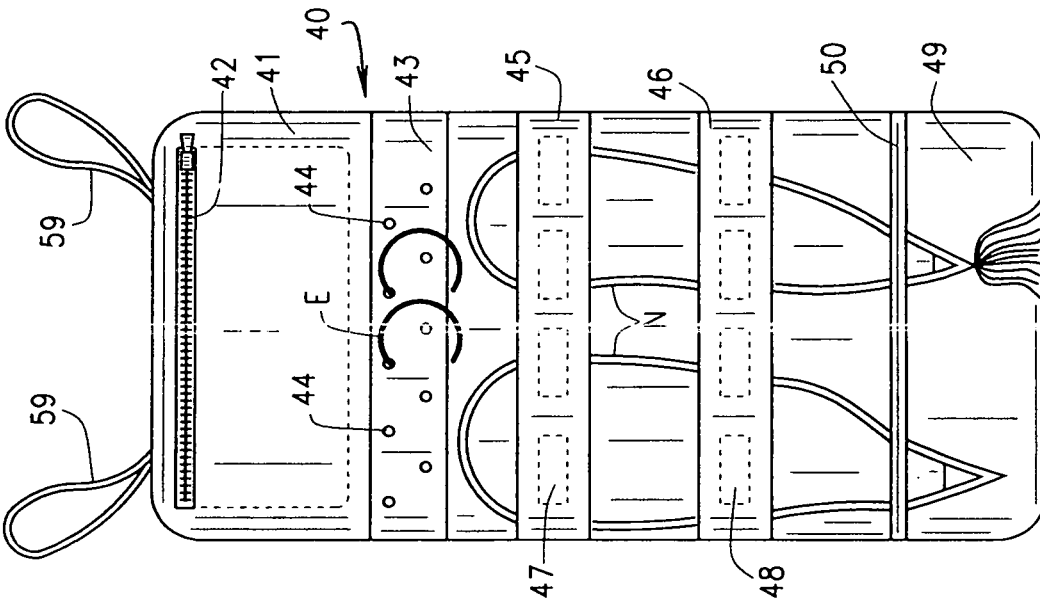


FIG. 12

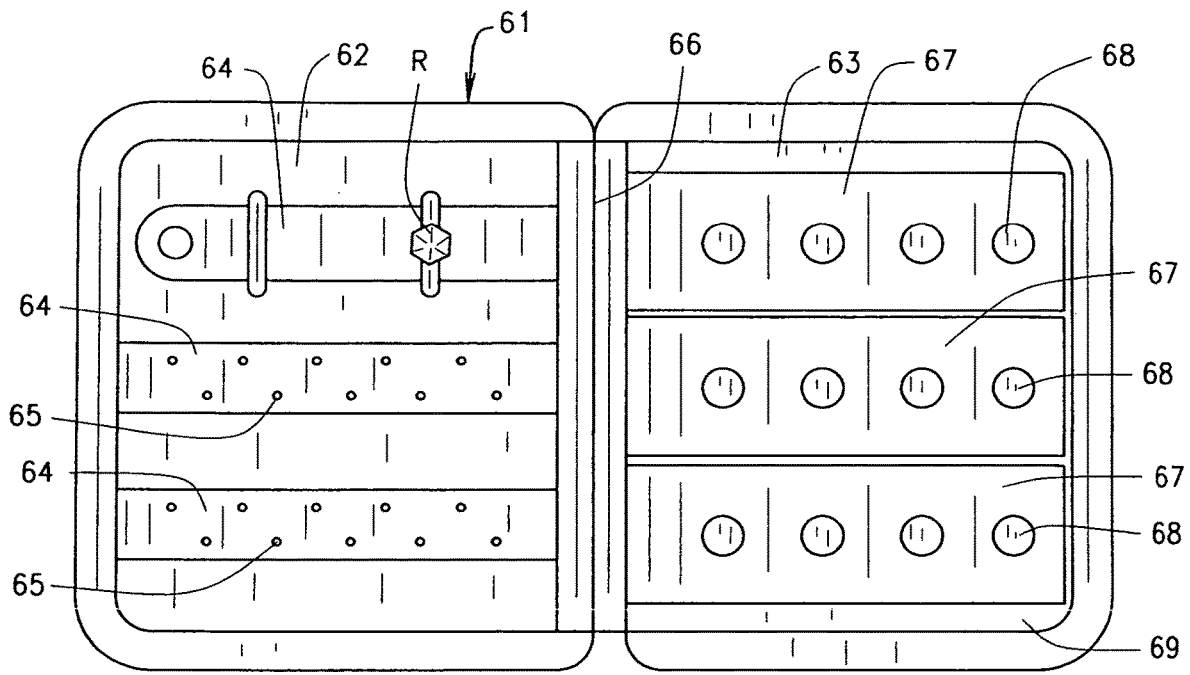


FIG. 14

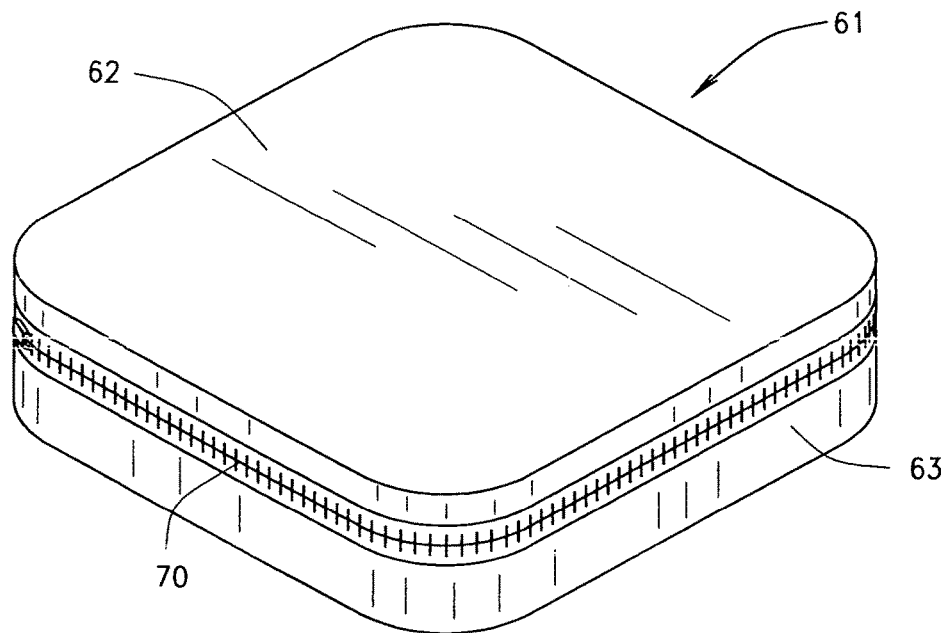


FIG. 15



**ROLLABLE AND FOLDABLE JEWELRY  
CASE WITH TANGLE FREE MAGNETIC  
ATTACHMENTS TO ROLL OF FOLD UP  
INTO REDUCED SIZE FOR CONVEYANCE  
OR STORAGE**

CROSS-REFERENCE TO RELATED  
APPLICATION

**[0001]** This application is a non-provisional of the provisional patent application having Ser. No. 62/766,399, filed on Oct. 16, 2018.

FIELD OF THE INVENTION

**[0002]** This invention is designed to provide a convenient transport means for jewelry that can be quickly and easily applied for storing jewelry, using a minimum of space, and to achieve such, the jewelry case is rollable, and/or foldable, into a more condensed form, and which holds the various pieces of jewelry untangled, protected, and confined, to prevent slippage or lost, during usage, utilizing magnetic attraction to hold the various components together.

BACKGROUND OF THE INVENTION

**[0003]** There have been numerous apparatuses and devices that have been developed, used, and applied, for generally displaying and providing storage for jewelry and other personal items. For example, U.S. Pat. No. 8,312,990, shows an accessory display and storage system, rather complex of structure, for precisely locating and holding a variety of jewelry and accessories, primarily for display purposes. Notwithstanding, even when the system as shown in said patent is folded, it still utilizes a significant amount of space, and would prevent the shown device from adding convenience, as when traveling, during application and usage.

**[0004]** U.S. Pat. No. 8,915,354, to Smith, shows a device for arranging and storing jewelry having organizing clasps. As noted, it is a foldable and collapsible jewelry storage device, and which may be hung by a hanger at its upper end, apparently during usage. But, once again, because of its size, even if it should be folded, it would take up significant room, and probably not fit too well within luggage, in preparation for travel.

**[0005]** The United States patent to Rogers, U.S. Pat. No. 8,851,089, shows an expandable travel bag system. This system appears to be more available for holding various cosmetics, brushes, and the like, within a foldable device, defined as an expandable travel bag, for usage. Does not insure tangle free support of items.

**[0006]** The patent to Walsh, U.S. Pat. No. 8,727,110, shows a jewelry organizing storage system, that may be hung from a door, and appears to be of significant size, for application to the door, and rolled up during storage, but can be released, apparently from its various Velcro attachments, for suspension, down the door, during usage. The patent does state that this storage organizer can be used for storing, or travel, with a large variety of jewelry. But, it would appear that the size of the device as shown, may not fit too well within luggage, even when rolled up, as noted.

**[0007]** The United States patent to Joice, et al., U.S. Pat. No. 7,735,645, does show a magnetic tool organizing system and method of manufacturing a magnetic tool organizing system. This device does use magnets, for holding tools to

the base substrate of its organizing system. This device is not for completely and securely holding jewelry.

**[0008]** The United States patent to Valdez-Campbell, U.S. Pat. No. 7,028,870, shows a flexible foldable multi-article storage carrier. Apparently, this device may be used for storing a variety of dolls, such as for a child, and includes a plurality of compartments for use for holding such items.

**[0009]** The patent to Forgosh, U.S. Pat. No. 6,513,692, shows a form of roll carrier luggage device.

**[0010]** The patent to McAuslen, U.S. Pat. No. 5,971,612, shows coilable individual storage device.

**[0011]** The patent to Regner, U.S. Pat. No. 5,890,587, shows another form of various flapped and pocketed type of jewelry case.

**[0012]** The published application to LaComb, No. US 2015/0296944, shows a daily pocketed jewelry coordinator.

**[0013]** The published application to Gordon, No. US 2015/0230575, shows a jewelry organizer formed of rubberized material that apparently has a series of connecting points for holding jewelry, as noted, and which can be rolled up when put away during non-usage.

**[0014]** The published application to Ye, No. US 2015/0068993, shows a very large type of jewelry organizer.

**[0015]** The published application to Walsh, No. US 2014/029487, shows another form of jewelry organizing storage system.

**[0016]** The patent to Egil, U.S. Pat. No. 10,099,831, shows another form of storage system, using various types of straps, and clasps, for apparently holding the jewelry in place. This system is obviously time consuming of usage.

**[0017]** The published application to Barber, No. US 2012/0125957, shows another form of multi-purpose organizer and handled transporting device.

**[0018]** The published application to Meng, No. US 2004/0222125, shows another form of large travel bag, which when unfolded, can be suspended from a hanger, as noted.

**[0019]** The foregoing are examples of the various types of prior art cases, pouches, and bags, that are known, some for holding jewelry, primarily for storage, but some may be folded up and used for travel, albeit many of them appear to roll up into a sizable form, which makes them difficult for locating within the standard type of luggage, normally used nowadays for travel.

**[0020]** However, none of the items in the prior art cited above are able to keep the entirety of the jewelry, particularly necklaces, free of tangles, which makes this invention unique in that it is able to do so.

SUMMARY OF THE INVENTION

**[0021]** This invention contemplates the formation of a jewelry carrier, roll or bag device, that provides a series of straps that are generally magnetically held to a base material, through the use of magnets, or Velcro, but can be partially released, to allow for the application of earrings, with regard to one strap, rings, with regard to another strap, and to locate and hold various other items of jewelry, such as necklaces, bracelets, watches, or other related items, where the various straps are magnetically or with Velcro, applied to their bases, to hold such jewelry, when prepared for closing, zipping, folding or roll up, and eventual travel or storage.

**[0022]** This jewelry roll device is comprised of a main piece of fabric, defined as a base material, which is lined on one side with a protective material, which may be conveniently formed of attractive type of material, such as velvet,

or other coordinated colored materials, (such as to bring out the theme of locations, such as Tuscany, Paris, London, Aruba, or other designs) that equally furnish a more attractive display, upon the underside of the base material, so that when the device is rolled up, zipped, folded, or closed, for transit, such colorations add to the attractiveness of the usable case, during its application and protect jewelry during usage.

**[0023]** The jewelry roll or device, and its base material, may be approximately 14 to 18 inches high, and 12 to 14, or more of width, so that when it is rolled up or folded during usage, it is far more compact for conveyance and storage. In the preferred embodiment, it has four straps incorporating magnets across the underside of the strap and base fabrics, and a pair of magnets towards the top of the base material, and the four straps have magnets applied inside of their formation, and which line up, or are aligned with magnets that are applied within the base material, between the velvet or related material that form the exterior of the base, and the related type of material that attractively forms the interior surface of the device, when unrolled for usage. The magnets within the straps are aligned with the magnets within the base material, and they are sewn within such material, or applied by other means, such as adhesive, so that when the straps are applied across the base material, after jewelry has been aligned and placed under the straps, the magnets in the base attract the magnets in the straps, and hold the jewelry in place, during usage of the jewelry roll. Velcro may also be used.

**[0024]** At the top of the jewelry case or roll, there are two shorter straps, and one or more magnets or Velcro provided within the smaller straps, and embedded in the base material, so that when the smaller straps are applied against the base, after earrings, rings, or the like, are applied thereto, they will be held in position by means of the various aligned magnets or Velcro, during application. Or, since these straps are shorter, there may be a clasp at the inner ends of these smaller straps, that connect with the corresponding clasp such as a snap applied to the base material, and aligned therewith, for holding the shorter straps in position, during usage of the device.

**[0025]** Above one or more of the various transverse straps, that generally extend from one side edge to the other side edge of the base material, there may be formed some pockets, within the base material, to provide further and more concealed storage of jewelry, during usage. Such pockets can be closed either by zippers, hook and pile fastening means, such as Velcro, buttons, magnets, and the like.

**[0026]** Generally, the tops of all straps are lined with a light foam or padding, to avoid connecting of the straps to each other, when the fabric is rolled. It is desirable not to have the top of the magnets interfere with each other, and attract each other, so as to prevent the opening of the straps, as it is used.

**[0027]** It is desirable to have some type of a hooking means at the top of the base material, rather it be elastic cords to hang around the ends of a hanger, a tie or a hook member similarly to the upper part of a hanger, or the like, to allow the device to be hung, and to display its jewelry, when the bag is unfolded. The hook can swivel inside of the roll, when it is folded or rolled up, and closed.

**[0028]** In addition, along the top edge of the base material, on both sides of the swivel hook or ties, there may be fabric

ties and/or cords, which may also be of elastic formation, in order to wrap around the rolled up device, to hold it in its rolled position, as during non-usage. Alternatively, it can fold and/or zipper closed.

**[0029]** At the top of the bag, and underneath of the inner fabric forming the inner surface of the base material, there may be a layer of form or padding to hold the shape when the jewelry case is hanging, and the batting, may be thin enough to allow the entire device to be rolled up and/or folded, during usage, even while holding a variety of personal items of jewelry, during usage.

**[0030]** The preferred embodiment, the concept of this invention is to use a series of straps applied to a base material, holding the straps in position by means of aligned magnets, whereby the straps are all generally horizontally or vertically aligned, usually secured at one side as to an edge of the base material, and then such straps will be aligned so that it can be condensed into a much smaller configuration, without the entanglement of its held jewelry, when it is condensed for application into luggage, a purse, and other means for conveyance, during its application and usage. Then, when the user arrives at their destination, the case can be simply taken from its means of conveyance, unfolded, unzipped or unrolled, for ready access to its held jewelry, during usage.

**[0031]** This jewelry device is for use for transporting jewelry from one location to another, as during travel, but yet utilizes minimal space that keeps all the items organized and untangled, even when the device is rolled up or folded, and located into a suitcase, during usage. It can even be folded, to lie in a more flat configuration, to be applied to the bottom of the suitcase, or packed on the top of the contents, or, as noted, it can be rolled and folded to fit in empty corners or small pockets of a piece of luggage. The fabric forming the device, and its base material, is strong enough to protect the jewelry against damage, but thin enough to be flexible, rollable, and foldable. The magnetic or Velcro straps essentially keep the jewelry in place, tangle-free, and can be adjusted to add jewelry quickly to the device, in preparation for its usage.

**[0032]** Some of the attributes and the quality of the jewelry roll of this invention can be itemized, as follows:

- [0033]** 1. Bag has overall polished/high-end look
- [0034]** 2. Bag is slim and foldable
- [0035]** 3. 1<sup>st</sup> cotton pattern on outside, 2<sup>nd</sup> cotton pattern underneath straps, 3<sup>rd</sup> ultra-suede on inside of roll, 4<sup>th</sup> faux leather for earring strap are all correct
- [0036]** 4. Patterns sewn in correct directions (i.e.: horizontal stripes or flamingos up/down)
- [0037]** 5. Bag has rounded corners, but can be made with squared edges
- [0038]** 6. Batting to line outer layer for support
- [0039]** 7. Earring strap folded/padded to be stiff
- [0040]** 8. Earring strap has space on left side before holes are started
- [0041]** 9. Earring strap has two rows of holes for total of 16 (or 8 pairs)
- [0042]** 10. Earring and ring straps are pointed at inner ends
- [0043]** 11. Earring and ring straps are directly under pouch for dangling earrings' space
- [0044]** 12. Both small straps are correct lengths and even

- [0045] 13. Ring strap is padded with foam to be cylindrical shaped
- [0046] 14. Ring strap is small enough for size 4.5 ring, or larger
- [0047] 15. Snaps are used on both small straps
- [0048] 16. Snaps on both sides are small enough to fit size 4.5 ring over them
- [0049] 17. Snaps are strong enough to hold straps closed
- [0050] 18. Snaps are lights strength and should not tear ultra-suede
- [0051] 19. Zippered pouch is at top with same fabric as outer bag and tops of straps
- [0052] 20. Zipper is invisible but matches fabric
- [0053] 21. Zippered pouch is correct size and big enough to fit bangle bracelet
- [0054] 22. 4 straps with 4 magnets underneath zippered pouch and small straps
- [0055] 23. Straps have batting on top to help avoid straps connecting together when rolled
- [0056] 24. Straps have straight edges on all sides
- [0057] 25. Straps are rounded at the corners
- [0058] 26. Straps are inside bag when rolled
- [0059] 27. Straps are correct length and even to each other
- [0060] 28. Straps' magnets connect to each other matching magnet underneath ultra-suede
- [0061] 29. Magnets are strong enough to hold jewelry in place (N35)
- [0062] 30. Magnets do not tear through ultra-suede
- [0063] 31. Magnets are secure in straps and in main piece and do not move
- [0064] 32. Bag is 15"×14" when unrolled
- [0065] 33. Bag is 14"×3" when rolled
- [0066] 34. Tie is made of matching fabric to the outer bag or to underside of straps
- [0067] 35. Tie is 16" to wrap around twice and tie in bow
- [0068] 36. 2 elastic loops are 6" to hold bag closed
- [0069] 37. 2 elastic loops do not bunch jewelry roll when closed
- [0070] 38. 2 elastic loops are at equal ends of roll
- [0071] 39. 2 elastic loops can hang bag on hanger
- [0072] 40. Label is secured on ends
- [0073] 41. Label is placed on outside lower right corner of unrolled bag
- [0074] 42. All white trims match (elastic, zipper, earring strap) each other and with fabric.
- [0075] It is, therefore, the principal object of this invention to provide a unique jewelry roll, or case, to which personal items of jewelry can be promptly applied, the device rolled up, zipped, folded or closed, held in its closed position, for application to luggage, or for conveyance, during travel or for other applications.
- [0076] Still another object of this invention is to provide a series of straps, applied to a base material, with aligned magnets or Velcro in each, to provide for adherence of the straps, to its base, after jewelry has been applied thereto, or when the strap is to be opened, simply by release of its magnetic or Velcro attraction, in order to remove jewelry for usage, during application of the device.
- [0077] A further object of this invention is to provide the application of smaller straps, that may be magnetically held in position, or clasped at their inner ends, and which when

opened, can have earrings applied to a strap, or have rings applied to another short strap, to allow for their storage, when the jewelry case or roll is closed in preparation for transit.

[0078] A further object of this invention is to provide a cord or tie means at the upper end of the base material, so that the jewelry roll, when unrolled, can be suspended from a hook, hanger, closet bar, or other means of support, during usage.

[0079] Yet another object of this invention is to provide the use an elastic cord, zipper, and/or tie means, for adhering around the ends of the closed jewelry case, in preparation for its storage or transit.

[0080] A further object of this invention is the use of round or button magnets, other shaped magnets, or even magnetic doped vinyl, within straps and aligned base material, to secure the straps in place, during usage of the device. Velcro may be used instead of magnets.

[0081] These and other objects may become apparent to those skilled in the art upon review of the summary of the invention as provided herein, and upon undertaking a study of the description of its preferred embodiments.

#### BRIEF DESCRIPTION OF THE DRAWING

[0082] In referring to the drawings, FIG. 1 shows an isometric view of the jewelry case of this invention, with a pair of its transverse straps located laterally, showing how necklaces, or the like, can be applied on the base material, and help in position when the transverse straps are folded into closure overlying said base;

[0083] FIG. 2 shows an isometric view of the jewelry case with all of its various aligned straps applied into their operative position, generally located transversely upon its base material;

[0084] FIG. 3 shows how the jewelry case through its lateral cords, which may be elastic, can be applied onto the edges of a hanger, for support within a closet or other location;

[0085] FIG. 4 provides a front view of the entire jewelry case, showing the location of its various transverse straps, short straps, a zipper for a formed pouch integrally within the base material, and disclosing its elastic cords, and the center arranged ribbons, that can be also used to hold the jewelry roll in closure, or applied onto a closet bar;

[0086] FIG. 5 provides an inverted view of the front of the jewelry case;

[0087] FIG. 6 provides a front view of the jewelry case or roll, and showing its long and short straps, and where magnets may locate interiorly of its straps, for alignment with related magnets applied into the base material, in order to hold the straps in position, when laden with personal items of jewelry;

[0088] FIG. 7 shows the location of the aligned magnets within the base material, and underneath but aligned with the magnets of the various straps as previously disclosed in FIG. 6.

[0089] FIG. 8 shows a front view of the jewelry case, in its unrolled position, and disclosing a lifting of select of its straps to show a necklace can be applied into position, locating around a series of fixed magnets, both within the straps, and the base material, in preparation for securement of said necklaces in place, when the straps are applied onto the base material and their magnets hold these two components into fixed position;

**[0090]** FIG. 9 shows how a small strap may be applied to the front of the base material and can hold various items, such as headphones, and the like, for storage within the jewelry roll or case or on their own as individual straps;

**[0091]** FIG. 10 shows a miniature version of the jewelry case of this invention wherein because of its smaller size, it is of a folded variety to yet hold jewelry but being of lesser size than the rollable type case; and in this instance, one side of the case will connect with the magnets on the other side to keep the jewelry in place. This smaller version acts as one of the straps from the larger version within the bag/case itself and does not require removable straps within it;

**[0092]** FIG. 11 shows how the upper segment of the foldable case in FIG. 10 can include an invisible pouch, with a closure member, and for carrying other jewelry items;

**[0093]** FIG. 12 shows a mini version of the jewelry case of this invention, having a zippered pocket at its upper end, a series of straps containing rectangular or button magnets or Velcro in alignment with magnets located within its base material, and having retaining straps or pouches that can support the lower ends of, for example, necklaces, in position before the fold up of the shown case;

**[0094]** FIG. 13 shows a similar jewelry case as disclosed in FIG. 12, and utilizing various round or rectangular magnets for folding the removable straps from the base material when jewelry is applied therein;

**[0095]** FIG. 14 shows a fold up type of jewelry case incorporating various straps for holding earrings or rings, and other magnetically or Velcro securing straps for holding other items of jewelry within the case; and

**[0096]** FIG. 15 shows the foldable case from of FIG. 14 being folded and zipped into closure.

#### DESCRIPTION OF THE PREFERRED EMBODIMENTS

**[0097]** In referring to the drawings, and in particular FIG. 1, therein is shown the jewelry case or roll 1 of this invention. It includes a base material, as at 2, and has a plurality of transverse straps, as noted generally at 3, applied across the base material, and which are held in position by means of magnets, or clasp, as to be subsequently described. As can be seen, when the transverse straps are released from the base material, albeit they are pivotally connected at their inner ends 5, their magnetic attraction to the magnets of the base material is broken, so that items of jewelry, such as the necklaces shown at J, can be applied to the base material, in preparation for the refolding of the straps 4 back over said base material, being magnetically attracted to the same, in order to hold the necklaces in place, as can be understood. As can also be seen, there are a pair of shorten straps 6 and 7, and these straps can be fabricated, as in the case of strap number 6, which not only includes magnets, or may have a clasp applied to its inner end, to hold rings in place, for storage or transit. And, to assure that the rings will be held into position, some bulk material, such as foam, may have been stitched into the strap 6, to accommodate and hold the rings in position. The base material may be a double layer of material and have its aligned magnets located intermediate or embedded therein.

**[0098]** In addition, the short strap 7 may have a series of apertures, as at 8, to which earrings may be applied, such as earrings for pierced ears, that can be held to that strap, during storage.

**[0099]** While the various long and short straps as previously defined for this invention are explained as being transversely located, it is just as likely that all of the straps could also be attached to the upper or lower edges of the base material, or vertically aligned, in their preparation for usage. But, the object of the invention is that regardless in which position the various straps are either horizontally aligned, or vertically aligned, the case will then be folded, rolled or zipper perpendicularly with respect to the location of the aligned straps, to facilitate the closure of the jewelry case during its application and usage, and prevent the jewelry from being entangled within the case when the jewelry is stored and being conveyed.

**[0100]** As can be seen in FIG. 2, the base material, in this instance, as noted at 9, has the series of transverse straps 10 applied thereto, and held into position by magnets, to be subsequently defined. In addition, the short strap 11 that may be used for holding rings, or earrings, may be clasped into position, the clasp being noted at 12. Furthermore, there may be a tie means, as noted at 13, provided at the central upper portion of the base material, and may be formed of a pair of ribbons or ties, so that the ribbons can be draped around some form of holder, such as a hook on a door, or wall, or be tied onto a closet rail or rod, and tied in position, as can be understood. These ties can also be used for securing the case when rolled up into closure.

**[0101]** FIG. 3 shows how the device of FIG. 2 may include a pair of cords, as can be seen at 13 or 16, and these may be formed of elastic material, so they can be draped over the ends of a clothes hanger, and help into position upon a closet rod, door hook, or other means for suspending the hanger in position, and its supported jewelry case, as noted.

**[0102]** FIG. 4 does provide a front view of the jewelry case or roll 1 of this invention. The lateral straps 3 can be noted. In addition, the short strap 7 with its various apertures 8, are provided for holding earrings in place. To facilitate the application of earrings, as noted at E, the short strap may be held by magnets, or by a clasp, as can be seen at 14. The clasp will secure with a corresponding snap or clasp that is applied to the base material 2. Also it can be seen the short strap 6 that is designed for holding rings, as at R, can be noted. This particular short strap may also be held by a magnet, or a snap or clasp, as noted at 15.

**[0103]** In addition, this particular roll 1 may include an interior hidden pocket, within its base material, and it may be accessed through the opening of the zipper or other fastener 16a, to allow for a more concealed application of jewelry, to the jewelry roll or case, during usage. In addition, the ribbon or tie like material 13 can be seen extending upwardly generally centrally from the top of the base material 2, and the elastic cords 16 that may be used for embracing the ends of a hanger, as noted in FIG. 3 at H, as previously explained, and as can be seen. In addition, these elastic cords 16, when the jewelry case is rolled up into a compact position, can be stretched over the ends of the roll case, to secure it in its closed position, as during conveyance or storage.

**[0104]** As can also be understood, in the formation of the transverse straps 3, and even the short straps, when they are magnetically held in position, there may be matting applied within the straps on top of the magnets located therein so that when the case is rolled up, the various magnets from the various straps do not adhere to each other, which may break the transverse straps free from their securement, of jewelry,

as the case is unrolled. The matting functions as an insulator against magnetic attraction, with respect to the various magnets positioned within the carrier, during its usage.

[0105] FIG. 5 shows how the base material 2 of the jewelry carrier has series of magnets 17 applied therein. In addition, the transverse strap 3 also has its series of magnets 18 applied therein. Thus, as can be seen, when the transverse straps are folded over into closure, after items of jewelry, such as necklaces, have been placed over the base material 2, on or surrounding the various magnets 17, the strap magnets 18 align with and adhere to their respective base magnets 17, to secure the straps in position, and to hold the items of jewelry in place, during usage.

[0106] FIG. 6 shows the base material 2 of the jewelry roll or bag 1 and how the various straps 3 have their spaced magnets 17 applied within said straps. Also, the zipper 16 leading into the concealed compartment, within the base material 2, can be noted.

[0107] As can also be seen in FIG. 7, this shows the base material 2 and how the corresponding magnets 18, embedded within the base material 2, are aligned with the magnets located within the various straps 3, as noted in FIG. 6. Thus, when the straps 3 are aligned over the base material, and folded into closure, thereupon, the magnetic attraction between the magnets of the straps 17, and the magnets 18 of the base, hold the straps in position, transversely across the base material for the jewelry case, as can be understood. Furthermore, one can see where the various clasps 14 and 15 are applied to the base material, and to cooperate with similar clasps for the short straps as previously explained with respect to FIG. 4.

[0108] The alignment of the various magnets, from these straps, as they are folded over to overlay the base material, can be noted in FIG. 8, wherein the straps 3 are being folded into closure, and their various magnets 17 and 18 are aligned for closure and adherence of the straps to the base material of the device. Note that the straps are connected at one end to an edge of the base material.

[0109] An alternative embodiment for usage of this invention, for holding other accessories, can be seen in FIG. 9. As shown herein, there are a pair of short straps 19 and 20. These are generally adhered to the base material 21 or on their own without a base. There are magnets 22 and 23 that are applied in each half of the short straps 19 and 20, and when the left half of the short strap, as at 24 is folded over onto the short strap segment 25, in the manner as shown for the short strap 20, for example, the wiring for the headphone set, as noted at P, is circularly applied to and around the magnetic 23, so that when the other strap portion 24 is folded over, and its magnet 23 adheres to the aligned magnet on the right side, it can hold the headphone set in a stored position. This can generally be noted with respect to the short strap 20, provided downwardly upon the base material 21 for this storage roll. Strap lengths may vary.

[0110] As previously commented, the shape of this particular roll, for most convenient purposes, will be of a square or rectangular design, so as to accommodate its roll up into a storage position. But, it is just as likely that the base material may undertake other shapes, during its fabrication. Furthermore, while the magnets described in these embodiments are shown as being circular, and are a button type of magnet, obviously, they could be of other shapes, such as square, rectangular, or the like. In addition, it could be that, as previously explained, magnetically doped vinyl strips

may be applied within the base material, and aligned with similar type of magnetic material provided within the transverse and other straps, so that when an item of jewelry, such as a necklace, is located upon the base material, and a transverse strap is folded over into closure, the magnetic attraction between the two vinyl strips will secure the jewelry in place, during usage of this storage device, whether it be located within the piece of luggage, or simply being conveyed to another location. In addition, the use of magnets can be substituted for other closure materials such as Velcro. These are examples of alternative embodiments that may be used to form the jewelry roll of this invention, as described.

[0111] As shown in FIG. 10, a jewelry case of a smaller size, and obviously of a lesser cost for manufacture is disclosed. It serves as another option to fit in even smaller bags or purses, for quick trips, such as going to the store, or the gym, where larger size conveying bags are usually not employed. This particular smaller jewelry case, which is of a folded variety, is shown at 26. It includes a series of magnetic buttons, as at 27, and for securing of jewelry components in place, within the shown case. The case includes a fold line 28, provided approximate its center, so that when the case is folded over into closure, an upper magnetic strip 29 or individual magnets secures with a lower magnetic strip or magnets 30 to secure the folded case into closure. A magnetic strip 31 is provided upon the bottom half of the case, and it can also connect with the button magnets 27, when closed, to secure any jewelry placed on or around these magnets.

[0112] FIG. 11 shows how, for example, the upper segment of 32 of the case 26 may have a concealed pocket provided internally thereof, and which has an opening, as at 33, through which smaller items of more precious jewelry insert, and be located within the foldable case. A zipper, Velcro, or other form of connector, as at 34 may be provided for securement of the concealed pocket, the entrance, which was identified as at 33, for this segment of the foldable case. This zipper 33 may be what is identified as an invisible zipper.

[0113] FIG. 12 shows a further embodiment for the foldable style of jewelry case, as noted at 40. It includes a base member 41 which in its upper portion, has a formed pocket, since the base member may be formed of a laminated type of material, to form a pocket internally thereof. A zipper 42 provides for closure of the upper formed pocket. Then, a leather or other material strip, as at 43 is provided, having a series of apertures 44 provided therethrough, and through which earrings, as noted at E, of the pierced type, can be inserted therethrough for retention during usage of the mini version of the jewelry case of this invention.

[0114] Then, downwardly therefrom, are a pair of transverse strips of material, as noted at 45 and 46, and these materials may have inserted herein the shown magnets 47 and 48, and which, in the manner as previously described in FIGS. 6-8, will be aligned with similar magnets located within the base material 41, so that when the strips 45 and 46 are pulled free, and necklaces, such as shown at N, are applied therein, and the strips 45 and 46 reapplied, so that their aligned magnets become engaged, will retain the necklaces in place, as can be noted. Obviously, the strip materials 45 and 46 may be secured along one side edge, with the base material 41, so that the strips will be permanently adhered at least along one edge to the base material,

in order to maintain the magnet in alignment, when the strips are opened or closed for the application or removal of jewelry therewith or therefrom. As can be seen further, the bottom of the base sheet material may form a pouch 49, having an elastic upper edge 50 and which can be pulled open, for insertion of the lower portions of the necklace's end, therein, to secure them for storage and transit. This is what is identified as a mini version for the jewelry case, and can be either rolled, into closure, or folded into closure, in the manner as previously explained.

[0115] As can be seen in FIG. 13, therein is a very related jewelry case 51 to that as shown in the previous figure. It also includes a base material 52 having the zippered pouch, as at 53, provided at its upper segment, and then has the series of straps 54 for holding the shown earrings E, in addition to three further straps 55, 56 and 57, which include the circular magnets 58 that cooperate with related magnets embedded within the base sheet 52, and which can hold the various necklace's end, in place, when stored as noted. Instead of utilizing a lower pouch, as described at 49 in FIG. 12, this embodiment includes a third strap 57, and its located magnets, that are aligned with similar magnets embedded within the base sheet 52, for securement therewith, when it is desired to hold the necklace's end in place. Obviously, when we describe the various magnets being located within the transfer strips, these strips may be formed of double strip material, in order to embed the magnets therein, and the base sheet 52 may likewise be formed of a pair of sheets, to have the base sheet magnet also embedded therein, adhered in place, and in alignment with the surface magnets of the transfer strips, as noted at 58, and as previously explained herein. This particular mini version for the jewelry case can likewise either be rolled up, or folded, during usage.

[0116] Both in FIG. 12 and FIG. 13 it can be seen that there are various elastic length of cords, as noted at 59 and 60, and these are provided for either suspending the opened case, as from a hangar, or a door, during application and usage, or for securing the case into closure, as when it may be rolled up into such closure, or folded into closure, and the attached elastic cords can then be wrapped around the same, to assure closure of the device, and prevent any inadvertent loss of any of the stored jewelry therein.

[0117] FIG. 14 shows a foldable small jewelry case 61 formed of two halves 62 and 63 that have a series of straps 64 provided therein, for holding rings, such as the ring R, or for holding earrings, through the various arranged apertures of 65. These two sides 62 and 63 for the shown case are integrated and connected by a fold line 66 at its midpoint, while the right side of the case includes a series of straps 67, having the magnets 68 provided within the straps, and also having corresponding aligned magnets (not shown) in the outer side 69 of the shown case, such that when the straps are pulled free from their magnetic connection, or Velcro, the jewelry, such as necklaces or bracelets, may be located herein, and held in position by means of the magnet securing straps or Velcro, to hold such in position during usage. FIG. 15 shows how the case 61 can have its two sides 62 and 63, brought into closure, and then a zipper, as at 70, may be located around three sides of the case, and provide for fastening the case into closure, as can be understood. This provides a very compact type of jewelry case, yet applying the magnetic type of straps for securing the jewelry in place, and prevented from cluttering with each other, once secured, and the case closed, in preparation for transit, or storage.

But, as can be understood, the type of cases as noted in FIGS. 12 and 13, can be folded to form the case of FIG. 15.

[0118] But, as can be noted, the use of magnetic or Velcro straps still serve as an inventive feature on the rollable or foldable jewelry case of this invention. Such connections can be built into the body of the case, and avoid the use of separate straps, particularly with the foldable type, as explained in FIGS. 10 and 11, which obviously makes it more easier of usage by the owner, and at the same time, will help in the reduction of the production cost for the smaller foldable type of case. Nevertheless, the use of magnetic or Velcro straps, all of which may be sewn into place within the various identified cases, and designed to keep jewelry stable, secure, and in place, adds to their security, and prevents any tangling with other components or with itself during travel, or in transit. The magnets can also serve as a closure for the case, particularly in the foldable type, as opposed to the tie and elastic as provided upon the original rollable case, as identified herein.

[0119] The size of the foldable case will be similar to that of a wallet, which allows people to carry their jewelry in the smallest of cases, bags, purses, and even clutch purses.

[0120] In its assembly, the layers of the foldable case may include an outer faux leather, that holds a zippered pouch on the inner side, generally internally of the upper segment of the shown case, although it could be used and another one applied in the bottom portion of the disclosed case. Magnets are placed on the underside of the fabric forming the case, and can be included with a tape-like adhesive or fusing, and then a soft, micro/eco/suede material goes on the inside to protect the enclosed and encased jewelry. The smaller versions may also be made of silicone, rubber, or plastic.

[0121] Variations and modifications to the subject matter of this invention may occur to those skilled in the art upon review of the invention as described herein. Such variations, if within the spirit of this invention, are intended to be encompassed within the scope of any claims to patent protection issuing herein. The definition of the invention within the preferred embodiments, and its depiction in the drawings, are generally set forth for illustrative purposes only. Any equivalent structures, that function in the manner as described for the current invention, are intended to be encompassed within the scope of any claims obtained.

I claim:

1. A compact jewelry case comprising a base material and which may be rolled up or folded for storage or transit when not in usage, comprising:

said jewelry case formed of base material, said base material having a pair of oppositely disposed lateral edges, a series of transverse straps provided substantially horizontally across the base material, said transverse straps having ends, and one end of each strap being secured to a lateral edge of said base material, magnetic material being applied within the straps, and further applied within the base material, the magnetic material in the straps and the base material being aligned, so that when the straps are folded over into closure, they secure any jewelry that is applied upon the base material and held into position by the magnetic attraction of the straps into closure, whereby folding or rolling said base material perpendicularly with respect to said horizontal straps, forms a compact jewelry case in closure.

2. The jewelry case of claim 1, may include one short strap, transversely located partially across the base material, the end of said short strap being secured by one of a clasp or magnet to the base material, and said short strap being applied for securement of smaller jewelry items such as earrings and rings, thereon, during usage of the jewelry case.

3. The jewelry case of claim 2, wherein there are a pair of short straps extending partially across the base material, one of such short straps holds earrings in place, while the other short strap secures rings to the case during usage.

4. The jewelry case of claim 3, wherein the short strap holding rings has stuffing material applied therein, in order to secure the rings upon the short strap when it is secured into closure upon the base material.

5. The jewelry case of claim 1, and including the base material being a double layer of material and having a concealed pocket formed therein, and a closure provided upon said pocket to secure the concealed pocket into closure.

6. The jewelry case of claim 5, wherein said closure means comprises a zipper.

7. The jewelry case of claim 6, and a cover provided upon the zipper to conceal said zipper and the concealed pocket from view.

8. The jewelry case of claim 1, and including a tie means provided connecting with the upper central portion of the base material, and provided for tying of the unrolled jewelry case onto a support during usage.

9. The jewelry case of claim 1, and including a pair of elastic cords provided laterally along the upper edge of the base material, and said elastic cords provided for application to a hanger for support of the unfolded jewelry case during usage.

10. The jewelry case of claim 1, and including a pair of elastic cords provided laterally upon the upper edge of the base material, and said elastic cords provided for wrapping around the ends of the rolled up jewelry case to secure it into its rolled position, during storage or transit.

11. The jewelry case of claim 1, wherein each strap holding a magnetic material has a matting applied interiorly thereof, overlaying the magnetic material therein, so as to prevent the magnets of each strap from adhering to each other when the jewelry case is unrolled into an open position.

12. The jewelry case of claim 1, and including at least one short strap provided upon the base material, said short strap being folded over upon itself, each short strap having a magnetic material applied therein, to secure the short strap into closure, after a headset or cord of any type and its wiring has been wrapped around one of the magnets in preparation for its confinement and closure during usage of the case.

13. A jewelry case comprising a base material and which may be rolled, zipped, or folded up for storage of jewelry when in usage, comprising:

said jewelry case formed of a base material, at least one strap having positioning magnets or hook and pile fastening means provided substantially across the base material, the magnetic material or fastening means being applied to the straps and base material, with the magnetic material or fastening means in the straps and the base material being aligned, the jewelry case being of a foldable type, having an upper segment, and a

lower segment, so that when the magnetic material or fastening means formed within the straps, are applied to the upper and lower segments, in their alignment, they are capable of holding the jewelry case into closure, when folded over, to secure any jewelry that is applied on or around the magnets or fastening means upon the base material, and the straps, to hold the case into closure.

14. The jewelry case of claim 13, wherein the folded jewelry case has an upper segment, and a lower segment, with a fold line provided approximately transversely at the midpoint of the jewelry case, so that the jewelry case can be folded over into closure.

15. The jewelry case of claim 14, wherein at least one of the upper and lower segments of the foldable jewelry case contains a pocket provided therein, for insertion and securement of smaller jewelry items therein, during usage.

16. The jewelry case of claim 15, wherein the pocket has an opening provided therein, to allow for entrance of jewelry therein, and said pocket opening having a closure, of one of a zipper, hook and pile fastener, or clasp, to hold the pocket into closure when smaller items of jewelry have been inserted therein.

17. A compact jewelry case comprising a base material, and which may be rolled up or folded for storage or transit when not in usage, comprising:

said jewelry case formed of a base material, said base material having upper and lower edges, and said base material having side edges;

a series of straps being parallel arranged upon said base material, and said straps having end edges, and an end edge of each strap being attached proximate a side edge of said base material; and

magnetic material being applied within said straps, and magnetic material being further applied to said base material, said magnetic material in said straps and the magnetic material within the base material being aligned, and when brought together contiguously securing jewelry within said case, whereby said jewelry case can be folded over or rolled into closure.

18. The jewelry case of claim 17, and including the base material being a double layer of material, and having space intermediately thereof to hold the magnetic material in place, and said horizontal strap being formed of a double layer of material, and having located therein said magnetic material which is in alignment with the magnetic material provided within the base material of the formed jewelry case, in order to secure the straps to the base material, and secure the jewelry in place.

19. The jewelry case of claim 18, wherein said base material has a fold line located at approximately its midpoint, so that the base material can be folded over and secured into closure to form a foldable jewelry case.

20. The jewelry case of claim 19, and including fastener means provided around the edges of the formed folded jewelry case, to secure the case into closure.

21. The jewelry case of claim 20, wherein said fastener means comprises a zipper.

22. The jewelry case of claim 18, wherein said magnetic material comprises individual magnets.

\* \* \* \* \*