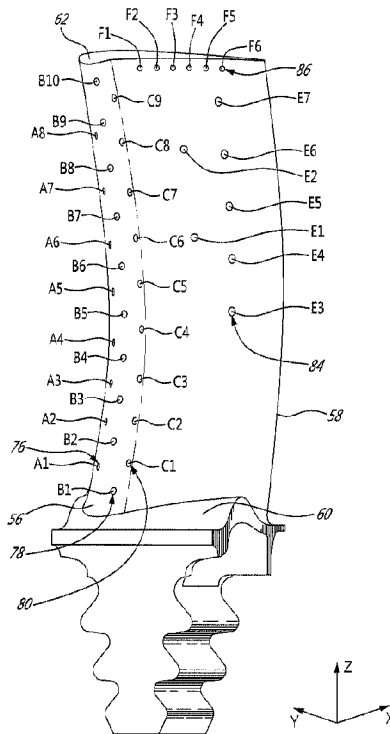




(22) Date de dépôt/Filing Date: 2015/09/16
(41) Mise à la disp. pub./Open to Public Insp.: 2016/03/24
(45) Date de délivrance/Issue Date: 2023/03/07
(30) Priorité/Priority: 2014/09/24 (US14/494,837)

(51) Cl.Int./Int.Cl. *F01D 5/18* (2006.01)
(72) Inventeurs/Inventors:
PAPPLE, MICHAEL, CA;
LECUYER, DANIEL, CA
(73) Propriétaire/Owner:
PRATT & WHITNEY CANADA CORP., CA
(74) Agent: NORTON ROSE FULBRIGHT CANADA
LLP/S.E.N.C.R.L., S.R.L.

(54) Titre : DISTRIBUTION DE TROUS DE REFROIDISSEMENT D'AUBE DE TURBINE HAUTE PRESSION
(54) Title: HIGH PRESSURE TURBINE BLADE COOLING HOLE DISTRIBUTION



(57) Abrégé/Abstract:

A turbine blade for a gas turbine engine with an airfoil portion defined by a perimeter wall surrounding at least one enclosure, the perimeter wall having a plurality of cooling holes defined therethrough and providing fluid communication between the at least one enclosure and a gaspath of the gas turbine engine. The plurality of cooling holes includes at least one set of holes selected from the group consisting of a first set, a second set, a third set, a fourth set, a fifth set and a sixth set, wherein the first, second, third, fourth, fifth and sixth sets of holes respectively include the holes numbered A1 to A8, B1 to B10, C1 to C9, D1 to D6, E1 to E7 and F1 to F6 each located such that a central axis thereof extends through the respective point 1 and point 2 having a nominal location in accordance with the X, Y, Z Cartesian coordinate values set forth in Table 3.

ABSTRACT

A turbine blade for a gas turbine engine with an airfoil portion defined by a perimeter wall surrounding at least one enclosure, the perimeter wall having a plurality of cooling holes defined therethrough and providing fluid communication between the at least one enclosure and a gaspath of the gas turbine engine. The plurality of cooling holes includes at least one set of holes selected from the group consisting of a first set, a second set, a third set, a fourth set, a fifth set and a sixth set, wherein the first, second, third, fourth, fifth and sixth sets of holes respectively include the holes numbered A1 to A8, B1 to B10, C1 to C9, D1 to D6, E1 to E7 and F1 to F6 each located such that a central axis thereof extends through the respective point 1 and point 2 having a nominal location in accordance with the X, Y, Z Cartesian coordinate values set forth in Table 3.

HIGH PRESSURE TURBINE BLADE COOLING HOLE DISTRIBUTION

TECHNICAL FIELD

The application relates generally to a blade airfoil for a gas turbine engine and, more particularly, to a cooling hole distribution suited for use in the second stage blade assembly of a high pressure (HP) turbine.

BACKGROUND OF THE ART

Every stage of a gas turbine engine must meet a plurality of design criteria to assure the best possible overall engine efficiency. The design goals dictate specific thermal and mechanical requirements that must be met pertaining to heat loading, parts life and manufacturing, use of combustion gases, throat area, vectoring, the interaction between stages to name a few. The design criteria for each stage is constantly being re-evaluated and improved upon. The high pressure turbine is subject to elevated temperatures and pressures, and as such adequate cooling must be provided to the elements of the high pressure turbine, including the turbine blades.

SUMMARY

In one aspect, there is provided a turbine blade for a gas turbine engine comprising an airfoil portion defined by a perimeter wall surrounding at least one enclosure, the perimeter wall having a plurality of cooling holes defined therethrough and providing fluid communication between the at least one enclosure and a gaspath of the gas turbine engine, the plurality of cooling holes including at least one set of holes selected from the group consisting of a first set, a second set, a third set, a fourth set, a fifth set and a sixth set, wherein the first, second, third, fourth, fifth and sixth sets of holes respectively include the holes numbered A1 to A8, B1 to B10, C1 to C9, D1 to D6, E1 to E7 and F1 to F6 each located such that a central axis of the hole extends through the respective point 1 and point 2 having a nominal location in accordance with the X, Y, Z Cartesian coordinate values set forth in Table 3, wherein the point of origin of the X, Y, Z Cartesian system is located at an intersection of a centerline of the gas turbine engine and a stacking line of the turbine blade, the X axis being angled with respect to a turbine rotor centerline by an angle corresponding to a restagger of the blade with a positive direction thereof being oriented towards aft of the engine and the Z axis

extending generally radially along the stacking line with a positive direction thereof being oriented toward a tip of the blade.

In another aspect, there is provided a high pressure turbine blade comprising an airfoil having a perimeter wall surrounding at least one cooling cavity, the perimeter wall having an outer surface lying substantially on the points of Table 2, the perimeter wall having a plurality of cooling holes defined therethrough in fluid communication with the at least one cooling cavity, the plurality of cooling holes including at least one set of holes selected from the group consisting of a first set, a second set, a third set, a fourth set, a fifth set and a sixth set, wherein the first, second, third, fourth, fifth and sixth sets of holes respectively include the holes numbered A1 to A8, B1 to B10, C1 to C9, D1 to D6, E1 to E7 and F1 to F6 each located such that a central axis thereof extends through the respective point 1 and point 2 having a nominal location in accordance with the X, Y, Z Cartesian coordinate values set forth in Table 3, wherein the point of origin of the X, Y, Z Cartesian system is located at an intersection of a centerline of the gas turbine engine and a stacking line of the turbine blade, the X axis being angled with respect to a turbine rotor centerline by an angle corresponding to a restagger of the blade with a positive direction thereof being oriented towards aft of the engine and the Z axis extending generally radially along the stacking line with a positive direction thereof being oriented toward a tip of the blade.

DESCRIPTION OF THE DRAWINGS

Reference is now made to the accompanying figures in which:

Fig. 1 is a schematic cross-sectional view of a gas turbine engine;

Fig. 2 is a schematic view of a gaspath of a gas turbine engine such as shown in Fig. 1, including a two-stage high pressure turbine;

Fig. 3 is a schematic view of a suction side of a high pressure turbine (HPT) stage blade having a profile defined in accordance with a particular embodiment;

Figs. 4a and 4b are simplified 2D HP turbine blade airfoil cross-sections illustrating the angular twist and restagger tolerances in accordance with a particular embodiment;

Fig. 5 is a schematic cross-sectional view of a HPT stage blade such as shown in Fig. 3, in accordance with a particular embodiment; and

Fig. 6 is a schematic tridimensional view of a pressure side of the blade of Fig. 3, provided at an angle with respect to the blade coordinate system.

DETAILED DESCRIPTION

5 Fig. 1 illustrates a gas turbine engine 10 of a type preferably provided for use in subsonic flight, generally comprising in serial flow communication a fan 12 through which ambient air is propelled, a multistage compressor 14 for pressurizing the air, a combustor 16 in which the compressed air is mixed with fuel and ignited for generating an annular stream of hot combustion gases, and a turbine section 18 for extracting energy from the combustion gases to drive the fan, the compressor, and produce thrust.

10 The gas turbine engine 10 further includes a turbine exhaust duct 20 which is exemplified as including an annular core portion 22 and an annular outer portion 24 and a plurality of struts 26 circumferentially spaced apart, and radially extending between the inner and outer portions 22, 24.

15 Fig. 2 illustrates a portion of an annular hot gaspath, indicated by arrows 27 and defined by annular inner and outer walls 28 and 30 respectively, for directing the stream of hot combustion gases axially in an annular flow. The profile of the inner and outer walls 28 and 30 of the annular gaspath, "cold" (i.e. non-operating) conditions, is defined by the Cartesian coordinate values such as the ones given in Table 1 below with reference to a gas path coordinate system x , y , z . More particularly, the inner and outer gaspath
20 walls 28 and 30 are defined with respect to mutually orthogonal x and z axes, as shown in Fig. 2. The x axis corresponds to the engine turbine rotor centerline 29. The radial distance of the inner and outer walls 28 and 30 from the engine turbine rotor centerline and, thus, from the x axis at specific axial locations is measured along the z axis. The z values provide the inner and outer radius of the gas path at various axial locations
25 therealong. The x and z coordinate values in Table 1 are distances given in inches from the point of origin O (see Fig. 2). It is understood that other units of dimensions may be used. The x and z values have in average a manufacturing tolerance of about ± 0.030 in. The tolerance may account for such things as casting, coating, ceramic coating and/or other tolerances. It is also understood that the manufacturing tolerances of the
30 gas path may vary along the length thereof.

The turbine section 18 has two high pressure turbine (HPT) stages located in the gaspath 27 downstream of the combustor 16. Referring to Fig. 2, the HPT stages each comprise a stator assembly 32, 34 and a rotor assembly 36, 38 having a plurality of circumferentially arranged vane 40a, 40b and blades 42a, 42b respectively. The vanes 40a,b and blades 42a,b are mounted in position along respective stacking lines 44-50, as identified in Fig. 2. The stacking lines 44-50 extend in the radial direction along the z axis at different axial locations. The stacking lines 44-50 define the axial location where the blades and vanes of each stage are mounted in the engine 10. More specifically, stacking line 44 located at $x = 0$ corresponds to the first stage HPT vane 40a. The stacking line 46 of the first stage HP turbine blade 42a is located at $x = 1.259$ inches.

Table 1 provides cold coated gaspath definition from upstream to downstream of the first stage HPT blade airfoil 42a in the gas path coordinate system.

INNER GASPETH		OUTER GASPETH	
x	z	x	z
0.519	5.505	1.259	6.962
0.655	5.518	1.259	6.962
0.784	5.560	1.259	6.962
0.912	5.608	1.259	6.962
1.048	5.617	1.259	6.962
1.184	5.617	1.259	6.962
1.321	5.617	1.259	6.962
1.458	5.617	1.259	6.962
1.594	5.617	1.259	6.962
1.731	5.617	1.259	6.962
1.867	5.617	1.259	6.962
2.004	5.617	1.259	6.962
0.519	5.505	1.259	6.962
0.655	5.518	1.259	6.962
0.784	5.560	1.259	6.962

More specifically, the rotor assemblies 36, 38 each include a plurality of circumferentially distributed blades 42a and 42b respectively which extend radially across the hot gaspath 27. Fig. 3 shows an example of a blade 42a of the second HPT stage. It can be seen that each blade 42a has an airfoil 54 having a leading edge 56 and a trailing edge 58, extending from an inner platform 60 to a tip 62.

The novel airfoil shape of each first stage HPT blade 42a is defined by a set of X-Y-Z points in space. This set of points represents a solution to the target design criteria discussed above, and are well-adapted for use in a two-stage high pressure turbine design. The set of points are defined in a blade Cartesian coordinate system which has mutually orthogonal X, Y and Z axes. The X axis extends axially along the turbine rotor centerline 29, i.e., the rotary axis, when the blade is at nominal stagger, which corresponds to the embodiment shown. The positive X direction is axially towards the aft of the turbine engine 10. The Z axis extends along the HPT blade stacking line 46 of each respective blade 42a in a generally radial direction and intersects the X axis. The positive Z direction is radially outwardly toward the tip 62 of the blade. The Y axis extends tangentially with the positive Y direction being in the direction of rotation of the rotor assembly 38. Therefore, the origin of the blade X, Y and Z axes is defined at the point of intersection of all three orthogonally-related axes: that is the point (0,0,0) at the intersection of the center of rotation of the turbine engine 10 and the stacking line 46.

In a particular embodiment of the first stage HPT blade 42a, the set of points which define the blade airfoil profile relative to the axis of rotation of the turbine engine 10 and stacking line 46 thereof (i.e. relative to the blade coordinate system) are set out in Table 2 below as X, Y and Z Cartesian coordinate values. Particularly, the blade airfoil profile is defined by profile sections 66 at various locations along its height, the locations represented by Z values. For example, if the blades 42a are mounted about the rotor assembly 38 at an angle with respect to the radial direction, then the Z values are not a true representation of the height of the airfoils of the blades 42a. Furthermore, it is to be appreciated that, with respect to Table 2, Z values are not actually radial heights, per se, from the centerline but rather a height from a plane through the centerline - i.e. the sections in Table 2 are planar. The coordinate values are set forth in inches in Table 2 although other units of dimensions may be used when the values are appropriately converted.

Thus, at each Z distance, the X and Y coordinate values of the desired profile section 66 are defined at selected locations in a Z direction normal to the X, Y plane. The X and Y coordinates are given in distance dimensions, e.g., units of inches, and are joined smoothly, using appropriate curve-fitting techniques, at each Z location to form a smooth continuous airfoil cross-section. The blade airfoil profiles of the various surface

locations between the distances Z are determined by smoothly connecting the adjacent profile sections 66 to one another to form the airfoil profile.

In a particular embodiment, the blade of Table 2 is not restaggered, i.e. the X axis is aligned with the turbine rotor centerline 29. The coordinate values listed in Table 2 below represent the desired airfoil profiles in a "cold" non-operating coated condition with, as mentioned above, the X axis corresponding to the turbine rotor centerline 29 for a blade at nominal stagger, the X axis being angled with respect to the turbine rotor centerline 29 for a restaggered blade by an angle corresponding to the restagger. However, the manufactured airfoil surface profile will be slightly different, as a result of manufacturing and applied coating tolerances. According to an embodiment of the present invention, the finished HPT blade 42a is coated with a thermal protecting layer.

The Table 2 values are generated and shown to three decimal places for determining the profile of the HPT stage blade airfoil. However, as mentioned above, there are manufacturing tolerance issues to be addressed and, accordingly, the values for the profile given in Table 2 are for a theoretical airfoil. A profile tolerance of ± 0.015 inches, measured perpendicularly to the airfoil surface is additive to the nominal values given in Table 2 below. The first stage HPT blade airfoil design functions well within these ranges of variation. The cold or room temperature profile (including coating) is given by the X, Y and Z coordinates for manufacturing purposes. It is understood that the airfoil may deform, within acceptable limits, once entering service.

The coordinate values given in Table 2 below provide the preferred nominal first stage HPT blade 42a airfoil profile in the blade coordinate system.

TABLE 2	X	Y	Z
SECTION 1			
	-0.448	0.105	5.744
	-0.447	0.108	5.744
	-0.446	0.111	5.744
	-0.444	0.115	5.744
	-0.443	0.118	5.744
	-0.441	0.121	5.744
	-0.440	0.125	5.744
	-0.438	0.128	5.744
	-0.437	0.131	5.744
	-0.435	0.135	5.744
	-0.433	0.138	5.744

	-0.425	0.154	5.744
	-0.415	0.169	5.744
	-0.405	0.184	5.744
	-0.393	0.198	5.744
	-0.382	0.212	5.744
	-0.369	0.226	5.744
	-0.356	0.238	5.744
	-0.343	0.251	5.744
	-0.329	0.262	5.744
	-0.315	0.273	5.744
	-0.300	0.284	5.744
	-0.284	0.293	5.744
	-0.268	0.302	5.744
	-0.252	0.311	5.744
	-0.236	0.318	5.744
	-0.219	0.325	5.744
	-0.201	0.330	5.744
	-0.184	0.335	5.744
	-0.166	0.338	5.744
	-0.148	0.340	5.744
	-0.130	0.341	5.744
	-0.112	0.340	5.744
	-0.093	0.338	5.744
	-0.076	0.334	5.744
	-0.058	0.329	5.744
	-0.041	0.323	5.744
	-0.024	0.316	5.744
	-0.008	0.308	5.744
	0.007	0.298	5.744
	0.022	0.288	5.744
	0.037	0.277	5.744
	0.051	0.265	5.744
	0.064	0.253	5.744
	0.077	0.240	5.744
	0.089	0.227	5.744
	0.101	0.213	5.744
	0.113	0.199	5.744
	0.124	0.185	5.744
	0.135	0.170	5.744
	0.146	0.156	5.744
	0.157	0.141	5.744
	0.167	0.126	5.744
	0.177	0.111	5.744
	0.186	0.095	5.744
	0.196	0.080	5.744
	0.205	0.064	5.744

	0.214	0.048	5.744
	0.223	0.032	5.744
	0.232	0.016	5.744
	0.240	0.000	5.744
	0.248	-0.016	5.744
	0.256	-0.032	5.744
	0.264	-0.049	5.744
	0.272	-0.065	5.744
	0.279	-0.082	5.744
	0.286	-0.098	5.744
	0.293	-0.115	5.744
	0.300	-0.132	5.744
	0.307	-0.149	5.744
	0.314	-0.166	5.744
	0.320	-0.183	5.744
	0.326	-0.200	5.744
	0.333	-0.217	5.744
	0.339	-0.234	5.744
	0.344	-0.251	5.744
	0.350	-0.268	5.744
	0.356	-0.286	5.744
	0.361	-0.303	5.744
	0.367	-0.320	5.744
	0.372	-0.338	5.744
	0.377	-0.355	5.744
	0.382	-0.373	5.744
	0.387	-0.390	5.744
	0.392	-0.408	5.744
	0.397	-0.425	5.744
	0.401	-0.443	5.744
	0.406	-0.460	5.744
	0.411	-0.478	5.744
	0.415	-0.496	5.744
	0.416	-0.499	5.744
	0.417	-0.503	5.744
	0.418	-0.506	5.744
	0.419	-0.510	5.744
	0.420	-0.513	5.744
	0.421	-0.517	5.744
	0.421	-0.520	5.744
	0.422	-0.524	5.744
	0.423	-0.527	5.744
	0.424	-0.531	5.744
	0.425	-0.534	5.744
	0.425	-0.537	5.744
	0.424	-0.540	5.744

	0.423	-0.543	5.744
	0.422	-0.546	5.744
	0.420	-0.549	5.744
	0.418	-0.551	5.744
	0.416	-0.553	5.744
	0.413	-0.555	5.744
	0.410	-0.556	5.744
	0.407	-0.556	5.744
	0.404	-0.557	5.744
	0.400	-0.556	5.744
	0.397	-0.556	5.744
	0.394	-0.554	5.744
	0.392	-0.553	5.744
	0.389	-0.550	5.744
	0.387	-0.548	5.744
	0.386	-0.545	5.744
	0.385	-0.543	5.744
	0.383	-0.541	5.744
	0.382	-0.539	5.744
	0.381	-0.536	5.744
	0.380	-0.534	5.744
	0.379	-0.532	5.744
	0.378	-0.530	5.744
	0.377	-0.527	5.744
	0.375	-0.525	5.744
	0.374	-0.523	5.744
	0.369	-0.512	5.744
	0.363	-0.501	5.744
	0.357	-0.490	5.744
	0.351	-0.479	5.744
	0.345	-0.468	5.744
	0.339	-0.457	5.744
	0.333	-0.446	5.744
	0.327	-0.435	5.744
	0.321	-0.424	5.744
	0.314	-0.413	5.744
	0.308	-0.402	5.744
	0.302	-0.391	5.744
	0.295	-0.381	5.744
	0.289	-0.370	5.744
	0.282	-0.359	5.744
	0.276	-0.349	5.744
	0.269	-0.338	5.744
	0.263	-0.327	5.744
	0.256	-0.317	5.744
	0.249	-0.306	5.744

	0.242	-0.296	5.744
	0.235	-0.285	5.744
	0.228	-0.275	5.744
	0.221	-0.265	5.744
	0.214	-0.254	5.744
	0.207	-0.244	5.744
	0.200	-0.234	5.744
	0.193	-0.223	5.744
	0.185	-0.213	5.744
	0.178	-0.203	5.744
	0.171	-0.193	5.744
	0.163	-0.183	5.744
	0.156	-0.173	5.744
	0.148	-0.163	5.744
	0.140	-0.153	5.744
	0.133	-0.143	5.744
	0.125	-0.134	5.744
	0.117	-0.124	5.744
	0.109	-0.114	5.744
	0.101	-0.105	5.744
	0.092	-0.096	5.744
	0.084	-0.086	5.744
	0.075	-0.077	5.744
	0.067	-0.068	5.744
	0.058	-0.059	5.744
	0.049	-0.050	5.744
	0.040	-0.042	5.744
	0.030	-0.034	5.744
	0.021	-0.025	5.744
	0.011	-0.018	5.744
	0.001	-0.010	5.744
	-0.009	-0.003	5.744
	-0.019	0.005	5.744
	-0.030	0.011	5.744
	-0.041	0.018	5.744
	-0.052	0.024	5.744
	-0.063	0.029	5.744
	-0.074	0.035	5.744
	-0.086	0.039	5.744
	-0.097	0.044	5.744
	-0.109	0.048	5.744
	-0.121	0.051	5.744
	-0.134	0.054	5.744
	-0.146	0.056	5.744
	-0.158	0.058	5.744
	-0.171	0.059	5.744

	-0.183	0.060	5.744
	-0.196	0.060	5.744
	-0.208	0.060	5.744
	-0.221	0.059	5.744
	-0.233	0.058	5.744
	-0.246	0.056	5.744
	-0.258	0.054	5.744
	-0.270	0.051	5.744
	-0.282	0.048	5.744
	-0.294	0.044	5.744
	-0.306	0.040	5.744
	-0.318	0.035	5.744
	-0.329	0.030	5.744
	-0.331	0.029	5.744
	-0.333	0.028	5.744
	-0.336	0.027	5.744
	-0.338	0.026	5.744
	-0.340	0.024	5.744
	-0.342	0.023	5.744
	-0.345	0.022	5.744
	-0.347	0.021	5.744
	-0.349	0.020	5.744
	-0.351	0.019	5.744
	-0.359	0.015	5.744
	-0.368	0.012	5.744
	-0.376	0.011	5.744
	-0.385	0.010	5.744
	-0.394	0.011	5.744
	-0.403	0.013	5.744
	-0.411	0.016	5.744
	-0.419	0.020	5.744
	-0.426	0.025	5.744
	-0.433	0.031	5.744
	-0.439	0.037	5.744
	-0.444	0.045	5.744
	-0.448	0.053	5.744
	-0.451	0.061	5.744
	-0.452	0.070	5.744
	-0.453	0.079	5.744
	-0.453	0.088	5.744
	-0.451	0.096	5.744
SECTION 2			
	-0.430	0.143	5.874
	-0.429	0.146	5.874
	-0.428	0.149	5.874
	-0.426	0.153	5.874

	-0.425	0.156	5.874
	-0.424	0.159	5.874
	-0.422	0.162	5.874
	-0.421	0.166	5.874
	-0.419	0.169	5.874
	-0.417	0.172	5.874
	-0.416	0.175	5.874
	-0.407	0.191	5.874
	-0.398	0.206	5.874
	-0.387	0.220	5.874
	-0.376	0.234	5.874
	-0.364	0.247	5.874
	-0.351	0.260	5.874
	-0.338	0.272	5.874
	-0.324	0.283	5.874
	-0.310	0.293	5.874
	-0.295	0.303	5.874
	-0.279	0.312	5.874
	-0.263	0.320	5.874
	-0.247	0.327	5.874
	-0.230	0.333	5.874
	-0.213	0.338	5.874
	-0.195	0.342	5.874
	-0.178	0.344	5.874
	-0.160	0.346	5.874
	-0.142	0.346	5.874
	-0.124	0.345	5.874
	-0.107	0.343	5.874
	-0.089	0.339	5.874
	-0.072	0.334	5.874
	-0.055	0.328	5.874
	-0.039	0.321	5.874
	-0.023	0.313	5.874
	-0.008	0.304	5.874
	0.007	0.294	5.874
	0.021	0.283	5.874
	0.035	0.272	5.874
	0.048	0.260	5.874
	0.061	0.247	5.874
	0.073	0.234	5.874
	0.085	0.221	5.874
	0.096	0.207	5.874
	0.108	0.193	5.874
	0.118	0.179	5.874
	0.129	0.165	5.874
	0.139	0.150	5.874

	0.149	0.135	5.874
	0.159	0.120	5.874
	0.168	0.105	5.874
	0.178	0.090	5.874
	0.187	0.075	5.874
	0.196	0.059	5.874
	0.204	0.044	5.874
	0.213	0.028	5.874
	0.221	0.012	5.874
	0.229	-0.004	5.874
	0.237	-0.020	5.874
	0.244	-0.036	5.874
	0.252	-0.052	5.874
	0.259	-0.068	5.874
	0.266	-0.085	5.874
	0.273	-0.101	5.874
	0.280	-0.117	5.874
	0.287	-0.134	5.874
	0.294	-0.151	5.874
	0.300	-0.167	5.874
	0.306	-0.184	5.874
	0.312	-0.201	5.874
	0.319	-0.217	5.874
	0.324	-0.234	5.874
	0.330	-0.251	5.874
	0.336	-0.268	5.874
	0.341	-0.285	5.874
	0.347	-0.302	5.874
	0.352	-0.319	5.874
	0.358	-0.336	5.874
	0.363	-0.353	5.874
	0.368	-0.370	5.874
	0.373	-0.387	5.874
	0.378	-0.404	5.874
	0.382	-0.421	5.874
	0.387	-0.439	5.874
	0.392	-0.456	5.874
	0.397	-0.473	5.874
	0.401	-0.490	5.874
	0.406	-0.508	5.874
	0.407	-0.511	5.874
	0.407	-0.514	5.874
	0.408	-0.518	5.874
	0.409	-0.521	5.874
	0.410	-0.525	5.874
	0.411	-0.528	5.874

	0.412	-0.532	5.874
	0.413	-0.535	5.874
	0.414	-0.539	5.874
	0.415	-0.542	5.874
	0.415	-0.545	5.874
	0.415	-0.548	5.874
	0.415	-0.551	5.874
	0.414	-0.553	5.874
	0.413	-0.556	5.874
	0.411	-0.558	5.874
	0.409	-0.560	5.874
	0.407	-0.562	5.874
	0.405	-0.563	5.874
	0.402	-0.564	5.874
	0.399	-0.565	5.874
	0.396	-0.565	5.874
	0.393	-0.565	5.874
	0.391	-0.564	5.874
	0.388	-0.563	5.874
	0.386	-0.562	5.874
	0.384	-0.560	5.874
	0.382	-0.558	5.874
	0.380	-0.555	5.874
	0.379	-0.553	5.874
	0.378	-0.551	5.874
	0.377	-0.548	5.874
	0.376	-0.546	5.874
	0.375	-0.544	5.874
	0.373	-0.542	5.874
	0.372	-0.540	5.874
	0.371	-0.537	5.874
	0.370	-0.535	5.874
	0.369	-0.533	5.874
	0.363	-0.522	5.874
	0.357	-0.511	5.874
	0.351	-0.500	5.874
	0.345	-0.489	5.874
	0.339	-0.477	5.874
	0.333	-0.466	5.874
	0.327	-0.456	5.874
	0.321	-0.445	5.874
	0.315	-0.434	5.874
	0.309	-0.423	5.874
	0.303	-0.412	5.874
	0.297	-0.401	5.874
	0.290	-0.390	5.874

	0.284	-0.379	5.874
	0.277	-0.369	5.874
	0.271	-0.358	5.874
	0.265	-0.347	5.874
	0.258	-0.337	5.874
	0.251	-0.326	5.874
	0.245	-0.315	5.874
	0.238	-0.305	5.874
	0.231	-0.294	5.874
	0.225	-0.284	5.874
	0.218	-0.273	5.874
	0.211	-0.263	5.874
	0.204	-0.252	5.874
	0.197	-0.242	5.874
	0.190	-0.231	5.874
	0.183	-0.221	5.874
	0.176	-0.211	5.874
	0.168	-0.201	5.874
	0.161	-0.190	5.874
	0.154	-0.180	5.874
	0.146	-0.170	5.874
	0.139	-0.160	5.874
	0.132	-0.150	5.874
	0.124	-0.140	5.874
	0.116	-0.130	5.874
	0.109	-0.120	5.874
	0.101	-0.110	5.874
	0.093	-0.101	5.874
	0.085	-0.091	5.874
	0.077	-0.081	5.874
	0.069	-0.072	5.874
	0.060	-0.063	5.874
	0.052	-0.053	5.874
	0.043	-0.044	5.874
	0.034	-0.035	5.874
	0.026	-0.027	5.874
	0.016	-0.018	5.874
	0.007	-0.009	5.874
	-0.002	-0.001	5.874
	-0.012	0.007	5.874
	-0.021	0.015	5.874
	-0.031	0.022	5.874
	-0.042	0.030	5.874
	-0.052	0.037	5.874
	-0.062	0.044	5.874
	-0.073	0.050	5.874

	-0.084	0.057	5.874
	-0.095	0.062	5.874
	-0.106	0.068	5.874
	-0.118	0.073	5.874
	-0.129	0.077	5.874
	-0.141	0.082	5.874
	-0.153	0.085	5.874
	-0.165	0.088	5.874
	-0.178	0.090	5.874
	-0.190	0.092	5.874
	-0.203	0.093	5.874
	-0.215	0.093	5.874
	-0.228	0.093	5.874
	-0.240	0.092	5.874
	-0.253	0.090	5.874
	-0.265	0.088	5.874
	-0.277	0.085	5.874
	-0.289	0.081	5.874
	-0.301	0.077	5.874
	-0.312	0.072	5.874
	-0.314	0.071	5.874
	-0.317	0.070	5.874
	-0.319	0.069	5.874
	-0.321	0.068	5.874
	-0.323	0.066	5.874
	-0.326	0.065	5.874
	-0.328	0.064	5.874
	-0.330	0.063	5.874
	-0.332	0.062	5.874
	-0.334	0.060	5.874
	-0.342	0.057	5.874
	-0.350	0.054	5.874
	-0.359	0.052	5.874
	-0.367	0.052	5.874
	-0.376	0.052	5.874
	-0.385	0.054	5.874
	-0.393	0.057	5.874
	-0.401	0.060	5.874
	-0.408	0.065	5.874
	-0.414	0.071	5.874
	-0.420	0.077	5.874
	-0.425	0.084	5.874
	-0.429	0.092	5.874
	-0.432	0.100	5.874
	-0.434	0.109	5.874
	-0.435	0.117	5.874

	-0.434	0.126	5.874
	-0.433	0.134	5.874
SECTION 3			
	-0.413	0.179	6.004
	-0.411	0.182	6.004
	-0.410	0.186	6.004
	-0.409	0.189	6.004
	-0.407	0.192	6.004
	-0.406	0.195	6.004
	-0.404	0.199	6.004
	-0.403	0.202	6.004
	-0.401	0.205	6.004
	-0.400	0.208	6.004
	-0.398	0.211	6.004
	-0.389	0.226	6.004
	-0.380	0.241	6.004
	-0.369	0.255	6.004
	-0.357	0.268	6.004
	-0.345	0.280	6.004
	-0.332	0.292	6.004
	-0.318	0.303	6.004
	-0.304	0.313	6.004
	-0.289	0.322	6.004
	-0.273	0.330	6.004
	-0.257	0.337	6.004
	-0.241	0.343	6.004
	-0.224	0.348	6.004
	-0.207	0.352	6.004
	-0.190	0.354	6.004
	-0.172	0.355	6.004
	-0.155	0.355	6.004
	-0.137	0.354	6.004
	-0.120	0.351	6.004
	-0.103	0.348	6.004
	-0.086	0.343	6.004
	-0.070	0.336	6.004
	-0.054	0.329	6.004
	-0.038	0.321	6.004
	-0.023	0.312	6.004
	-0.009	0.302	6.004
	0.005	0.291	6.004
	0.019	0.280	6.004
	0.032	0.269	6.004
	0.044	0.256	6.004
	0.056	0.244	6.004
	0.068	0.231	6.004

	0.079	0.217	6.004
	0.090	0.204	6.004
	0.101	0.190	6.004
	0.111	0.175	6.004
	0.121	0.161	6.004
	0.131	0.147	6.004
	0.141	0.132	6.004
	0.150	0.117	6.004
	0.159	0.102	6.004
	0.168	0.087	6.004
- - -	0.177	0.072	6.004
	0.185	0.057	6.004
	0.194	0.041	6.004
	0.202	0.026	6.004
	0.210	0.010	6.004
	0.217	-0.006	6.004
	0.225	-0.022	6.004
	0.232	-0.037	6.004
	0.239	-0.053	6.004
	0.247	-0.069	6.004
	0.253	-0.086	6.004
	0.260	-0.102	6.004
	0.267	-0.118	6.004
	0.273	-0.134	6.004
	0.280	-0.150	6.004
	0.286	-0.167	6.004
	0.292	-0.183	6.004
	0.298	-0.200	6.004
	0.304	-0.216	6.004
	0.310	-0.233	6.004
	0.316	-0.249	6.004
	0.321	-0.266	6.004
	0.327	-0.282	6.004
	0.332	-0.299	6.004
	0.338	-0.316	6.004
	0.343	-0.333	6.004
	0.348	-0.349	6.004
	0.353	-0.366	6.004
	0.358	-0.383	6.004
	0.363	-0.400	6.004
	0.368	-0.416	6.004
	0.373	-0.433	6.004
	0.377	-0.450	6.004
	0.382	-0.467	6.004
	0.387	-0.484	6.004
	0.391	-0.501	6.004

	0.396	-0.518	6.004
	0.397	-0.521	6.004
	0.398	-0.525	6.004
	0.399	-0.528	6.004
	0.399	-0.531	6.004
	0.400	-0.535	6.004
	0.401	-0.538	6.004
	0.402	-0.541	6.004
	0.403	-0.545	6.004
	0.404	-0.548	6.004
	0.405	-0.552	6.004
	0.405	-0.554	6.004
	0.405	-0.557	6.004
	0.405	-0.559	6.004
	0.404	-0.562	6.004
	0.403	-0.564	6.004
	0.402	-0.566	6.004
	0.400	-0.568	6.004
	0.398	-0.570	6.004
	0.396	-0.571	6.004
	0.393	-0.572	6.004
	0.391	-0.573	6.004
	0.388	-0.573	6.004
	0.386	-0.572	6.004
	0.383	-0.572	6.004
	0.381	-0.571	6.004
	0.379	-0.569	6.004
	0.377	-0.568	6.004
	0.375	-0.566	6.004
	0.374	-0.564	6.004
	0.373	-0.561	6.004
	0.371	-0.559	6.004
	0.370	-0.557	6.004
	0.369	-0.555	6.004
	0.368	-0.552	6.004
	0.367	-0.550	6.004
	0.366	-0.548	6.004
	0.365	-0.546	6.004
	0.363	-0.543	6.004
	0.362	-0.541	6.004
	0.356	-0.530	6.004
	0.351	-0.519	6.004
	0.345	-0.508	6.004
	0.339	-0.497	6.004
	0.333	-0.486	6.004
	0.327	-0.475	6.004

	0.321	-0.464	6.004
	0.315	-0.453	6.004
	0.309	-0.442	6.004
	0.302	-0.431	6.004
	0.296	-0.420	6.004
	0.290	-0.409	6.004
	0.284	-0.398	6.004
	0.277	-0.387	6.004
	0.271	-0.376	6.004
	0.265	-0.365	6.004
	0.258	-0.354	6.004
	0.252	-0.344	6.004
	0.245	-0.333	6.004
	0.239	-0.322	6.004
	0.232	-0.311	6.004
	0.226	-0.301	6.004
	0.219	-0.290	6.004
	0.212	-0.279	6.004
	0.206	-0.269	6.004
	0.199	-0.258	6.004
	0.192	-0.247	6.004
	0.185	-0.237	6.004
	0.178	-0.226	6.004
	0.171	-0.216	6.004
	0.164	-0.205	6.004
	0.157	-0.195	6.004
	0.150	-0.185	6.004
	0.143	-0.174	6.004
	0.136	-0.164	6.004
	0.128	-0.154	6.004
	0.121	-0.143	6.004
	0.114	-0.133	6.004
	0.106	-0.123	6.004
	0.099	-0.113	6.004
	0.091	-0.103	6.004
	0.084	-0.093	6.004
	0.076	-0.083	6.004
	0.068	-0.073	6.004
	0.060	-0.063	6.004
	0.052	-0.054	6.004
	0.044	-0.044	6.004
	0.036	-0.035	6.004
	0.027	-0.025	6.004
	0.019	-0.016	6.004
	0.010	-0.007	6.004
	0.001	0.002	6.004

	-0.007	0.011	6.004
	-0.016	0.020	6.004
	-0.026	0.029	6.004
	-0.035	0.037	6.004
	-0.044	0.045	6.004
	-0.054	0.054	6.004
	-0.064	0.061	6.004
	-0.074	0.069	6.004
	-0.084	0.077	6.004
	-0.094	0.084	6.004
	-0.105	0.091	6.004
	-0.116	0.097	6.004
	-0.127	0.103	6.004
	-0.138	0.108	6.004
	-0.150	0.113	6.004
	-0.161	0.117	6.004
	-0.174	0.121	6.004
	-0.186	0.124	6.004
	-0.198	0.125	6.004
	-0.211	0.127	6.004
	-0.223	0.127	6.004
	-0.236	0.126	6.004
	-0.248	0.125	6.004
	-0.261	0.123	6.004
	-0.273	0.120	6.004
	-0.285	0.116	6.004
	-0.297	0.111	6.004
	-0.299	0.110	6.004
	-0.301	0.109	6.004
	-0.304	0.108	6.004
	-0.306	0.107	6.004
	-0.308	0.106	6.004
	-0.310	0.104	6.004
	-0.313	0.103	6.004
	-0.315	0.102	6.004
	-0.317	0.101	6.004
	-0.319	0.100	6.004
	-0.327	0.096	6.004
	-0.335	0.093	6.004
	-0.343	0.091	6.004
	-0.351	0.091	6.004
	-0.360	0.091	6.004
	-0.368	0.093	6.004
	-0.376	0.096	6.004
	-0.383	0.099	6.004
	-0.390	0.104	6.004

	-0.397	0.109	6.004
	-0.402	0.116	6.004
	-0.407	0.123	6.004
	-0.411	0.130	6.004
	-0.414	0.138	6.004
	-0.416	0.146	6.004
	-0.417	0.154	6.004
	-0.416	0.163	6.004
	-0.415	0.171	6.004
SECTION 4			
	-0.395	0.214	6.134
	-0.394	0.217	6.134
	-0.392	0.220	6.134
	-0.391	0.223	6.134
	-0.390	0.227	6.134
	-0.388	0.230	6.134
	-0.387	0.233	6.134
	-0.385	0.236	6.134
	-0.384	0.239	6.134
	-0.382	0.242	6.134
	-0.380	0.245	6.134
	-0.371	0.260	6.134
	-0.361	0.273	6.134
	-0.350	0.287	6.134
	-0.338	0.299	6.134
	-0.325	0.310	6.134
	-0.312	0.321	6.134
	-0.297	0.331	6.134
	-0.282	0.339	6.134
	-0.267	0.347	6.134
	-0.251	0.353	6.134
	-0.234	0.358	6.134
	-0.218	0.362	6.134
	-0.201	0.365	6.134
	-0.184	0.366	6.134
	-0.166	0.366	6.134
	-0.149	0.365	6.134
	-0.132	0.362	6.134
	-0.115	0.358	6.134
	-0.099	0.353	6.134
	-0.083	0.347	6.134
	-0.067	0.340	6.134
	-0.052	0.331	6.134
	-0.038	0.322	6.134
	-0.023	0.312	6.134
	-0.010	0.302	6.134

	0.003	0.291	6.134
	0.016	0.279	6.134
	0.028	0.267	6.134
	0.040	0.254	6.134
	0.051	0.242	6.134
	0.062	0.228	6.134
	0.073	0.215	6.134
	0.084	0.201	6.134
	0.094	0.187	6.134
	0.104	0.173	6.134
	0.113	0.159	6.134
	0.123	0.144	6.134
	0.132	0.130	6.134
	0.141	0.115	6.134
	0.150	0.100	6.134
	0.158	0.085	6.134
	0.166	0.070	6.134
	0.175	0.055	6.134
	0.182	0.040	6.134
	0.190	0.025	6.134
	0.198	0.009	6.134
	0.205	-0.006	6.134
	0.213	-0.022	6.134
	0.220	-0.038	6.134
	0.227	-0.053	6.134
	0.234	-0.069	6.134
	0.240	-0.085	6.134
	0.247	-0.101	6.134
	0.253	-0.117	6.134
	0.260	-0.133	6.134
	0.266	-0.149	6.134
	0.272	-0.165	6.134
	0.278	-0.181	6.134
	0.284	-0.197	6.134
	0.290	-0.214	6.134
	0.295	-0.230	6.134
	0.301	-0.246	6.134
	0.306	-0.262	6.134
	0.312	-0.279	6.134
	0.317	-0.295	6.134
	0.323	-0.311	6.134
	0.328	-0.328	6.134
	0.333	-0.344	6.134
	0.338	-0.361	6.134
	0.343	-0.377	6.134
	0.348	-0.394	6.134

	0.353	-0.410	6.134
	0.358	-0.427	6.134
	0.362	-0.443	6.134
	0.367	-0.460	6.134
	0.372	-0.476	6.134
	0.376	-0.493	6.134
	0.381	-0.510	6.134
	0.386	-0.526	6.134
	0.386	-0.529	6.134
	0.387	-0.533	6.134
	0.388	-0.536	6.134
	0.389	-0.539	6.134
	0.390	-0.543	6.134
	0.391	-0.546	6.134
	0.392	-0.549	6.134
	0.393	-0.553	6.134
	0.394	-0.556	6.134
	0.395	-0.559	6.134
	0.395	-0.562	6.134
	0.395	-0.564	6.134
	0.395	-0.566	6.134
	0.394	-0.569	6.134
	0.393	-0.571	6.134
	0.392	-0.573	6.134
	0.390	-0.575	6.134
	0.389	-0.576	6.134
	0.386	-0.577	6.134
	0.384	-0.578	6.134
	0.382	-0.579	6.134
	0.380	-0.579	6.134
	0.377	-0.579	6.134
	0.375	-0.578	6.134
	0.373	-0.577	6.134
	0.371	-0.576	6.134
	0.369	-0.574	6.134
	0.367	-0.573	6.134
	0.366	-0.571	6.134
	0.365	-0.568	6.134
	0.364	-0.566	6.134
	0.363	-0.564	6.134
	0.362	-0.562	6.134
	0.360	-0.559	6.134
	0.359	-0.557	6.134
	0.358	-0.555	6.134
	0.357	-0.553	6.134
	0.356	-0.550	6.134

	0.354	-0.548	6.134
	0.349	-0.537	6.134
	0.343	-0.526	6.134
	0.337	-0.514	6.134
	0.331	-0.503	6.134
	0.325	-0.492	6.134
	0.319	-0.481	6.134
	0.313	-0.470	6.134
	0.307	-0.459	6.134
	0.301	-0.448	6.134
	0.295	-0.437	6.134
	0.288	-0.425	6.134
	0.282	-0.414	6.134
	0.276	-0.403	6.134
	0.270	-0.392	6.134
	0.264	-0.381	6.134
	0.257	-0.370	6.134
	0.251	-0.359	6.134
	0.245	-0.349	6.134
	0.238	-0.338	6.134
	0.232	-0.327	6.134
	0.225	-0.316	6.134
	0.219	-0.305	6.134
	0.212	-0.294	6.134
	0.206	-0.283	6.134
	0.199	-0.272	6.134
	0.192	-0.262	6.134
	0.186	-0.251	6.134
	0.179	-0.240	6.134
	0.172	-0.229	6.134
	0.165	-0.219	6.134
	0.159	-0.208	6.134
	0.152	-0.197	6.134
	0.145	-0.187	6.134
	0.138	-0.176	6.134
	0.131	-0.166	6.134
	0.124	-0.155	6.134
	0.117	-0.145	6.134
	0.110	-0.134	6.134
	0.102	-0.124	6.134
	0.095	-0.114	6.134
	0.088	-0.103	6.134
	0.080	-0.093	6.134
	0.073	-0.083	6.134
	0.066	-0.072	6.134
	0.058	-0.062	6.134

	0.050	-0.052	6.134
	0.043	-0.042	6.134
	0.035	-0.032	6.134
	0.027	-0.022	6.134
	0.019	-0.012	6.134
	0.011	-0.003	6.134
	0.003	0.007	6.134
	-0.005	0.017	6.134
	-0.014	0.026	6.134
	-0.022	0.036	6.134
	-0.031	0.045	6.134
	-0.039	0.054	6.134
	-0.048	0.063	6.134
	-0.057	0.072	6.134
	-0.066	0.081	6.134
	-0.075	0.090	6.134
	-0.085	0.098	6.134
	-0.094	0.107	6.134
	-0.104	0.114	6.134
	-0.115	0.122	6.134
	-0.125	0.129	6.134
	-0.136	0.135	6.134
	-0.148	0.141	6.134
	-0.159	0.146	6.134
	-0.171	0.150	6.134
	-0.183	0.153	6.134
	-0.196	0.156	6.134
	-0.208	0.157	6.134
	-0.221	0.158	6.134
	-0.234	0.158	6.134
	-0.246	0.156	6.134
	-0.259	0.154	6.134
	-0.271	0.151	6.134
	-0.283	0.146	6.134
	-0.285	0.146	6.134
	-0.287	0.145	6.134
	-0.290	0.144	6.134
	-0.292	0.142	6.134
	-0.294	0.141	6.134
	-0.297	0.140	6.134
	-0.299	0.139	6.134
	-0.301	0.138	6.134
	-0.303	0.137	6.134
	-0.306	0.136	6.134
	-0.313	0.132	6.134
	-0.321	0.129	6.134

	-0.329	0.128	6.134
	-0.337	0.128	6.134
	-0.345	0.128	6.134
	-0.353	0.130	6.134
	-0.360	0.133	6.134
	-0.368	0.136	6.134
	-0.374	0.141	6.134
	-0.381	0.146	6.134
	-0.386	0.152	6.134
	-0.390	0.159	6.134
	-0.394	0.166	6.134
	-0.397	0.174	6.134
	-0.399	0.182	6.134
	-0.399	0.190	6.134
	-0.399	0.198	6.134
	-0.397	0.206	6.134
SECTION 5			
	-0.378	0.246	6.264
	-0.377	0.249	6.264
	-0.375	0.253	6.264
	-0.374	0.256	6.264
	-0.372	0.259	6.264
	-0.371	0.262	6.264
	-0.369	0.265	6.264
	-0.367	0.268	6.264
	-0.366	0.271	6.264
	-0.364	0.273	6.264
	-0.362	0.276	6.264
	-0.353	0.290	6.264
	-0.342	0.303	6.264
	-0.330	0.315	6.264
	-0.318	0.327	6.264
	-0.304	0.337	6.264
	-0.290	0.346	6.264
	-0.275	0.354	6.264
	-0.260	0.361	6.264
	-0.244	0.366	6.264
	-0.227	0.371	6.264
	-0.211	0.374	6.264
	-0.194	0.375	6.264
	-0.177	0.376	6.264
	-0.160	0.375	6.264
	-0.144	0.372	6.264
	-0.127	0.368	6.264
	-0.111	0.363	6.264
	-0.095	0.357	6.264

	-0.080	0.350	6.264
	-0.065	0.342	6.264
	-0.051	0.333	6.264
	-0.037	0.323	6.264
	-0.024	0.313	6.264
	-0.011	0.302	6.264
	0.001	0.290	6.264
	0.013	0.278	6.264
	0.025	0.266	6.264
	0.036	0.253	6.264
	0.046	0.240	6.264
	0.057	0.226	6.264
	0.067	0.213	6.264
	0.077	0.199	6.264
	0.086	0.185	6.264
	0.096	0.171	6.264
	0.105	0.157	6.264
	0.114	0.143	6.264
	0.123	0.128	6.264
	0.131	0.114	6.264
	0.139	0.099	6.264
	0.148	0.084	6.264
	0.156	0.069	6.264
	0.163	0.054	6.264
	0.171	0.039	6.264
	0.179	0.024	6.264
	0.186	0.009	6.264
	0.193	-0.006	6.264
	0.200	-0.022	6.264
	0.207	-0.037	6.264
	0.214	-0.053	6.264
	0.220	-0.068	6.264
	0.227	-0.084	6.264
	0.233	-0.099	6.264
	0.240	-0.115	6.264
	0.246	-0.131	6.264
	0.252	-0.146	6.264
	0.258	-0.162	6.264
	0.264	-0.178	6.264
	0.269	-0.194	6.264
	0.275	-0.210	6.264
	0.281	-0.226	6.264
	0.286	-0.242	6.264
	0.292	-0.258	6.264
	0.297	-0.274	6.264
	0.302	-0.290	6.264

	0.307	-0.306	6.264
	0.313	-0.322	6.264
	0.318	-0.338	6.264
	0.323	-0.354	6.264
	0.328	-0.370	6.264
	0.333	-0.386	6.264
	0.337	-0.403	6.264
	0.342	-0.419	6.264
	0.347	-0.435	6.264
	0.352	-0.451	6.264
	0.357	-0.467	6.264
	0.361	-0.484	6.264
	0.366	-0.500	6.264
	0.370	-0.516	6.264
	0.375	-0.532	6.264
	0.376	-0.536	6.264
	0.377	-0.539	6.264
	0.378	-0.542	6.264
	0.379	-0.545	6.264
	0.380	-0.549	6.264
	0.380	-0.552	6.264
	0.381	-0.555	6.264
	0.382	-0.558	6.264
	0.383	-0.562	6.264
	0.384	-0.565	6.264
	0.384	-0.567	6.264
	0.385	-0.569	6.264
	0.384	-0.572	6.264
	0.384	-0.574	6.264
	0.383	-0.576	6.264
	0.382	-0.578	6.264
	0.380	-0.579	6.264
	0.378	-0.581	6.264
	0.376	-0.582	6.264
	0.374	-0.583	6.264
	0.372	-0.583	6.264
	0.370	-0.583	6.264
	0.368	-0.583	6.264
	0.366	-0.583	6.264
	0.364	-0.582	6.264
	0.362	-0.581	6.264
	0.360	-0.579	6.264
	0.358	-0.578	6.264
	0.357	-0.576	6.264
	0.356	-0.573	6.264
	0.355	-0.571	6.264

	0.354	-0.569	6.264
	0.353	-0.567	6.264
	0.351	-0.564	6.264
	0.350	-0.562	6.264
	0.349	-0.560	6.264
	0.348	-0.558	6.264
	0.347	-0.555	6.264
	0.345	-0.553	6.264
	0.340	-0.542	6.264
	0.334	-0.531	6.264
	0.328	-0.519	6.264
	0.322	-0.508	6.264
	0.316	-0.497	6.264
	0.310	-0.486	6.264
	0.304	-0.474	6.264
	0.298	-0.463	6.264
	0.292	-0.452	6.264
	0.285	-0.441	6.264
	0.279	-0.430	6.264
	0.273	-0.418	6.264
	0.267	-0.407	6.264
	0.261	-0.396	6.264
	0.255	-0.385	6.264
	0.249	-0.374	6.264
	0.242	-0.363	6.264
	0.236	-0.352	6.264
	0.230	-0.341	6.264
	0.223	-0.330	6.264
	0.217	-0.319	6.264
	0.211	-0.308	6.264
	0.204	-0.297	6.264
	0.198	-0.286	6.264
	0.191	-0.275	6.264
	0.185	-0.264	6.264
	0.178	-0.253	6.264
	0.172	-0.242	6.264
	0.165	-0.231	6.264
	0.159	-0.220	6.264
	0.152	-0.209	6.264
	0.145	-0.198	6.264
	0.139	-0.188	6.264
	0.132	-0.177	6.264
	0.125	-0.166	6.264
	0.118	-0.155	6.264
	0.111	-0.145	6.264
	0.104	-0.134	6.264

	0.097	-0.123	6.264
	0.090	-0.113	6.264
	0.083	-0.102	6.264
	0.076	-0.091	6.264
	0.069	-0.081	6.264
	0.062	-0.070	6.264
	0.055	-0.060	6.264
	0.048	-0.049	6.264
	0.040	-0.039	6.264
	0.033	-0.029	6.264
	0.025	-0.018	6.264
	0.018	-0.008	6.264
	0.010	0.002	6.264
	0.003	0.012	6.264
	-0.005	0.023	6.264
	-0.013	0.033	6.264
	-0.021	0.043	6.264
	-0.028	0.053	6.264
	-0.036	0.063	6.264
	-0.044	0.073	6.264
	-0.053	0.082	6.264
	-0.061	0.092	6.264
	-0.069	0.102	6.264
	-0.078	0.111	6.264
	-0.087	0.120	6.264
	-0.096	0.129	6.264
	-0.105	0.137	6.264
	-0.115	0.145	6.264
	-0.126	0.153	6.264
	-0.136	0.160	6.264
	-0.147	0.166	6.264
	-0.159	0.171	6.264
	-0.171	0.176	6.264
	-0.183	0.180	6.264
	-0.195	0.183	6.264
	-0.208	0.185	6.264
	-0.221	0.185	6.264
	-0.233	0.185	6.264
	-0.246	0.184	6.264
	-0.258	0.181	6.264
	-0.271	0.178	6.264
	-0.273	0.177	6.264
	-0.275	0.176	6.264
	-0.278	0.175	6.264
	-0.280	0.174	6.264
	-0.283	0.173	6.264

	-0.285	0.172	6.264
	-0.287	0.171	6.264
	-0.290	0.170	6.264
	-0.292	0.169	6.264
	-0.294	0.168	6.264
	-0.301	0.165	6.264
	-0.309	0.163	6.264
	-0.317	0.161	6.264
	-0.324	0.161	6.264
	-0.332	0.162	6.264
	-0.340	0.164	6.264
	-0.347	0.167	6.264
	-0.354	0.171	6.264
	-0.360	0.175	6.264
	-0.366	0.181	6.264
	-0.371	0.187	6.264
	-0.375	0.193	6.264
	-0.378	0.200	6.264
	-0.381	0.208	6.264
	-0.382	0.216	6.264
	-0.383	0.223	6.264
	-0.382	0.231	6.264
	-0.380	0.239	6.264
SECTION 6			
	-0.361	0.277	6.394
	-0.360	0.280	6.394
	-0.358	0.283	6.394
	-0.356	0.286	6.394
	-0.355	0.288	6.394
	-0.353	0.291	6.394
	-0.351	0.294	6.394
	-0.350	0.297	6.394
	-0.348	0.300	6.394
	-0.346	0.302	6.394
	-0.344	0.305	6.394
	-0.334	0.318	6.394
	-0.322	0.330	6.394
	-0.310	0.341	6.394
	-0.296	0.350	6.394
	-0.282	0.359	6.394
	-0.267	0.366	6.394
	-0.252	0.372	6.394
	-0.236	0.377	6.394
	-0.220	0.380	6.394
	-0.204	0.382	6.394
	-0.187	0.383	6.394

	-0.171	0.382	6.394
	-0.154	0.380	6.394
	-0.138	0.377	6.394
	-0.122	0.372	6.394
	-0.107	0.366	6.394
	-0.092	0.359	6.394
	-0.077	0.351	6.394
	-0.063	0.342	6.394
	-0.050	0.332	6.394
	-0.037	0.322	6.394
	-0.025	0.311	6.394
	-0.013	0.300	6.394
	-0.001	0.288	6.394
	0.010	0.276	6.394
	0.021	0.263	6.394
	0.031	0.250	6.394
	0.041	0.237	6.394
	0.051	0.224	6.394
	0.060	0.210	6.394
	0.069	0.196	6.394
	0.078	0.183	6.394
	0.087	0.169	6.394
	0.096	0.155	6.394
	0.105	0.141	6.394
	0.113	0.126	6.394
	0.121	0.112	6.394
	0.129	0.098	6.394
	0.137	0.083	6.394
	0.145	0.068	6.394
	0.152	0.054	6.394
	0.160	0.039	6.394
	0.167	0.024	6.394
	0.174	0.009	6.394
	0.181	-0.006	6.394
	0.188	-0.021	6.394
	0.194	-0.036	6.394
	0.201	-0.051	6.394
	0.207	-0.067	6.394
	0.213	-0.082	6.394
	0.220	-0.097	6.394
	0.226	-0.113	6.394
	0.232	-0.128	6.394
	0.238	-0.143	6.394
	0.243	-0.159	6.394
	0.249	-0.174	6.394
	0.255	-0.190	6.394

	0.260	-0.205	6.394
	0.266	-0.221	6.394
	0.271	-0.237	6.394
	0.277	-0.252	6.394
	0.282	-0.268	6.394
	0.287	-0.284	6.394
	0.292	-0.299	6.394
	0.297	-0.315	6.394
	0.302	-0.331	6.394
	0.307	-0.347	6.394
	0.312	-0.362	6.394
	0.317	-0.378	6.394
	0.322	-0.394	6.394
	0.327	-0.410	6.394
	0.332	-0.425	6.394
	0.336	-0.441	6.394
	0.341	-0.457	6.394
	0.346	-0.473	6.394
	0.350	-0.489	6.394
	0.355	-0.505	6.394
	0.359	-0.521	6.394
	0.364	-0.537	6.394
	0.365	-0.540	6.394
	0.366	-0.543	6.394
	0.367	-0.546	6.394
	0.368	-0.549	6.394
	0.368	-0.552	6.394
	0.369	-0.556	6.394
	0.370	-0.559	6.394
	0.371	-0.562	6.394
	0.372	-0.565	6.394
	0.373	-0.568	6.394
	0.373	-0.570	6.394
	0.373	-0.573	6.394
	0.373	-0.575	6.394
	0.373	-0.577	6.394
	0.372	-0.579	6.394
	0.371	-0.581	6.394
	0.369	-0.582	6.394
	0.368	-0.584	6.394
	0.366	-0.585	6.394
	0.364	-0.586	6.394
	0.362	-0.586	6.394
	0.359	-0.586	6.394
	0.357	-0.586	6.394
	0.355	-0.586	6.394

	0.353	-0.585	6.394
	0.351	-0.584	6.394
	0.350	-0.582	6.394
	0.348	-0.581	6.394
	0.347	-0.579	6.394
	0.346	-0.577	6.394
	0.345	-0.574	6.394
	0.343	-0.572	6.394
	0.342	-0.570	6.394
	0.341	-0.568	6.394
	0.340	-0.565	6.394
	0.339	-0.563	6.394
	0.337	-0.561	6.394
	0.336	-0.559	6.394
	0.335	-0.556	6.394
	0.329	-0.545	6.394
	0.323	-0.534	6.394
	0.317	-0.522	6.394
	0.311	-0.511	6.394
	0.305	-0.500	6.394
	0.299	-0.489	6.394
	0.293	-0.477	6.394
	0.287	-0.466	6.394
	0.281	-0.455	6.394
	0.275	-0.443	6.394
	0.269	-0.432	6.394
	0.263	-0.421	6.394
	0.257	-0.410	6.394
	0.251	-0.398	6.394
	0.245	-0.387	6.394
	0.239	-0.376	6.394
	0.233	-0.365	6.394
	0.226	-0.354	6.394
	0.220	-0.342	6.394
	0.214	-0.331	6.394
	0.208	-0.320	6.394
	0.202	-0.309	6.394
	0.195	-0.298	6.394
	0.189	-0.287	6.394
	0.183	-0.276	6.394
	0.177	-0.265	6.394
	0.170	-0.253	6.394
	0.164	-0.242	6.394
	0.158	-0.231	6.394
	0.151	-0.220	6.394
	0.145	-0.209	6.394

	0.138	-0.198	6.394
	0.132	-0.187	6.394
	0.125	-0.176	6.394
	0.118	-0.165	6.394
	0.112	-0.154	6.394
	0.105	-0.144	6.394
	0.099	-0.133	6.394
	0.092	-0.122	6.394
	0.085	-0.111	6.394
	0.078	-0.100	6.394
	0.072	-0.089	6.394
	0.065	-0.079	6.394
	0.058	-0.068	6.394
	0.051	-0.057	6.394
	0.044	-0.046	6.394
	0.037	-0.036	6.394
	0.030	-0.025	6.394
	0.023	-0.014	6.394
	0.016	-0.004	6.394
	0.009	0.007	6.394
	0.001	0.017	6.394
	-0.006	0.028	6.394
	-0.013	0.038	6.394
	-0.020	0.049	6.394
	-0.028	0.059	6.394
	-0.035	0.070	6.394
	-0.043	0.080	6.394
	-0.050	0.090	6.394
	-0.058	0.101	6.394
	-0.066	0.111	6.394
	-0.074	0.121	6.394
	-0.082	0.130	6.394
	-0.090	0.140	6.394
	-0.099	0.149	6.394
	-0.109	0.158	6.394
	-0.118	0.166	6.394
	-0.128	0.174	6.394
	-0.139	0.181	6.394
	-0.150	0.188	6.394
	-0.161	0.194	6.394
	-0.173	0.199	6.394
	-0.185	0.203	6.394
	-0.197	0.206	6.394
	-0.210	0.208	6.394
	-0.223	0.209	6.394
	-0.235	0.209	6.394

	-0.248	0.207	6.394
	-0.261	0.205	6.394
	-0.263	0.204	6.394
	-0.266	0.203	6.394
	-0.268	0.203	6.394
	-0.270	0.202	6.394
	-0.273	0.201	6.394
	-0.275	0.200	6.394
	-0.278	0.199	6.394
	-0.280	0.198	6.394
	-0.282	0.198	6.394
	-0.285	0.196	6.394
	-0.292	0.194	6.394
	-0.299	0.192	6.394
	-0.307	0.192	6.394
	-0.314	0.192	6.394
	-0.322	0.193	6.394
	-0.329	0.195	6.394
	-0.336	0.199	6.394
	-0.342	0.202	6.394
	-0.348	0.207	6.394
	-0.353	0.213	6.394
	-0.358	0.219	6.394
	-0.361	0.226	6.394
	-0.364	0.233	6.394
	-0.366	0.240	6.394
	-0.367	0.247	6.394
	-0.367	0.255	6.394
	-0.366	0.262	6.394
	-0.364	0.270	6.394
SECTION 7			
	-0.344	0.305	6.524
	-0.343	0.308	6.524
	-0.341	0.310	6.524
	-0.339	0.313	6.524
	-0.338	0.316	6.524
	-0.336	0.318	6.524
	-0.334	0.321	6.524
	-0.332	0.324	6.524
	-0.330	0.326	6.524
	-0.328	0.329	6.524
	-0.326	0.331	6.524
	-0.314	0.343	6.524
	-0.302	0.353	6.524
	-0.289	0.362	6.524
	-0.275	0.370	6.524

	-0.260	0.376	6.524
	-0.245	0.382	6.524
	-0.229	0.385	6.524
	-0.213	0.387	6.524
	-0.197	0.388	6.524
	-0.181	0.388	6.524
	-0.165	0.386	6.524
	-0.149	0.383	6.524
	-0.133	0.378	6.524
	-0.118	0.372	6.524
	-0.104	0.366	6.524
	-0.090	0.358	6.524
	-0.076	0.349	6.524
	-0.063	0.340	6.524
	-0.050	0.330	6.524
	-0.038	0.319	6.524
	-0.027	0.308	6.524
	-0.015	0.296	6.524
	-0.005	0.284	6.524
	0.006	0.272	6.524
	0.016	0.259	6.524
	0.026	0.247	6.524
	0.035	0.233	6.524
	0.044	0.220	6.524
	0.053	0.207	6.524
	0.062	0.193	6.524
	0.070	0.179	6.524
	0.079	0.166	6.524
	0.087	0.152	6.524
	0.095	0.138	6.524
	0.103	0.124	6.524
	0.111	0.110	6.524
	0.119	0.096	6.524
	0.126	0.081	6.524
	0.133	0.067	6.524
	0.141	0.053	6.524
	0.148	0.038	6.524
	0.155	0.024	6.524
	0.162	0.009	6.524
	0.168	-0.006	6.524
	0.175	-0.020	6.524
	0.181	-0.035	6.524
	0.188	-0.050	6.524
	0.194	-0.065	6.524
	0.200	-0.080	6.524
	0.206	-0.095	6.524

	0.212	-0.110	6.524
	0.218	-0.125	6.524
	0.223	-0.140	6.524
	0.229	-0.155	6.524
	0.235	-0.170	6.524
	0.240	-0.185	6.524
	0.246	-0.200	6.524
	0.251	-0.216	6.524
	0.256	-0.231	6.524
	0.262	-0.246	6.524
	0.267	-0.261	6.524
	0.272	-0.277	6.524
	0.277	-0.292	6.524
	0.282	-0.307	6.524
	0.287	-0.323	6.524
	0.292	-0.338	6.524
	0.297	-0.353	6.524
	0.302	-0.369	6.524
	0.306	-0.384	6.524
	0.311	-0.399	6.524
	0.316	-0.415	6.524
	0.321	-0.430	6.524
	0.325	-0.446	6.524
	0.330	-0.461	6.524
	0.334	-0.477	6.524
	0.339	-0.492	6.524
	0.344	-0.508	6.524
	0.348	-0.523	6.524
	0.353	-0.539	6.524
	0.353	-0.542	6.524
	0.354	-0.545	6.524
	0.355	-0.548	6.524
	0.356	-0.551	6.524
	0.357	-0.554	6.524
	0.358	-0.557	6.524
	0.359	-0.560	6.524
	0.360	-0.563	6.524
	0.361	-0.566	6.524
	0.361	-0.570	6.524
	0.362	-0.572	6.524
	0.362	-0.574	6.524
	0.362	-0.576	6.524
	0.361	-0.578	6.524
	0.360	-0.580	6.524
	0.359	-0.582	6.524
	0.358	-0.584	6.524

	0.356	-0.585	6.524
	0.354	-0.586	6.524
	0.352	-0.587	6.524
	0.350	-0.587	6.524
	0.348	-0.588	6.524
	0.346	-0.588	6.524
	0.344	-0.587	6.524
	0.342	-0.586	6.524
	0.340	-0.585	6.524
	0.338	-0.584	6.524
	0.337	-0.582	6.524
	0.335	-0.580	6.524
	0.334	-0.578	6.524
	0.333	-0.576	6.524
	0.332	-0.573	6.524
	0.331	-0.571	6.524
	0.329	-0.569	6.524
	0.328	-0.567	6.524
	0.327	-0.564	6.524
	0.326	-0.562	6.524
	0.325	-0.560	6.524
	0.323	-0.558	6.524
	0.318	-0.546	6.524
	0.312	-0.535	6.524
	0.306	-0.524	6.524
	0.300	-0.512	6.524
	0.294	-0.501	6.524
	0.288	-0.490	6.524
	0.282	-0.479	6.524
	0.276	-0.467	6.524
	0.270	-0.456	6.524
	0.264	-0.445	6.524
	0.258	-0.433	6.524
	0.252	-0.422	6.524
	0.246	-0.411	6.524
	0.240	-0.399	6.524
	0.234	-0.388	6.524
	0.228	-0.377	6.524
	0.222	-0.366	6.524
	0.216	-0.354	6.524
	0.210	-0.343	6.524
	0.204	-0.332	6.524
	0.198	-0.321	6.524
	0.192	-0.309	6.524
	0.186	-0.298	6.524
	0.180	-0.287	6.524

	0.174	-0.276	6.524
	0.168	-0.264	6.524
	0.161	-0.253	6.524
	0.155	-0.242	6.524
	0.149	-0.231	6.524
	0.143	-0.220	6.524
	0.137	-0.208	6.524
	0.130	-0.197	6.524
	0.124	-0.186	6.524
	0.118	-0.175	6.524
	0.111	-0.164	6.524
	0.105	-0.153	6.524
	0.099	-0.142	6.524
	0.092	-0.131	6.524
	0.086	-0.120	6.524
	0.079	-0.109	6.524
	0.073	-0.098	6.524
	0.066	-0.087	6.524
	0.060	-0.076	6.524
	0.053	-0.065	6.524
	0.046	-0.054	6.524
	0.040	-0.043	6.524
	0.033	-0.032	6.524
	0.026	-0.021	6.524
	0.019	-0.011	6.524
	0.013	0.000	6.524
	0.006	0.011	6.524
	-0.001	0.022	6.524
	-0.008	0.033	6.524
	-0.015	0.043	6.524
	-0.022	0.054	6.524
	-0.029	0.065	6.524
	-0.036	0.075	6.524
	-0.043	0.086	6.524
	-0.050	0.097	6.524
	-0.057	0.107	6.524
	-0.065	0.118	6.524
	-0.072	0.128	6.524
	-0.080	0.138	6.524
	-0.088	0.148	6.524
	-0.096	0.158	6.524
	-0.105	0.167	6.524
	-0.114	0.176	6.524
	-0.124	0.185	6.524
	-0.133	0.193	6.524
	-0.144	0.200	6.524

	-0.155	0.207	6.524
	-0.166	0.213	6.524
	-0.177	0.218	6.524
	-0.190	0.223	6.524
	-0.202	0.226	6.524
	-0.214	0.228	6.524
	-0.227	0.229	6.524
	-0.240	0.229	6.524
	-0.253	0.228	6.524
	-0.255	0.227	6.524
	-0.258	0.227	6.524
	-0.260	0.226	6.524
	-0.263	0.226	6.524
	-0.265	0.225	6.524
	-0.268	0.224	6.524
	-0.270	0.224	6.524
	-0.273	0.223	6.524
	-0.275	0.222	6.524
	-0.277	0.222	6.524
	-0.285	0.220	6.524
	-0.292	0.219	6.524
	-0.299	0.219	6.524
	-0.306	0.219	6.524
	-0.313	0.221	6.524
	-0.320	0.224	6.524
	-0.326	0.228	6.524
	-0.332	0.232	6.524
	-0.338	0.237	6.524
	-0.342	0.243	6.524
	-0.346	0.249	6.524
	-0.349	0.256	6.524
	-0.351	0.263	6.524
	-0.352	0.270	6.524
	-0.352	0.277	6.524
	-0.352	0.284	6.524
	-0.350	0.292	6.524
	-0.348	0.298	6.524
SECTION 8			
	-0.328	0.331	6.654
	-0.326	0.334	6.654
	-0.324	0.336	6.654
	-0.322	0.339	6.654
	-0.320	0.341	6.654
	-0.318	0.344	6.654
	-0.316	0.346	6.654
	-0.314	0.348	6.654

	-0.312	0.350	6.654
	-0.309	0.353	6.654
	-0.307	0.355	6.654
	-0.295	0.365	6.654
	-0.282	0.373	6.654
	-0.268	0.380	6.654
	-0.253	0.386	6.654
	-0.238	0.390	6.654
	-0.222	0.392	6.654
	-0.207	0.393	6.654
	-0.191	0.393	6.654
	-0.175	0.391	6.654
	-0.160	0.388	6.654
	-0.145	0.384	6.654
	-0.130	0.378	6.654
	-0.116	0.371	6.654
	-0.102	0.364	6.654
	-0.089	0.355	6.654
	-0.076	0.346	6.654
	-0.064	0.336	6.654
	-0.052	0.326	6.654
	-0.041	0.315	6.654
	-0.030	0.304	6.654
	-0.020	0.292	6.654
	-0.010	0.280	6.654
	0.000	0.268	6.654
	0.010	0.255	6.654
	0.019	0.242	6.654
	0.028	0.229	6.654
	0.036	0.216	6.654
	0.045	0.203	6.654
	0.053	0.190	6.654
	0.061	0.176	6.654
	0.069	0.163	6.654
	0.077	0.149	6.654
	0.085	0.135	6.654
	0.092	0.122	6.654
	0.100	0.108	6.654
	0.107	0.094	6.654
	0.114	0.080	6.654
	0.122	0.066	6.654
	0.129	0.052	6.654
	0.135	0.038	6.654
	0.142	0.024	6.654
	0.149	0.009	6.654
	0.155	-0.005	6.654

	0.161	-0.019	6.654
	0.168	-0.034	6.654
	0.174	-0.048	6.654
	0.180	-0.063	6.654
	0.186	-0.077	6.654
	0.192	-0.092	6.654
	0.198	-0.107	6.654
	0.203	-0.121	6.654
	0.209	-0.136	6.654
	0.214	-0.151	6.654
	0.220	-0.165	6.654
	0.225	-0.180	6.654
	0.231	-0.195	6.654
	0.236	-0.210	6.654
	0.241	-0.224	6.654
	0.246	-0.239	6.654
	0.251	-0.254	6.654
	0.256	-0.269	6.654
	0.261	-0.284	6.654
	0.266	-0.299	6.654
	0.271	-0.314	6.654
	0.276	-0.329	6.654
	0.281	-0.344	6.654
	0.286	-0.359	6.654
	0.291	-0.373	6.654
	0.295	-0.388	6.654
	0.300	-0.403	6.654
	0.305	-0.418	6.654
	0.309	-0.433	6.654
	0.314	-0.449	6.654
	0.318	-0.464	6.654
	0.323	-0.479	6.654
	0.328	-0.494	6.654
	0.332	-0.509	6.654
	0.336	-0.524	6.654
	0.341	-0.539	6.654
	0.342	-0.542	6.654
	0.343	-0.545	6.654
	0.343	-0.548	6.654
	0.344	-0.551	6.654
	0.345	-0.554	6.654
	0.346	-0.557	6.654
	0.347	-0.560	6.654
	0.348	-0.563	6.654
	0.349	-0.566	6.654
	0.350	-0.569	6.654

	0.350	-0.571	6.654
	0.350	-0.573	6.654
	0.350	-0.576	6.654
	0.349	-0.578	6.654
	0.348	-0.580	6.654
	0.347	-0.582	6.654
	0.346	-0.584	6.654
	0.344	-0.585	6.654
	0.342	-0.586	6.654
	0.340	-0.587	6.654
	0.338	-0.588	6.654
	0.336	-0.588	6.654
	0.333	-0.588	6.654
	0.331	-0.587	6.654
	0.329	-0.586	6.654
	0.327	-0.585	6.654
	0.325	-0.584	6.654
	0.324	-0.582	6.654
	0.323	-0.580	6.654
	0.321	-0.578	6.654
	0.320	-0.576	6.654
	0.319	-0.573	6.654
	0.318	-0.571	6.654
	0.317	-0.569	6.654
	0.316	-0.567	6.654
	0.314	-0.564	6.654
	0.313	-0.562	6.654
	0.312	-0.560	6.654
	0.311	-0.558	6.654
	0.305	-0.546	6.654
	0.299	-0.535	6.654
	0.293	-0.524	6.654
	0.287	-0.513	6.654
	0.281	-0.501	6.654
	0.275	-0.490	6.654
	0.269	-0.479	6.654
	0.263	-0.467	6.654
	0.258	-0.456	6.654
	0.252	-0.445	6.654
	0.246	-0.433	6.654
	0.240	-0.422	6.654
	0.234	-0.411	6.654
	0.228	-0.399	6.654
	0.222	-0.388	6.654
	0.217	-0.377	6.654
	0.211	-0.365	6.654

	0.205	-0.354	6.654
	0.199	-0.343	6.654
	0.193	-0.331	6.654
	0.187	-0.320	6.654
	0.181	-0.309	6.654
	0.176	-0.297	6.654
	0.170	-0.286	6.654
	0.164	-0.275	6.654
	0.158	-0.263	6.654
	0.152	-0.252	6.654
	0.146	-0.241	6.654
	0.140	-0.230	6.654
	0.134	-0.218	6.654
	0.128	-0.207	6.654
	0.122	-0.196	6.654
	0.116	-0.185	6.654
	0.110	-0.173	6.654
	0.104	-0.162	6.654
	0.098	-0.151	6.654
	0.092	-0.140	6.654
	0.085	-0.129	6.654
	0.079	-0.118	6.654
	0.073	-0.106	6.654
	0.067	-0.095	6.654
	0.060	-0.084	6.654
	0.054	-0.073	6.654
	0.048	-0.062	6.654
	0.041	-0.051	6.654
	0.035	-0.040	6.654
	0.028	-0.029	6.654
	0.022	-0.018	6.654
	0.015	-0.007	6.654
	0.009	0.004	6.654
	0.002	0.015	6.654
	-0.005	0.025	6.654
	-0.011	0.036	6.654
	-0.018	0.047	6.654
	-0.025	0.058	6.654
	-0.031	0.069	6.654
	-0.038	0.080	6.654
	-0.045	0.090	6.654
	-0.052	0.101	6.654
	-0.059	0.112	6.654
	-0.066	0.122	6.654
	-0.073	0.133	6.654
	-0.081	0.143	6.654

	-0.088	0.154	6.654
	-0.096	0.164	6.654
	-0.104	0.173	6.654
	-0.113	0.183	6.654
	-0.122	0.192	6.654
	-0.131	0.201	6.654
	-0.141	0.209	6.654
	-0.151	0.216	6.654
	-0.162	0.223	6.654
	-0.173	0.230	6.654
	-0.184	0.235	6.654
	-0.196	0.239	6.654
	-0.209	0.243	6.654
	-0.221	0.245	6.654
	-0.234	0.247	6.654
	-0.247	0.247	6.654
	-0.249	0.247	6.654
	-0.252	0.246	6.654
	-0.254	0.246	6.654
	-0.257	0.246	6.654
	-0.259	0.246	6.654
	-0.262	0.245	6.654
	-0.264	0.245	6.654
	-0.267	0.244	6.654
	-0.269	0.244	6.654
	-0.272	0.243	6.654
	-0.279	0.242	6.654
	-0.286	0.242	6.654
	-0.293	0.243	6.654
	-0.300	0.245	6.654
	-0.307	0.247	6.654
	-0.313	0.250	6.654
	-0.319	0.255	6.654
	-0.324	0.259	6.654
	-0.329	0.265	6.654
	-0.332	0.271	6.654
	-0.335	0.277	6.654
	-0.338	0.284	6.654
	-0.339	0.291	6.654
	-0.339	0.298	6.654
	-0.339	0.305	6.654
	-0.337	0.312	6.654
	-0.335	0.319	6.654
	-0.332	0.325	6.654
SECTION 9			
	-0.310	0.360	6.804

	-0.308	0.362	6.804
	-0.305	0.364	6.804
	-0.303	0.367	6.804
	-0.301	0.369	6.804
	-0.298	0.370	6.804
	-0.296	0.372	6.804
	-0.294	0.374	6.804
	-0.291	0.376	6.804
	-0.289	0.378	6.804
	-0.286	0.379	6.804
	-0.273	0.387	6.804
	-0.259	0.393	6.804
	-0.244	0.397	6.804
	-0.229	0.400	6.804
	-0.214	0.401	6.804
	-0.199	0.401	6.804
	-0.184	0.399	6.804
	-0.169	0.396	6.804
	-0.154	0.391	6.804
	-0.140	0.385	6.804
	-0.127	0.378	6.804
	-0.114	0.370	6.804
	-0.101	0.361	6.804
	-0.089	0.352	6.804
	-0.078	0.342	6.804
	-0.067	0.331	6.804
	-0.056	0.320	6.804
	-0.046	0.309	6.804
	-0.036	0.297	6.804
	-0.026	0.286	6.804
	-0.017	0.273	6.804
	-0.008	0.261	6.804
	0.001	0.249	6.804
	0.010	0.236	6.804
	0.018	0.223	6.804
	0.026	0.211	6.804
	0.034	0.198	6.804
	0.042	0.185	6.804
	0.050	0.171	6.804
	0.058	0.158	6.804
	0.065	0.145	6.804
	0.072	0.132	6.804
	0.080	0.118	6.804
	0.087	0.105	6.804
	0.094	0.091	6.804
	0.101	0.078	6.804

	0.107	0.064	6.804
	0.114	0.050	6.804
	0.121	0.036	6.804
	0.127	0.023	6.804
	0.134	0.009	6.804
	0.140	-0.005	6.804
	0.146	-0.019	6.804
	0.152	-0.033	6.804
	0.158	-0.047	6.804
	0.164	-0.061	6.804
	0.170	-0.075	6.804
	0.175	-0.090	6.804
	0.181	-0.104	6.804
	0.187	-0.118	6.804
	0.192	-0.132	6.804
	0.198	-0.146	6.804
	0.203	-0.161	6.804
	0.208	-0.175	6.804
	0.214	-0.189	6.804
	0.219	-0.204	6.804
	0.224	-0.218	6.804
	0.229	-0.232	6.804
	0.234	-0.247	6.804
	0.239	-0.261	6.804
	0.244	-0.276	6.804
	0.249	-0.290	6.804
	0.254	-0.304	6.804
	0.259	-0.319	6.804
	0.263	-0.333	6.804
	0.268	-0.348	6.804
	0.273	-0.362	6.804
	0.278	-0.377	6.804
	0.282	-0.391	6.804
	0.287	-0.406	6.804
	0.291	-0.421	6.804
	0.296	-0.435	6.804
	0.300	-0.450	6.804
	0.305	-0.464	6.804
	0.309	-0.479	6.804
	0.314	-0.493	6.804
	0.318	-0.508	6.804
	0.323	-0.523	6.804
	0.327	-0.537	6.804
	0.328	-0.540	6.804
	0.329	-0.543	6.804
	0.330	-0.546	6.804

	0.330	-0.549	6.804
	0.331	-0.552	6.804
	0.332	-0.555	6.804
	0.333	-0.558	6.804
	0.334	-0.561	6.804
	0.335	-0.564	6.804
	0.336	-0.567	6.804
	0.336	-0.569	6.804
	0.336	-0.571	6.804
	0.336	-0.574	6.804
	0.335	-0.576	6.804
	0.334	-0.578	6.804
	0.333	-0.580	6.804
	0.331	-0.582	6.804
	0.330	-0.584	6.804
	0.328	-0.585	6.804
	0.325	-0.586	6.804
	0.323	-0.586	6.804
	0.321	-0.587	6.804
	0.318	-0.586	6.804
	0.316	-0.586	6.804
	0.314	-0.585	6.804
	0.312	-0.584	6.804
	0.310	-0.582	6.804
	0.308	-0.580	6.804
	0.307	-0.578	6.804
	0.306	-0.576	6.804
	0.304	-0.574	6.804
	0.303	-0.572	6.804
	0.302	-0.570	6.804
	0.301	-0.567	6.804
	0.300	-0.565	6.804
	0.299	-0.563	6.804
	0.297	-0.561	6.804
	0.296	-0.558	6.804
	0.295	-0.556	6.804
	0.289	-0.545	6.804
	0.283	-0.534	6.804
	0.277	-0.522	6.804
	0.271	-0.511	6.804
	0.265	-0.500	6.804
	0.260	-0.489	6.804
	0.254	-0.477	6.804
	0.248	-0.466	6.804
	0.242	-0.455	6.804
	0.237	-0.443	6.804

	0.231	-0.432	6.804
	0.225	-0.421	6.804
	0.219	-0.409	6.804
	0.214	-0.398	6.804
	0.208	-0.387	6.804
	0.202	-0.375	6.804
	0.197	-0.364	6.804
	0.191	-0.352	6.804
	0.186	-0.341	6.804
	0.180	-0.330	6.804
	0.174	-0.318	6.804
	0.169	-0.307	6.804
	0.163	-0.296	6.804
	0.157	-0.284	6.804
	0.152	-0.273	6.804
	0.146	-0.261	6.804
	0.140	-0.250	6.804
	0.135	-0.239	6.804
	0.129	-0.227	6.804
	0.123	-0.216	6.804
	0.118	-0.205	6.804
	0.112	-0.193	6.804
	0.106	-0.182	6.804
	0.100	-0.171	6.804
	0.095	-0.160	6.804
	0.089	-0.148	6.804
	0.083	-0.137	6.804
	0.077	-0.126	6.804
	0.071	-0.115	6.804
	0.065	-0.103	6.804
	0.059	-0.092	6.804
	0.053	-0.081	6.804
	0.047	-0.070	6.804
	0.041	-0.059	6.804
	0.034	-0.048	6.804
	0.028	-0.037	6.804
	0.022	-0.026	6.804
	0.016	-0.015	6.804
	0.009	-0.004	6.804
	0.003	0.007	6.804
	-0.003	0.018	6.804
	-0.010	0.029	6.804
	-0.016	0.040	6.804
	-0.023	0.051	6.804
	-0.029	0.062	6.804
	-0.036	0.073	6.804

	-0.043	0.084	6.804
	-0.049	0.094	6.804
	-0.056	0.105	6.804
	-0.063	0.116	6.804
	-0.070	0.127	6.804
	-0.077	0.137	6.804
	-0.084	0.148	6.804
	-0.091	0.158	6.804
	-0.099	0.168	6.804
	-0.107	0.178	6.804
	-0.115	0.188	6.804
	-0.123	0.197	6.804
	-0.132	0.207	6.804
	-0.141	0.216	6.804
	-0.151	0.224	6.804
	-0.161	0.232	6.804
	-0.171	0.239	6.804
	-0.182	0.246	6.804
	-0.193	0.251	6.804
	-0.205	0.256	6.804
	-0.217	0.260	6.804
	-0.229	0.263	6.804
	-0.242	0.265	6.804
	-0.244	0.265	6.804
	-0.247	0.266	6.804
	-0.249	0.266	6.804
	-0.252	0.266	6.804
	-0.255	0.266	6.804
	-0.257	0.266	6.804
	-0.260	0.266	6.804
	-0.262	0.266	6.804
	-0.265	0.266	6.804
	-0.267	0.266	6.804
	-0.274	0.266	6.804
	-0.281	0.267	6.804
	-0.288	0.268	6.804
	-0.295	0.271	6.804
	-0.301	0.274	6.804
	-0.306	0.279	6.804
	-0.311	0.284	6.804
	-0.316	0.289	6.804
	-0.320	0.295	6.804
	-0.322	0.301	6.804
	-0.324	0.308	6.804
	-0.326	0.315	6.804
	-0.326	0.322	6.804

	-0.325	0.329	6.804
	-0.324	0.336	6.804
	-0.321	0.343	6.804
	-0.318	0.349	6.804
	-0.314	0.355	6.804

It should be understood that the finished first stage HPT blade 42a may include more than the sections defined in Table 2. The portion of the airfoil 54 proximal to the platform 60 and tip 62 may not be defined by a profile section 66. It should be considered that the blade 42a airfoil profile proximal to the platform 60 may vary due to several imposed constraints. However, the HPT blade 42a has an intermediate airfoil portion 64 defined between platform 60 and tip 62 thereof and which has a profile defined on the basis of at least the intermediate sections of the various vane profile sections 66 defined in Table 2.

It should be appreciated that the intermediate airfoil portion 64 of the HPT first stage blade 42a is defined between the inner and outer gaspath walls 28 and 30 and that the platform 60 forms part of the inner gaspath wall 28. More specifically, the Z values defining the gaspath 27 in the region of the stacking line 46 generally correspond to the z values of Table 1 around the stacking line 46 (located at x= 1.259 inches in the gas path coordinate system). In a particular embodiment, the airfoil profile physically appearing on HPT blade 42a and fully contained in the gaspath includes the sections of Table 2. Other sections, e.g. near the platform 60 or at the tip 62, may be determined through extrapolation from the provided sections, based on the regular and smooth profile variations. The skilled reader will appreciate that a suitable fillet radius is to be applied between the platform 60 and the airfoil portion of the blade. The blade inner diameter end wall fillet is about 0.060 in.

Figs. 4a and 4b illustrate the tolerances on twist and restagger angles (where applicable). The twist "N" is an angular variation at each blade section, whereas restagger "R" is the angular reposition of the entire airfoil. Both the twist and the restagger angles are about the stacking line 46. The section twist "N" (section restagger) tolerance with respect to the stacking line is +/- 0.33 degrees (casting tolerance). As mentioned above, in a particular embodiment, the blade 42a is not restaggered, i.e. the angle between the X axis and the turbine rotor centerline 29 is

zero. In another particular embodiment, the global restagger "R" capability for the airfoil with respect to the stacking line is +/- 2.0 degrees (throat area adjustment).

Referring to Fig. 5, the airfoil portion 64 of the HPT first stage blade 42a is hollow, and as such its profile is defined by a perimeter wall 68 surrounding an enclosure 70. In the
5 illustrated embodiment, a plurality of ribs 72 are shown extending across the enclosure 70 to interconnect opposed sides of the wall 68 and to separate the enclosure into adjacent cooling cavities. Although not shown, the ribs 72 may include apertures defined therethrough to allow fluid circulation within the enclosure 70. However, it is understood that the configuration of the blade 42a within the enclosure 70 may vary.
10 The perimeter wall 68 includes a plurality of cooling holes defined therethrough which provide fluid communication between the enclosure 70 and the gaspath 27, such that a cooling fluid circulated through the hollow airfoil portion 64 can exit into the gaspath 27 through the cooling holes.

Referring to Figs. 3 and 5, the cooling holes include at least one set selected between
15 first, second, third, fourth, fifth and sixth sets of cooling holes. The holes A1 to A8 of the first set 76 (Fig. 5) are defined as a radially extending row of holes located along the leading edge 56, closer to the suction side of the airfoil. The first set 76 of holes generally extends along most of the height of the airfoil portion 64, with the radially outermost hole A8 being defined spaced apart from the blade tip 62 and the radially
20 innermost hole A1 being defined slightly above the inner platform 60.

The holes B1 to B10 of the second set 78 (Fig. 5) are defined as a radially extending row of holes also located along the leading edge 56, closer to the pressure side of the airfoil than the holes of the first row 76. The second set 78 of holes generally extends along the height of the airfoil portion 64, with the radially outermost hole B10 being
25 defined in proximity of the blade tip 62 and the radially innermost hole B1 being defined in proximity of the inner platform 60.

The holes C1 to C9 of the third set 80 (Fig. 5) are defined as a radially extending row of holes also located along the leading edge 56, closer to the pressure side of the airfoil than the holes of the second row 78, such that the second row 78 extends between the
30 first and third rows 76, 80. The third set 80 of holes generally extends along most of the height of the airfoil portion 64, with the radially outermost hole C9 being defined slightly

below the blade tip 62 and the radially innermost hole C1 being defined slightly above the inner platform 60.

The holes D1 to D6 of the fourth set 82 (Fig. 3) are defined as a radially extending row of holes located on the suction side of the airfoil 54, closer to the leading edge 56 than
5 to the trailing edge 58. The fourth set 82 of holes generally extends along only part of the height of the airfoil portion 64, with the radially outermost hole D6 being defined in proximity of the blade tip 62, the second radially outermost hole D5 being spaced from the radially outermost hole D6 a greater distance than that between the other adjacent holes of the fourth set 82, and the radially innermost hole D1 being defined well above
10 the inner platform 60.

The holes E1 to E7 of the fifth set 84 (Fig. 5) are defined as radially extending first row of holes located on the pressure side of the airfoil 54, closer to the trailing edge 58 than to the leading edge 56, for holes E3 to E7, with the two other holes E1-E2 forming a second row closer to the leading edge 56 than the first row. The fifth set 84 of holes
15 generally extends along only part of the height of the airfoil portion 64, with the radially outermost hole E7 being defined slightly below the blade tip 62 and the radially innermost hole E3 being defined well above the inner platform 60.

Finally, the holes F1 to F6 of the sixth set 86 (Fig. 5) are defined as an axially extending row of holes located near the tip of the blade tip 62, with the row being defined on the
20 pressure side of the airfoil 54 spaced from the leading and trailing edges

In a particular embodiment, all cooling holes of the first, second, third, fourth, fifth and sixth sets 76, 78, 80, 82, 84, 86 have a nominal diameter of 0.0135 inches. In a particular embodiment, the tolerance on the hole diameters is ± 0.004 in. In a particular embodiment, the minimum tolerance for the hole diameter is controlled by a minimum
25 flow requirement over all of the cooling holes provided on the blade 42a.

The central axis of each airfoil cooling hole extends through respective points 1 and 2, with the nominal coordinates of point 1 and point 2 for each hole being set out in Table 3, in units of inches, in the blade coordinate system X, Y, Z described above. The Table 3 values are generated and shown to three decimal places for determining the location
30 of the central axis of the airfoil cooling holes. However, as mentioned above, there are manufacturing tolerance issues to be addressed and, accordingly, the values for the

points defining the central axis of each hole given in Table 3 are for a theoretical airfoil. In a particular embodiment, the tolerance envelope of point 1 and point 2 for the airfoil holes is ± 0.030 in. of the nominal position with respect to the X, Y, and Z axes. As the coordinates are set out in the blade coordinate system, their value applies regardless of
 5 the restagger of the blade.

Point 1 may corresponds to the intersection of the cooling hole's central axis with the outer surface 71 (see Fig. 5) of the airfoil perimeter wall 68, the outer surface 71 being in a "cold" non-operating coated condition, and/or point 2 may correspond to the intersection of the cooling hole's central axis with the inner surfaces 73 of the airfoil
 10 perimeter wall 68. However, in a particular embodiment, although the holes extend through the inner and outer surfaces 71, 73 of the airfoil wall 68, points 1 and 2 are not defined along these surfaces.

The coordinate values given in Table 3 below thus provide two nominal points defined along the preferred central axis of cooling holes formed in the airfoil portion of the first
 15 stage HPT blade 42a, in the blade coordinate system.

Table 3	Point 1			Point 2		
Hole	X	Y	Z	X	Y	Z
A1	-0.446	0.110	5.762	-0.405	0.071	5.627
A2	-0.426	0.152	5.905	-0.392	0.106	5.748
A3	-0.411	0.179	6.032	-0.376	0.144	5.869
A4	-0.396	0.202	6.156	-0.360	0.181	5.986
A5	-0.381	0.225	6.276	-0.345	0.206	6.111
A6	-0.367	0.251	6.393	-0.329	0.234	6.235
A7	-0.351	0.289	6.516	-0.317	0.257	6.347
A8	-0.327	0.332	6.628	-0.303	0.287	6.490
B1	-0.444	0.026	5.708	-0.403	0.022	5.576
B2	-0.428	0.078	5.853	-0.393	0.061	5.697
B3	-0.405	0.109	5.983	-0.382	0.101	5.814
B4	-0.379	0.133	6.103	-0.365	0.136	5.933
B5	-0.357	0.159	6.223	-0.345	0.168	6.054
B6	-0.342	0.187	6.343	-0.325	0.198	6.176
B7	-0.335	0.217	6.463	-0.309	0.226	6.298
B8	-0.333	0.250	6.583	-0.298	0.251	6.425
B9	-0.329	0.284	6.713	-0.290	0.278	6.565
B10	-0.320	0.316	6.863	-0.275	0.305	6.703
C1	-0.394	0.025	5.786	-0.374	0.035	5.636

C2	-0.372	0.065	5.917	-0.369	0.071	5.758
C3	-0.344	0.101	6.037	-0.354	0.107	5.875
C4	-0.317	0.135	6.153	-0.334	0.143	5.996
C5	-0.297	0.168	6.270	-0.312	0.179	6.122
C6	-0.286	0.195	6.388	-0.294	0.211	6.250
C7	-0.283	0.217	6.508	-0.281	0.237	6.378
C8	-0.285	0.240	6.640	-0.272	0.258	6.507
C9	-0.287	0.264	6.780	-0.266	0.279	6.645
D1	-0.202	0.357	6.054	-0.244	0.295	6.054
D2	-0.176	0.370	6.184	-0.226	0.311	6.184
D3	-0.156	0.377	6.314	-0.211	0.323	6.314
D4	-0.141	0.379	6.444	-0.196	0.334	6.444
D5	-0.129	0.377	6.574	-0.182	0.344	6.574
D6	0.005	0.231	6.884	-0.047	0.260	6.854
E1	0.048	-0.053	6.402	0.029	0.037	6.380
E2	0.017	-0.010	6.625	0.006	0.050	6.614
E3	0.143	-0.189	6.204	0.132	-0.097	6.168
E4	0.144	-0.205	6.369	0.134	-0.125	6.338
E5	0.140	-0.212	6.503	0.132	-0.147	6.478
E6	0.134	-0.214	6.621	0.127	-0.155	6.598
E7	0.128	-0.215	6.721	0.121	-0.157	6.698
F1	-0.076	0.134	6.861	-0.084	0.190	6.828
F2	-0.027	0.056	6.857	-0.020	0.086	6.808
F3	0.018	-0.021	6.862	0.017	0.022	6.829
F4	0.082	-0.141	6.861	0.084	-0.098	6.828
F5	0.144	-0.266	6.859	0.145	-0.218	6.833
F6	0.194	-0.368	6.855	0.195	-0.319	6.827

It is understood that depending on cooling requirements, the blade 42a may include only one of the sets 76, 78, 80, 82, 84, 86 of holes, any combination of two of the sets 76, 78, 80, 82, 84, 86 of holes, any combination of three of the sets 76, 78, 80, 82, 84, 86 of holes, any combination of four of the sets 76, 78, 80, 82, 84, 86 of holes, or any combination of five of the sets 76, 78, 80, 82, 84, 86 of holes. In a particular embodiment, the blade 42a includes all the sets 76, 78, 80, 82, 84, 86 of holes. Cooling holes with different coordinates may be provided in replacement of the omitted sets of holes, additional cooling holes may be provided in proximity of the included sets of holes and/or additional cooling holes may be provided at other locations on the airfoil portion 64.

In a particular embodiment, the enclosure 70 is separated into at least two independent cooling cavities in communication with different ones of the sets 76, 78, 80, 82, 84, 86 of holes.

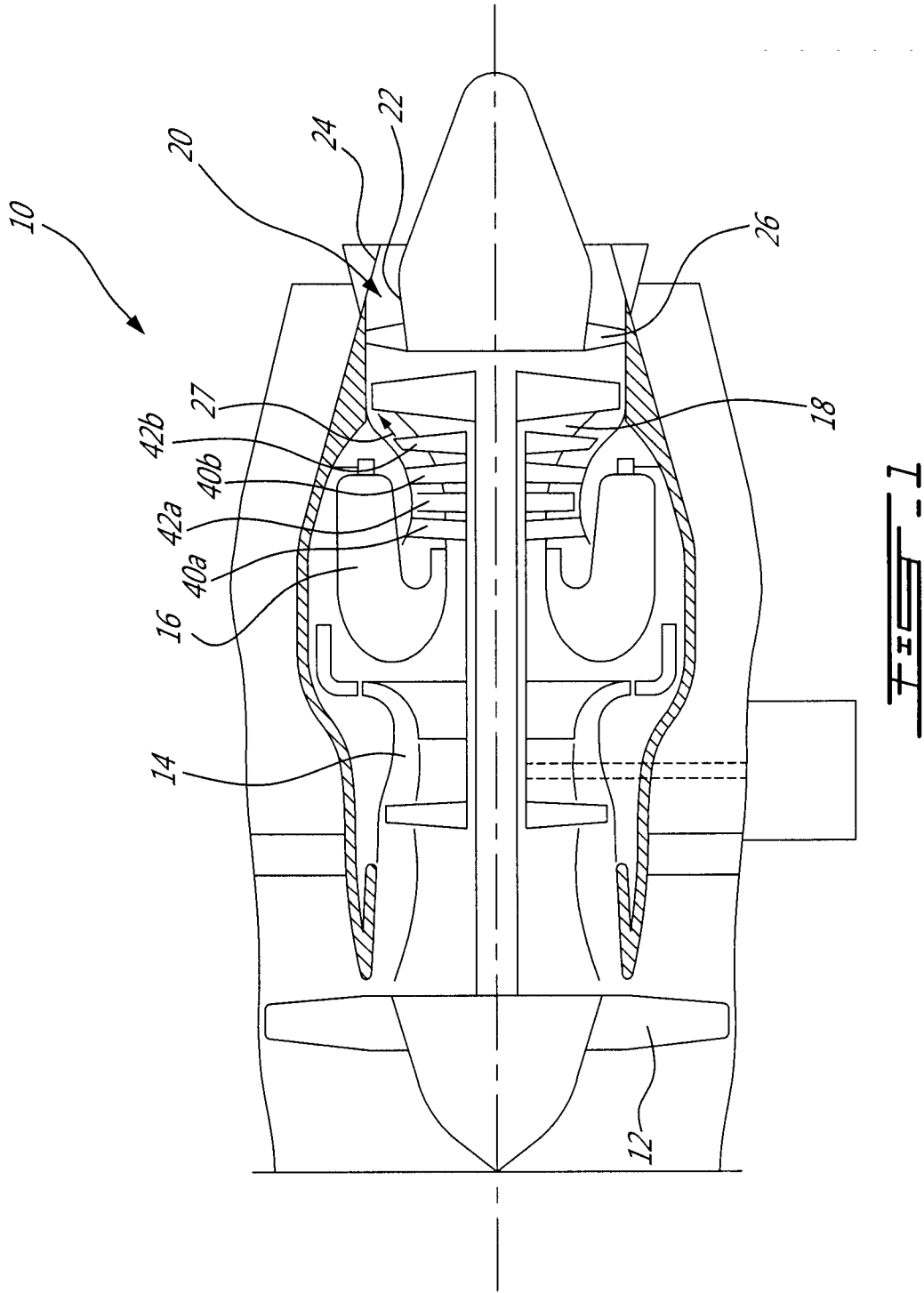
5 The above description is meant to be exemplary only, and one skilled in the art will recognize that changes may be made to the embodiments described without departing from the scope of the invention disclosed. Modifications which fall within the scope of the present invention will be apparent to those skilled in the art, in light of a review of this disclosure, and such modifications are intended to fall within the appended claims.

CLAIMS

1. A turbine blade for a gas turbine engine comprising an airfoil portion defined by a perimeter wall surrounding at least one enclosure, the perimeter wall having a plurality of cooling holes defined therethrough and providing fluid communication between the at least one enclosure and a gaspath of the gas turbine engine, the plurality of cooling holes including at least one set of holes selected from the group consisting of a first set, a second set, a third set, a fourth set, a fifth set and a sixth set, wherein the first, second, third, fourth, fifth and sixth sets of holes respectively include the holes numbered A1 to A8, B1 to B10, C1 to C9, D1 to D6, E1 to E7 and F1 to F6 each located such that a central axis of the hole extends through the respective point 1 and point 2 having a nominal location in accordance with the X, Y, Z Cartesian coordinate values set forth in Table 3, wherein the point of origin of the X, Y, Z Cartesian system is located at an intersection of a centerline of the gas turbine engine and a stacking line of the turbine blade, the X axis being angled with respect to a turbine rotor centerline by an angle corresponding to a restagger of the blade with a positive direction thereof being oriented towards aft of the engine and the Z axis extending generally radially along the stacking line with a positive direction thereof being oriented toward a tip of the blade.
2. The turbine blade as defined in claim 1, wherein for each hole, at least one of point 1 and point 2 corresponds to an intersection of the central axis of the hole with a surface of the perimeter wall.
3. The turbine blade as defined in claim 1 or 2, wherein each hole has a nominal diameter of 0.0135 inches with a tolerance of ± 0.004 inches.
4. The turbine blade as defined in any one of claims 1 to 3, wherein the X, Y, Z Cartesian coordinate values have a tolerance of ± 0.030 inches of the nominal location with respect to the X, Y and Z axes.
5. The turbine blade as defined in any one of claims 1 to 4, wherein an outer surface of the perimeter wall is defined by a nominal profile substantially in

accordance with the X, Y, and Z Cartesian coordinate values set forth in Table 2.

6. The turbine blade as defined in claim 1, wherein the airfoil portion includes two sets of holes selected from the group consisting of the first set, the second set, the third set, the fourth set, the fifth set and the sixth set.
7. The turbine blade as defined in claim 1, wherein the airfoil portion includes three sets of holes selected from the group consisting of the first set, the second set, the third set, the fourth set, the fifth set and the sixth set.
8. The turbine blade as defined in claim 1, wherein the airfoil portion includes four sets of holes selected from the group consisting of the first set, the second set, the third set, the fourth set, the fifth set and the sixth set.
9. The turbine blade as defined in claim 1, wherein the airfoil portion includes five sets of holes selected from the group consisting of the first set, the second set, the third set, the fourth set, the fifth set and the sixth set.
10. The turbine blade as defined in claim 1, wherein the airfoil portion includes the first set of holes, the second set of holes, the third set of holes, the fourth set of holes, the fifth set of holes and the sixth set of holes.
11. The turbine blade as defined in any one of claims 1 to 10, wherein the turbine blade is a high pressure turbine blade.



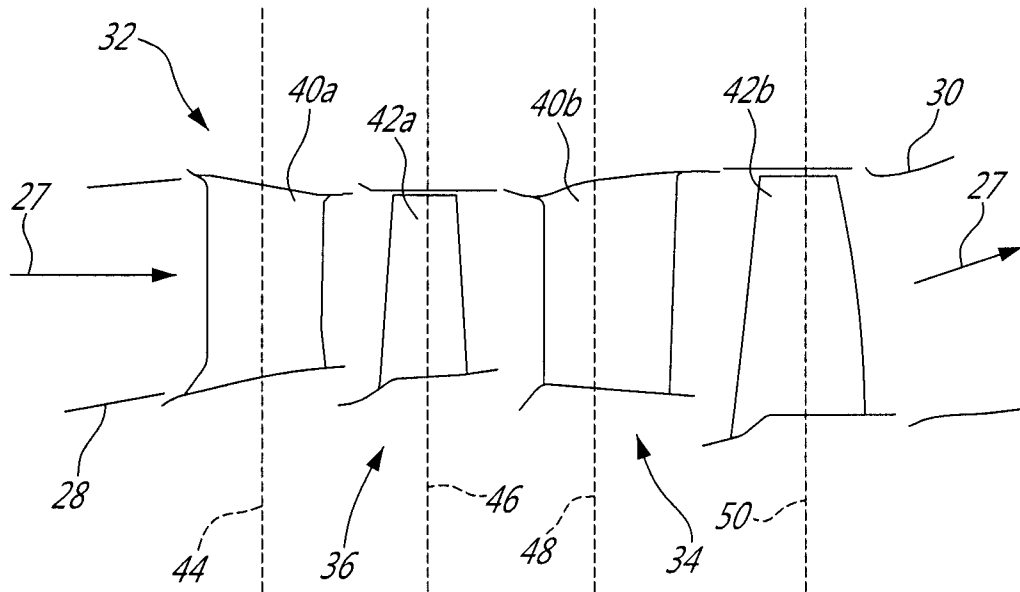


FIG. 2

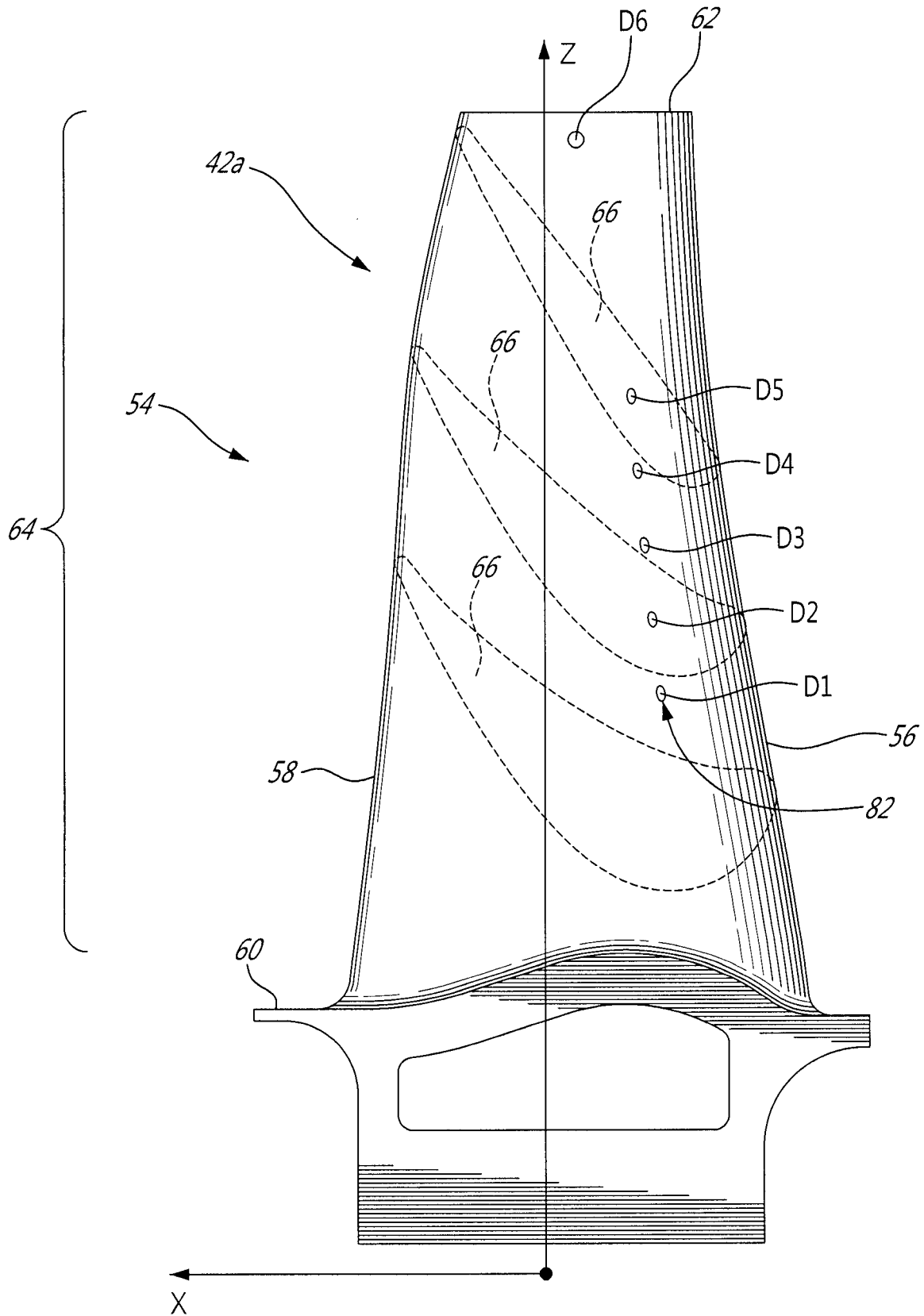
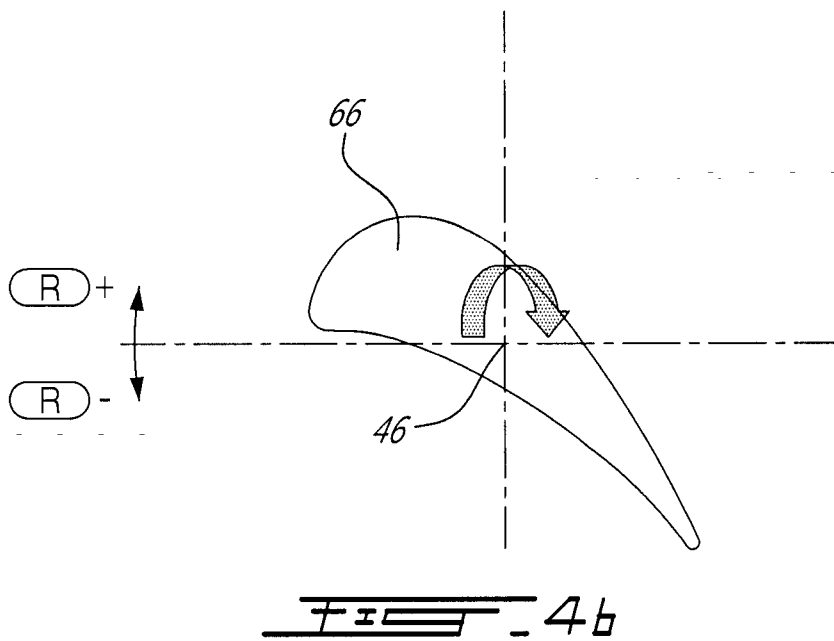
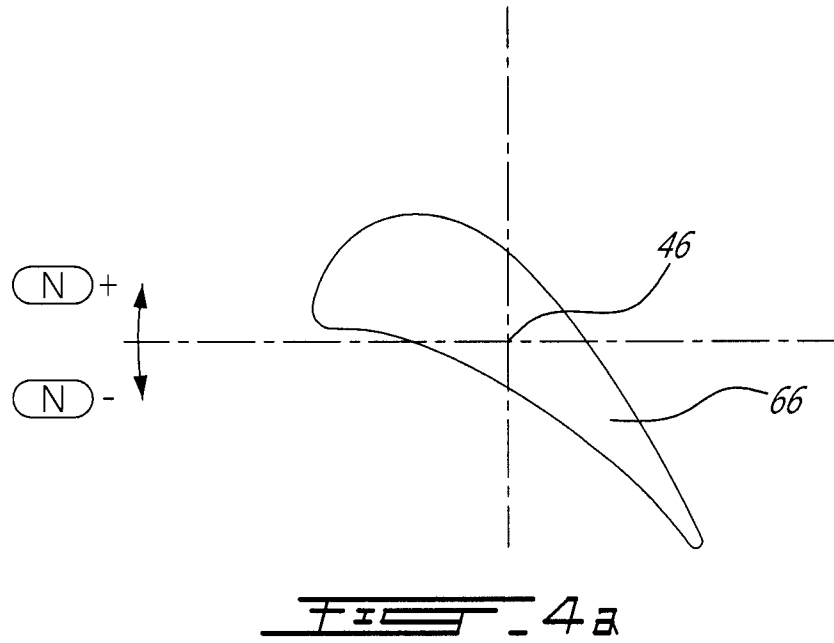


FIG. 3



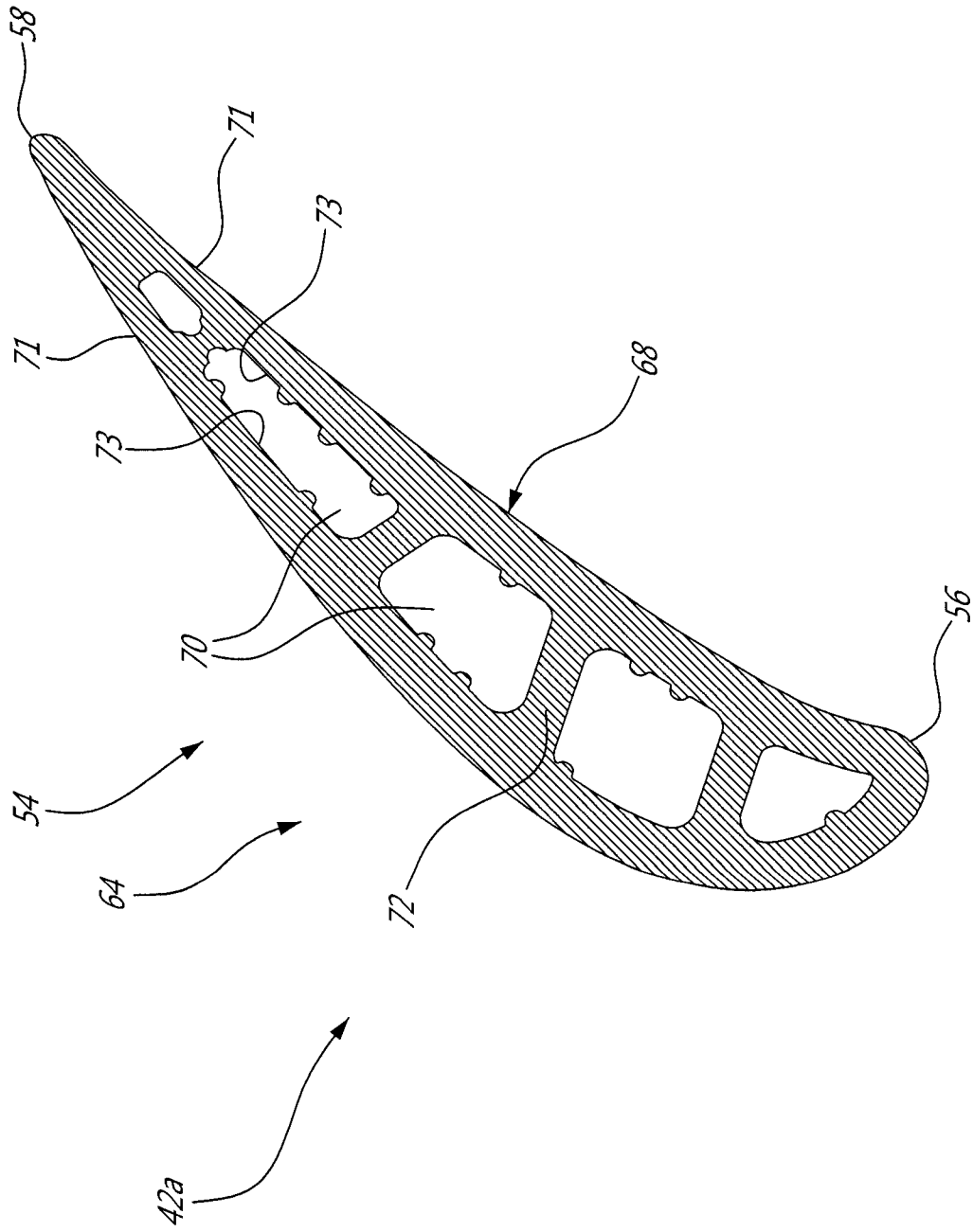


FIG. 5

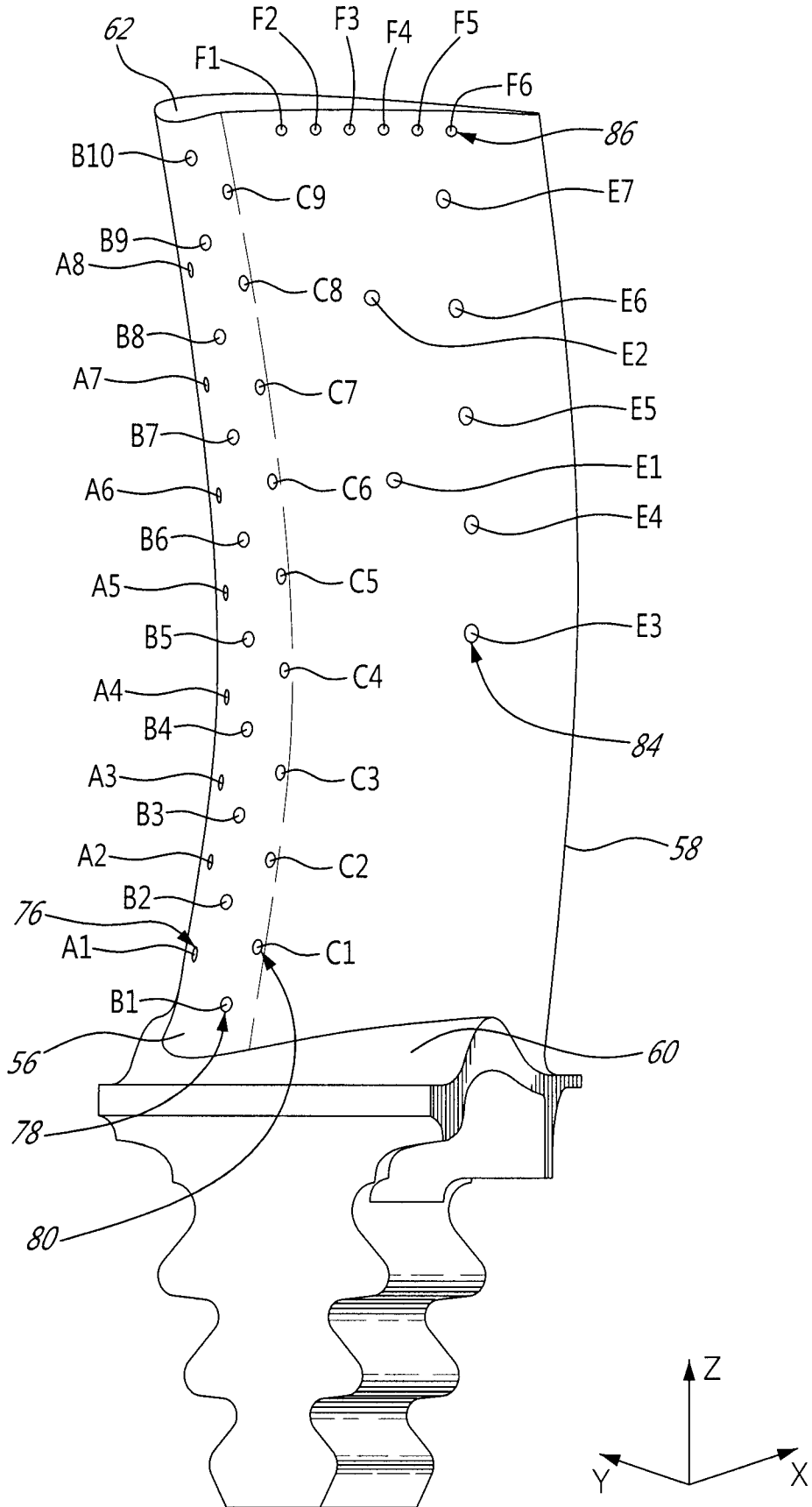


FIG. 6

