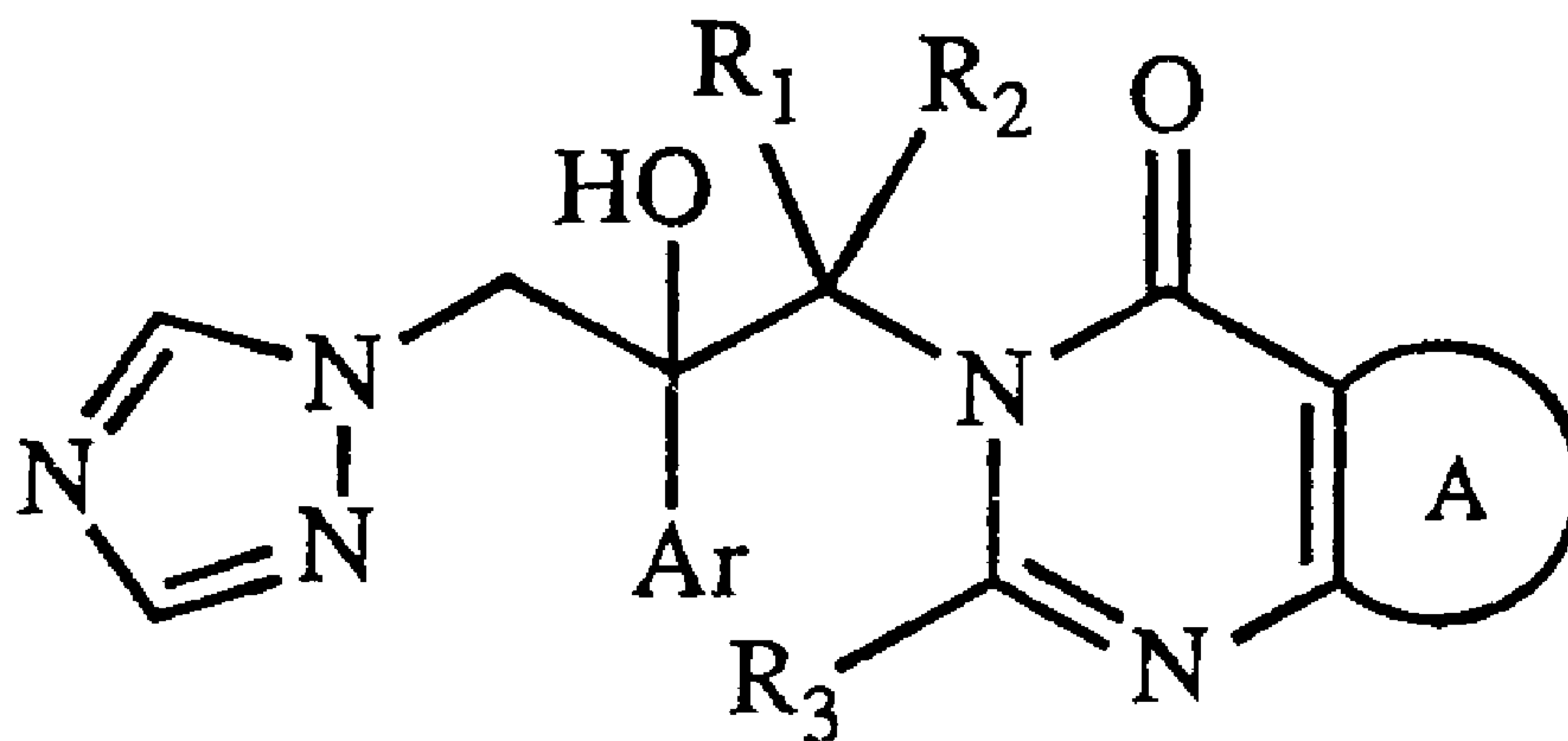




(86) Date de dépôt PCT/PCT Filing Date: 1996/08/02
(87) Date publication PCT/PCT Publication Date: 1997/02/13
(45) Date de délivrance/Issue Date: 2005/05/03
(85) Entrée phase nationale/National Entry: 1997/04/01
(86) N° demande PCT/PCT Application No.: EP 1996/003420
(87) N° publication PCT/PCT Publication No.: 1997/005130
(30) Priorités/Priorities: 1995/08/02 (ES 95 01564) ES;
1996/03/15 (ES 96 00646) ES

(51) Cl.Int.⁶/Int.Cl.⁶ C07D 403/06, A01N 43/90, A01N 43/713,
A01N 43/653, A61K 31/535, A61K 31/505, C07D 473/30,
C07D 403/14, C07D 491/056, C07D 513/04,
C07D 498/04, C07D 471/04, C07D 495/04, C07D 487/04
(72) Inventeurs/Inventors:
BARTROLI, JAVIER, ES;
TURMO, ENRIC, ES;
ANGUITA, MANUEL, ES
(73) Propriétaire/Owner:
J. URIACH & CIA. S.A., ES
(74) Agent: FETHERSTONHAUGH & CO.

(54) Titre : NOUVEAUX DERIVES PYRIMIDONE A ACTIVITE ANTIFONGIQUE
(54) Title: NEW PYRIMIDONE DERIVATIVES WITH ANTIFUNGAL ACTIVITY



I

(57) Abrégé/Abstract:

Compounds of general formula (I) and their salts and solvates are antifungal agents and as such are useful in the treatment of various fungal infections. Pharmaceutical compositions including these compounds and processes for their preparation are also provided.





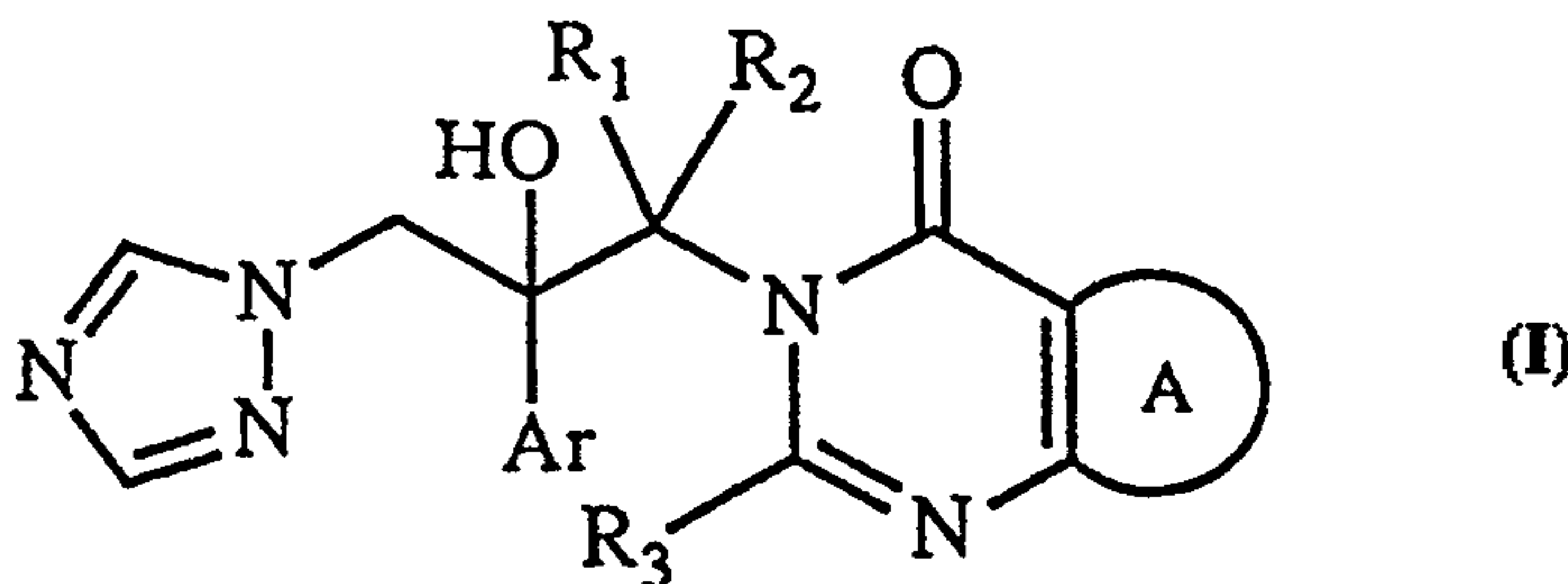
INTERNATIONAL APPLICATION PUBLISHED UNDER THE PATENT COOPERATION TREATY (PCT)

<p>(51) International Patent Classification ⁶ : C07D 403/06, 471/04, 495/04, 487/04, 403/14, A61K 31/41, A01N 43/653 // (C07D 471/04, 239:00, 221:00) (C07D 495/04, 333:00, 239:00) (C07D 487/04, 239:00, 231:00)</p>	A1	<p>(11) International Publication Number: WO 97/05130</p> <p>(43) International Publication Date: 13 February 1997 (13.02.97)</p>
<p>(21) International Application Number: PCT/EP96/03420</p> <p>(22) International Filing Date: 2 August 1996 (02.08.96)</p> <p>(30) Priority Data: P9501564 2 August 1995 (02.08.95) ES P9600646 15 March 1996 (15.03.96) ES</p> <p>(71) Applicant (for all designated States except US): J. URIACH & CIA. S.A. [ES/ES]; Degà Bahí, 59-67, E-08026 Barcelona (ES).</p> <p>(72) Inventors; and (75) Inventors/Applicants (for US only): BARTROLÍ, Javier [ES/ES]; Cardenal Vives i Tutó, 55, E-08034 Barcelona (ES). TURMO, Enric [ES/ES]; Dr. Martí i Julià, 112, E-08903 L'Hospitalet (ES). ANGUITA, Manuel [ES/ES]; Rambla Volart, 85, E-08026 Barcelona (ES).</p> <p>(74) Agents: ZUMSTEIN, F. et al.; Bräuhausstrasse 4, D-80331 Munich (DE).</p>	<p>(81) Designated States: AL, AM, AT, AU, AZ, BB, BG, BR, BY, CA, CH, CN, CU, CZ, DE, DK, EE, ES, FI, GB, GE, HU, IL, IS, JP, KE, KG, KP, KR, KZ, LK, LR, LS, LT, LU, LV, MD, MG, MK, MN, MW, MX, NO, NZ, PL, PT, RO, RU, SD, SE, SG, SI, SK, TJ, TM, TR, TT, UA, UG, US, UZ, VN, ARIPO patent (KE, LS, MW, SD, SZ, UG), Eurasian patent (AM, AZ, BY, KG, KZ, MD, RU, TJ, TM), European patent (AT, BE, CH, DE, DK, ES, FI, FR, GB, GR, IE, IT, LU, MC, NL, PT, SE), OAPI patent (BF, BJ, CF, CG, CI, CM, GA, GN, ML, MR, NE, SN, TD, TG).</p> <p>Published With international search report.</p> <p style="text-align: center; font-size: 2em; font-weight: bold;">2 2 0 1 4 7 7</p>	

(54) Title: NEW PYRIMIDONE DERIVATIVES WITH ANTIFUNGAL ACTIVITY

(57) Abstract

Compounds of general formula (I) and their salts and solvates are antifungal agents and as such are useful in the treatment of various fungal infections. Pharmaceutical compositions including these compounds and processes for their preparation are also provided.



New pyrimidone derivatives with antifungal activity.

Field of the invention

The present invention relates to a new series of pyrimidone derivatives of general formula I having potent antifungal activity. The invention also relates to a process for their preparation, to pharmaceutical compositions containing them and to their use for the treatment of fungal diseases.

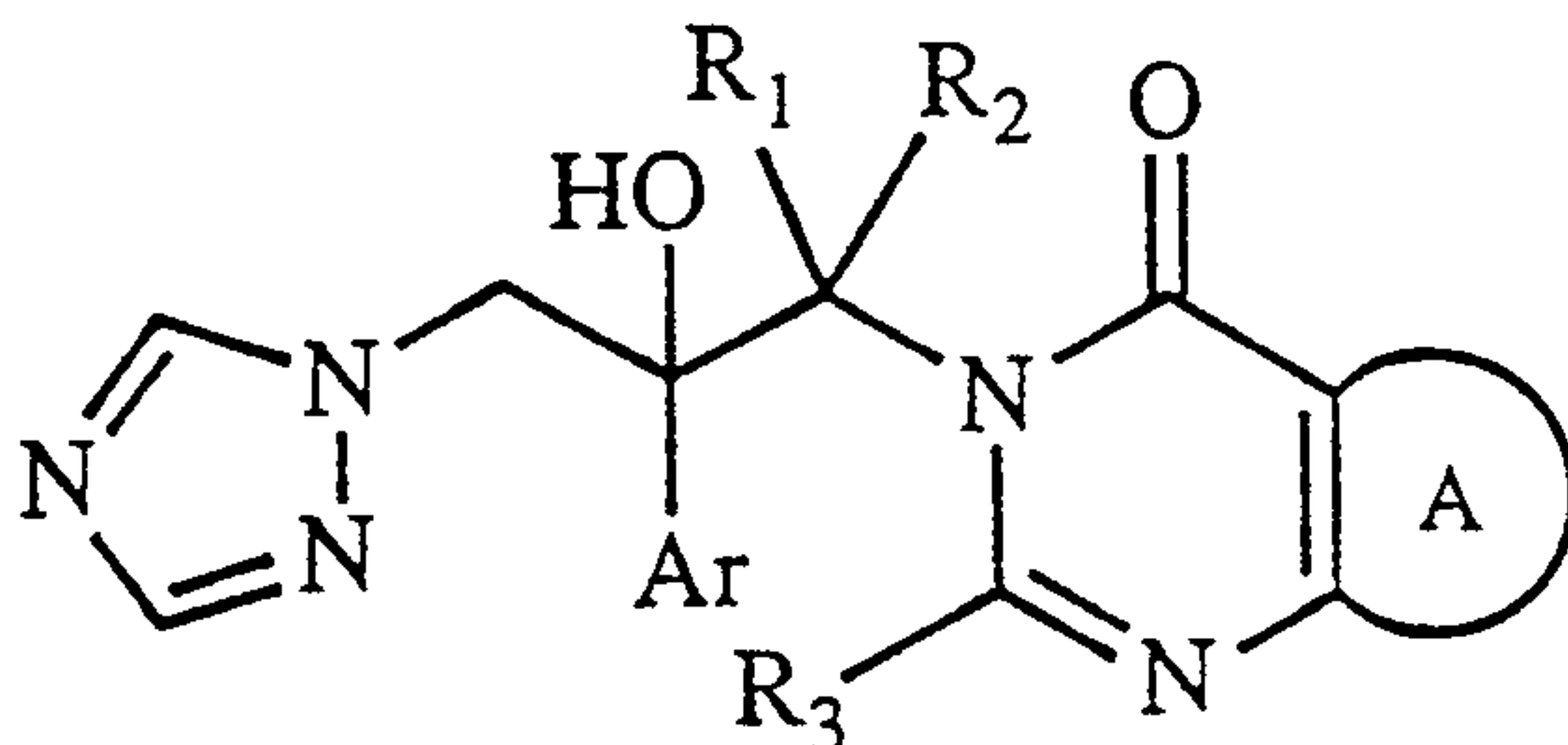
Description of the prior art

The compounds of the present invention are antifungal agents belonging to the azole class, whose mechanism of action is based on the inhibition of the biosynthesis of ergosterol, the main sterol present in fungi membranes. Other antifungal agents having this mechanism of action have been reported in the literature and some of them are already being used in therapy. Some of them are administered topically in the treatment of fungal infections in skin, vagina and nails. More recently discovered compounds are used orally in the treatment of systemic and organ mycoses, such as systemic candidiasis, aspergillosis, cryptococcal meningitis, coccidioidomycosis, paracoccidioidomycosis, histoplasmosis, chromoblastomycosis, sporotrichosis, and blastomycosis.

However, given the worrying rise in fungal infections, specially among immunocompromised patients (such as AIDS patients or cancer patients undergoing chemotherapy) and the emergence of pathogens resistant to some of the commonly used antifungal agents, the present medical situation is by no means satisfactory and new orally active products which are more potent, have a broader spectrum of antifungal activity and which are effective against certain mycoses (such as aspergillosis) for which no effective treatment is currently available are urgently needed.

Description of the invention

The present invention relates to new pyrimidone derivatives of general formula I



I

2

as racemates, diastereomer mixtures or as pure enantiomers, wherein:

Ar represents phenyl or phenyl substituted with one or more halogen and/or trifluoromethyl groups;

R₁ is C₁-C₄ alkyl;

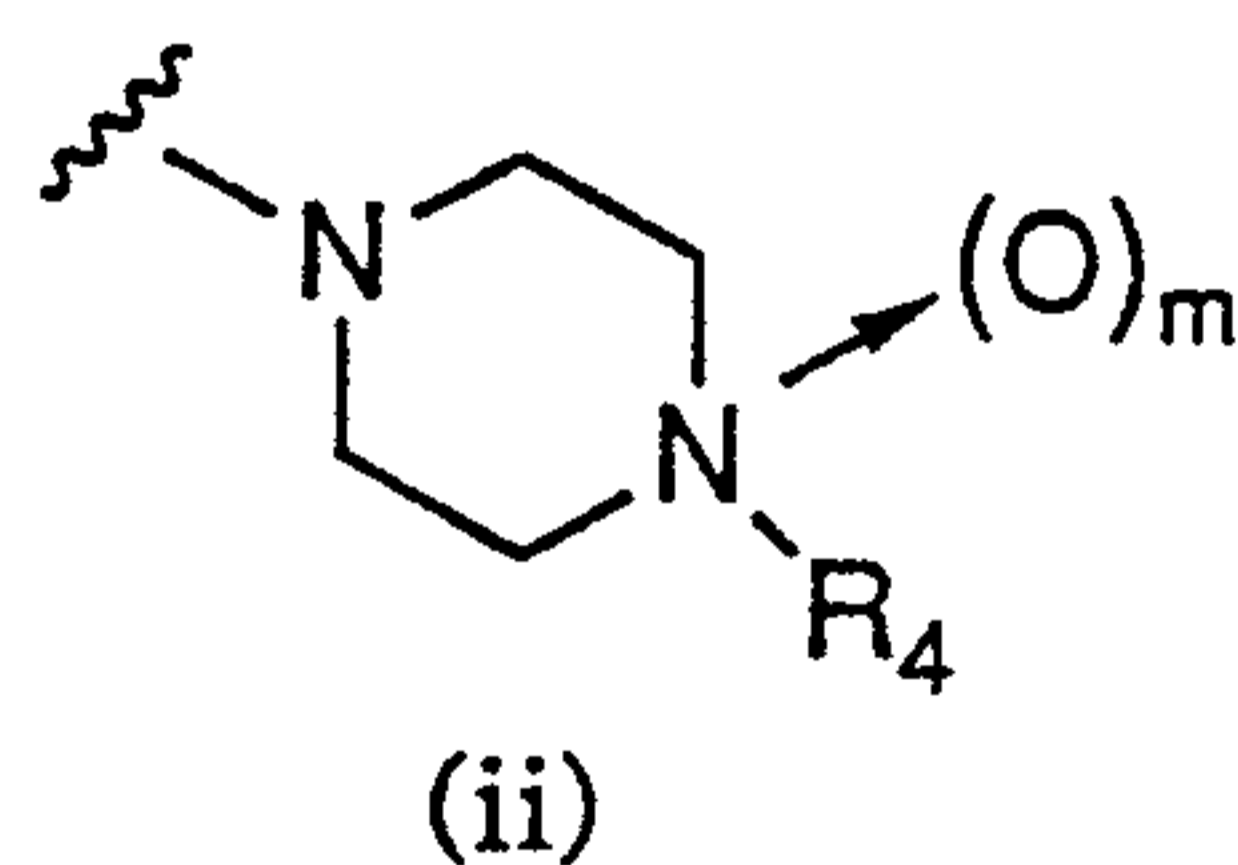
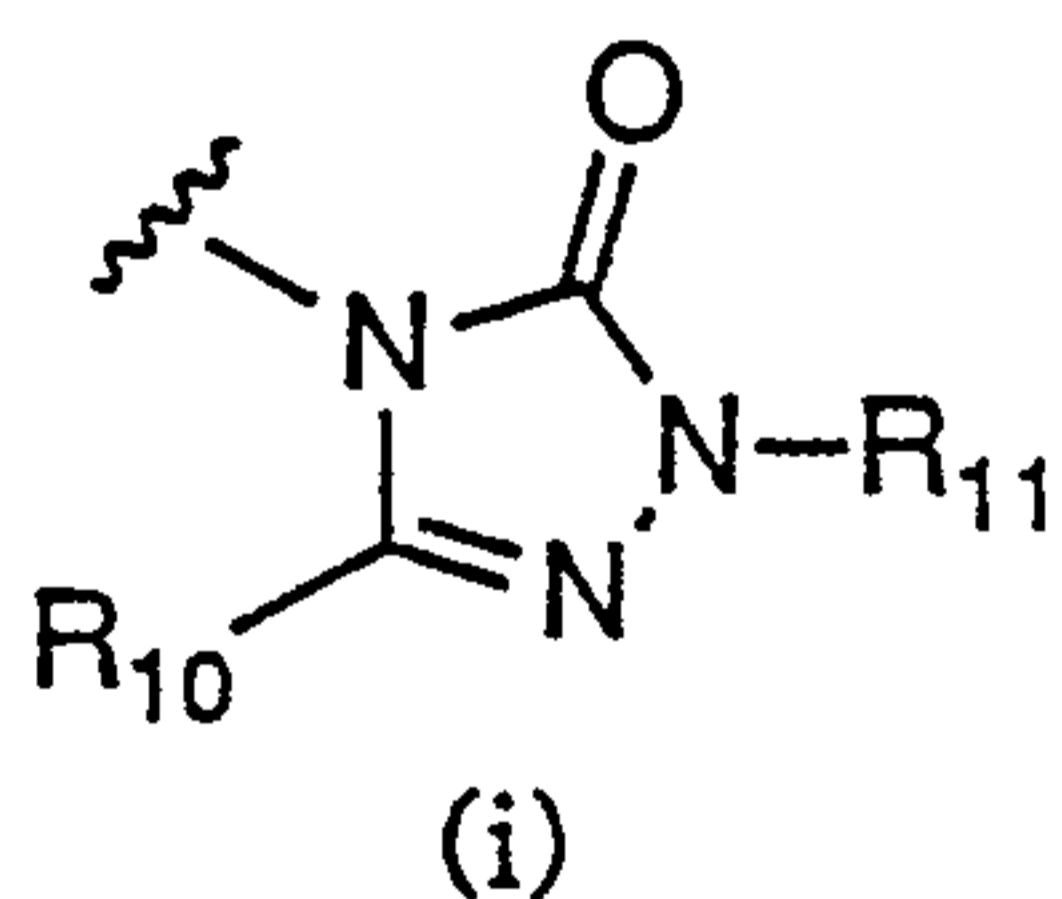
5 R₂ is hydrogen or C₁-C₄ alkyl;

or R₁ together with R₂ form a C₂-C₄ polymethylene chain;

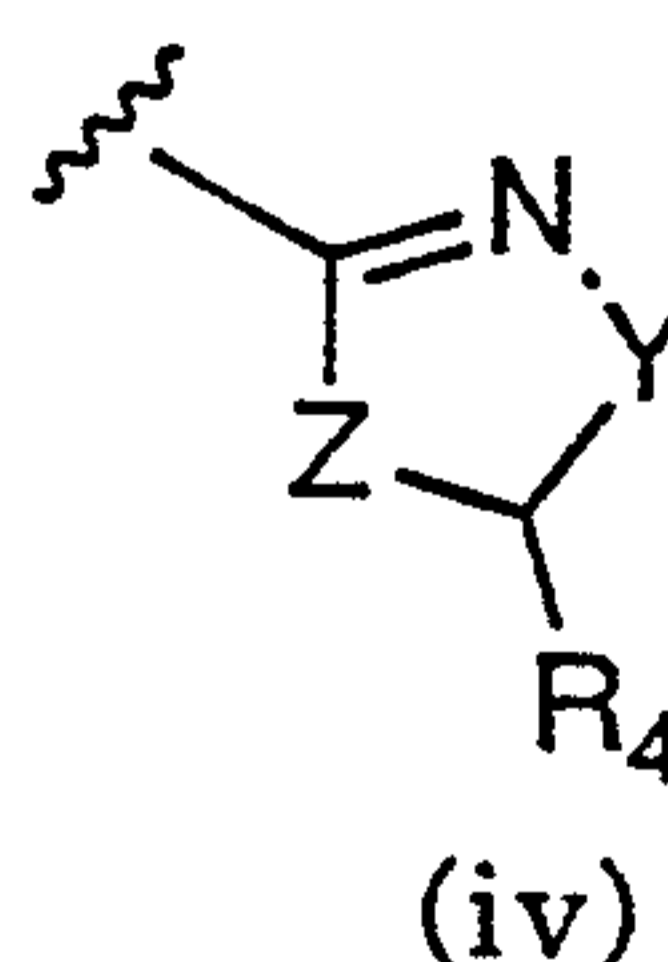
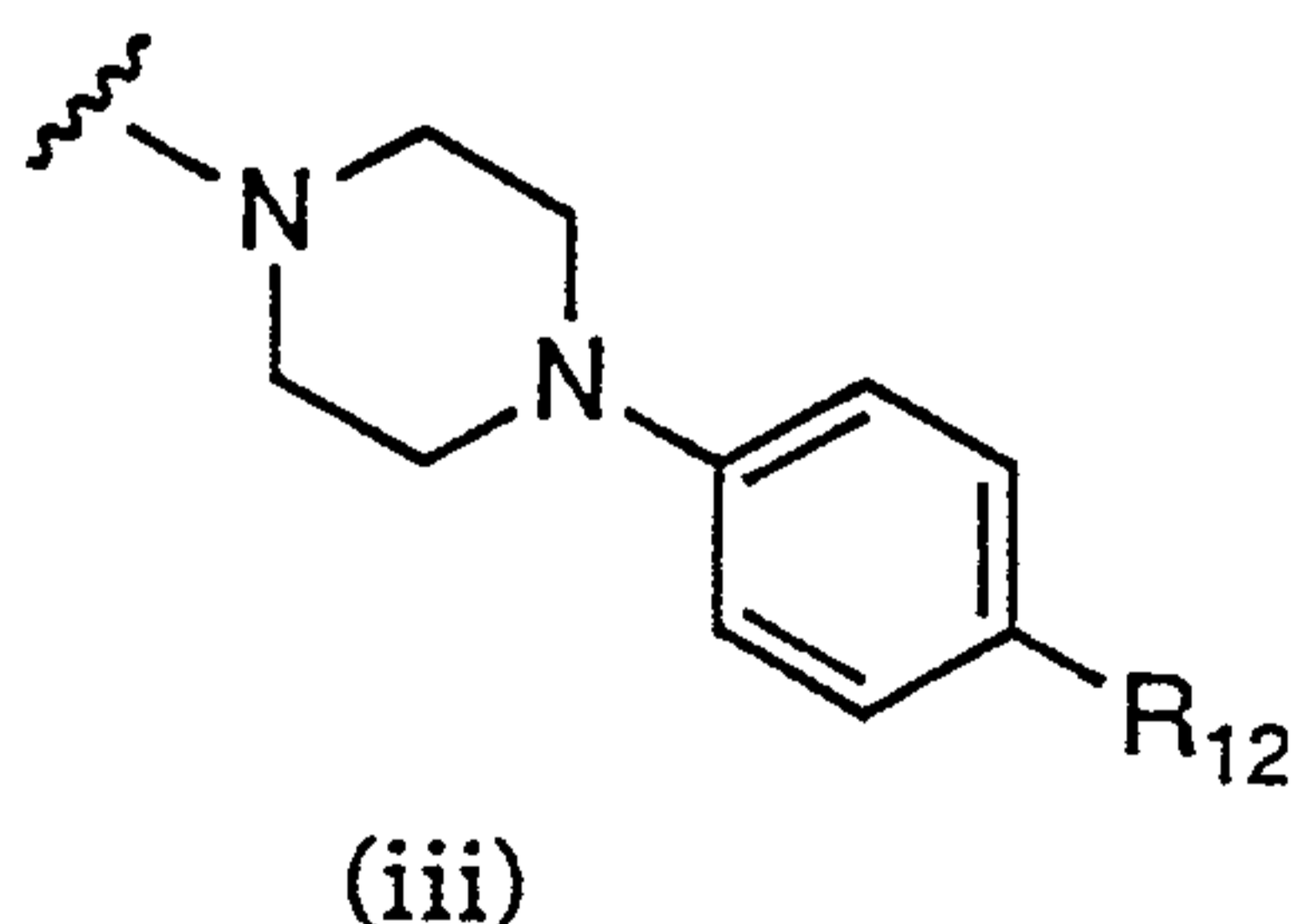
R₃ represents hydrogen, C₁-C₄ alkyl, C₁-C₄ haloalkyl, or cyclopropyl;

10 A represents a benzene ring or a 5- or 6-membered heterocyclic ring wherein one or more of the ring atoms are selected from the group consisting of N, O and S, which rings can be optionally fused to a benzene ring or to a 5- or 6-membered heterocyclic ring containing one or more heteroatoms selected from N, O and S, and wherein A can be unsubstituted or have 1, 2, 3 or 4 substituents W in any of the rings;

15 a group W represents C₁-C₄ alkyl, C₃-C₆ cycloalkyl, C₁-C₄ haloalkyl, C₁-C₄ alkoxy, C₁-C₄ haloalkoxy, halogen, nitro, cyano, hydroxy, benzyloxy, hydroxymethyl, a group -NR₄R₅, a group -CONR₄R₅, a group -CH₂-OCO-R₄, a group -CO-R₄, a group -COO-R₄, a group -SO₂R₆, a group -C(=NR₄)NHR₇, a group -C(=NR₇)OR₄, and additionally one of the groups W can also represent
20 1-pyrrolyl, 1-imidazolyl, 1H-1,2,4-triazol-1-yl, 5-tetrazolyl (optionally substituted with C₁-C₄ alkyl), 1-pyrrolidinyl, 4-morpholinyl, 4-morpholinyl-N-oxide, a group -X-R₈, or a group of formula (i)-(iv):



25



wherein

30 R₄ represents hydrogen, C₁-C₄ alkyl, C₃-C₆ cycloalkyl or arylC₁₋₄ alkyl, wherein aryl represents phenyl or phenyl substituted with one or more C₁-C₄ alkyl, halogen, C₁-C₄ haloalkyl, C₁-C₄ alkoxy or C₁-C₄ haloalkoxy groups;

2201477

3

R₅ represents hydrogen, C₁-C₄ alkyl, C₃-C₆ cycloalkyl, a group -COR₄ or a group -COCF₃;

R₆ represents C₁-C₄ alkyl;

z represents 0, 1 or 2;

5 R₇ represents hydrogen, -CONH₂, -COMe, -CN, -SO₂NHR₄, -SO₂R₄, -OR₄, -OCOR₄ or -(C₁₋₄ alkyl)-NH₂;

X represents a single bond, -O-, -SO₂-, -NR₄-, or -C(=O)-;

R₈ represents a phenyl group optionally substituted with one or more groups R₉;

10 R₉ represents C₁-C₄ alkyl, C₃-C₆ cycloalkyl, C₁-C₄ haloalkyl, C₁-C₄ alkoxy, C₁-C₄ haloalkoxy, halogen, nitro, cyano, a group -NR₄R₅, a group -CONR₄R₅, a group -CH₂-OCO-R₄, a group -CO-R₄, a group -COO-R₄, a group -SO₂R₆, a group -C(=NR₄)NHR₇, a group -C(=NR₇)OR₄, a group of formula (iv) or R₉ represents a phenyl group (optionally substituted with a group
15 C₁-C₄ alkyl, C₁-C₄ haloalkyl, C₁-C₄ alkoxy, C₁-C₄ haloalkoxy, halogen, nitro or cyano);

R₁₀ represents hydrogen or methyl;

R₁₁ represents hydrogen, isopropyl, cyclopentyl, cyclopropyl, 2-butyl, 3-pentyl, 3-hydroxy-2-butyl, or 2-hydroxy-3-pentyl;

20 m represents 0 or 1;

R₁₂ represents halogen, C₁-C₄ haloalkyl, C₁-C₄ haloalkoxy, nitro, amino, cyano, or a group of formula (i);

Y represents -CH₂- or -C(=O)-; and

Z represents NH or O;

25 and the salts and solvates thereof.

The invention also provides a pharmaceutical composition which comprises an effective amount of a compound of formula I or a pharmaceutically acceptable salt or solvate thereof in admixture with one or more pharmaceutically acceptable excipients.

30 The invention further provides the use of a compound of formula I or a pharmaceutically acceptable salt or solvate thereof for the manufacture of a medicament for the treatment or prophylaxis of fungal infections in animals, including human beings.

The invention further provides the use of a compound of formula I or
35 a pharmaceutically acceptable salt or solvate thereof for the treatment or prophylaxis of fungal infections in animals, including human beings.

The invention also provides a method of treating or preventing fungal infections in animals, including human beings, which method comprises

22237-413(S)

4

administering to a patient in need thereof an effective amount of a compound of formula I or a pharmaceutically acceptable salt or solvate thereof.

The invention also provides a commercial package
5 comprising a compound of formula I or a pharmaceutically acceptable salt or solvate thereof, and associated therewith instructions for the use thereof for the treatment or prophylaxis of fungal infections.

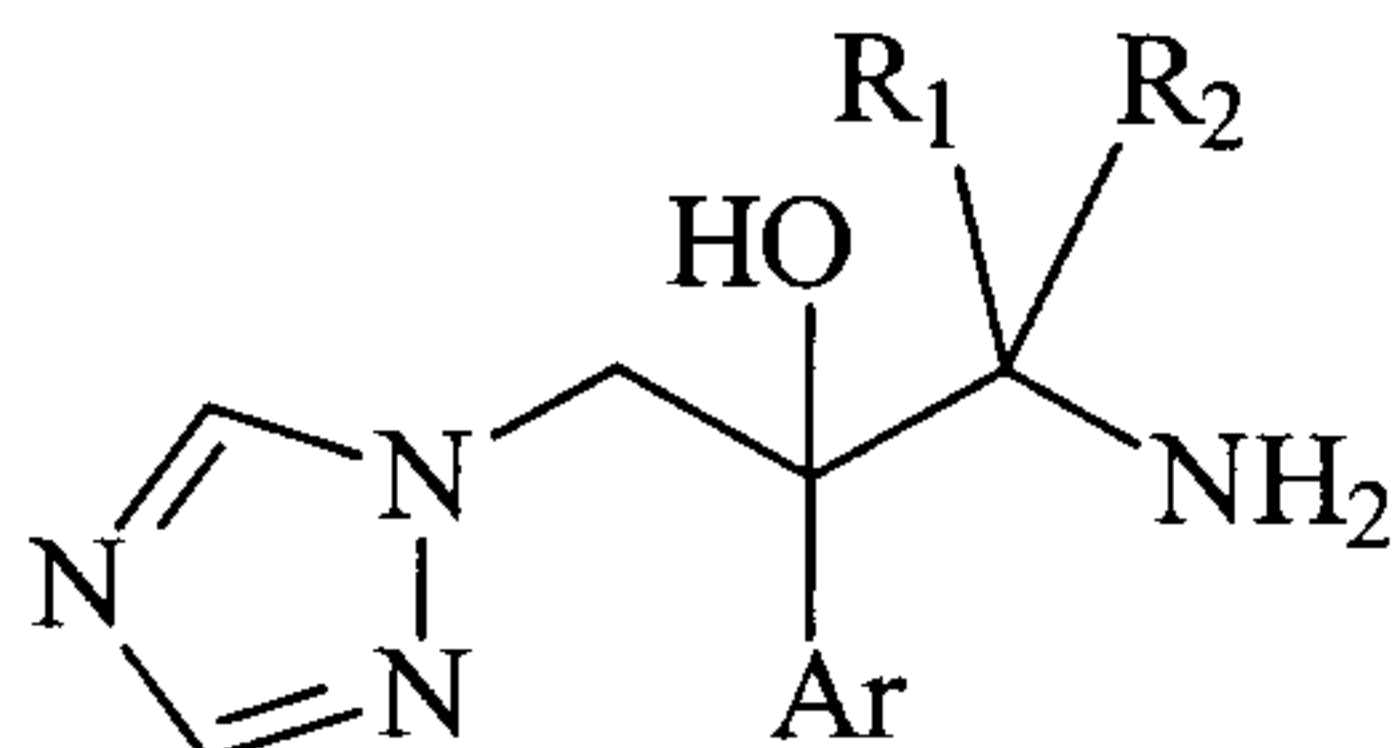
In addition to being useful for the treatment of
10 fungal infections in animals, the compounds of the present invention possess antifungal properties which can be useful for combatting or preventing plant fungal infections. The invention thus provides the use of a compound of formula I or a salt or solvate thereof for the treatment or
15 prophylaxis of fungal infections in plants.

The invention still further provides an agrochemical composition which comprises an effective amount of a compound of formula I or a salt or solvate thereof in admixture with one or more agrochemically acceptable
20 excipients.

The invention also provides a process for preparing a compound of formula I, which comprises:

(a) reacting a compound of formula II

25

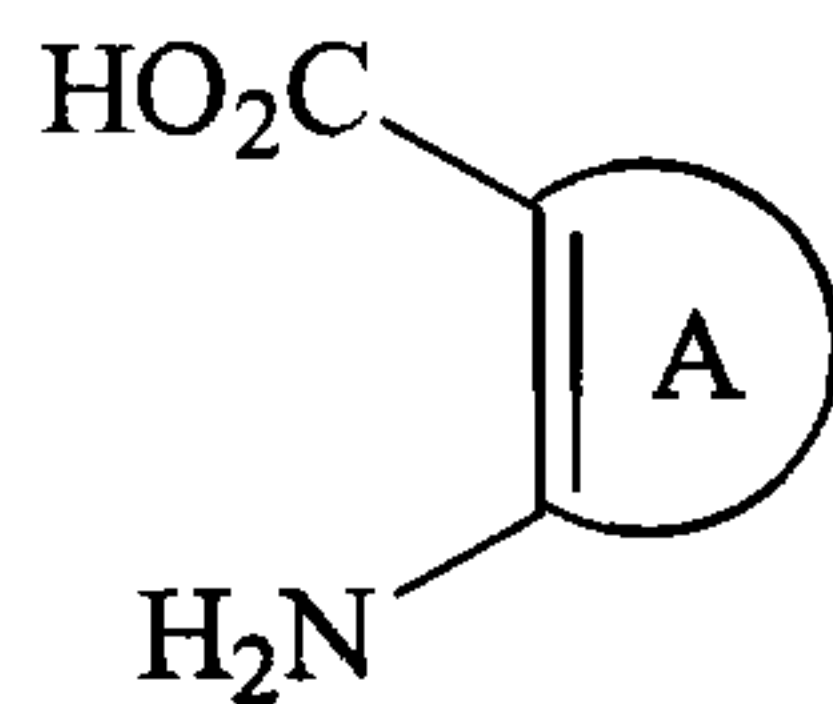


II

22237-413 (S)

4a

wherein R_1 , R_2 and Ar are as defined above, first with an acid of formula III



5

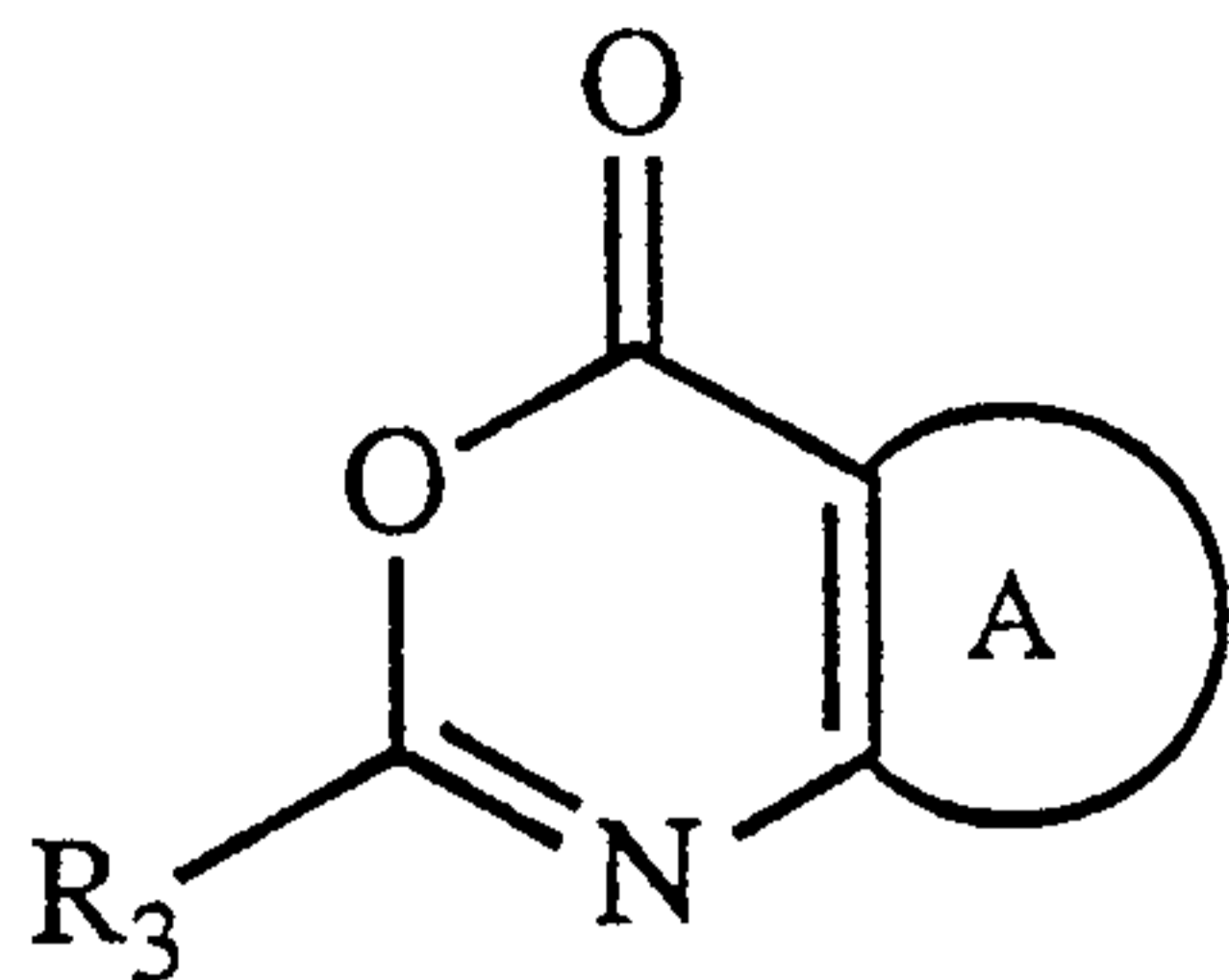
III

wherein A is as defined above, in the presence of a condensing agent, and then with an acid R_3COOH (wherein R_3 is as defined above) or a reactive derivative thereof such as the alkyl imidate, amidine, acid chloride, anhydride or
10 orthoester; or

(b) reacting a compound of formula II with a compound of formula IV

2201477

5



IV

- 5 wherein R₃ and A are as defined above; or
 (c) converting in one or a plurality of steps a compound of formula I into another compound of formula I; and
 (d) if desired, after steps (a), (b) or (c), reacting a compound of formula I with an acid to give the corresponding acid addition salt.

10 In the above definitions, the term C₁-C₄ alkyl, as a group or part of a group, means a linear or branched alkyl chain containing from 1 to 4 carbon atoms. Therefore, it includes methyl, ethyl, propyl, isopropyl, butyl, isobutyl, *sec*-butyl, and *tert*-butyl.

A C₂-C₄ polymethylene chain means ethylene, propylene or butylene.

15 A C₁₋₄ haloalkyl group means a group resulting from the substitution of one or more hydrogen atoms of a C₁₋₄ alkyl group by one or more halogen atoms (i.e. fluorine, chlorine, bromine or iodine), which can be the same or different. Examples include trifluoromethyl, trichloromethyl, fluoromethyl, chloromethyl, bromomethyl, iodomethyl, difluoromethyl, dichloromethyl, 2-
 20 chloroethyl, 2,2-dichloroethyl, 2,2,2-trichloroethyl, pentachloroethyl, 2-fluoroethyl, 2,2-difluoroethyl, 2,2,2-trifluoroethyl, pentafluoroethyl, 3-chloropropyl, 3,3-dichloropropyl, 3,3,3-trichloropropyl, 2,2,3,3,3-pentachloropropyl, 3-fluoropropyl, 3,3-difluoropropyl, 3,3,3-trifluoropropyl, 2,2,3,3-tetrafluoropropyl, 2,2,3,3,3-pentafluoropropyl, heptafluoropropyl, 4-
 25 chlorobutyl, 4-fluorobutyl, 4-iodobutyl and 4-bromobutyl.

A C₃-C₆ cycloalkyl group represents cyclopropyl, cyclobutyl, cyclopentyl or cyclohexyl.

A C₁₋₄ alkoxy group means a group derived from the union of a C₁₋₄ alkyl group to an oxygen atom of an ether functional group. Examples include
 30 methoxy, ethoxy, propoxy, isopropoxy, butoxy, isobutoxy, *sec*-butoxy and *tert*-butoxy.

A C₁₋₄ haloalkoxy group means a group resulting from the substitution of one or more hydrogen atoms of a C₁₋₄ alkoxy group by one or more halogen atoms, which can be the same or different. Examples include
 35 trifluoromethoxy, fluoromethoxy, 2-chloroethoxy, 2-fluoroethoxy, 2-

2201477

6

iodoethoxy, 2,2-difluoroethoxy, 2,2,2-trifluoroethoxy, pentafluoroethoxy, 3-fluoropropoxy, 3-chloropropoxy, 2,2,3,3-tetrafluoropropoxy, 2,2,3,3,3-pentafluoropropoxy, heptafluoropropoxy, 4-fluorobutoxy, and 4-chlorobutoxy.

In the compounds of the present invention Ar represents a phenyl group or a phenyl group substituted with one or more halogen and/or trifluoromethyl groups. The halogen atoms may be fluorine, chlorine, bromine or iodine atoms, of which fluorine and chlorine atoms are preferred. There may be one or more such substituents on the phenyl group, and where there are more than one, these may be the same or different. When the phenyl group is substituted, the substituents can be on any available position of the phenyl ring, but they are preferably on the 2- and/or 4-positions. Examples of substituted phenyl groups include 4-(trifluoromethyl)phenyl, 2-fluorophenyl, 4-fluorophenyl, 2-chloro-4-fluorophenyl, 4-chloro-2-fluorophenyl, 4-bromophenyl, 2-fluoro-4-iodophenyl, 2,4-dichlorophenyl, 2,4-difluorophenyl, 4-chlorophenyl and 2-fluoro-4-(trifluoromethyl)phenyl, of which 2-fluorophenyl, 4-fluorophenyl, 2-chloro-4-fluorophenyl, 2,4-dichlorophenyl, 2,4-difluorophenyl, 4-(trifluoromethyl)phenyl and 4-chlorophenyl are preferred, and 2-fluorophenyl, 2,4-dichlorophenyl, 2,4-difluorophenyl, 4-(trifluoromethyl)phenyl and 4-chlorophenyl are more preferred.

In the compounds of the present invention R_1 represents a C_1 - C_4 alkyl group, or together with R_2 forms a C_2 - C_4 polymethylene chain, but preferably R_1 is C_1 - C_4 alkyl, and more preferably R_1 is methyl.

In the compounds where R_2 is hydrogen or C_1 - C_4 alkyl, or together with R_1 forms a C_2 - C_4 polymethylene chain, those wherein R_2 is hydrogen or methyl are preferred, and those wherein R_2 is hydrogen are more preferred.

As for substituent R_3 , those compounds wherein R_3 represents hydrogen, methyl, trifluoromethyl or cyclopropyl are preferred, and those wherein R_3 is hydrogen are more preferred.

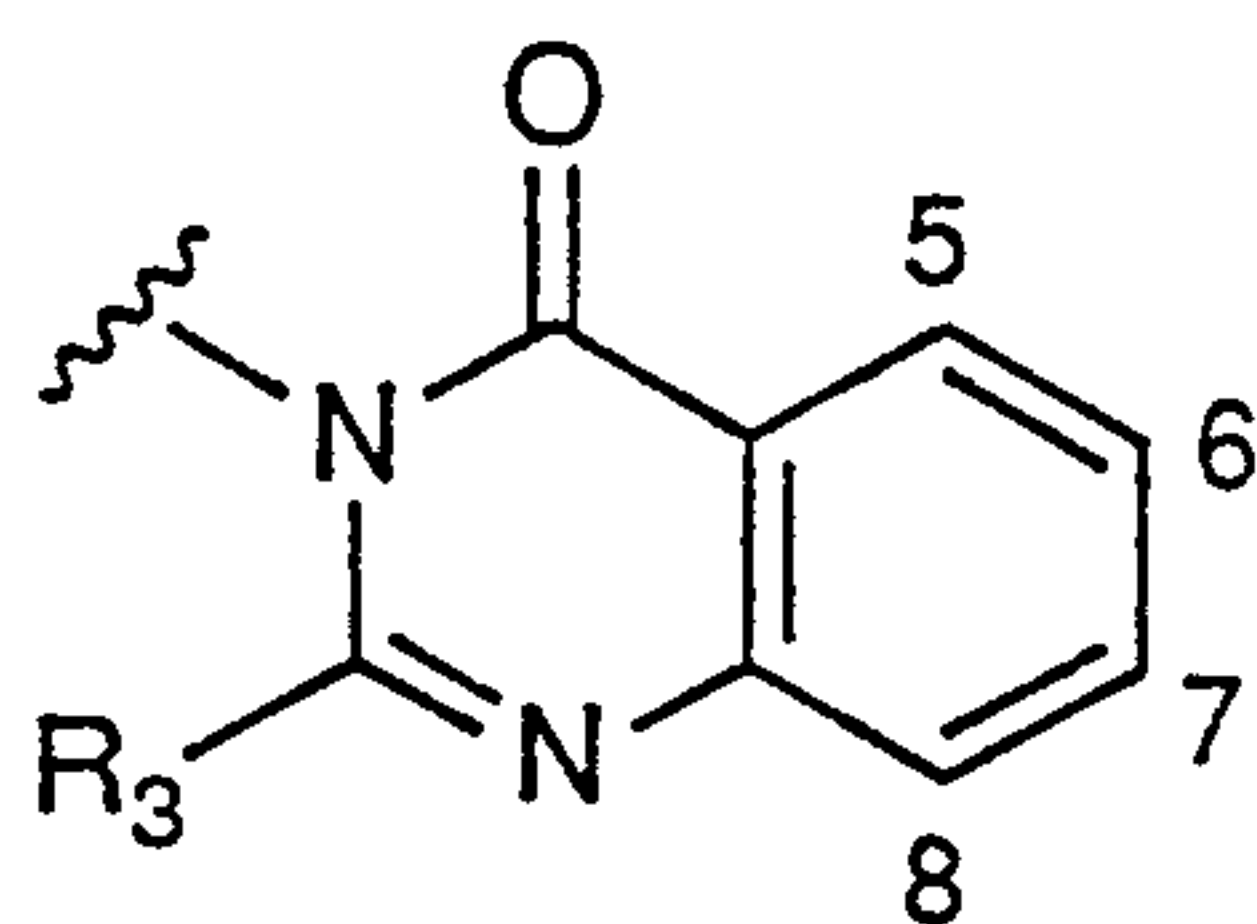
In the compounds of the present invention, A completes a benzene ring or a 5- or 6-membered heterocyclic ring, which rings can be both optionally fused to a benzene ring or to a 5- or 6-membered heterocyclic ring. As used herein, a 5- or 6-membered heterocyclic ring refers to such rings having from 5 to 6 atoms in the ring wherein one or more, preferably 1 to 3, of said ring atoms are heteroatoms selected from the group consisting of N, O and S. Thus, heterocycles containing a nitrogen, oxygen or sulphur atom alone, or containing two nitrogen atoms, a nitrogen and an oxygen atom, a nitrogen and a sulphur atom, two nitrogen atoms and an oxygen atom, two

2201477

7

nitrogen atoms and a sulphur atom, or three nitrogen atoms are possible. Moreover, system A can be unsubstituted or have 1, 2, 3 or 4 substituents W as defined above, which can be on any available position of any of the rings. When there is more than one substituent W on ring A, they can be the same or different provided that, as mentioned above in connection with the definition of W in formula I, for certain meanings of W there cannot be more than one such group on ring A.

In the compounds wherein A represents a benzene ring, this can be unsubstituted or, as stated above, it can be substituted with 1, 2, 3 or 4 groups W. Following the ring numbering shown in the following formula



are preferred examples of substituents of the benzene ring the groups 5-chloro, 6-chloro, 7-chloro, 8-chloro, 5-fluoro, 6-fluoro, 7-fluoro, 8-fluoro, 6-bromo, 7-bromo, 5-trifluoromethyl, 6-trifluoromethyl, 7-trifluoromethyl, 8-trifluoromethyl, 6,8-dichloro, 6,8-difluoro, 5,7-dichloro, 5,7-difluoro, 6,7-dichloro, 6,7-difluoro, 6-chloro-7-fluoro, 7,8-dichloro, 7,8-difluoro, 7-bromo-6-fluoro, 7-bromo-6-chloro, 7-methyl, 7-isopropyl, 7-*tert*-butyl, 7-(*N,N*-dimethyl)amino, 7-(1-methyl-4-piperazinyl), 7-(1-pyrrolyl), 7-(1-imidazolyl), 7-(1*H*-1,2,4-triazolyl), 7-(1-pyrrolidinyl), 7-(4-morpholinyl), 7-(4-morpholinyl-*N*-oxide), 7-nitro, 7-methoxy, 7-trifluoromethoxy, 7-(2-fluoroethoxy), 7-(2,2-difluoroethoxy), 7-(2,2,2-trifluoroethoxy), 7-(2,2,3,3-tetrafluoropropoxy), 7-(2,2,3,3,3-pentafluoropropoxy), 7-methylthio, 7-cyano, 7-[amino(imino)methyl], 7-[(aminosulfonylamino)(imino)methyl], 6-fluoro-7-methyl, 6-fluoro-7-isopropyl, 6-fluoro-7-*tert*-butyl, 7-(*N,N*-dimethyl)amino-6-fluoro, 6-fluoro-7-(1-methyl-4-piperazinyl), 6-fluoro-7-(1-pyrrolyl), 6-fluoro-7-(1-imidazolyl), 6-fluoro-7-(1*H*-1,2,4-triazolyl), 6-fluoro-7-(1-pyrrolidinyl), 6-fluoro-7-(4-morpholinyl), 6-fluoro-7-(4-morpholinyl-*N*-oxide), 6-fluoro-7-nitro, 6-fluoro-7-methoxy, 6-fluoro-7-trifluoromethoxy, 6-fluoro-7-(2-fluoroethoxy), 7-(2,2-difluoroethoxy)-6-fluoro, 6-fluoro-7-(2,2,2-trifluoroethoxy), 6-fluoro-7-(2,2,3,3-tetrafluoropropoxy), 6-fluoro-7-(2,2,3,3,3-pentafluoropropoxy), 6-fluoro-7-methylthio, 7-cyano-6-fluoro, 7-[amino(imino)methyl]-6-fluoro, 7-[(aminosulfonylamino)(imino)methyl]-6-fluoro, 6-fluoro-7-trifluoromethyl, 7-chloro-6-fluoro, 5,6,7,8-tetrafluoro, 5-

8

fluoro-7-trifluoromethyl, 5-chloro-7-trifluoromethyl, 6-methoxy, 6,7-dimethoxy, 7-(4-chlorophenoxy), 7-(4-chlorophenoxy)-6-fluoro, 7-[4-(4-chlorophenyl)-1-piperazinyl], 6-fluoro-7-[4-(4-chlorophenyl)-1-piperazinyl], 7-[4-[4-[2,4-dihydro-2-(3-pentyl)-3H-1,2,4-triazol-3-one-4-yl]phenyl]-1-piperazinyl],
5 6-fluoro-7-[4-[4-[2,4-dihydro-2-(3-pentyl)-3H-1,2,4-triazol-3-one-4-yl]phenyl]-1-piperazinyl], 7-[4-[4-[2,4-dihydro-2-(2-hydroxy-3-pentyl)-3H-1,2,4-triazol-3-one-4-yl]phenyl]-1-piperazinyl] or 6-fluoro-7-[4-[4-[2,4-dihydro-2-(2-hydroxy-3-pentyl)-3H-1,2,4-triazol-3-one-4-yl]phenyl]-1-piperazinyl].

When A represents a benzene ring fused to a second ring, which can be
1 0 a further benzene ring or a 5- or 6-membered heterocycle, examples of A include naphthalene, benzofuran, benzothiophene, indole, quinoline, isoquinoline, quinoxaline, quinazoline, cinnoline, benzimidazole, benzothiazole and benzofurazan.

In the compounds wherein A represents a 5- or 6-membered
1 5 heterocyclic ring wherein one or more of the ring atoms are nitrogen and/or oxygen and/or sulphur, this can be unsubstituted or have 1, 2, 3 or 4 groups W (which can be placed on any available position of ring A) and can be fused to the pyrimidone nucleus by any of its sides provided that the fusion side does not contain one or more heteroatoms. Furthermore, ring A can be optionally
2 0 fused to a benzene ring or to a further 5- or 6-membered heterocyclic ring, in which case the substituents W can be on any available position of the fused cyclic system. Examples of 6-membered heterocycles containing one nitrogen atom and fused to the pyrimidone moiety by any of the sides b, c, d or e are pyridine and piperidine. Examples of 6-membered heterocycles containing
2 5 two nitrogen atoms are pyrimidine fused by any of its sides d and e, pyrazine and piperazine fused by any of their sides b and e, and pyridazine fused by any of its sides c, d or e. Examples of 5-membered heterocycles containing one heteroatom and fused by sides b or d are thiophene, pyrrole and furan. Examples of 5-membered heterocycles containing two heteroatoms and fused
3 0 by side d are imidazole, thiazole and oxazole. Examples of 5-membered heterocycles containing two heteroatoms and fused by sides d or c are pyrazole, isoxazole and isothiazole. Examples of A systems formed by a heterocyclic ring fused to a second ring include among others benzofuran, benzothiophene, indole, quinoline, thienopyridine, thienopyrimidine,
3 5 imidazopyridine, imidazopyrimidine, thiazolopyridine, thiazolopyrimidine, and naphthyridine.

Although A can have all the above mentioned meanings, those wherein A represents a benzene ring, which can be optionally fused to a

2201477

9

benzene ring or to a 5- or 6-membered heterocyclic ring containing one or more heteroatoms selected from N, O and S, or A represents a 5- or 6-membered heterocyclic ring, wherein one or more of said ring atoms are selected from the group consisting of N, O and S, which heterocyclic ring can be optionally fused to a benzene ring, are preferred; those wherein A represents a benzene ring or a 5- or 6-membered heterocyclic ring containing one or more heteroatoms selected from N, O and S are more preferred; those wherein A represents a benzene ring or a 5-membered heterocyclic ring containing one heteroatom selected from N, O and S or two heteroatoms selected from the pairs N/N, N/O and N/S are still more preferred; and those wherein A represents a benzene, thiophene or thiazole ring are particularly preferred. All these A groups can be unsubstituted or substituted with 1, 2, 3 or 4 groups W.

Preferred compounds of the present invention include those in which, independently or in any compatible combination:

R₁ represents C₁₋₄ alkyl;

R₂ represents hydrogen;

R₃ represents hydrogen, methyl, trifluoromethyl or cyclopropyl;

Ar represents 2-fluorophenyl, 4-fluorophenyl, 2-chloro-4-fluorophenyl, 2,4-dichlorophenyl, 2,4-difluorophenyl, 4-(trifluoromethyl)phenyl or 4-chlorophenyl;

A represents a benzene ring, which can be optionally fused to a benzene ring or to a 5- or 6-membered heterocyclic ring containing one or more heteroatoms selected from N, O and S, or A represents a 5- or 6-membered heterocyclic ring, wherein one or more of said ring atoms are selected from the group consisting of N, O and S, which heterocyclic ring can be optionally fused to a benzene ring, wherein A can be unsubstituted or have 1, 2, 3 or 4 groups W in any of the rings;

the stereochemistry of the compounds is (1*R*,2*R*).

Particularly preferred compounds of the present invention include those in which, independently or in any compatible combination:

R₁ represents methyl;

R₂ represents hydrogen;

R₃ represents hydrogen;

Ar represents 2-fluorophenyl, 2,4-dichlorophenyl, 2,4-difluorophenyl, 4-(trifluoromethyl)phenyl or 4-chlorophenyl;

A represents a benzene ring or a 5- or 6-membered heterocyclic ring containing one or more heteroatoms selected from N, O and S, wherein A can

be unsubstituted or have 1, 2, 3 or 4 groups W;

the stereochemistry of the compounds is (1R,2R).

Accordingly, a preferred class of compounds of formula I is that wherein:

5 R₁ represents C₁₋₄ alkyl;

R₂ represents hydrogen;

R₃ represents hydrogen, methyl, trifluoromethyl or cyclopropyl;

Ar represents 2-fluorophenyl, 4-fluorophenyl, 2-chloro-4-fluorophenyl,
2,4-dichlorophenyl, 2,4-difluorophenyl, 4-(trifluoromethyl)phenyl or 4-
10 chlorophenyl;

A represents a benzene ring, which can be optionally fused to a benzene
ring or to a 5- or 6-membered heterocyclic ring containing one or more
heteroatoms selected from N, O and S, or A represents a 5- or 6-membered
heterocyclic ring, wherein one or more of said ring atoms are selected from
15 the group consisting of N, O and S, which heterocyclic ring can be optionally
fused to a benzene ring, wherein A can be unsubstituted or have 1, 2, 3 or 4
groups W in any of the rings; and

the stereochemistry of the compounds is (1R,2R).

A more preferred class of compounds of formula I is that wherein:

20 R₁ represents methyl;

R₂ represents hydrogen;

R₃ represents hydrogen;

Ar represents 2-fluorophenyl, 2,4-dichlorophenyl, 2,4-difluorophenyl,
4-(trifluoromethyl)phenyl or 4-chlorophenyl;

25 A represents a benzene ring or a 5- or 6-membered heterocyclic ring
containing one or more heteroatoms selected from N, O and S, wherein A can
be unsubstituted or have 1, 2, 3 or 4 groups W; and

the stereochemistry of the compounds is (1R,2R).

A still more preferred class of compounds of formula I is that wherein:

30 R₁ represents methyl;

R₂ represents hydrogen;

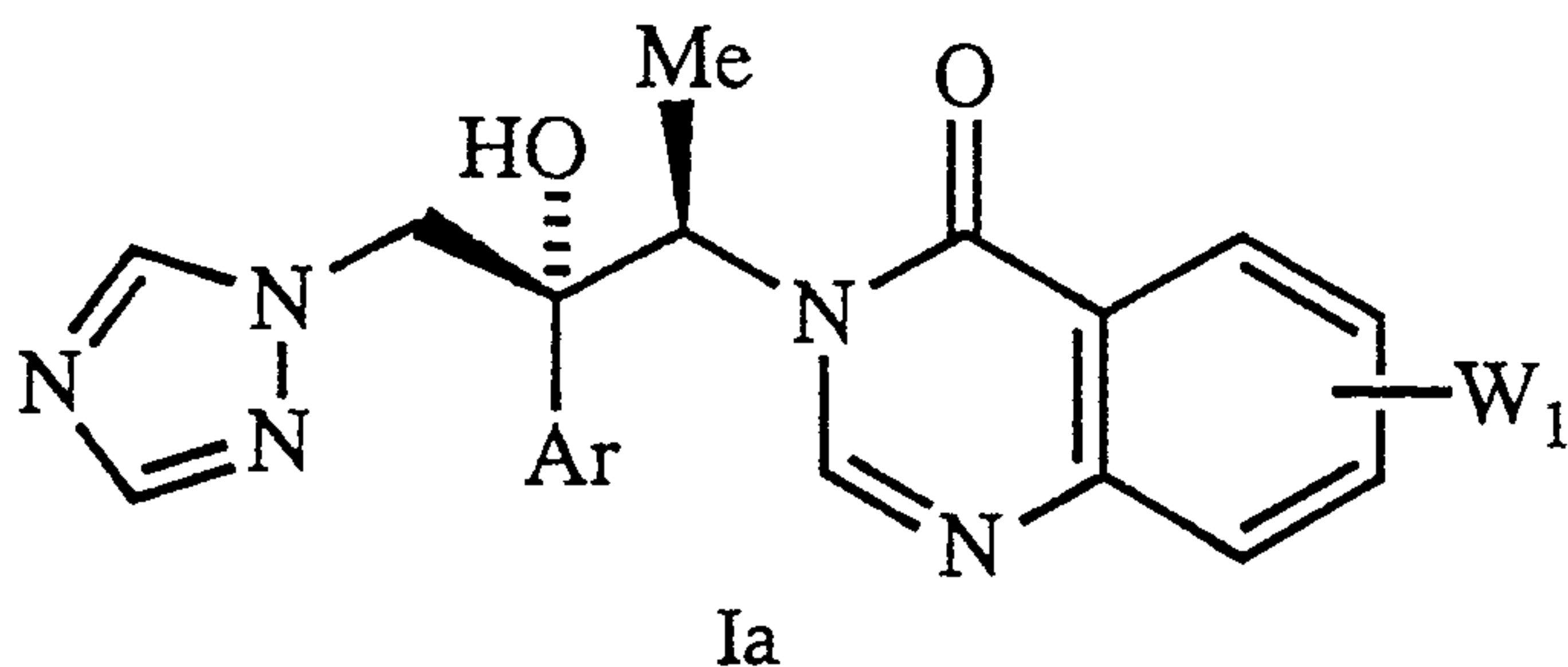
R₃ represents hydrogen;

Ar represents 2-fluorophenyl, 2,4-dichlorophenyl, 2,4-difluorophenyl,
4-(trifluoromethyl)phenyl or 4-chlorophenyl;

35 A represents a benzene ring or a 5-membered heterocyclic ring
containing one heteroatom selected from N, O and S or two heteroatoms
selected from the pairs N/N, N/O and N/S, wherein A can be unsubstituted
or have 1, 2, 3 or 4 groups W; and

the stereochemistry of the compounds is (1*R*,2*R*).

A particularly preferred class of compounds of formula I are those compounds of formula Ia



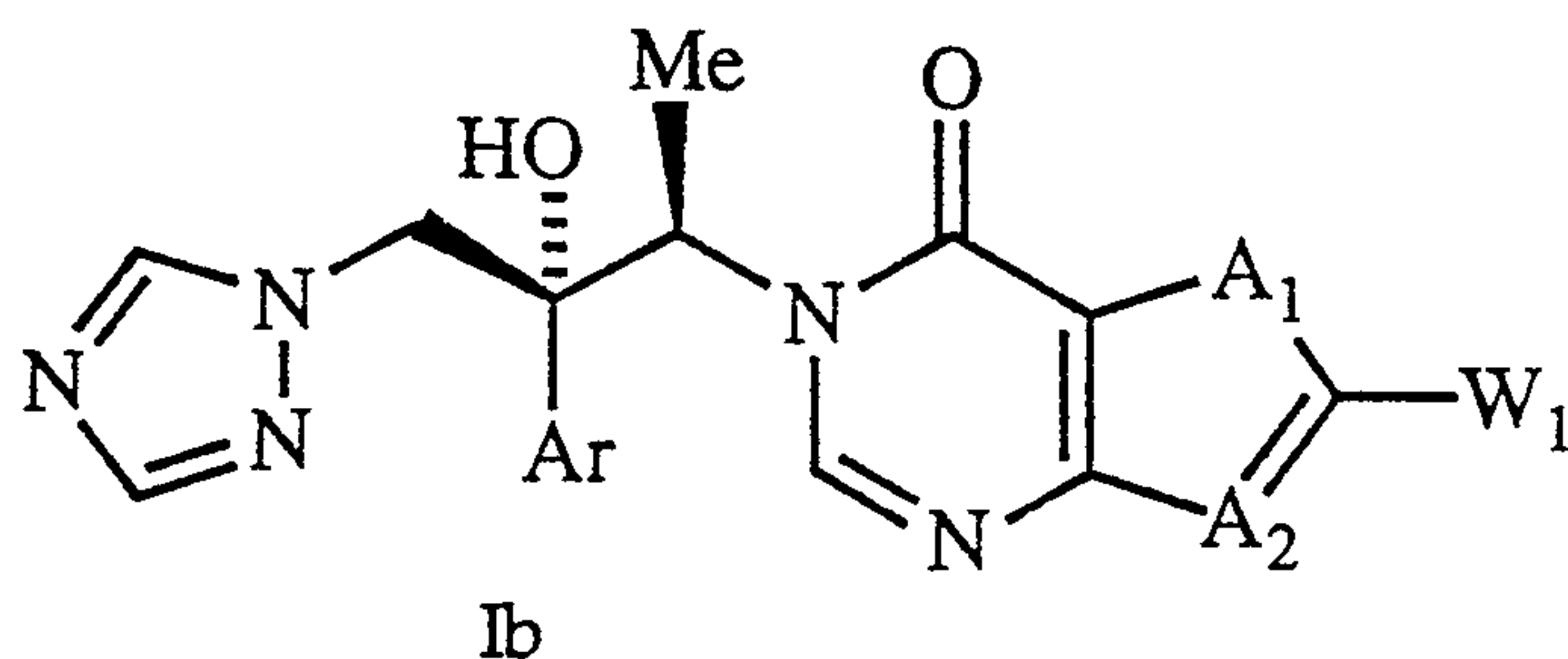
wherein:

Ar represents 2-fluorophenyl, 2,4-dichlorophenyl, 2,4-difluorophenyl, 4-(trifluoromethyl)phenyl or 4-chlorophenyl;

10 W_1 represents 1, 2, 3 or 4 groups independently selected from hydrogen, C_1 - C_4 haloalkyl, C_1 - C_4 haloalkoxy, halogen, cyano, a group $-C(=NR_4)NHR_7$, a group $-C(=NR_7)OR_4$, and moreover one of the groups W_1 can also represent a group $-X-R_8$ or a group of formula (i)-(iv), wherein W_1 can be on any available position of the benzene ring; and

15 the stereochemistry of the compounds is (1*R*,2*R*).

Another particularly preferred class of compounds of formula I are those compounds of formula Ib



wherein:

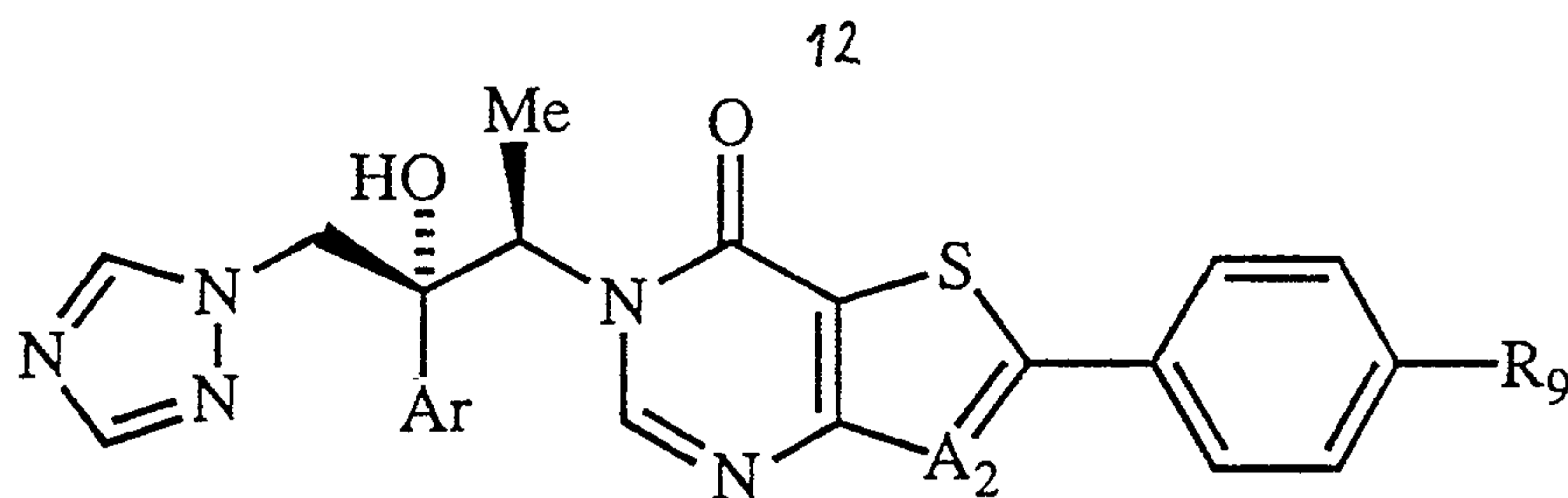
Ar represents 2-fluorophenyl, 2,4-dichlorophenyl, 2,4-difluorophenyl, 4-(trifluoromethyl)phenyl or 4-chlorophenyl;

A_1 is S, O or NMe;

25 A_2 is CH, CMe or N;

W_1 represents hydrogen, halogen, C_1 - C_4 haloalkyl, C_1 - C_4 haloalkoxy, cyano, a group $-C(=NR_4)NHR_7$, a group $-C(=NR_7)OR_4$, or a group $-R_8$; and the stereochemistry of the compounds is (1*R*,2*R*).

30 A specially preferred group of compounds within compounds of formula Ib are those compounds represented by the formula



wherein:

Ar represents 2-fluorophenyl, 2,4-dichlorophenyl, 2,4-difluorophenyl,
5 4-(trifluoromethyl)phenyl or 4-chlorophenyl;

A₂ is CH, CMe or N;

R₉ is halogen, C₁-C₄ haloalkyl, C₁-C₄ haloalkoxy, cyano, nitro, a group
-SO₂R₆, a group -C(=NR₄)NHR₇, or a group -C(=NR₇)OR₄; and
the stereochemistry of the compounds is (1*R*,2*R*).

10 The compounds of formula I contain one or more basic nitrogen atoms
and, consequently, they can form salts with acids, which are also included in
the present invention. There is no limitation on the nature of these salts,
provided that, when used for therapeutic purposes, they are pharmaceutically
acceptable, which, as is well-known in the art, means that they do not have
15 reduced activity (or unacceptable reduced activity) or increased toxicity (or
unacceptable increased toxicity) compared with the free compounds. Examples
of these salts include: salts with an inorganic acid such as hydrochloric acid,
hydrobromic acid, hydriodic acid, nitric acid, perchloric acid, sulfuric acid or
phosphoric acid; and salts with an organic acid, such as methanesulfonic acid,
20 trifluoromethanesulfonic acid, ethanesulfonic acid, benzenesulfonic acid, *p*-
toluenesulfonic acid, fumaric acid, oxalic acid, maleic acid; and other mineral
and carboxylic acids well known to those skilled in the art. The salts are
prepared by reacting the free base with a sufficient amount of the desired acid
to produce a salt in the conventional manner. Free bases and their salts differ
25 in certain physical properties, such as solubility, but they are equivalent for the
purposes of the invention.

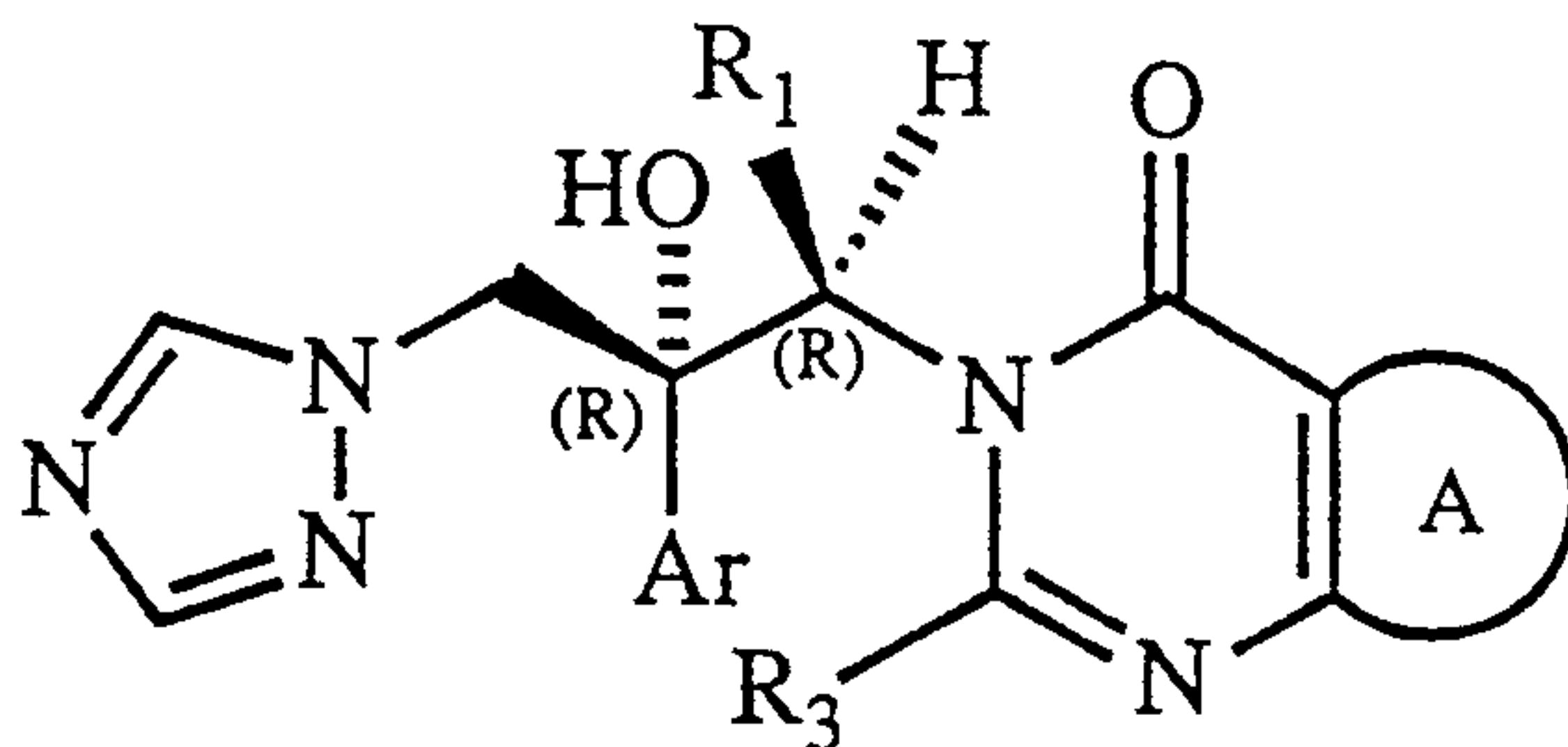
Some compounds of the present invention can exist in solvated form,
including hydrated forms. In general, the solvated forms, with
pharmaceutically acceptable solvents such as water, ethanol and the like, are
30 equivalent to the unsolvated forms for the purposes of the invention.

The compounds of formula I contain one or more asymmetric carbons
and, consequently, can exist as different stereoisomers. The present invention
covers both each of the individual stereoisomers and their mixtures. When
R₁ is C₁-C₄ alkyl and R₂ is hydrogen, those compounds of formula I wherein

2201477

13

the absolute configuration of the carbon atoms to which the Ar and R₁ groups are bonded is (R,R) are preferred, i.e. compounds of formula:



5

Diastereoisomers can be separated by conventional techniques such as chromatography or fractional crystallization. The optical isomers can be resolved using any of the conventional techniques of optical resolution to give optically pure isomers. Such a resolution can be performed in any chiral synthetic intermediate as well as in the products of general formula I. The optically pure isomers can also be individually obtained using enantiospecific synthesis. We have obtained the optically pure (R,R) isomers starting from optically pure amine II, prepared following the general procedure described in *J.Org.Chem*, 1995, 60, 3000-3012. As stated above, the present invention covers the individual isomers as well as their mixtures (e.g. racemic mixtures), whether as obtained by synthesis or by physically mixing them up.

Some of the compounds of formula I may present tautomerism. For example, when the compounds of the present invention contain an amidino group of formula -C(=NR₄)NHR₇, the following tautomeric structures may exist in equilibrium:



all of which are encompassed by the present invention.

The compounds of formula I can be prepared using the procedures described below. The precise method used for the preparation of a given compound may vary depending on its chemical structure.

In general, compounds of formula I can be prepared by reacting an amine of formula II first with an acid of formula III in the presence of an appropriate condensing agent, for example dicyclohexylcarbodiimide, alone or in combination with 1-hydroxybenzotriazole, in a polar solvent, such as a substituted amide (for example N-methylpyrrolidone or dimethylformamide), an ether (for example tetrahydrofuran or dioxane) or

30

diglyme, at a temperature preferably comprised between 0°C and 100°C, and then with a reactive derivative of an acid R₃CO₂H, such as its alkyl imidate (for example the methyl or ethyl imidate), its amidine, its acid chloride, its anhydride or its orthoester, at a temperature that favours the elimination of water, alcohol or ammonia (depending on the case), generally above 50°C. If desired, it is also possible to use the acid R₃CO₂H as such; in this case it is necessary to use two equivalents of the dehydrating agent.

Alternatively, some compounds of formula I may also be obtained by reaction of an amine of formula II with a compound of formula IV in a polar solvent, such as a substituted amide (for example N-methylpyrrolidone or dimethylformamide) or an ether (for example tetrahydrofuran), at a temperature preferably between room temperature and that of the refluxing solvent. Compounds of formula IV can be obtained by reacting a compound of formula III with an anhydride (R₃CO)₂O or, when in a compound of formula IV R₃ is hydrogen, by reacting the N-formyl derivative of III with a dehydrating agent such as dicyclohexylcarbodiimide or acetic anhydride.

Moreover, some compounds of formula I can also be prepared by interconversion from another compound of formula I in one or a plurality of steps.

Thus, it is possible to use a group W to generate other groups W by reactions well known in organic chemistry, such as the reactions listed below. These reactions are mentioned here only as illustrative examples of the several procedures which can be used to interconvert compounds of the present invention and are not intended to limit the scope of the preparation of compounds of formula I in any way. For example, a nitro group can be reduced to an amino group, for example by hydrogenation in the presence of a catalyst such as Pd/C in a suitable solvent such as an alcohol, for example ethanol, at a temperature between room temperature and that of the refluxing solvent and at a pressure preferably between atmospheric pressure and 10 atm. A thioether group can be oxidized to a sulfinyl or sulfonyl group by treatment with a suitable oxidising agent. For example, a thioether group can be oxidized to a sulfonyl group by treatment with *m*-chloroperbenzoic acid in a suitable solvent such as a halogenated hydrocarbon at a temperature preferably between 0°C and room temperature. An amino group can be acylated by treatment for example with an anhydride, such as acetic anhydride or trifluoroacetic anhydride, under the usual conditions. Moreover, an amino group can be converted to a group of formula (i) by treatment with phenyl chloroformate, subsequent reaction of the phenyl carbamate thus obtained

with hydrazine and finally cyclisation of the resulting semicarbazide with formamidine or acetamidine in a suitable solvent such as dimethylformamide at a temperature between room temperature and that of the refluxing solvent. A nitrile group can be converted to a tetrazole group by
5 treatment with a suitable azide such as sodium azide or ammonium azide (which may be prepared *in situ* from sodium azide and ammonium chloride) in a suitable solvent such as a polar solvent, for example dimethylformamide or N-methylpyrrolidone, at a temperature preferably between room temperature and that of the refluxing solvent. Another example of
10 interconversion is the N-alkylation of a group of formula (i) or a tetrazole by treatment with the corresponding alkyl halide in the presence of a base such as potassium or cesium carbonate in a suitable aprotic solvent such as dimethylformamide. An amino group can also be converted to a bromo or
15 iodo atom by treatment with sodium nitrite in the presence of an acid such as hydrobromic or hydrochloric acid in a suitable solvent such as water at a temperature preferably comprised between -15 and +10°C to give the corresponding diazonium salt and subsequent reaction with CuBr or KI respectively, at a temperature comprised between room temperature and that of the refluxing solvent. A nitrile group can also be converted to a carbamoyl
20 group by bubbling HCl gas in an alcohol, such as methanol, to give the intermediate alkyl imidate, and subsequently treating this alkyl imidate with aqueous HCl. An alkyl imidate group can also be converted to an amino(imino)methyl group by reaction with an amine using the corresponding alkanol as solvent. Moreover, a halogen atom, for example
25 bromo or iodo, can be converted to an aromatic group of formula -R₈ by a coupling reaction between the corresponding haloderivative and a boronic acid or ester of formula (RO)₂B-R₈ (wherein R represents hydrogen or C₁₋₄ alkyl) in the presence of a palladium catalyst such as Pd(OAc)₂ or Pd(PPh₃)₄ in a suitable solvent such as dimethoxyethane at a temperature preferably
30 between room temperature and that of the refluxing solvent.

Moreover, when W represents a fluorine atom, this can be used to introduce a great variety of new groups W by substitution reactions. As examples of these reactions we can mention: the conversion into a C₁₋₄ alkoxy, C₁₋₄ haloalkoxy, -OR₈, -SR₆ or -SR₈ group by treatment with an
35 alkaline metal salt of the corresponding alcohol or thiol, for example the sodium salt, in a suitable aprotic solvent such as N-methylpyrrolidone at a temperature between room temperature and that of the refluxing solvent; the introduction of a triazole or an imidazole group, by treatment of the

fluoroderivative with the sodium salt of triazole or imidazole in the same experimental conditions; the conversion into an amine (-NR₄R₅, 1-pyrrolidine, morpholine, -NR₄R₈, a group of formula (ii) or a group of formula (iii)) by treatment with the corresponding amine in a suitable aprotic solvent such as N-methylpyrrolidone at a temperature between room temperature and that of the refluxing solvent.

Similar procedures can be used when W represents a group -X-R₈ to modify the substituents R₉ on the phenyl ring R₈.

Amines of formula II can be prepared as described in *Chem. Pharm. Bull.*, 1990, 38(9), 2476-2486, or in *J.Org.Chem.*, 1995, 60, 3000-3012.

Acids of formula III and of formula R₃COOH or derivatives thereof are commercially available, widely described in the literature or can be prepared by methods analogous to those known in the art. For example, 1-aryl-5-aminopyrazole-4-carboxylic acids can be prepared by reacting ethyl ethoxymethylenecyanoacetate with the corresponding arylhydrazine, followed by hydrolysis under basic conditions, according to the procedure described in *Bull.Soc.Chim.Fr.*, 1970, 7, 2717. 5-Aryl-3-aminothiophene-2-carboxylic acids can be prepared by reacting a suitable β-chlorocinnamionitrile with ethyl thioglycolate in the presence of a base, followed by alkaline hydrolysis, as described in *Synthesis*, 1984, 275.

According to the activity of the compounds of formula I, the present invention further provides compositions that contain a compound of the present invention, together with an excipient and optionally other auxiliary agents, if necessary. The compounds of the present invention can be administered in different pharmaceutical preparations, the precise nature of which will depend, as it is well known, upon the chosen route of administration and the nature of the pathology to be treated.

Thus, solid compositions according to the present invention for oral administration include compressed tablets, dispersible powders, granules and capsules. In tablets, the active component is admixed with at least one inert diluent such as lactose, starch, mannitol, microcrystalline cellulose or calcium phosphate; granulating and disintegrating agents for example corn starch, gelatine, microcrystalline cellulose or polyvinylpyrrolidone; and lubricating agents for example magnesium stearate, stearic acid or talc. The tablets may be coated by known techniques to delay disintegration and absorption in the gastrointestinal tract and, thereby, provide a sustained action over a longer period. Gastric film-coated or enteric film-coated tablets can be made with sugar, gelatin, hydroxypropylcellulose, or acrylic resins.

Tablets with a sustained action may also be obtained using an excipient which provides regressive osmosis, such as the galacturonic acid polymers. Formulations for oral use may also be presented as hard capsules of absorbable material, such as gelatin, wherein the active ingredient is mixed
5 with an inert solid diluent and lubricating agents, or pasty materials, such as ethoxylated saturated glycerides. Soft gelatin capsules are also possible wherein the active ingredient is mixed with water or an oily medium, for example peanut oil, liquid paraffin or olive oil.

Dispersible powders and granules suitable for the preparation of a
10 suspension by the addition of water provide the active ingredient in admixture with a dispersing or wetting agent; a suspending agent, such as sodium carboxymethylcellulose, methylcellulose, hydroxypropyl-methylcellulose, sodium alginate, polyvinylpyrrolidone, gum tragacanth, xantham gum, gum acacia, and one or more preservatives, such as methyl or
15 *n*-propyl *p*-hydroxybenzoate. Additional excipients, for example sweetening, flavoring and coloring agents may also be present.

Liquid compositions for oral administration include emulsions, solutions, suspensions, syrups and elixirs containing commonly used inert diluents, such as distilled water, ethanol, sorbitol, glycerol, or propylene
20 glycol. Aqueous solutions can also be prepared using β -cyclodextrins, such as hydroxypropyl- β -cyclodextrin. Such compositions may also comprise adjuvants such as wetting agents, suspending agents, sweetening, flavoring, perfuming, preserving agents and buffers.

Other compositions for oral administration include spray
25 compositions, which may be prepared by known methods. The spray compositions will contain a suitable propellant.

Preparations for injection, according to the present invention, for parenteral administration include sterile aqueous or non-aqueous solutions, suspensions or emulsions, in a non-toxic parentally-acceptable diluent or
30 solvent. Examples of aqueous solvents or suspending media are distilled water for injection, Ringer's solution, and isotonic sodium chloride solution. Aqueous solutions can also be prepared using β -cyclodextrins, such as hydroxypropyl- β -cyclodextrin. Examples of non-aqueous solvents or suspending media are propylene glycol, polyethylene glycol, vegetable oils
35 such as olive oil, or alcohols such as ethanol. These compositions may also include adjuvants such as wetting, preserving, emulsifying and dispersing agents. They may be sterilized by one of the known methods or manufactured in the form of sterile solid compositions which can be dissolved in sterile

water or some other sterile injectable medium immediately before use. When all of the components are sterile, the injectables will maintain the sterility if they are manufactured in sterile environment.

Preparations for vaginal administration according to the present invention include tablets, capsules, softgels, moulded pessaries, creams, foams and vaginal douches. Vaginal tablets provide the active component in admixture with lactose, microcrystalline cellulose, pregelatinized starch, polyvidone and magnesium stearate as typical excipients. Soft gelatin capsules (softgels) can be made dispersing the active ingredient in an oily medium, for example liquid paraffin, dimethylpolysiloxane 1000 or hydrogenated soybean oil. Moulded pessaries provide the active ingredient in admixture with a suitable synthetic or semisynthetic base (such as Suppocire® or Novata® types). Low viscosity saturated C₈ to C₁₂ fatty acid glycerides and colloidal silice are also added to improve incorporation and to prevent sedimentation of the active ingredient. Vaginal creams can be prepared as emulsions, with sufficient viscosity to retain their integrity and adhere to the vaginal cavity. Neutral fats, fatty acids, waxes, mineral oils and fatty acid esters can be used as the oily phase. Water, glycerine, sorbitol solution and polyethylene glycol are suitable excipients for the aqueous phase. Non-ionic emulsifying agents like polyethylene glycol ethers may also be used, and such compositions may also contain preserving, buffering and stiffening agents. Foaming systems can be made using a foamer (dispenser) that is able to transform a solution into a foam. Such systems may include cosolvents, buffers, preservatives, foam stabilizers and perfumes in an aqueous vehicle. Vaginal douches may contain cosolvents, preservatives, buffers and perfuming agents in a surfactant rich aqueous solution.

A compound of the invention may also administered in the form of suppositories for rectal administration of the drug, or as creams, ointments, pastes, lotions, gels, sprays, foams, aerosols, solutions, suspensions or powders for topical use. Such compositions are prepared following conventional procedures well known to those skilled in the art.

A compound of the invention may also be administered as a hair or body shampoo. These formulations may be prepared using suitable ionic and/or amphoteric surface-active agents such as sodium laureth sulfate, triethanolamine laureth sulfate, cocoamidopropyl betaine; thickening agents for example cocamide DEA, carbomer, sodium chloride and polyethylene glycol 6000 distearate; and optionally, emolient and superfatting agents, buffers, and preserving and perfuming agents.

19

The dosage and frequency of dose may vary depending upon the nature and severity of the fungal disease, symptoms, age and body weight of the patient, as well as upon the route of administration. In general, the compounds of the invention will be administered orally or parenterally at a dosage ranging from 0.01 mg/Kg/day to 100 mg/Kg/day, which can be administered as a single dose or as divided doses.

Following are some representative preparations for tablets, capsules, syrups, aerosols and injectables. They can be prepared following standard procedures and they are useful in the treatment of fungal diseases.

10 Tablets

Compound of formula I	100	mg
Dibasic calcium phosphate	125	mg
Sodium starch glycolate	10	mg
Talc	12.5	mg
15 Magnesium stearate	2.5	mg
<hr/>		
	250.0	mg

Hard gelatin capsules

20 Compound of formula I	100	mg
Lactose	197	mg
Magnesium stearate	3	mg
<hr/>		
	300	mg

25

Syrup

Compound of formula I	0.4	g
Sucrose	45	g
Flavouring agent	0.2	g
30 Sweetening agent	0.1	g
Water to	100	mL

Aerosol

Compound of formula I	4	g
35 Flavouring agent	0.2	g
Propylene glycol to	100	mL
Suitable propellant to	1	unit

20

Injectable preparation 1

	Compound of formula I	100	mg
	Benzylic alcohol	0.05	mL
	Propylene glycol	1	mL
5	Water to	5	mL

Injectable preparation 2

	Compound of formula I	100	mg
	Hydroxypropyl- β -cyclodextrin	1	g
10	Sodium chloride	90	mg
	Water to	10	mL

The following examples illustrate, but do not limit, the scope of the present invention.

15

EXAMPLE 1

(1*R*,2*R*)-7-Chloro-3-[2-(2,4-difluorophenyl)-2-hydroxy-1-methyl-3-(1*H*-1,2,4-triazol-1-yl)propyl]quinazolin-4(3*H*)-one

To a solution of (2*R*,3*R*)-3-amino-2-(2,4-difluorophenyl)-1-(1*H*-1,2,4-triazol-1-yl)-2-butanol (250 mg, 0.93 mmol) (obtained as described in Bartrolí et al *J.Org.Chem*, 1995, 60, 3000-3012) in NMP (5 mL) was added HOBT (132 mg, 0.98 mmol, 1.05 eq). Next, 4-chloroanthranilic acid (160 mg, 0.93 mmol, 1 eq) and DCC (202 mg, 0.98 mmol, 1.05 eq) was added and the mixture was stirred at room temperature for 18 h. Then, formamidine acetate (437 mg, 4.19 mmol, 4.5 eq) was added and the mixture was heated at 130 °C for 24 h. Water (75 mL) was added and the solid formed was collected by filtration and was then partitioned between aqueous 1N NaOH solution and EtOAc. The aqueous phase was discarded and the organic phase was washed with brine, dried over Na₂SO₄, filtered, concentrated and the residue purified by flash chromatography (hex: EtOAc 1:5) and recrystallized from a EtOAc: hexane: ether mixture to give the title product (268 mg, 67%) as a white solid: mp 116-122 °C; ¹H NMR (80 MHz, CDCl₃) δ (TMS) 8.57 (s, 1H, N=CH-N), 8.26 (d, *J*=8.5Hz, 1H, arom), 7.74 (s, 2H, triazole), 7.7-7.3 (m, 3H, arom), 6.9-6.7 (m, 2H, arom), 5.91 (dq, *J*_d=2, *J*_q=7, 1H, MeCH), 5.53 (d, *J*=2, 1H, OH), 5.14 (d, *J*=14, 1H, CH(H)), 4.00 (d, *J*=14, 1H, CH(H)), 1.29 (d, *J*=7, 3H, CHMe); GC/MS 224 (Tr-CH₂COHAr, C₁₀H₈F₂N₃O), 207 (N-ethylheterocycle, C₁₀H₉ClN₂O); [α]_D = -7.9° (c 1, CHCl₃). Analysis calculated for C₂₀H₁₆ClF₂N₅O₂: C 55.63; H 3.73; N 16.22. Found: C 55.23; H 4.09; N 16.13.

20

25

30

35

EXAMPLE 2

21

(1*R*,2*R*)-7-Cyano-3-[2-(2,4-difluorophenyl)-2-hydroxy-1-methyl-3-(1*H*-1,2,4-triazol-1-yl)propyl]quinazolin-4(3*H*)-one

Following a similar procedure to that described in example 1 but using 4-cyanoanthranilic acid (prepared as described in Chan et al. *J. Am. Chem. Soc.* 1977, 99, 6721) the title compound was obtained as a white solid: mp 168-169 °C; ¹H NMR (300 MHz, CDCl₃) δ (TMS) 8.64 (s, 1H, N=CH-N), 8.43 (d, *J*=8.2, 1H, arom), 8.08 (d, *J*=1.1, 1H, arom), 7.76 (s, 1H, triazole), 7.74 (s, 1H, triazole), 7.73 (dd, *J*= 1.5, *J*=8.2, 1H, arom), 7.47 (dt, *J*_d=6.4, *J*_t=8.8, 1H, arom), 6.9-6.8 (m, 2H, arom), 5.91 (dq, *J*_d=1.2, *J*_q=7.3, 1H, MeCH), 5.60 (d, *J*=1.3, 1H, OH), 5.13 (d, *J*=14.1, 1H, CH(H)), 4.00 (d, *J*=14.1, 1H, CH(H)), 1.31 (d, *J*=7.3, 3H, CHMe); GC/MS 423 (M⁺⁺¹), 198 (C₁₁H₈N₃O), 224 (C₁₀H₈F₂N₃O); [α]_D = -0.95° (c 1, CHCl₃). Analysis calculated for C₂₁H₁₆F₂N₆O₂: C 59.71; H 3.82; N 19.90. Found: C 59.68; H 3.4.15; N 19.56.

EXAMPLE 3

(1*R*,2*R*)-3-[2-(2,4-Difluorophenyl)-2-hydroxy-1-methyl-3-(1*H*-1,2,4-triazol-1-yl)propyl]-7-dimethylaminoquinazolin-4(3*H*)-one

Following a similar procedure to that described in example 1 but using 4-fluoroanthranilic acid and DMF as solvent the title compound was obtained as a white solid: mp 201-201 °C; ¹H NMR (80 MHz, CDCl₃) δ (TMS) 8.45 (s, 1H, N=CH-N), 8.15 (d, *J*=8, 1H, arom), 7.75 (s, 1H, triazole), 7.72 (s, 1H, triazole), 7.7-7.3 (m, arom), 7.1-6.5 (m, arom), 5.92 (dq, *J*_d=2, *J*_q=7.3, 1H, MeCH), 5.43 (d, *J*=2, 1H, OH), 5.18 (d, *J*=14, 1H, CH(H)), 4.05 (d, *J*=14, 1H, CH(H)), 3.11 (s, 6H, NMe₂), 1.27 (d, *J*=7.3, 3H, CHMe); GC/MS 440 (M⁺), 216 (C₁₂H₁₄N₃O), 224 (C₁₀H₈F₂N₃O); [α]_D = -43° (c 1, CHCl₃). Analysis calculated for C₂₂H₂₂F₂N₆O₂: C 59.99; H 5.03; N 19.08. Found: C 60.07; H 5.32; N 18.88.

EXAMPLE 4

(1*R*,2*R*)-3-[2-(2,4-Difluorophenyl)-2-hydroxy-1-methyl-3-(1*H*-1,2,4-triazol-1-yl)propyl]-7-dimethylamino-6-fluoroquinazolin-4(3*H*)-one

Following a similar procedure to that described in example 1 but using 4,5-difluoroanthranilic acid and DMF as solvent the title compound was obtained as a white solid: mp 197-198 °C; ¹H NMR (80 MHz, CDCl₃) δ (TMS) 8.45 (s, 1H, N=CH-N), 7.91 (s, 1H, arom), 7.74 (broad s, 3H, triazole, arom), 7.7-7.3 (m, 1H, arom), 7.0-6.6 (m, 2H, arom), 5.90 (dq, *J*_d=1.5, *J*_q=7.3, 1H, MeCH), 5.46 (d, *J*=1.5, 1H, OH), 5.16 (d, *J*=14, 1H, CH(H)), 4.00 (d, *J*=14, 1H, CH(H)), 3.06 (s, 6H, NMe₂), 1.25 (d, *J*=7.3, 3H, CHMe); MS 458 (M⁺); [α]_D = -36° (c 1, CHCl₃). Analysis calculated for C₂₂H₂₁F₃N₆O₂.1/2 Et₂O: C 57.64; H 4.62; N 18.33. Found: C 57.59; H 4.82; N 18.01.

EXAMPLE 5

2201477

22

(1R,2R)-3-[2-(2,4-Difluorophenyl)-2-hydroxy-1-methyl-3-(1H-1,2,4-triazol-1-yl)propyl]quinazolin-4(3H)-one

Following a similar procedure to that described in example 1 but using anthranilic acid the title compound was obtained: mp 122-128 °C; ¹H NMR (80 MHz, CDCl₃) δ (TMS) 8.59 (s, 1H, N=CH-N), 8.35 (d, J=8.5, 1H, arom), 8.0-7.4 (m, 6H, triazole, arom), 6.9-6.7 (m, 2H, arom), 5.95 (dq, J_d=1.6, J_q=7, 1H, MeCH), 5.50 (d, J=1.6, 1H, OH), 5.18 (d, J=14, 1H, CH(H)), 4.02 (d, J=14, 1H, CH(H)), 1.31 (d, J=7, 3H, CHMe); [α]_D = -2.9° (c 1, CHCl₃). Analysis calculated for C₂₀H₁₇F₂N₅O₂: C 60.45; H 4.31; N 17.62. Found: C 59.84; H 4.36; N 16.97.

10

EXAMPLE 6

(1R,2R)-8-Chloro-3-[2-(2,4-difluorophenyl)-2-hydroxy-1-methyl-3-(1H-1,2,4-triazol-1-yl)propyl]quinazolin-4(3H)-one

Following a similar procedure to that described in example 1 but using 3-chloroanthranilic acid the title compound was obtained as a white solid: mp 110-113 °C; ¹H NMR (80 MHz, CDCl₃) δ (TMS) 8.73 (s, 1H, N=CH-N), 8.27 (dd, J=1.5, J=8, 1H, arom), 7.84 (dt, J_d=1.5, J_t=7.7, 1H, arom), 7.74 (broad s, 2H, triazole), 7.7-7.3 (m, 2H, arom), 7.0-6.6 (m, 2H, arom), 5.90 (dq, J_d=1.5, J_q=7.3, 1H, MeCH), 5.55 (d, J=1.5, 1H, OH), 5.15 (d, J=14, 1H, CH(H)), 4.00 (d, J=14, 1H, CH(H)), 1.30 (d, J=7.3, 3H, CHMe); [α]_D = -21.8° (c 1, CHCl₃). Analysis calculated for C₂₀H₁₆ClF₂N₅O₂: C 55.63; H 3.73; N 16.22. Found: C 55.92; H 3.76; N 15.88.

20

EXAMPLE 7

(1R,2R)-6-Chloro-3-[2-(2,4-difluorophenyl)-2-hydroxy-1-methyl-3-(1H-1,2,4-triazol-1-yl)propyl]quinazolin-4(3H)-one

Following a similar procedure to that described in example 1 but using 5-chloroanthranilic acid the title compound was obtained as a white solid: mp 188-189 °C; ¹H NMR (80 MHz, CDCl₃) δ (TMS) 8.56 (s, 1H, N=CH-N), 8.30 (t, J=1.3, 1H, arom), 7.75-7.70 (m, 3H, triazole, arom), 7.7-7.3 (m, 2H, arom), 7.0-6.6 (m, 2H, arom), 5.93 (dq, J_d=1.5, J_q=7.3, 1H, MeCH), 5.52 (d, J=1.5, 1H, OH), 5.15 (d, J=14, 1H, CH(H)), 3.98 (d, J=14, 1H, CH(H)), 1.30 (d, J=7.3, 3H, CHMe); [α]_D = +14.6° (c 1, CHCl₃). Analysis calculated for C₂₀H₁₆ClF₂N₅O₂: C 55.63; H 3.73; N 16.22. Found: C 55.65; H 3.75; N 16.10.

30

EXAMPLE 8

(1R,2R)-5-Chloro-3-[2-(2,4-difluorophenyl)-2-hydroxy-1-methyl-3-(1H-1,2,4-triazol-1-yl)propyl]quinazolin-4(3H)-one

Following a similar procedure to that described in example 1 but using 6-chloroanthranilic acid the title compound was obtained as a white solid: mp 114-119 °C; ¹H NMR (300 MHz, CDCl₃) δ (TMS) 8.59 (s, 1H, N=CH-N), 7.79 (s, 1H, triazole), 7.76 (s, 1H, triazole), 7.8-7.5 (m, 3H, arom), 7.50 (dt, J_d=6.4, J_t=8.8,

35

23

1H, arom), 6.9-6.7 (m, 2H, arom), 5.95 (dq, $J_d=1.7$, $J_q=7.3$, 1H, MeCH), 5.58 (d, $J=1.7$, 1H, OH), 5.23 (d, $J=14.2$, 1H, CH(H)), 4.08 (d, $J=14.2$, 1H, CH(H)), 1.29 (d, $J=7.3$, 3H, CHMe); $[\alpha]_D = +39.5^\circ$ (CHCl₃, *c* 1). Analysis calculated for C₂₀H₁₆ClF₂N₅O₂: C 55.63; H 3.73; N 16.22. Found: C 55.41; H 3.87; N 15.51.

5

EXAMPLE 9

(1R,2R)-6,8-Dichloro-3-[2-(2,4-difluorophenyl)-2-hydroxy-1-methyl-3-(1H-1,2,4-triazol-1-yl)propyl]quinazolin-4(3H)-one

Following a similar procedure to that described in example 1 but using 3,5-dichloroanthranilic acid the title compound was obtained as a white solid: mp 158-160 °C; ¹H NMR (80 MHz, CDCl₃) δ (TMS) 8.71 (s, 1H, N=CH-N), 8.24 (d, $J=2.2$, 1H, arom), 7.92 (d, $J=2.2$, 1H, arom), 7.75 (s, 2H, triazole), 7.6-7.1 (m, 1H, arom), 7.0-6.6 (m, 2H, arom), 5.90 (dq, $J_d=1.5$, $J_q=7.3$, 1H, MeCH), 5.58 (d, $J=1.5$, 1H, OH), 5.12 (d, $J=14$, 1H, CH(H)), 3.99 (d, $J=14$, 1H, CH(H)), 1.30 (d, $J=7.3$, 3H, CHMe); $[\alpha]_D = -6.8^\circ$ (*c* 1, CHCl₃). Analysis calculated for C₂₀H₁₅Cl₂F₂N₅O₂: C 51.52; H 3.24; N 15.02. Found: C 51.60; H 3.24; N 14.74.

15

EXAMPLE 10

(1R,2R)-6-Bromo-3-[2-(2,4-difluorophenyl)-2-hydroxy-1-methyl-3-(1H-1,2,4-triazol-1-yl)propyl]quinazolin-4(3H)-one

Following a similar procedure to that described in example 1 but using 5-bromoanthranilic acid the title compound was obtained as a white solid: mp 182-183 °C; ¹H NMR (300 MHz, CDCl₃) δ (TMS) 8.59 (s, 1H, N=CH-N), 8.47 (d, $J=2.2$, 1H, arom), 7.88 (dd, $J=2.2$, $J=8.6$, 1H, arom), 7.78 (s, 1H, triazole), 7.74 (s, 1H, triazole), 7.64 (d, $J=8.6$, 1H, arom), 7.48 (dt, $J_d=6.5$, $J_t=8.8$, 1H, arom), 6.9-6.7 (m, 2H, arom), 5.93 (dq, $J_d=1.7$, $J_q=7.3$, 1H, MeCH), 5.54 (d, $J=1.7$, 1H, OH), 5.16 (d, $J=14.1$, 1H, CH(H)), 4.01 (d, $J=14.1$, 1H, CH(H)), 1.31 (d, $J=7.3$, 3H, CHMe); $[\alpha]_D = +15.9^\circ$ (*c* 1, CHCl₃). Analysis calculated for C₂₀H₁₆BrF₂N₅O₂: C 50.44; H 3.39; N 14.70. Found: C 50.47; H 3.55; N 14.60.

25

EXAMPLE 11

(1R,2R)-6,8-Dibromo-3-[2-(2,4-difluorophenyl)-2-hydroxy-1-methyl-3-(1H-1,2,4-triazol-1-yl)propyl]quinazolin-4(3H)-one

Following a similar procedure to that described in example 1 but using 3,5-dibromoanthranilic acid the title compound was obtained as a white solid: mp 134-135 °C; ¹H NMR (300 MHz, CDCl₃) δ (TMS) 8.75 (s, 1H, N=CH-N), 8.46 (d, $J=2$, 1H, arom), 8.20 (d, $J=2$, 1H, arom), 7.78 (s, 1H, triazole), 7.76 (s, 1H, triazole), 7.49 (dt, $J_d=6.5$, $J_t=8.8$, 1H, arom), 6.9-6.7 (m, 2H, arom), 5.90 (dq, $J_d=1.7$, $J_q=7.3$, 1H, MeCH), 5.58 (d, $J=1.6$, 1H, OH), 5.13 (d, $J=14.1$, 1H, CH(H)), 4.00 (d, $J=14.1$, 1H, CH(H)), 1.31 (d, $J=7.3$, 3H, CHMe); $[\alpha]_D = -10.2^\circ$ (*c* 1, CHCl₃). Analysis calculated for C₂₀H₁₅Br₂F₂N₅O₂: C 43.27; H 2.72; N 12.61. Found: C

35

2201477

24

43.55; H 2.69; N 12.52.

EXAMPLE 12

(1R,2R)-3-[2-(2,4-Difluorophenyl)-2-hydroxy-1-methyl-3-(1H-1,2,4-triazol-1-yl)propyl]-7-fluoroquinazolin-4(3H)-one

5 Following a similar procedure to that described in example 1 but using 4-fluoroanthranilic acid the title compound was obtained as a white solid: mp 106-107 °C; ¹H NMR (300 MHz, CDCl₃) δ (TMS) 8.60 (s, 1H, N=CH-N), 8.37 (dd, J=6.0, J=8.9, 1H, arom), 7.78 (s, 1H, triazole), 7.75 (s, 1H, triazole), 7.49 (dt, J_d=6.5, J_t=8.7, 1H, arom), 7.42 (dd, J=2.4, J=9.4, 1H, arom), 7.27 (dt, J_d=2.5, J_t=8.7, 1H, arom), 6.9-6.7 (m, 2H, arom), 5.94 (dq, J_d=1.7, J_q=7.3, 1H, MeCH), 5.54 (d, J=1.7, 1H, OH), 5.17 (d, J=14.1, 1H, CH(H)), 4.03 (d, J=14.1, 1H, CH(H)), 1.31 (d, J=7.3, 3H, CHMe); [α]_D = -2.0° (c 1, CHCl₃). Analysis calculated for C₂₀H₁₆F₃N₅O₂: C 57.83; H 3.88; N 16.86. Found: C 57.38; H 4.04; N 16.87.

EXAMPLE 13

15 (1R,2R)-3-[2-(2,4-Difluorophenyl)-2-hydroxy-1-methyl-3-(1H-1,2,4-triazol-1-yl)propyl]-5-fluoroquinazolin-4(3H)-one

Following a similar procedure to that described in example 1 but using 6-fluoroanthranilic acid the title compound was obtained as a white solid: mp 94-122 °C; ¹H NMR (300 MHz, CDCl₃) δ (TMS) 8.57 (s, 1H, N=CH-N), 7.78 (s, 1H, triazole), 7.75 (s, 1H, triazole), 7.73 (dd, J=8.2, J=1.5, 1H, arom), 7.8-7.5 (m, 1H, arom), 7.49 (dt, J_d=6.4, J_t=8.8, 1H, arom), 7.20 (ddd, J=1.0, J=8.0, J=10.7, 1H, arom), 6.9-6.7 (m, 2H, arom), 5.96 (dq, J_d=1.7, J_q=7.3, 1H, MeCH), 5.57 (d, J=1.7, 1H, OH), 5.23 (d, J=14.2, 1H, CH(H)), 4.07 (d, J=14.2, 1H, CH(H)), 1.30 (d, J=7.3, 3H, CHMe); [α]_D = +18.1° (c 1, CHCl₃). Analysis calculated for C₂₀H₁₆F₃N₅O₂: C 57.83; H 3.88; N 16.86. Found: C 57.53; H 3.71; N 16.61.

EXAMPLE 14

(1R,2R)-3-[2-(2,4-Difluorophenyl)-2-hydroxy-1-methyl-3-(1H-1,2,4-triazol-1-yl)propyl]-6-fluoroquinazolin-4(3H)-one

30 Following a similar procedure to that described in example 1 but using 5-fluoroanthranilic acid the title compound was obtained as a white solid: mp 192-193 °C; ¹H NMR (300 MHz, CDCl₃) δ (TMS) 8.57 (s, 1H, N=CH-N), 7.98 (dd, J=2.4, J=8.4, 1H, arom), 7.78 (s, 1H, triazole), 7.75 (s, 1H, triazole), 7.8-7.7 (m, 1H, arom), 7.6-7.4 (m, 2H, arom), 6.9-6.7 (m, 2H, arom), 5.95 (dq, J_d=1.7, J_q=7.3, 1H, MeCH), 5.55 (d, J=1.7, 1H, OH), 5.17 (d, J=14.2, 1H, CH(H)), 4.02 (d, J=14.2, 1H, CH(H)), 1.31 (d, J=7.3, 3H, CHMe); [α]_D = -2.3° (c 1, CHCl₃). Analysis calculated for C₂₀H₁₆F₃N₅O₂: C 57.83; H 3.88; N 16.86. Found: C 58.16; H 3.88; N 16.65.

EXAMPLE 15

(1R,2R)-6,7-Difluoro-3-[2-(2,4-difluorophenyl)-2-hydroxy-1-methyl-3-(1H-1,2,4-

triazol-1-yl)propyl]quinazolin-4(3H)-one

Following a similar procedure to that described in example 1 but using 4,5-difluoroanthranilic acid the title compound was obtained as a white solid: mp 212-213 °C; ¹H NMR (300 MHz, CDCl₃) δ (TMS) 8.56 (s, 1H, N=CH-N), 8.09 (dd, J=8.4, J=9.9, 1H, arom), 7.77 (s, 1H, triazole), 7.74 (s, 1H, triazole), 7.54 (dd, J=7.0, J=9.9, 1H, arom), 7.6-7.4 (m, 1H, arom), 6.9-6.7 (m, 2H, arom), 5.89 (dq, J_d=1.7, J_q=7.3, 1H, MeCH), 5.55 (d, J=1.6, 1H, OH), 5.14 (d, J=14.2, 1H, CH(H)), 3.99 (d, J=14.2, 1H, CH(H)), 1.29 (d, J=7.3, 3H, CHMe); GC/MS 224 (Tr-CH₂COHAr, C₁₀H₈F₂N₃O), 210 (N-ethylheterocycle, C₁₀H₈F₂N₂O); [α]_D = -4.2° (c 0.4, CHCl₃). Analysis calculated for C₂₀H₁₅F₄N₅O₂: C 55.43; H 3.49; N 16.16. Found: C 55.41; H 3.57; N 16.00.

EXAMPLE 16

(1R,2R)-3-[2-(2,4-Difluorophenyl)-2-hydroxy-1-methyl-3-(1H-1,2,4-triazol-1-yl)propyl]-7-trifluoromethylquinazolin-4(3H)-one

Following a similar procedure to that described in example 1 but using 4-trifluoromethylanthranilic acid (obtained according to US 4,307,113) and recrystallizing the final product from acetonitrile the title compound was obtained as a white solid: mp 142-143 °C; ¹H NMR (300 MHz, CDCl₃) δ (TMS) 8.65 (s, 1H, N=CH-N), 8.46 (d, J=8.3, 1H, arom), 8.04 (s, 1H, arom), 7.76 (s, 1H, triazole), 7.74 (d, J=8.6, 1H, arom), 7.73 (s, 1H, triazole), 7.48 (q, J=8.5, 1H, arom), 6.9-6.7 (m, 2H, arom), 5.94 (dq, J_d=1.5, J_q=7.3, 1H, MeCH), 5.57 (d, J=1.5, 1H, OH), 5.15 (d, J=14.1, 1H, CH(H)), 4.00 (d, J=14.2, 1H, CH(H)), 1.31 (d, J=7.3, 3H, CHMe); [α]_D = +4.2° (c 1, CHCl₃). Analysis calculated for C₂₁H₁₆F₅N₅O₂: C 54.20; H 3.47; N 15.05. Found: C 54.38; H 3.82; N 14.96.

EXAMPLE 17

(1R,2R)-3-[2-(2,4-Difluorophenyl)-2-hydroxy-1-methyl-3-(1H-1,2,4-triazol-1-yl)propyl]-7-(2,2,3,3-tetrafluoropropoxy)quinazolin-4(3H)-one

A solution of 2,2,3,3-tetrafluoropropanol (381 mg, 2.9 mmol) in anhydrous NMP (10 mL) was treated with NaH (55% in hexane, 126 mg, 2.9 mmol) for 10 min at room temperature. Once H₂ ceased to evolve, (1R,2R)-3-[2-(2,4-difluorophenyl)-2-hydroxy-1-methyl-3-(1H-1,2,4-triazol-1-yl)propyl]-7-fluoroquinazolin-4(3H)-one (400 mg, 0.96 mmol, obtained in example 12) was added and the mixture was stirred at 120 °C overnight. Once the reaction was completed, water and EtOAc were added. The aqueous phase was separated and reextracted with further EtOAc. The combined organic extracts were washed with water and brine, dried over anhydrous Na₂SO₄, filtered, concentrated and purified by flash chromatography to give the title compound as an amorphous white solid (200 mg, 48%): ¹H NMR (300 MHz, CDCl₃) δ

26

(TMS) 8.56 (s, 1H, N=CH-N), 8.29 (d, $J=9.5$, 1H, arom), 7.76 (s, 1H, triazole), 7.74 (s, 1H, triazole), 7.48 (dt, $J_d=6.5$, $J_t=8.8$, 1H, arom), 7.15 (m, 2H, arom), 6.9-6.7 (m, 2H, arom), 6.08 (tt, $J=4.5$, $J=53$, 1H, CHF₂), 5.92 (dq, $J_d=2$, $J_q=7.3$, 1H, MeCH), 5.51 (d, $J=1.5$, 1H, OH), 5.16 (d, $J=14.3$, 1H, CH(H)), 4.49 (tt, $J=1.5$, $J=12$, 2H, CH₂), 4.01 (d, $J=14.3$, 1H, CH(H)), 1.29 (d, $J=7.3$, 3H, CHMe); GC/MS 304 (N-ethylheterocycle group, C₁₃H₁₂F₄N₂O₂), 224 (Tr-CH₂COHAr, C₁₀H₈F₂N₃O); $[\alpha]_D = -16.7^\circ$ (c 1, CHCl₃). Analysis calculated for C₂₃H₁₉F₆N₅O₃: C 52.38; H 3.63; N 13.28. Found: C 51.84; H 3.68; N 12.29.

EXAMPLE 18

1 0 (1R,2R)-3-[2-(2,4-Difluorophenyl)-2-hydroxy-1-methyl-3-(1H-1,2,4-triazol-1-yl)propyl]-7-(2-fluoroethoxy)quinazolin-4(3H)-one

Following the procedure described in example 17 but using 2-fluoroethanol the title compound was obtained as a white solid: mp 191-194 °C; ¹H NMR (300 MHz, CDCl₃) δ (TMS) 8.54 (s, 1H, N=CH-N), 8.29 (d, $J=9.5$, 1H, arom), 7.76 (s, 1H, triazole), 7.73 (s, 1H, triazole), 7.48 (dt, $J_d=6.5$, $J_t=8.8$, 1H, arom), 7.3-7.1 (m, 2H, arom), 6.9-6.7 (m, 2H, arom), 5.93 (dq, $J_d=2$, $J_q=7.3$, 1H, MeCH), 5.49 (d, $J=1.5$, 1H, OH), 5.17 (d, $J=14.3$, 1H, CH(H)), 4.90 (t, $J=4$, 1H), 4.75 (t, $J=4$, 1H), 4.40 (t, $J=4$, 1H), 4.31 (t, $J=4$, 1H), 4.02 (d, $J=14.3$, 1H, CH(H)), 1.29 (d, $J=7.3$, 3H, CHMe); GC/MS 236 (N-ethylheterocycle, C₁₂H₁₃FN₂O₂), 224 (Tr-CH₂COHAr, C₁₀H₈F₂N₃O); $[\alpha]_D = -22.9^\circ$ (c 1, CHCl₃). Analysis calculated for C₂₂H₂₀F₃N₅O₃: C 57.52; H 4.39; N 15.24. Found: C 57.77; H 4.57; N 14.36.

EXAMPLE 19

(1R,2R)-7-(2,2-Difluoroethoxy)-3-[2-(2,4-difluorophenyl)-2-hydroxy-1-methyl-3-(1H-1,2,4-triazol-1-yl)propyl]quinazolin-4(3H)-one

2 5 Following the procedure described in example 17 but using 2,2-difluoroethanol the title compound was obtained as a white solid: mp 96-102 °C; ¹H NMR (300 MHz, CDCl₃) δ (TMS) 8.55 (s, 1H, N=CH-N), 8.27 (d, $J=9.5$, 1H, arom), 7.76 (s, 1H, triazole), 7.73 (s, 1H, triazole), 7.49 (dt, $J_d=6.5$, $J_t=8.8$, 1H, arom), 7.15 (m, 2H, arom), 6.9-6.7 (m, 2H, arom), 6.16 (tt, $J=4$, $J=55$, 1H, CHF₂), 5.93 (dq, $J_d=2$, $J_q=7.3$, 1H, MeCH), 5.50 (d, $J=1.5$, 1H, OH), 5.16 (d, $J=14.3$, 1H, CH(H)), 4.32 (dt, $J_d=4$, $J_t=13$, 2H, OCH₂), 4.02 (d, $J=14.3$, 1H, CH(H)), 1.29 (d, $J=7.3$, 3H, CHMe); GC/MS 254 (N-ethylheterocycle, C₁₂H₁₂F₂N₂O₂), 224 (Tr-CH₂COHAr, C₁₀H₈F₂N₃O); $[\alpha]_D = -25.7^\circ$ (c 1, CHCl₃). Analysis calculated for C₂₂H₁₉F₄N₅O₃: C 55.35; H 4.01; N 14.67. Found: C 55.25; H 4.35; N 14.29.

3 5

EXAMPLE 20

(1R,2R)-3-[2-(2,4-Difluorophenyl)-2-hydroxy-1-methyl-3-(1H-1,2,4-triazol-1-yl)propyl]-7-(2,2,2-trifluoroethoxy)quinazolin-4(3H)-one

Following the procedure described in example 17 but using 2,2,2-

27

trifluoroethanol the title product was obtained as a white amorphous solid: ¹H NMR (300 MHz, CDCl₃) δ (TMS) 8.56 (s, 1H, N=CH-N), 8.29 (d, *J*=8.8, 1H, arom), 7.76 (s, 1H, triazole), 7.74 (s, 1H, triazole), 7.4-7.1 (m, 3H, arom), 6.9-6.7 (m, 2H, arom), 5.93 (dq, *J*_d=2, *J*_q=7.3, 1H, MeCH), 5.51 (d, *J*=1.5, 1H, OH), 5.16 (d, *J*=14.3, 1H, CH(H)), 4.49 (q, *J*=7.9, 2H, CH₂), 4.02 (d, *J*=14.3, 1H, CH(H)), 1.29 (d, *J*=7.3, 3H, CHMe); GC/MS 272 (*N*-ethylheterocycle, C₁₂H₁₁F₃N₂O₂), 224 (Tr-CH₂COHAr, C₁₀H₈F₂N₃O); [α]_D = -22.9° (*c* 1, CHCl₃).

EXAMPLE 21

10 (1*R*,2*R*)-3-[2-(2,4-Difluorophenyl)-2-hydroxy-1-methyl-3-(1*H*-1,2,4-triazol-1-yl)propyl]-8-methoxyquinazolin-4(3*H*)-one

Following a similar procedure to that described in example 1 but using 3-methoxyanthranilic acid the title compound was obtained as a white solid: mp 138-139 °C; ¹H NMR (80 MHz, CDCl₃) δ (TMS) 8.60 (s, 1H, N=CH-N), 7.92 (dd, *J* = 1.3, *J* = 7.7, 1H, arom), 7.74 (s, 1H, triazole), 7.71 (s, 1H, triazole), 7.6-7.3 (m, arom), 7.0-6.6 (m, 2H, arom), 5.95 (dq, *J*_d=1.5, *J*_q=7.3, 1H, MeCH), 5.48 (d, *J*=1.5, 1H, OH), 5.15 (d, *J*=14, 1H, CH(H)), 4.05 (s, 3H, OMe), 3.98 (d, *J*=14, 1H, CH(H)), 1.29 (d, *J*=7.3, 3H, CHMe); [α]_D = -19.7° (*c* 1, CHCl₃). Analysis calculated for C₂₁H₁₉F₂N₅O₃: C 59.01; H 4.48; N 16.39. Found: C 58.81; H 4.78; N 16.00.

EXAMPLE 22

20 (1*R*,2*R*)-3-[2-(2,4-Difluorophenyl)-2-hydroxy-1-methyl-3-(1*H*-1,2,4-triazol-1-yl)propyl]-6,7-dimethoxyquinazolin-4(3*H*)-one

Following a similar procedure to that described in example 1 but using 4,5-dimethoxyanthranilic acid the title compound was obtained as a white solid: mp 157-159°C; ¹H NMR (80 MHz, CDCl₃) δ (TMS) 8.70 (s, 1H, N=CH-N), 7.75 (s, 1H, triazole), 7.73 (s, 1H, triazole), 7.66 (s, 1H, arom), 7.6-7.3 (m, 1H, arom), 7.15 (s, 1H, arom), 7.0-6.5 (m, 2H, arom), 5.97 (dq, *J*_d=1.5, *J*_q=7.3, 1H, MeCH), 5.47 (d, *J*=1.5, 1H, OH), 5.18 (d, *J*=14, 1H, CH(H)), 4.01 (s, 6H, 2 OMe), 3.98 (d, *J*=14, 1H, CH(H)), 1.30 (d, *J*=7.3, 3H, CHMe); [α]_D = -11.7° (*c* 1, CHCl₃). Analysis calculated for C₂₂H₂₁F₂N₅O₄: C 57.77; H 4.63; N 15.31. Found: C 57.83; H 4.86; N 15.21.

EXAMPLE 23

30 (1*R*,2*R*)-3-[2-(2,4-Difluorophenyl)-2-hydroxy-1-methyl-3-(1*H*-1,2,4-triazol-1-yl)propyl]-8-methylquinazolin-4(3*H*)-one

Following a similar procedure to that described in example 1 but using 3-methylantranilic acid the title compound was obtained as a white solid: mp 141-144°C; ¹H NMR (80 MHz, CDCl₃) δ (TMS) 8.63 (s, 1H, N=CH-N), 8.20 (dd, *J*=1.5, *J*=8, 1H, arom), 7.76 (s, 1H, triazole), 7.72 (s, 1H, triazole), 7.8-7.3 (m, 3H, arom), 7.0-6.5 (m, 2H, arom), 5.95 (dq, *J*_d=1.5, *J*_q=7.3, 1H, MeCH), 5.48 (d,

28

$J=1.5$, 1H, OH), 5.19 (d, $J=14$, 1H, CH(H)), 3.98 (d, $J=14$, 1H, CH(H)), 2.66 (s, 3H, Me), 1.31 (d, $J=7.3$, 3H, CHMe); $[\alpha]_D = -49.3^\circ$ (c 1, CHCl₃). Analysis calculated for C₂₁H₁₉F₂N₅O₂: C 61.31; H 4.66; N 17.02. Found: C 61.72; H 4.83; N 16.87.

EXAMPLE 24

5 (1R,2R)-3-[2-(2,4-Difluorophenyl)-2-hydroxy-1-methyl-3-(1H-1,2,4-triazol-1-yl)propyl]-6-methylquinazolin-4(3H)-one

Following a similar procedure to that described in example 1 but using 5-methylanthranilic acid the title compound was obtained as a white solid: mp 189-190°C; ¹H NMR (80 MHz, CDCl₃) δ (TMS) 8.53 (s, 1H, N=CH-N), 8.13
10 (broad s, 1H, arom), 7.76 (s, 1H, triazole), 7.71 (s, 1H, triazole), 7.8-7.4 (m, 3H, arom), 7.0-6.5 (m, 2H, arom), 5.96 (dq, $J_d=1.5$, $J_q=7.3$, 1H, MeCH), 5.48 (d, $J=1.5$, 1H, OH), 5.17 (d, $J=14$, 1H, CH(H)), 3.98 (d, $J=14$, 1H, CH(H)), 2.51 (s, 3H, Me), 1.30 (d, $J=7.3$, 3H, CHMe); $[\alpha]_D = -17.0^\circ$ (c 1, CHCl₃). Analysis calculated for C₂₁H₁₉F₂N₅O₂: C 61.31; H 4.66; N 17.02. Found: C 61.36; H 4.72; N 17.10.

15

EXAMPLE 25

20 (1R,2R)-3-[2-(2,4-Difluorophenyl)-2-hydroxy-1-methyl-3-(1H-1,2,4-triazol-1-yl)propyl]-5-methylquinazolin-4(3H)-one

Following a similar procedure to that described in example 1 but using 6-methylanthranilic acid the title compound was obtained as a white solid: mp 87-89 °C; ¹H NMR (300 MHz, CDCl₃) δ (TMS) 8.54 (s, 1H, N=CH-N), 7.79 (s, 1H, triazole), 7.75 (s, 1H, triazole), 7.7-7.6 (m, 2H, arom), 7.49 (dt, $J_d=6.4$, $J_t=8.8$, 1H, arom), 7.30 (dt, $J_t=0.8$, $J_d=6.7$, 1H, arom), 6.9-6.8 (m, 2H, arom), 5.94 (dq, $J_d=1.7$, $J_q=7.3$, 1H, MeCH), 5.49 (d, $J=1.7$, 1H, OH), 5.19 (d, $J=14.2$, 1H, CH(H)), 4.09 (d, $J=14.2$, 1H, CH(H)), 2.95 (s, 3H, Me), 1.29 (d, $J=7.3$, 3H, CHMe); $[\alpha]_D = +10.9^\circ$ (c 1, CHCl₃). Analysis calculated for C₂₁H₁₉F₂N₅O₂: C 61.31; H 4.66; N 17.02. Found: C 61.52; H 4.56; N 17.31.

25

EXAMPLE 26

30 (1R,2R)-3-[2-(2,4-Difluorophenyl)-2-hydroxy-1-methyl-3-(1H-1,2,4-triazol-1-yl)propyl]-6,8-dimethylquinazolin-4(3H)-one

Following a similar procedure to that described in example 1 but using 3,5-dimethylanthranilic acid the title compound was obtained as a white solid: mp 103-105 °C; ¹H NMR (300 MHz, CDCl₃) δ (TMS): 8.58 (s, 1H, N=CH-N), 7.98 (s, 1H, arom), 7.75 (s, 1H, triazole), 7.73 (s, 1H, triazole), 7.49 (dt, $J_d=6.4$, $J_t=8.8$, 1H, arom), 7.48 (s, 1H, arom), 6.9-6.8 (m, 2H, arom), 5.94 (dq, $J_d=1.7$, $J_q=7.3$, 1H, MeCH), 5.44 (d, $J=1.6$, 1H, OH), 5.18 (d, $J=14.2$, 1H, CH(H)), 4.00 (d, $J=14.2$, 1H, CH(H)), 2.62 (s, 3H, Me), 2.47 (s, 3H, Me), 1.29 (d, $J=7.3$, 3H, CHMe); $[\alpha]_D = -11.1^\circ$ (c 1, CHCl₃). Analysis calculated for C₂₂H₂₁F₂N₅O₂: C 62.11; H 4.98; N 16.46. Found: C 62.10; H 4.97; N 16.06.

35

29

EXAMPLE 27

(1R,2R)-8-Bromo-3-[2-(2,4-difluorophenyl)-2-hydroxy-1-methyl-3-(1H-1,2,4-triazol-1-yl)propyl]-6-methylquinazolin-4(3H)-one

Following a similar procedure to that described in example 1 but using 3-bromo-5-methylanthranilic acid the title compound was obtained as a white solid: mp 116-123 °C; ¹H NMR (300 MHz, CDCl₃) δ (TMS) 8.71 (s, 1H, N=CH-N), 8.11 (q, J=0.85, 1H, arom), 7.93 (d, J=1.88, 1H, arom), 7.77 (s, 1H, triazole), 7.75 (s, 1H, triazole), 7.50 (dt, J_d=6.4, J_t=8.8, 1H, arom), 6.9-6.7 (m, 2H, arom), 5.92 (dq, J_d=1.7, J_q=7.3, 1H, MeCH), 5.53 (d, J=1.7, 1H, OH), 5.15 (d, J=14.2, 1H, CH(H)), 4.00 (d, J=14.2, 1H, CH(H)), 2.51 (s, 3H, Me), 1.31 (d, J=7.3, 3H, CHMe); [α]_D = -20.6° (c 1, CHCl₃). Analysis calculated for C₂₁H₁₈BrF₂N₅O₂: C 51.44; H 3.70; N 14.28. Found: C 51.17; H 3.68; N 14.81.

EXAMPLE 28

(1R,2R)-3-[2-(2,4-Difluorophenyl)-2-hydroxy-1-methyl-3-(1H-1,2,4-triazol-1-yl)propyl]pyrido[2,3-d]pyrimidin-4(3H)-one

Following a similar procedure to that described in example 1 but using 2-aminonicotinic acid the title compound was obtained as a white solid: mp 210-211 °C; ¹H NMR (80 MHz, CDCl₃) δ (TMS) 9.03 (dd, J=2, J=4.5, 1H, arom), 8.81 (s, 1H, N=CH-N), 8.67 (dd, J=2, J=8.7, 1H, arom), 7.77 (s, 1H, triazole), 7.73 (s, 1H, triazole), 7.6-7.3 (m, 2H, arom), 6.9-6.7 (m, 2H, arom), 5.90 (dq, J_d=1.6, J_q=7, 1H, MeCH), 5.61 (d, J=1.6, 1H, OH), 5.14 (d, J=14, 1H, CH(H)), 4.05 (d, J=14, 1H, CH(H)), 1.32 (d, J=7, 3H, CHMe); [α]_D = +0.8° (c 1, CHCl₃). Analysis calculated for C₁₉H₁₆F₂N₆O₂: C 57.29; H 4.05; N 21.10. Found: C 57.27; H 3.81; N 20.71.

25

EXAMPLE 29

(1R,2R)-7-[(4-Chlorophenyl)sulfonyl]-3-[2-(2,4-difluorophenyl)-2-hydroxy-1-methyl-3-(1H-1,2,4-triazol-1-yl)propyl]thieno[3,2-d]pyrimidin-4(3H)-one

Following a similar procedure to that described in example 1 but using 3-amino-4-[(4-chlorophenyl)sulfonyl]thiophene-2-carboxylic acid, the title compound was obtained as an amorphous solid in a similar yield: ¹H NMR (80 MHz, CDCl₃) δ (TMS) 8.68 (s, 2H, SCH=, N=CH-N), 8.19 (d, J=8.6, 2H, arom), 7.73 (s, 1H, triazole), 7.70 (s, 1H, triazole), 7.52 (d, J=8.6, 2H, arom), 7.6-7.3 (m, 1H, arom), 6.9-6.7 (m, 2H, arom), 5.88 (dq, J_d=1.6, J_q=7, 1H, MeCH), 5.57 (d, J=1.6, 1H, OH), 5.09 (d, J=14, 1H, CH(H)), 3.94 (d, J=14, 1H, CH(H)), 1.27 (d, J=7, 3H, CHMe); [α]_D = -31.7° (c 1, CHCl₃). Analysis calculated for C₂₄H₁₈ClF₂N₅O₄S₂: C 49.87; H 3.14; N 12.12; S 11.09. Found: C 49.80; H 3.30; N 11.96; S 10.72.

35

EXAMPLE 30

(1R,2R)-3-[2-(2,4-Difluorophenyl)-2-hydroxy-1-methyl-3-(1H-1,2,4-triazol-1-

yl)propyl]-7-(propylsulfonyl)thieno[3,2-d]pyrimidin-4(3H)-one

Following a similar procedure to that described in example 1 but using 3-amino-4-(propylsulfonyl)thiophene-2-carboxylic acid, the title compound was obtained as a white solid: mp 115-122 °C; ¹H NMR (80 MHz, CDCl₃) δ (TMS) 8.75 (s, 1H, arom), 8.61 (s, 1H, arom), 7.77 (s, 1H, triazole), 7.75 (s, 1H, triazole), 7.48 (q, J=8, 1H, arom), 7.0-6.7 (m, 2H, arom), 5.95 (dq, J_d=1.6, J_q=7, 1H, MeCH), 5.61 (d, J=1.6, 1H, OH), 5.15 (d, J=14, 1H, CH(H)), 4.00 (d, J=14, 1H, CH(H)), 3.57 (d, J=8, 1H, SO₂CH(H)), 3.48 (d, J=8, 1H, SO₂CH(H)), 2.1-1.6 (m, 2H, SO₂CH₂CH₂), 1.32 (d, J=7, 3H, CHMe), 1.08 (t, J=7.5, 3H, SO₂CH₂CH₂CH₃); [α]_D= -15.8° (c 1, CHCl₃). Analysis calculated for C₂₁H₂₁F₂N₅O₄S₂: C 49.51; H 4.15; N 12.56; S 12.58. Found: C 48.67; H 4.24; N 12.71; S 12.26.

EXAMPLE 31

(1R,2R)-6-(4-Chlorophenyl)-3-[2-(2,4-difluorophenyl)-2-hydroxy-1-methyl-3-(1H-1,2,4-triazol-1-yl)propyl]thieno[3,2-d]pyrimidin-4(3H)-one

Following a similar procedure to that described in example 1 but using 3-amino-5-(4-chlorophenyl)thiophene-2-carboxylic acid (obtained as described in Hartmann, *Synthesis* 1984, 275) and recrystallizing the final product from acetonitrile the title compound was obtained as a white solid: mp 158-160 °C; ¹H NMR (300 MHz, CDCl₃) δ (TMS) 8.60 (s, 1H, N=CH-N), 7.78 (s, 1H, triazole), 7.74 (s, 1H, triazole), 7.66 (d, J=6.6, 2H, arom), 7.51 (s, 1H, thiophene), 7.50 (dt, J_d=6.4, J_t=8.8, 1H, arom), 7.44 (d, J=6.6, 2H, arom), 6.9-6.7 (m, 2H, arom), 5.98 (dq, J_d=1.6, J_q=7.3, 1H, MeCH), 5.54 (d, J=1.6, 1H, OH), 5.19 (d, J=14.2, 1H, CH(H)), 4.02 (d, J=14.2, 1H, CH(H)), 1.31 (d, J=7.3, 3H, CHMe); [α]_D= +14.0° (c 1, CHCl₃). Analysis calculated for C₂₄H₁₈ClF₂N₅O₂S: C 56.09; H 3.53; N 13.63; S 6.24. Found: C 55.78; H 3.59; N 13.53; S 5.92.

EXAMPLE 32

(1R,2R)-4-[3-[2-(2,4-Difluorophenyl)-2-hydroxy-1-methyl-3-(1H-1,2,4-triazol-1-yl)propyl]-4-oxo-3,4-dihydrothieno[3,2-d]pyrimidin-6-yl]benzotrile

Following a similar procedure to that described in example 1 but using 3-amino-5-(4-cyanophenyl)thiophene-2-carboxylic acid the title compound was obtained as a white solid: mp 231-232 °C; ¹H NMR (300 MHz, CDCl₃) δ (TMS) 8.62 (s, 1H, N=CH-N), 7.83 (dt, J_d=2, J_t=8.6, 2H, arom), 7.78 (s, 2H, triazole), 7.73 (dt, J_d=2, J_t=8.6, 2H, arom), 7.64 (s, 1H, thiophene), 7.49 (dt, J_d=6.4, J_t=8.8, 1H, arom), 6.9-6.7 (m, 2H, arom), 5.98 (dq, J_d=1.6, J_q=7.3, 1H, MeCH), 5.57 (d, J=1.6, 1H, OH), 5.18 (d, J=14.2, 1H, CH(H)), 4.02 (d, J=14.2, 1H, CH(H)), 1.32 (d, J=7.3, 3H, CHMe); [α]_D= +15.2° (c 0.76, CHCl₃). Analysis calculated for C₂₅H₁₈F₂N₆O₂S: C 59.52; H 3.60; N 16.68; S 6.35. Found: C 58.29; H 3.55; N 15.68; S 5.86.

31

EXAMPLE 33

(1R,2R)-3-[2-(2,4-Difluorophenyl)-2-hydroxy-1-methyl-3-(1H-1,2,4-triazol-1-yl)propyl]-6-[(4-trifluoromethyl)phenyl]thieno[3,2-d]pyrimidin-4(3H)-one

5 Following a similar procedure to that described in example 1 but using
3-amino-5-(4-trifluoromethylphenyl)thiophene-2-carboxylic acid the title
compound was obtained as a white amorphous solid: ¹H NMR (300 MHz,
CDCl₃) δ (TMS) 8.61 (s, 1H, N=CH-N), 8.08 (d, J=8.1, 2H, arom), 7.77 (s, 1H,
triazole), 7.74 (s, 1H, triazole), 7.72 (d, J=8.1, 2H, arom), 7.50 (m, 2H, thiophene,
arom), 6.9-6.7 (m, 2H, arom), 5.97 (dq, J_d=1.5, J_q=7.3, 1H, MeCH), 5.50 (d, J=1.5,
10 1H, OH), 5.20 (d, J=14.2, 1H, CH(H)), 3.99 (d, J=14.2, 1H, CH(H)), 1.30 (d, J=7.3,
3H, CHMe); [α]_D = +12.3° (c 1, CHCl₃). Analysis calculated for C₂₅H₁₈F₅N₅O₂S:
C 54.84; H 3.31; N 12.79; S 5.86. Found: C 54.89; H 3.43; N 12.46; S 5.41.

EXAMPLE 34

15 (1R,2R)-3-[2-(2,4-Difluorophenyl)-2-hydroxy-1-methyl-3-(1H-1,2,4-triazol-1-yl)propyl]-6-[4-(2,2,3,3-tetrafluoropropoxy)phenyl]thieno[3,2-d]pyrimidin-4(3H)-one

Following a similar procedure to that described in example 1 but using
3-amino-5-[4-(2,2,3,3-tetrafluoropropoxy)phenyl]thiophene-2-carboxylic acid
the title compound was obtained as a white amorphous solid: ¹H NMR (80
20 MHz, CDCl₃) δ (TMS) 8.60 (s, 1H, N=CH-N), 7.95 (dt, J_t=2, J_d=9, 2H, arom), 7.78
(s, 2H, triazole), 7.50 (s, 1H, thiophene), 7.38 (dt, J_d=6.5, J_t=8.8, 1H, arom), 7.02
(dt, J_t=2, J_d=9, 2H, arom), 6.9-6.7 (m, 2H, arom), 6.06 (tt, J=53, J=4.5, 1H, CHF₂),
5.97 (dq, J_d=1.5, J_q=7.3, 1H, MeCH), 5.55 (d, J=1.6, 1H, OH), 5.18 (d, J=14.2, 1H,
CH(H)), 4.41 (tt, J=12, J=1.5, 2H, CH₂), 4.02 (d, J=14.2, 1H, CH(H)), 1.32 (d, J=7.3,
25 3H, CHMe); [α]_D = +11.7° (c 0.76, CHCl₃). Analysis calculated for
C₂₇H₂₁F₆N₅O₃S: C 53.20; H 3.47; N 11.49; S 5.26. Found: C 53.61; H 3.39; N 10.96;
S 4.60.

EXAMPLE 35

30 (1R,2R)-5-[2-(2,4-Difluorophenyl)-2-hydroxy-1-methyl-3-(1H-1,2,4-triazol-1-yl)propyl]-1-(4-fluorophenyl)-1,5-dihydropyrazolo[3,4-d]pyrimidin-4-one

Following a similar procedure to that described in example 1 but using
5-amino-1-(4-fluorophenyl)-1H-pyrazole-4-carboxylic acid the title compound
was obtained as a white solid: mp 217-218 °C; ¹H NMR (80 MHz, CDCl₃) δ
(TMS) 8.57 (s, 1H, N=CH-N), 8.26 (s, 1H, pyrazole), 8.2-7.8 (m, 2H, arom), 7.76
35 (s, 1H, triazole), 7.73 (s, 1H, triazole), 7.49 (dt, J_d=6.5, J_t=9, 1H, arom), 7.4-7.2 (m,
2H, arom), 6.9-6.7 (m, 2H, arom), 5.97 (dq, J_d=1.5, J_q=7.3, 1H, MeCH), 5.54 (d,
J=1.5, 1H, OH), 5.17 (d, J=14.2, 1H, CH(H)), 3.96 (d, J=14.2, 1H, CH(H)), 1.28 (d,
J=7.3, 3H, CHMe); [α]_D = -61.9° (c 1, CHCl₃). Analysis calculated for

C₂₃H₁₈F₃N₇O₂: C 57.38; H 3.77; N 20.37. Found: C 57.41; H 3.68; N 20.19.

EXAMPLE 36

(1R,2R)-1-(4-Chlorophenyl)-5-[2-(2,4-difluorophenyl)-2-hydroxy-1-methyl-3-(1H-1,2,4-triazol-1-yl)propyl]-1,5-dihydropyrazolo[3,4-d]pyrimidin-4-one

5 Following a similar procedure to that described in example 1 but using 5-amino-1-(4-chlorophenyl)-1H-pyrazole-4-carboxylic acid the title compound was obtained as a white solid: mp 237-238 °C; ¹H NMR (80 MHz, CDCl₃) δ (TMS) 8.58 (s, 1H, N=CH-N), 8.27 (s, 1H, pyrazole), 8.10 (d, J=8.8, 2H, arom), 7.76 (s, 1H, triazole), 7.73 (s, 1H, triazole), 7.49 (dt, J_d=6.5, J_t=9, 1H, arom), 7.48
10 (d, J=8.8, 2H, arom), 6.9-6.7 (m, 2H, arom), 5.97 (dq, J_d=1.5, J_q=7.3, 1H, MeCH), 5.54 (d, J=1.5, 1H, OH), 5.16 (d, J=14.2, 1H, CH(H)), 3.96 (d, J=14.2, 1H, CH(H)), 1.29 (d, J=7.3, 3H, CHMe); [α]_D= -68.3° (c 1, CHCl₃). Analysis calculated for C₂₃H₁₈ClF₂N₇O₂: C 55.48; H 3.64; N 19.69. Found: C 55.10; H 3.89; N 19.30.

EXAMPLE 37

15 (1R,2R)-5-[2-(2,4-Difluorophenyl)-2-hydroxy-1-methyl-3-(1H-1,2,4-triazol-1-yl)propyl]-1-[4-(trifluoromethyl)phenyl]-1,5-dihydropyrazolo[3,4-d]pyrimidin-4-one

Following a similar procedure to that described in example 1 but using 5-amino-1-(4-trifluoromethylphenyl)-1H-pyrazole-4-carboxylic acid the title
20 compound was obtained as a white solid: mp 212-213 °C; ¹H NMR (80 MHz, CDCl₃) δ (TMS) 8.61 (s, 1H, N=CH-N), 8.36 (d, J=8.7, 2H, arom), 8.31 (s, 1H, pyrazole), 7.79 (d, J=8.7, 2H, arom), 7.76 (s, 1H, triazole), 7.73 (s, 1H, triazole), 7.48 (dt, J_d=6.5, J_t=9, 1H, arom), 6.9-6.7 (m, 2H, arom), 5.97 (dq, J_d=1.5, J_q=7.3, 1H, MeCH), 5.58 (d, J=1.5, 1H, OH), 5.17 (d, J=14.2, 1H, CH(H)), 3.96 (d, J=14.2, 1H,
25 CH(H)), 1.30 (d, J=7.3, 3H, CHMe); [α]_D= +2.3° (c 1, CHCl₃). Analysis calculated for C₂₄H₁₈F₅N₇O₂: C 54.24; H 3.41; N 18.45. Found: C 53.88; H 3.91; N 18.24.

EXAMPLE 38

(1R,2R)-3-[2-(2,4-Difluorophenyl)-2-hydroxy-1-methyl-3-(1H-1,2,4-triazol-1-yl)propyl]benzo[g]quinazolin-4(3H)-one

30 Following a similar procedure to that described in example 1 but using 3-amino-2-naphtoic acid the title compound was obtained as a slightly yellowish solid: mp 200-102 °C; ¹H NMR (300 MHz, CDCl₃) δ (TMS) 8.95 (s, 1H, arom), 8.57 (s, 1H, N=CH-N), 8.24 (s, 1H, arom), 8.2-7.9 (m, 2H, arom), 7.77 (s, 1H, triazole), 7.72 (s, 1H, triazole), 7.7-7.3 (m, 3H, arom), 6.9-6.8 (m, 2H, arom),
35 5.98 (dq, J_d=1.2, J_q=7.3, 1H, MeCH), 5.51 (d, J=1.6, 1H, OH), 5.21 (d, J=14.1, 1H, CH(H)), 4.08 (d, J=14.1, 1H, CH(H)), 1.32 (d, J=7.3, 3H, CHMe); [α]_D= +3.6° (c 1, CHCl₃). Analysis calculated for C₂₄H₁₉F₂N₅O₂: C 64.42; H 4.28; N 15.65. Found: C 64.14; H 4.46; N 15.13.

33

EXAMPLE 39

(1R,2R)-7-(4-Chlorophenoxy)-3-[2-(2,4-difluorophenyl)-2-hydroxy-1-methyl-3-(1H-1,2,4-triazol-1-yl)propyl]quinazolin-4(3H)-one

Following a similar procedure to that described in example 17 but using 4-chlorophenol, the title product was obtained as a white solid: mp 198-199 °C; ¹H NMR (300 MHz, CDCl₃) δ (TMS) 8.50 (s, 1H, N=CH-N), 8.26 (d, J=8.7, 1H, arom), 7.75 (s, 1H, triazole), 7.68 (s, 1H, triazole), 7.47 (dt, J_d=6.5, J_t=9, 1H, arom), 7.34 (d, J=8.6, 2H, arom), 7.15 (dd, J=2.4, J=8.6, 1H, arom), 7.13 (d, J=2.2, 1H, arom), 7.03 (d, J=8.6, 2H, arom), 6.9-6.7 (m, 2H, arom), 5.97 (dq, J_d=1.5, J_q=7.3, 1H, MeCH), 5.58 (d, J=1.5, 1H, OH), 5.17 (d, J=14.2, 1H, CH(H)), 3.96 (d, J=14.2, 1H, CH(H)), 1.30 (d, J=7.3, 3H, CHMe); GC/MS 300 and 302 (N-ethylheterocycle, C₁₆H₁₃ClN₂O₂), 224 (Tr-CH₂COHAr, C₁₀H₈F₂N₃O); [α]_D = -22° (c 0.1, CHCl₃). Analysis calculated for C₂₆H₂₀ClF₂N₅O₃: C 59.61; H 3.85; N 13.37. Found: C 59.72; H 3.57; N 12.96.

15

EXAMPLE 40

(1R,2R)-7-[4-(4-Chlorophenyl)-1-piperazinyl]-3-[2-(2,4-difluorophenyl)-2-hydroxy-1-methyl-3-(1H-1,2,4-triazol-1-yl)propyl]quinazolin-4(3H)-one

To a solution of 4-(4-chlorophenyl)piperazine (760 mg, 3.8 mmol) in anhydrous NMP (10 mL) was added (1R,2R)-3-[2-(2,4-difluorophenyl)-2-hydroxy-1-methyl-3-(1H-1,2,4-triazol-1-yl)propyl]-7-fluoroquinazolin-4(3H)-one (400 mg, 0.96 mmol, obtained in example 12). The mixture was stirred at 130 °C overnight. Following then the procedure described in example 17 the title compound was obtained as a white solid: mp 218-219 °C; ¹H NMR (300 MHz, CDCl₃) δ (TMS) 8.49 (s, 1H, N=CH-N), 8.19 (d, J=8.9, 1H, arom), 7.76 (s, 1H, triazole), 7.73 (s, 1H, triazole), 7.47 (dt, J_d=6.5, J_t=9, 1H, arom), 7.24 (dt, J_t=2.8, J_d=9.6, 2H, arom), 7.14 (dd, J=2.4, J=9.0, 1H, arom), 7.06 (d, J=2.3, 1H, arom), 6.89 (dt, J_t=2.8, J_d=9.6, 2H, arom), 6.9-6.7 (m, 2H, arom), 5.91 (dq, J_d=1.5, J_q=7.3, 1H, MeCH), 5.46 (d, J=1.5, 1H, OH), 5.17 (d, J=14.2, 1H, CH(H)), 4.03 (d, J=14.2, 1H, CH(H)), 3.6-3.5 (m, 4H, piperazine), 3.4-3.3 (m, 4H, piperazine), 1.28 (d, J=7.3, 3H, CHMe); MS (DIP) 367 (N-ethylheterocycle, C₂₀H₂₀ClN₄O), 224 (Tr-CH₂COHAr, C₁₀H₈F₂N₃O); [α]_D = -34.1° (c 0.1, CHCl₃). Analysis calculated for C₃₀H₂₈ClF₂N₇O₂: C 60.86; H 4.77; N 16.56. Found: C 60.65; H 4.97; N 15.94.

20
25
30

EXAMPLE 41

(1R,2R)-7-[4-(4-Chlorophenyl)-1-piperazinyl]-3-[2-(2,4-difluorophenyl)-2-hydroxy-1-methyl-3-(1H-1,2,4-triazol-1-yl)propyl]-6-fluoroquinazolin-4(3H)-one

35

Following the procedure described in the preceding example but using (1R,2R)-6,7-difluoro-3-[2-(2,4-difluorophenyl)-2-hydroxy-1-methyl-3-(1H-1,2,4-

34

triazol-1-yl)propyl]quinazolin-4(3*H*)-one (prepared in example 15) the title compound was obtained as a white solid: mp 130-133 °C; ¹H NMR (300 MHz, CDCl₃) δ (TMS) 8.50 (s, 1H, N=CH-N), 7.90 (d, *J*=12.8, 1H, arom), 7.76 (s, 1H, triazole), 7.74 (s, 1H, triazole), 7.48 (dt, *J*_d=6.5, *J*_t=9, 1H, arom), 7.24 (dt, *J*_t=2.8, *J*_d=9.6, 2H, arom), 7.21 (d, *J*=9.0, 1H, arom), 6.90 (dt, *J*_t=2.8, *J*_d=9.6, 2H, arom), 6.9-6.7 (m, 2H, arom), 5.91 (dq, *J*_d=1.5, *J*_q=7.3, 1H, MeCH), 5.48 (d, *J*=1.5, 1H, OH), 5.16 (d, *J*=14.2, 1H, CH(H)), 4.01 (d, *J*=14.2, 1H, CH(H)), 3.44 (m, 4H, piperazine), 3.35 (m, 4H, piperazine), 1.28 (d, *J*=7.3, 3H, CHMe); MS (DIP) 386 (N-ethylheterocycle, C₂₀H₂₀ClFN₄O), 224 (Tr-CH₂COHAr, C₁₀H₈F₂N₃O); [α]_D= +33.8° (c 0.5, CHCl₃). Analysis calculated for C₃₀H₂₇ClF₃N₇O₂: C 59.10; H 4.47; N 16.09. Found: C 58.86; H 4.65; N 16.01.

EXAMPLE 42

(1*R*,2*R*)-3-[2-(2,4-Difluorophenyl)-2-hydroxy-1-methyl-3-(1*H*-1,2,4-triazol-1-yl)propyl]-7-[4-(4-nitrophenyl)-1-piperazinyl]quinazolin-4(3*H*)-one

Following a similar procedure to that described in example 40 but using 4-(4-nitrophenyl)piperazine the title compound was obtained as an orange-coloured solid: mp 287-289 °C; ¹H NMR (300 MHz, CDCl₃) δ (TMS) 8.50 (s, 1H, N=CH-N), 8.3-8.1 (m, 3H, arom), 7.76 (s, 1H, triazole), 7.73 (s, 1H, triazole), 7.47 (dt, *J*_d=6.5, *J*_t=9, 1H, arom), 7.10 (dd, *J*=2.3, *J*=9.0, 1H, arom), 7.03 (d, *J*=2.3, 1H, arom), 6.9-6.7 (m, 4H, arom), 5.92 (dq, *J*_d=1.5, *J*_q=7.3, 1H, MeCH), 5.46 (d, *J*=1.5, 1H, OH), 5.17 (d, *J*=14.2, 1H, CH(H)), 4.03 (d, *J*=14.2, 1H, CH(H)), 3.67 (s, 8H, piperazine), 1.28 (d, *J*=7.3, 3H, CHMe); [α]_D= -41° (c 0.2, CHCl₃). Analysis calculated for C₃₀H₂₈F₂N₈O₄: C 59.80; H 4.68; N 18.59. Found: C 60.03; H 4.42; N 18.31.

EXAMPLE 43

(1*R*,2*R*)-7-[4-(4-Aminophenyl)-1-piperazinyl]-3-[2-(2,4-difluorophenyl)-2-hydroxy-1-methyl-3-(1*H*-1,2,4-triazol-1-yl)propyl]quinazolin-4(3*H*)-one

A solution of the product obtained in example 42 (1.3 g, 2.1 mmol) in EtOH (200 mL) and CHCl₃ (5 mL) was treated with Pd/C (5%, 1 g) and H₂ at 1 atm for 24 h. The catalyst was filtered off and the resulting solution was evaporated to dryness to give the title compound as a slightly greenish solid (1.2 g, 100%): mp 170-173 °C; ¹H NMR (300 MHz, MeOH-d₄) δ (MeOH) 8.57 (s, 1H, N=CH-N), 8.2-8.0 (m, 2H, arom, triazole), 7.90 (s, 1H, triazole), 7.39 (dt, *J*_d=6.5, *J*_t=9, 1H, arom), 7.4-7.0 (m, arom), 7.29 (dt, *J*_t=2.2, *J*_d=9.3, 1H, arom), 7.15 (ddd, *J*=2.4, *J*=8.7, *J*=11.5, 1H, arom), 6.89 (dt, *J*_d=2.5, *J*_t=8.5, 1H, arom), 6.05 (q, *J*_q=7.3, 1H, MeCH), 5.06 (d, *J*=14.2, 1H, CH(H)), 4.18 (d, *J*=14.2, 1H, CH(H)), 3.7-3.5 (m, 4H, piperazine), 3.5-3.3 (m, 4H, piperazine), 1.29 (d, *J*=7.3, 3H, CHMe).

EXAMPLE 44

2201477

35

(1R,2R)-3-[2-(2,4-Difluorophenyl)-2-hydroxy-1-methyl-3-(1H-1,2,4-triazol-1-yl)propyl]-7-[4-[4-(2,4-dihydro-3H-1,2,4-triazol-3-one-4-yl)phenyl]-1-piperazinyl]quinazolin-4(3H)-one

(a) A solution of the product obtained in example 43 (1.2 g, 2.1 mmol) in pyridine (75 mL) was treated with phenyl chloroformate (393 mg, 2.5 mmol) at room temperature for 3 h. The reaction was quenched by the addition of 10% aqueous NaHCO₃ solution. Next, most of the pyridine was removed *in vacuo* and the residue was partitioned between CHCl₃ and H₂O. The layers were separated and the organic phase was dried over Na₂SO₄, filtered, concentrated and purified by flash chromatography to give the corresponding phenyl carbamate as a yellowish solid (1.2 g, 83 %): mp 137-143 °C; ¹H NMR (300 MHz, CDCl₃) δ (CDCl₃) 8.49 (s, 1H, N=CH-N), 8.19 (d, J=8.9, 1H, arom), 7.76 (s, 1H, triazole), 7.73 (s, 1H, triazole), 7.47 (dt, J_d=6.5, J_t=9, 1H, arom), 7.4-6.5 (m, arom), 5.92 (q, J_q=7.3, 1H, MeCH), 5.45 (d, J=1.5, 1H, OH), 5.17 (d, J=14.2, 1H, CH(H)), 4.03 (d, J=14.2, 1H, CH(H)), 3.6-3.5 (m, 4H, piperazine), 3.4-3.3 (m, 4H, piperazine), 1.28 (d, J=7.3, 3H, CHMe); [α]_D= +6.0° (c 0.2, MeOH).

(b) The above product (1.2 g, 1.7 mmol) was dissolved in 1,2-dimethoxyethane (25 mL) and was treated with hydrazine hydrate (693 mg, 14 mmol) at 80 °C for 3 h. Solvents were removed *in vacuo* and the resulting yellowish residue was recrystallized from MeOH-H₂O to give the corresponding semicarbazide as an off-white solid (900 mg, 84 %): mp 190-193 °C; ¹H NMR (300 MHz, MeOH-d₄) δ (MeOH) 8.45 (s, 1H, N=CH-N), 8.17 (s, 1H, triazole), 8.12 (d, J=9.0, 1H, arom), 7.64 (s, 1H, triazole), 7.5-7.2 (m, arom), 7.2-6.7 (m, arom), 6.04 (q, J_q=7.3, 1H, MeCH), 5.07 (d, J=14.2, 1H, CH(H)), 4.13 (d, J=14.2, 1H, CH(H)), 3.6-3.5 (m, 4H, piperazine), 3.4-3.3 (m, 4H, piperazine), 1.27 (d, J=7.3, 3H, CHMe); [α]_D= +5.2° (c 0.2, MeOH).

(c) The product obtained in section (b) (900 mg) was dissolved in DMF (10 mL) and treated with formamidine acetate (665 mg, 6.3 mmol) at 80 °C for 3 h. The product was isolated in a similar manner to that described in section (b) and finally was flash chromatographed to give the title product as an off-white solid: ¹H NMR (300 MHz, CDCl₃) δ (TMS) 10.4 (broad s, 1H, NH), 8.50 (s, 1H, N=CH-N), 8.19 (d, J=8.9, 1H, arom), 7.77 (s, 1H, triazole), 7.72 (s, 1H, triazole), 7.63 (s, 1H, triazolone), 7.44 (d, J=9, 2H, arom), 7.5-7.4 (m, 1H, arom), 7.14 (dd, J=2.3, J=9.0, 1H, arom), 7.07 (d, J=2.3, 1H, arom), 7.00 (d, J=9, 2H, arom), 6.9-6.7 (m, 2H, arom), 5.90 (q, J=7.3, 1H, MeCH), 5.46 (broad s, 1H, OH), 5.18 (d, J=14.2, 1H, CH(H)), 4.03 (d, J=14.2, 1H, CH(H)), 3.60 (m, 4H, piperazine), 3.40 (m, 4H, piperazine), 1.27 (d, J=7.3, 3H, CHMe).

EXAMPLE 45

(1R,2R)-3-[2-(2,4-Difluorophenyl)-2-hydroxy-1-methyl-3-(1H-1,2,4-triazol-1-yl)propyl]-7-[4-[4-[2,4-dihydro-2-(3-pentyl)-3H-1,2,4-triazol-3-one-4-yl]phenyl]-1-piperazinyl]quinazolin-4(3H)-one

A solution of the product obtained in the preceding example (100 mg) in DMF (5 mL) was treated with Cs₂CO₃ (50 mg, 0.16 mmol) and 3-bromopentane (47 mg, 0.32 mmol) at 65 °C for 18 h. The mixture was partitioned between EtOAc and H₂O, the organic phase was separated, dried, concentrated and purified by flash chromatography to give the title compound as a cream-coloured solid (20 mg): mp 208-210 °C; ¹H NMR (300 MHz, CDCl₃) δ (TMS) 8.49 (s, 1H, N=CH-N), 8.18 (d, J=8.9, 1H, arom), 7.76 (s, 1H, triazole), 7.72 (s, 1H, triazole), 7.64 (s, 1H, triazolone), 7.44 (d, J=9, 2H, arom), 7.5-7.4 (m, 1H, arom), 7.14 (dd, J=2.3, J=9.0, 1H, arom), 7.06 (d, J=2.3, 1H, arom), 7.02 (d, J=9, 2H, arom), 6.9-6.7 (m, 2H, arom), 5.91 (dq, J_d=1.5, J_q=7.3, 1H, MeCH), 5.46 (d, J=1.5, 1H, OH), 5.17 (d, J=14.2, 1H, CH(H)), 4.1-3.9 (m, 1H, CHEt₂), 4.03 (d, J=14.2, 1H, CH(H)), 3.60 (m, 4H, piperazine), 3.39 (m, 4H, piperazine), 1.9-1.6 (m, 4H, CH(CH₂CH₃)₂), 1.27 (d, J=7.3, 3H, CHMe), 0.88 (t, J=7.3, 6H, CH(CH₂CH₃)₂); GC/MS 711 (M⁺), 486 (N-ethylheterocycle, C₂₇H₃₂N₇O₂), 224 (Tr-CH₂COHAr, C₁₀H₈F₂N₃O); [α]_D = -28.5° (c 0.2, CHCl₃). Analysis calculated for C₃₇H₄₀F₂N₁₀O₃: C 62.52; H 5.67; N 19.71. Found: C 61.60; H 5.65; N 19.26.

20

EXAMPLE 46

(1R,2R)-3-[2-(2,4-Difluorophenyl)-2-hydroxy-1-methyl-3-(1H-1,2,4-triazol-1-yl)propyl]-7-(4-methyl-1-piperazinyl)quinazolin-4(3H)-one

Following the procedure described in example 40 but using N-methylpiperazine the title compound was obtained as a white solid: mp 121-131 °C; ¹H NMR (300 MHz, CDCl₃) δ (TMS) 8.47 (s, 1H, N=CH-N), 8.15 (d, J=9.0, 1H, arom), 7.75 (s, 1H, triazole), 7.72 (s, 1H, triazole), 7.5-7.4 (m, 1H, arom), 7.10 (dd, J=2.4, J=9.0, 1H, arom), 7.02 (d, J=2.3, 1H, arom), 6.9-6.6 (m, 2H, arom), 5.91 (dq, J_d=1.6, J_q=7.3, 1H, MeCH), 5.44 (d, J=1.6, 1H, OH), 5.17 (d, J=14.2, 1H, CH(H)), 4.02 (d, J=14.2, 1H, CH(H)), 3.45 (m, 4H, piperazine), 2.58 (m, 4H, piperazine), 2.36 (3H, NMe), 1.27 (d, J=7.3, 3H, CHMe); GC/MS 271 and 272 (N-ethylheterocycle, C₁₅H₂₀N₄O), 224 (Tr-CH₂COHAr, C₁₀H₈F₂N₃O); [α]_D = -14.3° (c 1, CHCl₃). Analysis calculated for C₂₅H₂₇F₂N₇O₂.1/2H₂O: C 59.57; H 5.56; N 19.44. Found: C 59.63; H 5.76; N 18.46.

35

EXAMPLE 47

(1R,2R)-3-[2-(2,4-Difluorophenyl)-2-hydroxy-1-methyl-3-(1H-1,2,4-triazol-1-yl)propyl]-6-fluoro-7-(4-methyl-1-piperazinyl)quinazolin-4(3H)-one

Following the procedure described in example 41, but using N-methylpiperazine the title product was obtained as a white solid: mp 106-112

2201477
37

°C; ¹H NMR (300 MHz, CDCl₃) δ (TMS) 8.49 (s, 1H, N=CH-N), 7.86 (d, *J*=13, 1H, arom), 7.76 (s, 1H, triazole), 7.73 (s, 1H, triazole), 7.48 (dt, *J*_d=6.5, *J*_t=9, 1H, arom), 7.16 (d, *J*=7.8, 1H, arom), 6.9-6.7 (m, 2H, arom), 5.91 (dq, *J*_d=1.5, *J*_q=7.3, 1H, MeCH), 5.47 (d, *J*=1.5, 1H, OH), 5.15 (d, *J*=14.2, 1H, CH(H)), 3.98 (d, *J*=14.2, 1H, CH(H)), 3.32 (m, 4H, piperazine), 2.63 (m, 4H, piperazine), 2.37 (s, 3H, NMe), 1.28 (d, *J*=7.3, 3H, CHMe); GC/MS 289 and 290 (N-ethylheterocycle, C₁₅H₁₉FN₄O), 224 (Tr-CH₂COHAr, C₁₀H₈F₂N₃O). Analysis calculated for C₂₅H₂₆F₃N₇O₂.CHCl₃: C 49.34; H 4.30; N 15.49. Found: C 50.90; H 4.56; N 15.83.

EXAMPLE 48

10 (1R,2R)-3-[2-(2,4-Difluorophenyl)-2-hydroxy-1-methyl-3-(1H-1,2,4-triazol-1-yl)propyl]-7-(1H-1,2,4-triazol-1-yl)quinazolin-4(3H)-one

Following a similar procedure to that described in example 17 but using the sodium salt of 1,2,4-triazole and heating the reaction at 120 °C overnight the title compound was obtained as a white solid: mp 236-237 °C; ¹H NMR (300 MHz, DMSO-d₆) δ (DMSO) 9.58 (s, 1H, triazole), 8.46 (s, 1H, N=CH-N), 8.38 (d, *J*=8.7, 1H, arom), 8.34 (s, 1H, triazole), 8.24 (d, *J*=1.5, 1H, arom), 8.19 (s, 1H, triazole), 8.11 (dd, *J*=2, *J*=8.5, 1H, arom), 7.55 (s, 1H, triazole), 7.3-7.2 (m, 2H, arom), 6.95 (dt, *J*_d=2.3, *J*_t=8.4, 1H, arom), 6.35 (s, 1H, OH), 5.86 (q, *J*=7.3, 1H, MeCH), 4.84 (d, *J*=14.5, 1H, CH(H)), 4.22 (d, *J*=14.5, 1H, CH(H)), 1.20 (d, *J*=7.3, 3H, CHMe); GC/MS 240 (N-ethylheterocycle, C₁₂H₁₁N₅O), 224 (Tr-CH₂COHAr, C₁₀H₈F₂N₃O); [α]_D = +61.7° (c 1, DMF). Analysis calculated for C₂₂H₁₈F₂N₈O₂: C 56.90; H 3.91; N 24.13. Found: C 55.61; H 3.80; N 23.68.

EXAMPLE 49

25 (1R,2R)-3-[2-(2,4-Difluorophenyl)-2-hydroxy-1-methyl-3-(1H-1,2,4-triazol-1-yl)propyl]-7-(4-morpholinyl)quinazolin-4(3H)-one

Following the procedure described in example 40 but using morpholine the title product was obtained as a white solid: mp 196-197 °C; ¹H NMR (300 MHz, CDCl₃) δ (TMS) 8.49 (s, 1H, N=CH-N), 8.18 (d, *J*=9.0, 1H, arom), 7.75 (s, 1H, triazole), 7.73 (s, 1H, triazole), 7.5-7.4 (m, 1H, arom), 7.09 (dd, *J*=2.4, *J*=9.0, 1H, arom), 7.02 (d, *J*=2.4, 1H, arom), 6.9-6.6 (m, 2H, arom), 5.91 (dq, *J*_d=1.6, *J*_q=7.3, 1H, MeCH), 5.45 (d, *J*=1.6, 1H, OH), 5.17 (d, *J*=14.2, 1H, CH(H)), 4.03 (d, *J*=14.2, 1H, CH(H)), 3.88 (m, 4H, morpholine), 3.38 (m, 4H, morpholine), 1.27 (d, *J*=7.3, 3H, CHMe); GC/MS 259 (N-ethylheterocycle, C₁₄H₁₇N₃O₂), 224 (Tr-CH₂COHAr, C₁₀H₈F₂N₃O); [α]_D = -37.9° (c 1, CHCl₃). Analysis calculated for C₂₄H₂₄F₂N₆O₃: C 59.75; H 5.01; N 17.42. Found: C 59.62; H 4.97; N 17.21.

EXAMPLE 50

(1R,2R)-3-[2-(2,4-Difluorophenyl)-2-hydroxy-1-methyl-3-(1H-1,2,4-triazol-1-yl)propyl]-7-(methylthio)quinazolin-4(3H)-one

Following the procedure described in example 17 but using the sodium salt of methanethiol and heating the reaction at 120 °C overnight the title compound was obtained as a white solid: mp 152-153 °C; ¹H NMR (300 MHz, CDCl₃) δ (TMS) 8.55 (s, 1H, N=CH-N), 8.17 (d, J=8.9, 1H, arom), 7.76 (s, 1H, triazole), 7.74 (s, 1H, triazole), 7.6-7.4 (m, 2H, arom), 7.36 (dd, J=1.7, J=8.5, 1H, arom), 6.9-6.7 (m, 2H, arom), 5.92 (dq, J_d=1.5, J_q=7.3, 1H, MeCH), 5.50 (d, J=1.5, 1H, OH), 5.17 (d, J=14.2, 1H, CH(H)), 4.02 (d, J=14.2, 1H, CH(H)), 2.59 (s, 3H, SMe), 1.29 (d, J=7.3, 3H, CHMe); GC/MS 224 (Tr-CH₂COHAr, C₁₀H₈F₂N₃O), 220 (N-ethylheterocycle, C₁₁H₁₂N₂OS); [α]_D = -53.6° (c 1, CHCl₃). Analysis calculated for C₂₁H₁₉F₂N₅O₂S: C 56.88; H 4.32; N 15.79; S 7.23. Found: C 56.48; H 4.39; N 15.33; S 7.52.

EXAMPLE 51

(1R,2R)-3-[2-(2,4-Difluorophenyl)-2-hydroxy-1-methyl-3-(1H-1,2,4-triazol-1-yl)propyl]-7-(methylsulfonyl)quinazolin-4(3H)-one

A solution of the product obtained in example 50 (0.22 g, 0.49 mmol) in CH₂Cl₂ (10 mL) was treated with a dried (Na₂SO₄) solution of MCPBA (55%, 0.62 g, 1.98 mmol) in CH₂Cl₂ (10 mL) at 25 °C for 18 h. The solid formed was filtered, and the filtrate was then washed with 10% aqueous Na₂S₂O₃ solution, 1N NaOH and brine. The organic phase was dried over anhydrous Na₂SO₄, filtered, concentrated, purified by flash chromatography and recrystallized from EtOAc: ether to give the title product as a white solid (141 mg, 56%): mp 223-224 °C; ¹H NMR (300 MHz, CDCl₃) δ (TMS) 8.68 (s, 1H, N=CH-N), 8.53 (d, J=8.4, 1H, arom), 8.36 (d, J=1.6, 1H, arom), 8.03 (dd, J=1.6, J=8.3, 1H, arom), 7.77 (s, 1H, triazole), 7.74 (s, 1H, triazole), 7.48 (dt, J_d=6.4, J_t=8.8, 1H, arom), 6.9-6.7 (m, 2H, arom), 5.92 (dq, J_d=1.5, J_q=7.3, 1H, MeCH), 5.59 (d, J=1.5, 1H, OH), 5.15 (d, J=14.2, 1H, CH(H)), 4.00 (d, J=14.2, 1H, CH(H)), 3.13 (s, 3H, SO₂Me), 1.32 (d, J=7.3, 3H, CHMe); GC/MS 252 (N-ethylheterocycle, C₁₁H₁₂N₂O₃S), 224 (Tr-CH₂COHAr, C₁₀H₈F₂N₃O); [α]_D = +2.1° (c 0.5, CHCl₃). Analysis calculated for C₂₁H₁₉F₂N₅O₄S: C 53.05; H 4.03; N 14.73; S 6.74. Found: C 52.69; H 4.09; N 14.71; S 6.24.

EXAMPLE 52

(1R,2R)-7-Chloro-3-[2-(2,4-dichlorophenyl)-2-hydroxy-1-methyl-3-(1H-1,2,4-triazol-1-yl)propyl]quinazolin-4(3H)-one

Following a similar procedure to that described in example 1 but using (2R,3R)-3-amino-2-(2,4-dichlorophenyl)-1-(1H-1,2,4-triazol-1-yl)-2-butanol (obtained as described in Konosu et al. *Chem.Pharm.Bull.* 1990, 38, 2476) the title compound was obtained as a white solid: mp 144-146 °C; ¹H NMR (300 MHz, CDCl₃) δ (TMS) 8.57 (s, 1H, N=CH-N), 8.26 (d, J=8.6, 1H, arom), 7.81 (s,

39

1H, triazole), 7.76 (d, $J=2$, 1H, arom), 7.73 (s, 1H, triazole), 7.62 (d, $J=8.6$, 1H, arom), 7.49 (dd, $J=2$, $J=8.6$, 1H, arom), 7.38 (d, $J=2.2$, 1H, arom), 7.17 (dd, $J=2.2$, $J=8.6$, 1H, arom), 6.40 (dq, $J_d=1.7$, $J_q=7.3$, 1H, MeCH), 5.74 (d, $J=14.3$, 1H, CH(H)) 5.64 (d, $J=1.8$, 1H, OH), 3.96 (d, $J=14.3$, 1H, CH(H)), 1.26 (d, $J=7.3$, 3H, CHMe);
5 GC/MS 208 and 210 (N-ethylheterocycle, $C_{10}H_9ClN_2O$), 256 and 258 (Tr- CH_2COHAr , $C_{10}H_8Cl_2N_3O$); $[\alpha]_D = -46.6^\circ$ (c 0.12, $CHCl_3$). Analysis calculated for $C_{20}H_{16}Cl_3N_5O_2$: C 51.69; H 3.47; N 15.07. Found: C 51.48; H 3.81; N 14.71.

EXAMPLE 53

10 (1R,2R)-3-[2-(2,4-Dichlorophenyl)-2-hydroxy-1-methyl-3-(1H-1,2,4-triazol-1-yl)propyl]-7-trifluoromethylquinazolin-4(3H)-one

Following a similar procedure to that described in example 16 but using (2R,3R)-3-amino-2-(2,4-dichlorophenyl)-1-(1H-1,2,4-triazol-1-yl)-2-butanol the title compound was obtained as a white solid: mp 158-160 °C; 1H NMR (300 MHz, $CDCl_3$) δ (TMS) 8.63 (s, 1H, N=CH-N), 8.45 (d, $J=8.4$, 1H, arom), 8.05 (s, 15 1H, arom), 7.81 (s, 1H, triazole), 7.76 (d, $J=1.2$, 1H, arom), 7.73 (s, 1H, triazole), 7.63 (d, $J=8.6$, 1H, arom), 7.39 (d, $J=2.1$, 1H, arom), 7.17 (dd, $J=2.1$, $J=8.6$, 1H, arom), 6.42 (dq, $J_d=1.7$, $J_q=7.3$, 1H, MeCH), 5.75 (d, $J=14.3$, 1H, CH(H)), 5.68 (d, $J=1.8$, 1H, OH), 3.96 (d, $J=14.3$, 1H, CH(H)), 1.28 (d, $J=7.3$, 3H, CHMe); GC/MS 242
20 (N-ethylheterocycle, $C_{11}H_9F_3N_2O$), 256 and 258 (Tr- CH_2COHAr , $C_{10}H_8Cl_2N_3O$); $[\alpha]_D = -31.5^\circ$ (c 0.2, $CHCl_3$). Analysis calculated for $C_{21}H_{16}Cl_2F_3N_5O_2$: C 50.62; H 3.24; N 14.05. Found: C 50.30; H 3.59; N 13.92.

EXAMPLE 54

25 (1R,2R)-6-(4-Chlorophenyl)-3-[2-(2,4-dichlorophenyl)-2-hydroxy-1-methyl-3-(1H-1,2,4-triazol-1-yl)propyl]thieno[3,2-d]pyrimidin-4(3H)-one

Following a similar procedure to that described in example 31 but using (2R,3R)-3-amino-2-(2,4-dichlorophenyl)-1-(1H-1,2,4-triazol-1-yl)-2-butanol the title compound was obtained as a white solid: mp 132-136 °C; 1H NMR (300 MHz, $CDCl_3$) δ (TMS) 8.59 (s, 1H, N=CH-N), 7.82 (s, 1H, triazole), 7.73 (s, 1H, triazole), 7.66 (d, $J=8.2$, 2H, arom), 7.63 (d, $J=7.1$, 1H, arom), 7.53 (d, $J=0.5$, 1H, thiophene), 7.44 (d, $J=8.2$, 2H, arom), 7.39 (d, $J=1.6$, 1H, arom), 7.17 (dd, $J=1.6$, $J=8.6$, 1H, arom), 6.46 (dq, $J_d=1.7$, $J_q=7.3$, 1H, MeCH), 5.80 (d, $J=14.4$, 1H, CH(H)), 5.65 (d, $J=1.6$, 1H, OH), 3.97 (d, $J=14.4$, 1H, CH(H)), 1.28 (d, $J=7.3$, 3H, CHMe); GC/MS 290 (N-ethylheterocycle, $C_{14}H_{11}ClN_2OS$), 256 and 258 (Tr- CH_2COHAr , $C_{10}H_8Cl_2N_3O$); $[\alpha]_D = -19.0^\circ$ (c 0.2, $CHCl_3$). Analysis calculated for
35 $C_{24}H_{18}Cl_3N_5O_2S$: C 52.71; H 3.32; N 12.81; S 5.86. Found: C 51.40; H 3.27; N 12.04; S 5.20.

EXAMPLE 55

(1R,2R)-4-[3-[2-(2,4-Dichlorophenyl)-2-hydroxy-1-methyl-3-(1H-1,2,4-triazol-1-

yl)propyl]-4-oxo-3,4-dihydrothieno[3,2-d]pyrimidin-6-yl]benzotrile

Following a similar procedure to that described in example 32 but using (2*R*,3*R*)-3-amino-2-(2,4-dichlorophenyl)-1-(1*H*-1,2,4-triazol-1-yl)-2-butanol the title compound was obtained as an off-white solid: mp 133-138 °C; ¹H NMR (300 MHz, CDCl₃) δ (TMS) 8.61 (s, 1H, N=CH-N), 7.9-7.7 (complex m, triazole, arom), 7.65 (s, 1H, thiophene), 7.52 (d, *J*=8.6, 2H, arom), 7.39 (d, *J*=2.0, 1H, arom), 7.17 (dd, *J*=2.0, *J*=8.6, 1H, arom), 6.46 (dq, *J*_d=1.5, *J*_q=7.3, 1H, MeCH), 5.78 (d, *J*=14.3, 1H, CH(H)), 5.67 (d, *J*=1.5, 1H, OH), 3.97 (d, *J*=14.3, 1H, CH(H)), 1.28 (d, *J*=7.3, 3H, CHMe); MS 281 (N-ethylheterocycle, C₁₅H₁₁N₃OS), 256 and 258 (Tr-CH₂COHAr, C₁₀H₈Cl₂N₃O); [α]_D= -50° (c 0.1, CHCl₃).

EXAMPLE 56

(1*R*,2*R*)-7-Amino-3-[2-(2,4-difluorophenyl)-2-hydroxy-1-methyl-3-(1*H*-1,2,4-triazol-1-yl)propyl]-6-fluoroquinazolin-4(3*H*)-one

Following a similar procedure to that described in example 40 but using (1*R*,2*R*)-6,7-difluoro-3-[2-(2,4-difluorophenyl)-2-hydroxy-1-methyl-3-(1*H*-1,2,4-triazol-1-yl)propyl]quinazolin-4(3*H*)-one (obtained in example 15) and NH₄OH the title compound was obtained as a white solid: mp 124-125 °C; ¹H NMR (300 MHz, CDCl₃) δ (TMS) 8.45 (s, 1H, N=CH-N), 7.86 (d, *J*=11, 1H, arom), 7.76 (s, 1H, triazole), 7.72 (s, 1H, triazole), 7.6-7.4 (m, 1H, arom), 6.97 (d, *J*=8.0, 1H, arom), 6.9-6.7 (m, 2H, arom), 5.89 (dq, *J*_d=1.7, *J*_q=7.3, 1H, MeCH), 5.46 (d, *J*=1.7, 1H, OH), 5.15 (d, *J*=14.2, 1H, CH(H)), 4.43 (broad s, 2H, NH₂), 4.01 (d, *J*=14.2, 1H, CH(H)), 1.26 (d, *J*=7.3, 3H, CHMe); GC/MS 224 (Tr-CH₂COHAr, C₁₀H₈F₂N₃O), 207 (N-ethylheterocycle, C₁₀H₁₀FN₃O); [α]_D= -0.31° (c 1, MeOH). Analysis calculated for C₂₀H₁₇F₃N₆O₂.H₂O: C 53.57; H 4.27; N 18.74. Found: C 54.16; H 4.29; N 17.42.

EXAMPLE 57

(1*R*,2*R*)-*N*-[3-[2-(2,4-Difluorophenyl)-2-hydroxy-1-methyl-3-(1*H*-1,2,4-triazol-1-yl)propyl]-6-fluoro-4-oxo-3,4-dihydroquinazolin-7-yl]-2,2,2-trifluoroacetamide

A solution of the product obtained in the preceding example (500 mg, 1.16 mmol) in pyridine (5 mL) was treated with trifluoroacetic anhydride (488 mg, 2.3 mmol) at 0 °C for 1 h. Next aqueous Na₂CO₃ solution was added, pyridine was removed *in vacuo* and the residue was partitioned between water and CHCl₃. The organic layer was separated, dried over Na₂SO₄, filtered and concentrated to an oil that was purified by flash chromatography to give the title product as a white solid (412 mg, 67%): mp 130-132 °C; ¹H NMR (300 MHz, CDCl₃) δ (TMS) 8.77 (d, *J*=7, 1H, arom), 8.58 (s, 1H, N=CH-N), 8.33 (broad s, 1H, NH), 8.07 (d, *J*=10.6, 1H, arom), 7.76 (s, 1H, triazole), 7.74 (s, 1H, triazole), 7.49 (dt, *J*_d=6.5, *J*_t=9, 1H, arom), 6.9-6.7 (m, 2H, arom), 5.91 (dq, *J*_d=1.5, *J*_q=7.3, 1H,

41

MeCH), 5.56 (d, $J=1.7$, 1H, OH), 5.13 (d, $J=14.2$, 1H, CH(H)), 4.02 (d, $J=14.2$, 1H, CH(H)), 1.30 (d, $J=7.3$, 3H, CHMe); GC/MS 303 (N-ethylheterocycle, $C_{12}H_9F_4N_3O_2$), 224 (Tr- CH_2COHAr , $C_{10}H_8F_2N_3O$); $[\alpha]_D = -38.4^\circ$ (c 1, $CHCl_3$). Analysis calculated for $C_{22}H_{16}F_6N_6O_3$: C 50.20; H 3.06; N 15.97. Found: C 49.75; H 2.97; N 15.48.

EXAMPLE 58

(1R,2R)-7-Aminocarbonyl-3-[2-(2,4-difluorophenyl)-2-hydroxy-1-methyl-3-(1H-1,2,4-triazol-1-yl)propyl]quinazolin-4(3H)-one

A solution of (1R,2R)-7-cyano-3-[2-(2,4-difluorophenyl)-2-hydroxy-1-methyl-3-(1H-1,2,4-triazol-1-yl)propyl]quinazolin-4(3H)-one (obtained in example 2, 500 mg, 1.2 mmol) in MeOH (5 mL) and $CHCl_3$ (5 mL) was cooled to $0^\circ C$ and HCl gas was bubbled until saturation (1.5 h). The mixture was allowed to stand at $0^\circ C$ overnight and was then concentrated and the residue was slowly added to aqueous K_2CO_3 solution (2.5 g). The yellowish precipitate formed was filtered, dried, taken up in methanol and allowed to react with sulfamide (350 mg, 3.6 mmol) at reflux for 3 h. The reaction mixture was then concentrated and partitioned between water and $CHCl_3$. The organic layer was separated, dried over Na_2SO_4 , filtered, concentrated and the resulting residue, whose thin layer chromatography showed the presence of three different compounds, was flash chromatographed. The first compound to elute was identified as the methyl imidate. The second compound to elute was the amide (title compound), the physical parameters of which are as follows: mp $235-236^\circ C$; 1H NMR (300 MHz, $CDCl_3$) δ (TMS) 8.63 (s, 1H, N=CH-N), 8.42 (d, $J=8.2$, 1H, arom), 8.13 (d, $J=1.5$, 1H, arom), 7.98 (dd, $J=8.2$, $J=1.5$, 1H, arom), 7.77 (s, 1H, triazole), 7.74 (s, 1H, triazole), 7.48 (dt, $J_d=6.4$, $J_t=8.8$, 1H, arom), 6.9-6.8 (m, 2H, arom), 6.3 (broad s, 2H, NH_2), 5.92 (dq, $J_d=1.2$, $J_q=7.3$, 1H, MeCH), 5.56 (d, $J=1.3$, 1H, OH), 5.16 (d, $J=14.1$, 1H, CH(H)), 4.03 (d, $J=14.1$, 1H, CH(H)), 1.32 (d, $J=7.3$, 3H, CHMe); GC/MS 224 (Tr- CH_2COHAr , $C_{10}H_8F_2N_3O$), 216 (N-ethylheterocycle-1, $C_{11}H_{11}N_3O_2$).

EXAMPLE 59

(1R,2R)-7-[(Aminosulfonylamino)iminomethyl]-3-[2-(2,4-difluorophenyl)-2-hydroxy-1-methyl-3-(1H-1,2,4-triazol-1-yl)propyl]quinazolin-4(3H)-one

Proceeding with the flash chromatography of example 58, a third compound eluted which was identified as the title compound (80 mg, 13 %) and which was obtained as a white solid: mp $202-206^\circ C$; 1H NMR (300 MHz, MeOH- d_4) δ (MeOH) 8.59 (s, 1H, N=CH-N), 8.39 (d, $J=8.4$, 1H, arom), 8.19 (dd, $J=1.5$, $J=8.5$, 1H, arom), 8.17 (s, 1H, triazole), 8.02 (dd, $J=1.7$, $J=8.4$, 1H, arom), 7.63 (s, 1H, triazole), 7.42 (dt, $J_t=6.5$, $J_d=9$, 1H, arom), 7.05 (ddd, $J_d=2.5$, $J_d=8.5$, $J_d=14$,

2201477

42

1H, arom), 6.89 (dt, $J_d=2.5$, $J_t=8.5$, 1H, arom), 6.06 (q, $J=7.3$, 1H, MeCH), 5.06 (d, $J=14.2$, 1H, CH(H)), 4.22 (d, $J=14.2$, 1H, CH(H)), 1.31 (d, $J=7.3$, 3H, CHMe); $[\alpha]_D=+35.5^\circ$ (c 0.2, MeOH). Analysis calculated for $C_{21}H_{20}F_2N_8O_4S$: C 48.65; H 3.89; N 21.61; S 6.18. Found: C 48.77; H 4.24; N 20.19; S 5.49.

5

EXAMPLE 60

(1R,2R)-3-[2-(2,4-Difluorophenyl)-2-hydroxy-1-methyl-3-(1H-1,2,4-triazol-1-yl)propyl]-7-(phenylthio)quinazolin-4(3H)-one

Following the procedure described in example 50 but using the sodium salt of thiophenol the title compound was obtained as a white solid: mp 84-87
 10 °C; 1H NMR (300 MHz, $CDCl_3$) δ (TMS) 8.50 (s, 1H, N=CH-N), 8.17 (d, $J=8.5$, 1H, arom), 7.75 (s, 1H, triazole), 7.76 (s, 1H, triazole), 7.6-7.3 (m, 8H, arom), 6.9-6.7 (m, 2H, arom), 5.90 (dq, $J_d=1.5$, $J_q=7.3$, 1H, MeCH), 5.48 (d, $J=1.5$, 1H, OH), 5.15 (d, $J=14.2$, 1H, CH(H)), 3.99 (d, $J=14.2$, 1H, CH(H)), 1.27 (d, $J=7.3$, 3H, CHMe);
 GC/MS 282 (N-ethylheterocycle, $C_{16}H_{14}N_2OS$), 224 (Tr- CH_2COHAr ,
 15 $C_{10}H_8F_2N_3O$); $[\alpha]_D=-49.5^\circ$ (c 1, $CHCl_3$). Analysis calculated for $C_{26}H_{21}F_2N_5O_2S$: C 61.77; H 4.19; N 13.85; S 6.34. Found: C 61.34; H 4.51; N 13.04; S 6.31.

EXAMPLE 61

(1R,2R)-3-[2-(2,4-Difluorophenyl)-2-hydroxy-1-methyl-3-(1H-1,2,4-triazol-1-yl)propyl]-7-phenylsulfonylquinazolin-4(3H)-one

20 Following the procedure described in example 51 but using the compound obtained in the preceding example, the title compound was obtained as a white solid: mp 125-130 °C; 1H NMR (300 MHz, $CDCl_3$) δ (TMS) 8.63 (s, 1H, N=CH-N), 8.44 (d, $J=8.4$, 1H, arom), 8.35 (d, $J=1.6$, 1H, arom), 8.02 (d, $J=8.3$, 3H, arom), 7.77 (s, 1H, triazole), 7.73 (s, 1H, triazole), 7.6-7.4 (m, 4H,
 25 arom), 6.9-6.7 (m, 2H, arom), 5.90 (dq, $J_d=1.5$, $J_q=7.3$, 1H, MeCH), 5.55 (d, $J=1.5$, 1H, OH), 5.12 (d, $J=14.2$, 1H, CH(H)), 3.94 (d, $J=14.2$, 1H, CH(H)), 1.28 (d, $J=7.3$, 3H, CHMe); GC/MS 314 (N-ethylheterocycle, $C_{16}H_{14}N_2O_3S$), 224 (Tr- CH_2COHAr , $C_{10}H_8F_2N_3O$); $[\alpha]_D=+7.0^\circ$ (c 1, $CHCl_3$). Analysis calculated for $C_{26}H_{21}F_2N_5O_4S$: C 58.10; H 3.94; N 13.03; S 5.96. Found: C 57.83; H 4.03; N 12.79;
 30 S 5.59.

EXAMPLE 62

(1R,2R)-3-[2-(2,4-Difluorophenyl)-2-hydroxy-1-methyl-3-(1H-1,2,4-triazol-1-yl)propyl]-6-[4-[(hydroxyamino)iminomethyl]phenyl]thieno[3,2-d]pyrimidin-4(3H)-one

35 To a solution of Na_2CO_3 (0.84 g, 7.92 mmol) in a mixture of H_2O (8 mL) and THF (30 mL) was added (1R,2R)-4-[3-[2-(2,4-difluorophenyl)-2-hydroxy-1-methyl-3-(1H-1,2,4-triazol-1-yl)propyl]-4-oxo-3,4-dihydrothieno[3,2-d]pyrimidin-6-yl]benzotrile (0.5 g, 0.99 mmol, obtained in example 32) and

43

hydroxylamine hydrochloride (0.35 g, 1.95 mmol). The mixture was stirred at reflux overnight, concentrated and the aqueous residue was extracted with CHCl_3 . The organic phase was separated, dried over Na_2SO_4 , filtered and the filtrate concentrated to a solid which was purified by flash chromatography to give the title compound as a pale yellow solid (325 mg, 61%) : mp 246-247 °C; ^1H NMR (300 MHz, MeOH-d_4) δ (MeOH) 8.60 (s, 1H, $\text{N}=\text{CH}-\text{N}$), 8.18 (s, 1H, triazole), 7.86 (d, $J=8.5$, 2H, arom), 7.78 (d, $J=8.5$, 2H, arom), 7.71 (s, 1H, triazole), 7.66 (s, 1H, thiophene), 7.43 (dt, $J_t=6.5$, $J_d=9$, 1H, arom), 7.06 (ddd, $J_d=2.5$, $J_d=8.5$, $J_d=14$, 1H, arom), 6.89 (dt, $J_d=2.5$, $J_t=8.5$, 1H, arom), 6.09 (q, $J=7.3$, 1H, MeCH), 5.09 (d, $J=14.2$, 1H, CH(H)), 4.19 (d, $J=14.2$, 1H, CH(H)), 1.32 (d, $J=7.3$, 3H, CHMe); MS 314 (*N*-ethylheterocycle, $\text{C}_{15}\text{H}_{14}\text{N}_4\text{O}_2\text{S}$), 224 (Tr- CH_2COHAr , $\text{C}_{10}\text{H}_8\text{F}_2\text{N}_3\text{O}$); $[\alpha]_D = +74.9^\circ$ (c 1, MeOH). Analysis calculated for $\text{C}_{25}\text{H}_{21}\text{F}_2\text{N}_7\text{O}_3\text{S}$: C 55.86; H 3.94; N 18.24; S 5.96. Found: C 55.10; H 3.84; N 17.72; S 5.69.

EXAMPLE 63

(1*R*,2*R*)-3-[2-(2,4-Difluorophenyl)-2-hydroxy-1-methyl-3-(1*H*-1,2,4-triazol-1-yl)propyl]-6-[4-[imino(methoxy)methyl]phenyl]thieno[3,2-*d*]pyrimidin-4(3*H*)-one

To a cooled (0 °C) solution of (1*R*,2*R*)-(4-[3-[2-(2,4-difluorophenyl)-2-hydroxy-1-methyl-3-(1*H*-1,2,4-triazol-1-yl)propyl]-4-oxo-3,4-dihydrothieno[3,2-*d*]pyrimidin-6-yl]benzotrile (1.03 g, 2.04 mmol) (obtained in example 32) in MeOH (25 mL) and CHCl_3 (5 mL) was bubbled HCl gas until saturation. The reaction mixture was allowed to stand at 0 °C overnight, and was then concentrated and poured to aqueous K_2CO_3 solution. CHCl_3 was added, the organic phase was separated and the aqueous phase was reextracted with CHCl_3 . The combined organic extracts were washed with water and brine, dried over Na_2SO_4 , filtered and concentrated to give the title compound as a white solid (1.03 g, 94%): mp 194-201 °C; ^1H NMR (300 MHz, CDCl_3) δ (TMS) 8.60 (s, 1H, $\text{N}=\text{CH}-\text{N}$), 7.78 (s, 1H, triazole), 7.77 (s, 4H, arom), 7.74 (s, 1H, triazole), 7.60 (s, 1H, thiophene), 7.49 (dt, $J_d=6.4$, $J_t=8.8$, 1H, arom), 6.9-6.7 (m, 2H, arom), 5.98 (q, $J=7.3$, 1H, MeCH), 5.56 (broad s, 1H, OH), 5.20 (d, $J=14.2$, 1H, CH(H)), 4.02 (d, $J=14.2$, 1H, CH(H)), 3.97 (s, 3H, OCH_3), 1.32 (d, $J=7.3$, 3H, CHMe).

EXAMPLE 64

(1*R*,2*R*)-3-[2-(2,4-Difluorophenyl)-2-hydroxy-1-methyl-3-(1*H*-1,2,4-triazol-1-yl)propyl]-6-[4-[ethoxy(imino)methyl]phenyl]thieno[3,2-*d*]pyrimidin-4(3*H*)-one

Following the procedure described in the preceding example but carrying out the reaction in EtOH the title compound was obtained as a white solid: mp 158-161 °C; ^1H NMR (300 MHz, CDCl_3) δ (TMS) 8.60 (s, 1H, $\text{N}=\text{CH}-\text{N}$), 7.86 (d, $J_t=8.2$, 2H, arom), 7.78 (s, 1H, triazole), 7.75 (d, $J_t=8.2$, 2H, arom), 7.74

(s, 1H, triazole), 7.60 (s, 1H, thiophene), 7.49 (dt, $J_d=6.4$, $J_t=8.8$, 1H, arom), 6.9-6.7 (m, 2H, arom), 5.98 (dq, $J_d=1.6$, $J_q=7.3$, 1H, MeCH), 5.55 (d, $J=1.6$, 1H, OH), 5.20 (d, $J=14.2$, 1H, CH(H)), 4.37 (q, $J=7.3$, 2H, OCH₂CH₃), 4.02 (d, $J=14.2$, 1H, CH(H)), 1.45 (t, $J=7.3$, 3H, OCH₂CH₃), 1.32 (d, $J=7.3$, 3H, CHMe); $[\alpha]_D = +9.5^\circ$ (c 1, CHCl₃).

5 Analysis calculated for C₂₇H₂₄F₂N₆O₃S: C 58.90; H 4.39; N 15.24; S 5.81. Found: C 58.30; H 4.46; N 14.57; S 5.50.

EXAMPLE 65

(1R,2R)-6-[4-[Cyanoamino(imino)methyl]phenyl]-3-[2-(2,4-difluorophenyl)-2-hydroxy-1-methyl-3-(1H-1,2,4-triazol-1-yl)propyl]thieno[3,2-d]pyrimidin-4(3H)-
10 one

A solution of (1R,2R)-3-[2-(2,4-difluorophenyl)-2-hydroxy-1-methyl-3-(1H-1,2,4-triazol-1-yl)propyl]-6-[4-[imino(methoxy)methyl]phenyl]thieno[3,2-d]pyrimidin-4(3H)-one (0.35 mg, 0.652 mmol) (obtained in example 63) and NH₂CN (140 mg, 3.26 mmol) in MeOH (15 mL) was refluxed overnight. The
15 solvent was removed by concentration and the residue was partitioned between CHCl₃ and 10% NaHCO₃ solution. The organic phase was separated, dried over Na₂SO₄, filtered, concentrated and purified by flash chromatography to give the title compound as a white solid: mp 275-278 °C; ¹H NMR (300 MHz, MeOH-d₄) δ (MeOH) 8.61 (s, 1H, N=CH-N), 8.18 (s, 1H, triazole), 8.02 (d, $J=8.5$, 2H, arom), 7.95 (d, $J=8.5$, 2H, arom), 7.81 (s, 1H, thiophene), 7.66 (s, 1H, triazole), 7.43 (dt, $J_t=6.5$, $J_d=9$, 1H, arom), 7.08 (ddd, $J_d=2.5$, $J_d=8.5$, $J_d=14$, 1H, arom), 6.89 (dt, $J_d=2.5$, $J_t=8.5$, 1H, arom), 6.09 (q, $J=7.3$, 1H, MeCH), 5.09 (d, $J=14.2$, 1H, CH(H)), 4.19 (d, $J=14.2$, 1H, CH(H)), 1.33 (d, $J=7.3$, 3H, CHMe); $[\alpha]_D = +43.0^\circ$ (c 0.25, MeOH). Analysis calculated for
25 C₂₆H₂₀F₂N₈O₂S.H₂O: C 55.31; H 3.93; N 19.85; S 5.68. Found: C 55.06; H 3.74; N 18.57; S 5.28.

EXAMPLE 66

(1R,2R)-6-[4-(Aminocarbonyl)phenyl]-3-[2-(2,4-difluorophenyl)-2-hydroxy-1-methyl-3-(1H-1,2,4-triazol-1-yl)propyl]thieno[3,2-d]pyrimidin-4(3H)-one
30 A solution of (1R,2R)-3-[2-(2,4-difluorophenyl)-2-hydroxy-1-methyl-3-(1H-1,2,4-triazol-1-yl)propyl]-6-[4-imino(methoxy)methyl]phenyl]thieno[3,2-d]pyrimidin-4(3H)-one (0.35 g, 0.652 mmol) (obtained in example 63) and 1 N HCl (2 mL) in MeOH (15 mL) was allowed to react at room temperature overnight. The solvent was removed by concentration and the residue was
35 partitioned between CHCl₃ and 10% NaHCO₃ solution. The organic phase was separated, dried over Na₂SO₄, filtered, concentrated and purified by flash chromatography to give the title compound as a white solid: mp 280-285 °C; ¹H NMR (300 MHz, CDCl₃) δ (TMS) 8.61 (s, 1H, N=CH-N), 7.92 (d, $J_t=8.4$, 2H,

45

arom), 7.81 (d, $J_t=8.4$, 2H, arom), 7.78 (s, 1H, triazole), 7.74 (s, 1H, triazole), 7.63 (s, 1H, thiophene), 7.49 (dt, $J_d=6.4$, $J_t=8.8$, 1H, arom), 6.9-6.7 (m, 2H, arom), 6.2-5.5 (broad signal, 2H, NH_2), 5.98 (dq, $J_d=1.6$, $J_q=7.3$, 1H, MeCH), 5.56 (d, $J=1.6$, 1H, OH), 5.20 (d, $J=14.2$, 1H, CH(H)), 4.03 (d, $J=14.2$, 1H, CH(H)), 1.32 (d, $J=7.3$, 3H, CHMe); MS 299 (N-ethylheterocycle, $C_{15}H_{13}N_3O_2S$), 224 (Tr- CH_2COHAr , $C_{10}H_8F_2N_3O$); $[\alpha]_D = +63.6^\circ$ (c 1, MeOH).

EXAMPLE 67

(1R,2R)-3-[2-(2,4-Difluorophenyl)-2-hydroxy-1-methyl-3-(1H-1,2,4-triazol-1-yl)propyl]-6-[4-[imino(methoxyamino)methyl]phenyl]thieno[3,2-d]pyrimidin-4(3H)-one

Following the procedure described in example 65 but using O-methylhydroxylamine the title compound was obtained as a white solid: mp 125-128 °C; 1H NMR (300 MHz, $CDCl_3$) δ (TMS) 8.60 (s, 1H, N=CH-N), 7.78 (s, 1H, triazole), 7.74 (s, 5H, triazole, arom), 7.57 (s, 1H, thiophene), 7.49 (dt, $J_d=6.4$, $J_t=8.8$, 1H, arom), 6.9-6.7 (m, 2H, arom), 5.98 (dq, $J_d=1.6$, $J_q=7.3$, 1H, MeCH), 5.54 (d, $J=1.5$, 1H, OH), 5.20 (d, $J=14.2$, 1H, CH(H)), 4.83 (broad s, 2H), 4.02 (d, $J=14.2$, 1H, CH(H)), 3.95 (s, 3H, OMe), 1.32 (d, $J=7.3$, 3H, CHMe); MS 328 (N-ethylheterocycle, $C_{16}H_{16}N_4O_2S$), 224 (Tr- CH_2COHAr , $C_{10}H_8F_2N_3O$); $[\alpha]_D = +8.4^\circ$ (c 0.5, $CHCl_3$). Analysis calculated for $C_{26}H_{23}F_2N_7O_3S$: C 56.62; H 4.20; N 17.78; S 5.81. Found: C 56.66; H 4.03; N 17.45; S 5.43.

EXAMPLE 68

(1R,2R)-6-[4-[Acetoxyamino(imino)methyl]phenyl]-3-[2-(2,4-difluorophenyl)-2-hydroxy-1-methyl-3-(1H-1,2,4-triazol-1-yl)propyl]thieno[3,2-d]pyrimidin-4(3H)-one

A solution of the product obtained in example 62 (150 mg, 0.27 mmol) in $CHCl_3$ (10 mL) was treated with triethylamine (33 μ L, 0.33 mmol) and acetyl chloride (25 μ L, 0.32 mmol) at 25 °C for 18 h. Next 10% aqueous $NaHCO_3$ solution was added and the aqueous layer was separated. The organic phase was washed with water, dried over Na_2SO_4 , filtered, concentrated and purified by flash chromatography to give the title product as a white solid: mp 140-146 °C; 1H NMR (300 MHz, $CDCl_3$) δ (TMS) 8.61 (s, 1H, N=CH-N), 7.81 (d, $J_t=8.6$, 2H, arom), 7.78 (s, 1H, triazole), 7.76 (d, $J_t=8.2$, 2H, arom), 7.74 (s, 1H, triazole), 7.59 (s, 1H, thiophene), 7.49 (dt, $J_d=6.5$, $J_t=8.8$, 1H, arom), 6.9-6.7 (m, 2H, arom), 5.99 (dq, $J_d=1.6$, $J_q=7.3$, 1H, MeCH), 5.55 (d, $J=1.6$, 1H, OH), 5.20 (d, $J=14.2$, 1H, CH(H)), 5.13 (broad s, 2H), 4.05 (d, $J=14.2$, 1H, CH(H)), 2.27 (s, 3H, COMe), 1.32 (d, $J=7.3$, 3H, CHMe); MS 338 (N-ethylheterocycle (- H_2O), $C_{17}H_{14}N_4O_2S$), 224 (Tr- CH_2COHAr , $C_{10}H_8F_2N_3O$); $[\alpha]_D = +2.0^\circ$ (c 1, $CHCl_3$).

EXAMPLE 69

46

(1R,2R)-3-[2-(2,4-Difluorophenyl)-2-hydroxy-1-methyl-3-(1H-1,2,4-triazol-1-yl)propyl]-6-[4-(4,5-dihydrooxazol-2-yl)phenyl]thieno[3,2-d]pyrimidin-4(3H)-one

Following the procedure described in example 65 but using 2-ethanolamine the title product was obtained as a white solid: mp 235-236 °C; ¹H NMR (300 MHz, CDCl₃) δ (TMS) 8.61 (s, 1H, N=CH-N), 8.04 (d, J_t=8.4, 2H, arom), 7.78 (s, 1H, triazole), 7.76 (d, J=8.4, 2H, arom), 7.74 (s, 1H, triazole), 7.62 (s, 1H, thiophene), 7.49 (dt, J_d=6.5, J_t=8.8, 1H, arom), 6.9-6.7 (m, 2H, arom), 5.98 (dq, J_d=1.6, J_q=7.3, 1H, MeCH), 5.55 (s, 1H, OH), 5.20 (d, J=14.2, 1H, CH(H)), 4.47 (t, J=9.8, 2H, NCH₂CH₂O), 4.11 (t, J=9.8, 2H, NCH₂CH₂O), 4.02 (d, J=14.2, 1H, CH(H)), 1.32 (d, J=7.3, 3H, CHMe); MS 325 (N-ethylheterocycle group, C₁₇H₁₅N₃O₂S), 224 (Tr-CH₂COHAr, C₁₀H₈F₂N₃O); [α]_D = +19.0° (c 1, CHCl₃). Analysis calculated for C₂₇H₂₂F₂N₆O₃S: C 59.12; H 4.04; N 15.32; S 5.84. Found: C 58.43; H 4.04; N 14.67; S 5.47.

15

EXAMPLE 70

(1R,2R)-6-[4-[(2-Aminoethylamino)(imino)methyl]phenyl]-3-[2-(2,4-difluorophenyl)-2-hydroxy-1-methyl-3-(1H-1,2,4-triazol-1-yl)propyl]thieno[3,2-d]pyrimidin-4(3H)-one

Following the procedure described in example 58 but using ethylenediamine the title product was obtained as a yellowish solid: mp 154-161 °C; ¹H NMR (300 MHz, CDCl₃) δ (TMS) 8.61 (s, 1H, N=CH-N), 7.88 (d, J_t=8.5, 2H, arom), 7.78 (s, 1H, triazole), 7.76 (d, J=8.5, 2H, arom), 7.74 (s, 1H, triazole), 7.64 (s, 1H, thiophene), 7.49 (dt, J_d=6.5, J_t=8.8, 1H, arom), 6.9-6.7 (m, 2H, arom), 5.98 (dq, J_d=1.6, J_q=7.3, 1H, MeCH), 5.55 (s, 1H, OH), 5.20 (d, J=14.2, 1H, CH(H)), 4.07 (t, J=9.6, 2H, NCH₂CH₂NH₂), 4.02 (d, J=14.2, 1H, CH(H)), 3.60 (broad t, J=9.6, 2H, NCH₂CH₂NH₂), 1.32 (d, J=7.3, 3H, CHMe); MS 324 (N-ethylheterocycle (-NH₃), C₁₇H₁₆N₄OS), 224 (Tr-CH₂COHAr, C₁₀H₈F₂N₃O); [α]_D = +0.1° (c 0.15, CHCl₃).

30

EXAMPLE 71

(1R,2R)-7-Benzylamino-3-[2-(2,4-difluorophenyl)-2-hydroxy-1-methyl-3-(1H-1,2,4-triazol-1-yl)propyl]quinazolin-4(3H)-one

Following the procedure described in example 40 but using benzylamine the title compound was obtained as a white solid: mp 100-107 °C; ¹H NMR (300 MHz, CDCl₃) δ (TMS) 8.45 (s, 1H, N=CH-N), 8.09 (d, J=8.5, 1H, arom), 7.76 (s, 1H, triazole), 7.73 (s, 1H, triazole), 7.48 (dt, J_d=6.4, J_t=8.8, 1H, arom), 7.5-7.3 (m, 5H, arom), 6.9-6.7 (m, 4H, arom), 5.90 (dq, J_d=1.5, J_q=7.3, 1H, MeCH), 5.42 (d, J=1.5, 1H, OH), 5.17 (d, J=14.2, 1H, CH(H)), 4.72 (broad t, J=4.8, 1H, NH), 4.47 (d, J=5.5, 2H, NCH₂), 4.03 (d, J=14.2, 1H, CH(H)), 1.26 (d, J=7.3, 3H,

22237-413 (S)

47

CHMe); GC/MS 279 (N-ethylheterocycle, C₁₇H₁₇N₃O), 224 (Tr-CH₂COHAr, C₁₀H₈F₂N₃O); [α]_D = -32.3° (c 1, CHCl₃). Analysis calculated for C₂₇H₂₄F₂N₆O₂: C 64.53; H 4.81; N 16.72. Found: C 64.53; H 4.86; N 16.93.

EXAMPLE 72

5 **(1R,2R)-7-Amino-3-[2-(2,4-difluorophenyl)-2-hydroxy-1-methyl-3-(1H-1,2,4-triazol-1-yl)propyl]quinazolin-4(3H)-one**

To a solution of the product obtained in the preceding example (1.45 g, 2.8 mmol) in MeOH (10 mL) was added 10% Pd/C (250 mg) and a solution of ammonium formate (700 mg, 11.2 mmol) in H₂O (2.5 mL). The mixture was
 1 0 refluxed for 24 h and was then filtered through celite™. The filtrate was then concentrated to give the title product as an off-white solid (1.16 g, 93 %): mp 103-109 °C; ¹H NMR (300 MHz, MeOH-d₄) δ (MeOH) 8.39 (s, 1H, N=CH-N), 8.17 (s, 1H, triazole), 7.98 (d, J=8.7, 1H, arom), 7.63 (s, 1H, triazole), 7.5-7.2 (m, 2H, arom), 7.03 (ddd, J_d=2.5, J_d=8.5, J_d=14, 1H, arom), 6.9-6.8 (m, 2H, arom), 6.03
 1 5 (q, J=7.3, 1H, MeCH), 5.06 (d, J=14.2, 1H, CH(H)), 4.14 (d, J=14.2, 1H, CH(H)), 1.26 (d, J=7.3, 3H, CHMe); GC/MS 224 (Tr-CH₂COHAr, C₁₀H₈F₂N₃O), 189 (N-ethylheterocycle, C₁₀H₁₁N₃O); [α]_D = -11.6° (c 0.5, CHCl₃). Analysis calculated for C₂₀H₁₈F₂N₆O₂: C 58.25; H 4.40; N 20.38. Found: C 57.57; H 4.53; N 18.43.

EXAMPLE 73

2 0 **(1R,2R)-7-Bromo-3-[2-(2,4-difluorophenyl)-2-hydroxy-1-methyl-3-(1H-1,2,4-triazol-1-yl)propyl]quinazolin-4(3H)-one**

To a cooled (0°C) solution of the product obtained in the preceding example (300 mg, 0.7 mmol) in 48% HBr (3 mL) was added a solution of NaNO₂ (48 mg, 0.7 mmol) in H₂O (0.5 mL). The mixture was poured to a
 2 5 mixture of CuBr (55 mg, 0.4 mmol) in 48% HBr (1 mL). The reaction mixture was then refluxed for 2 h. Next, H₂O and EtOAc were added, the layers were separated and the organic phase was washed with 1N NaOH and with brine, dried over Na₂SO₄, filtered, concentrated and purified by flash chromatography to give the title product as a white solid (145 mg, 43%): mp
 3 0 109-112 °C; ¹H NMR (300 MHz, CDCl₃) δ (TMS) 8.58 (s, 1H, N=CH-N), 8.19 (d, J=8.5, 1H, arom), 7.94 (d, J=1.8, 1H, arom), 7.76 (s, 1H, triazole), 7.74 (s, 1H, triazole), 7.64 (dd, J=1.8, J=8.5, 1H, arom), 7.48 (dt, J_d=6.4, J_t=8.8, 1H, arom), 6.9-6.7 (m, 2H, arom), 5.91 (dq, J_d=1.5, J_q=7.3, 1H, MeCH), 5.54 (d, J=1.5, 1H, OH), 5.14 (d, J=14.2, 1H, CH(H)), 4.00 (d, J=14.2, 1H, CH(H)), 1.29 (d, J=7.3, 3H, CHMe);
 3 5 GC/MS 252 and 254 (N-ethylheterocycle, C₁₀H₉BrN₂O), 224 (Tr-CH₂COHAr, C₁₀H₈F₂N₃O); [α]_D = -10.8° (c 1, CHCl₃). Analysis calculated for C₂₀H₁₆BrF₂N₅O₂: C 50.44; H 3.39; N 14.70. Found: C 48.14; H 3.17; N 13.51.

EXAMPLE 74

(1R,2R)-3-[2-(2,4-Difluorophenyl)-2-hydroxy-1-methyl-3-(1H-1,2,4-triazol-1-yl)propyl]-7-iodoquinazolin-4(3H)-one

To a cooled (0°C) solution of the product obtained in example 72 (500 mg, 1.2 mmol) in a mixture of concentrated HCl (3 mL) and ice (4 mL) was added a solution of NaNO₂ (88 mg, 1.3 mmol) in H₂O (0.5 mL). After 15 min, the resulting mixture was poured to a mixture of KI (1.9 g, 12 mmol) in H₂O (10 mL). The reaction mixture was stirred at 25 °C for 15 h. Then, H₂O and EtOAc were added, the layers were separated and the organic phase was washed with 1N NaOH and with brine, dried over Na₂SO₄, filtered, concentrated and purified by flash chromatography to give the title product as a white solid (225 mg, 35%): mp 155-156 °C; ¹H NMR (300 MHz, CDCl₃) δ (TMS) 8.56 (s, 1H, N=CH-N), 8.18 (d, J=1.5, 1H, arom), 8.02 (d, J=8.5, 1H, arom), 7.85 (dd, J=1.5, J=8.5, 1H, arom), 7.76 (s, 1H, triazole), 7.74 (s, 1H, triazole), 7.48 (dt, J_d=6.4, J_t=8.8, 1H, arom), 6.9-6.7 (m, 2H, arom), 5.91 (dq, J_d=1.5, J_q=7.3, 1H, MeCH), 5.53 (d, J=1.5, 1H, OH), 5.14 (d, J=14.2, 1H, CH(H)), 4.00 (d, J=14.2, 1H, CH(H)), 1.29 (d, J=7.3, 3H, CHMe); GC/MS 300 (N-ethylheterocycle, C₁₀H₉IN₂O), 224 (Tr-CH₂COHAr, C₁₀H₈F₂N₃O); [α]_D = -19.3° (c 1, CHCl₃). Analysis calculated for C₂₀H₁₆IF₂N₅O₂: C 45.91; H 3.08; N 13.38. Found: C 45.62; H 3.07; N 13.23.

20

EXAMPLE 75

(1R,2R)-7-Bromo-3-[2-(2,4-difluorophenyl)-2-hydroxy-1-methyl-3-(1H-1,2,4-triazol-1-yl)propyl]-6-fluoroquinazolin-4(3H)-one

Following the procedure described in example 73 but using (1R,2R)-7-amino-3-[2-(2,4-difluorophenyl)-2-hydroxy-1-methyl-3-(1H-1,2,4-triazol-1-yl)propyl]-6-fluoroquinazolin-4(3H)-one (obtained in example 56) the title compound was obtained as a white solid: mp 185-186 °C; ¹H NMR (300 MHz, MeOH-d₄) δ (MeOH) 8.52 (s, 1H, N=CH-N), 8.17 (s, 1H, triazole), 8.1-8.0 (m, 2H, arom), 7.64 (s, 1H, triazole), 7.42 (dt, J_t=6.5, J_d=9, 1H, arom), 7.04 (ddd, J_d=2.5, J_d=8.5, J_d=14, 1H, arom), 6.88 (dt, J_d=2.5, J_t=8.5, 1H, arom), 6.02 (q, J=7.3, 1H, MeCH), 5.03 (d, J=14.2, 1H, CH(H)), 4.22 (d, J=14.2, 1H, CH(H)), 1.29 (d, J=7.3, 3H, CHMe); GC/MS 270 and 272 (N-ethylheterocycle, C₁₀H₈BrFN₂O), 224 (Tr-CH₂COHAr, C₁₀H₈F₂N₃O); [α]_D = +41° (c 0.1, MeOH).

30

EXAMPLE 76

(1R,2R)-3-[2-(2,4-Difluorophenyl)-2-hydroxy-1-methyl-3-(1H-1,2,4-triazol-1-yl)propyl]-6-(4-fluorophenyl)thieno[3,2-d]pyrimidin-4(3H)-one

35

Following a similar procedure to that described in example 1 but using 3-amino-5-(4-fluorophenyl)thiophene-2-carboxylic acid (obtained as described in Hartmann, *Synthesis* 1984, 275) the title compound was obtained as a

22237-413 (S)

49

white solid: mp 118-127 °C; ¹H NMR (300 MHz, CDCl₃) δ (TMS) 8.60 (s, 1H, N=CH-N), 7.78 (s, 1H, triazole), 7.74 (s, 1H, triazole), 7.70 (m, 2H, arom), 7.50 (dt, J_d=6.4, J_t=8.8, 1H, arom), 7.49 (s, 1H, thiophene), 7.18 (m, 2H, arom), 6.9-6.7 (m, 2H, arom), 5.98 (dq, J_d=1.6, J_q=7.3, 1H, MeCH), 5.54 (d, J=1.6, 1H, OH), 5.20 (d, J=14.2, 1H, CH(H)), 4.02 (d, J=14.2, 1H, CH(H)), 1.31 (d, J=7.3, 3H, CHMe); GC/MS 274 (N-ethylheterocycle, C₁₄H₁₁FN₂OS), 224 (Tr-CH₂COHAr, C₁₀H₈F₂N₃O); [α]_D = +12.9° (c 1, CHCl₃). Analysis calculated for C₂₄H₁₈F₃N₅O₂S.1/2H₂O: C 56.94; H 3.75; N 13.82; S 6.32. Found: C 57.09; H 3.78; N 13.39; S 6.02.

10

EXAMPLE 77

(1R,2R)-3-[2-(2,4-Difluorophenyl)-2-hydroxy-1-methyl-3-(1H-1,2,4-triazol-1-yl)propyl]-6-(4-nitrophenyl)thieno[3,2-d]pyrimidin-4(3H)-one

Following a similar procedure to that described in example 1 but using 3-amino-5-(4-nitrophenyl)thiophene-2-carboxylic acid (obtained as described in Hartmann, *Synthesis* 1984, 275) and recrystallizing the final product from acetonitrile the title compound was obtained as a white solid: mp 272-273 °C; ¹H NMR (300 MHz, CDCl₃) δ (TMS) 8.63 (s, 1H, N=CH-N), 8.34 (d, J=8.8, 2H, arom), 7.89 (d, J=8.8, 2H, arom), 7.79 (s, 1H, triazole), 7.75 (s, 1H, triazole), 7.69 (s, 1H, thiophene), 7.49 (dt, J_d=6.4, J_t=8.8, 1H, arom), 6.9-6.7 (m, 2H, arom), 5.98 (dq, J_d=1.6, J_q=7.3, 1H, MeCH), 5.58 (d, J=1.6, 1H, OH), 5.19 (d, J=14.2, 1H, CH(H)), 4.02 (d, J=14.2, 1H, CH(H)), 1.33 (d, J=7.3, 3H, CHMe); GC/MS 301 (N-ethylheterocycle, C₁₄H₁₁N₃O₃S), 224 (Tr-CH₂COHAr, C₁₀H₈F₂N₃O); [α]_D = +17.3° (c 0.23, CHCl₃). Analysis calculated for C₂₄H₁₈F₂N₆O₄S.H₂O: C 53.13; H 3.72; N 15.49; S 5.91. Found: C 52.99; H 3.40; N 15.40; S 5.81.

25

EXAMPLE 78

(1R,2R)-6-(4-Aminophenyl)-3-[2-(2,4-difluorophenyl)-2-hydroxy-1-methyl-3-(1H-1,2,4-triazol-1-yl)propyl]thieno[3,2-d]pyrimidin-4(3H)-one

A solution of the above product (388 mg, 0.74 mmol) in EtOH (15 mL) and CHCl₃ (15 mL) was treated with 10% Pd/C (88 mg) and H₂ at 1 atm under vigorous stirring for 5 h. The catalyst was filtered off through celiteTM, the solvent was removed and the desired product was isolated by flash chromatography (320 mg, 87 %): mp 184-186 °C; ¹H NMR (300 MHz, CDCl₃) δ (TMS) 8.61 (s, 1H, N=CH-N), 7.9-7.7 (m, 6H, arom, triazole), 7.64 (s, 1H, thiophene), 7.49 (dt, J_d=6.4, J_t=8.8, 1H, arom), 6.9-6.7 (m, 2H, arom), 5.98 (dq, J_d=1.6, J_q=7.3, 1H, MeCH), 5.55 (d, J=1.6, 1H, OH), 5.20 (d, J=14.2, 1H, CH(H)), 4.3 (br s, 2H, NH₂), 4.02 (d, J=14.2, 1H, CH(H)), 1.32 (d, J=7.3, 3H, CHMe); GC/MS 271 (N-ethylheterocycle, C₁₄H₁₃N₃OS), 224 (Tr-CH₂COHAr, C₁₀H₈F₂N₃O).

35

EXAMPLE 79

(1R,2R)-3-[2-(2,4-Difluorophenyl)-2-hydroxy-1-methyl-3-(1H-1,2,4-triazol-1-yl)propyl]-6-[4-(methylthio)phenyl]thieno[3,2-d]pyrimidin-4(3H)-one

Following a similar procedure to that described in example 1 but using 3-amino-5-[4-(methylthio)phenyl]thiophene-2-carboxylic acid (obtained as described in Hartmann, *Synthesis* 1984, 275) the title compound was obtained as a white solid: mp 223-224 °C; ¹H NMR (300 MHz, CDCl₃) δ (TMS) 8.59 (s, 1H, N=CH-N), 7.78 (s, 1H, triazole), 7.74 (s, 1H, triazole), 7.64 (dt, J_d=2, J_t=8.6, 2H, arom), 7.50 (s, 1H, thiophene), 7.49 (dt, J_d=6.4, J_t=8.8, 1H, arom), 7.32 (dt, J_d=2, J_t=8.6, 2H, arom), 6.9-6.7 (m, 2H, arom), 5.98 (dq, J_d=1.6, J_q=7.3, 1H, MeCH), 5.53 (d, J=1.6, 1H, OH), 5.20 (d, J=14.2, 1H, CH(H)), 4.02 (d, J=14.2, 1H, CH(H)), 2.53 (s, 3H, SMe), 1.31 (d, J=7.3, 3H, CHMe); GC/MS 302 (N-ethylheterocycle, C₁₅H₁₄N₂OS₂), 224 (Tr-CH₂COHAr, C₁₀H₈F₂N₃O); [α]_D = +14.3° (c 1, CHCl₃). Analysis calculated for C₂₅H₂₁F₂N₅O₂S₂: C 57.13; H 4.03; N 13.33; S 12.18. Found: C 56.99; H 4.12; N 12.96; S 11.80.

EXAMPLE 80

(1R,2R)-3-[2-(2,4-Difluorophenyl)-2-hydroxy-1-methyl-3-(1H-1,2,4-triazol-1-yl)propyl]-6-[4-(methylsulfonyl)phenyl]thieno[3,2-d]pyrimidin-4(3H)-one

Following the procedure described in example 51 but using the compound obtained in the preceding example, the title compound was obtained as a white solid: mp 281-282 °C; ¹H NMR (300 MHz, CDCl₃) δ (TMS) 8.63 (s, 1H, N=CH-N), 8.05 (d, J=8.4, 2H, arom), 7.91 (d, J=8.4, 2H, arom), 7.78 (s, 1H, triazole), 7.74 (s, 1H, triazole), 7.67 (s, 1H, thiophene), 7.49 (dt, J_d=6.4, J_t=8.8, 1H, arom), 6.9-6.7 (m, 2H, arom), 5.98 (dq, J_d=1.6, J_q=7.3, 1H, MeCH), 5.57 (d, J=1.6, 1H, OH), 5.19 (d, J=14.2, 1H, CH(H)), 4.02 (d, J=14.2, 1H, CH(H)), 3.10 (s, 3H, SMe), 1.32 (d, J=7.3, 3H, CHMe); GC/MS 334 (N-ethylheterocycle, C₁₅H₁₄N₂O₃S₂), 224 (Tr-CH₂COHAr, C₁₀H₈F₂N₃O); [α]_D = +13.6° (c 1, CHCl₃). Analysis calculated for C₂₅H₂₁F₂N₅O₄S₂: C 53.85; H 3.80; N 12.56; S 11.48. Found: C 53.59; H 3.88; N 12.45; S 11.20.

EXAMPLE 81

(1R,2R)-6-(4-Fluorophenyl)-3-[2-(2-fluorophenyl)-2-hydroxy-1-methyl-3-(1H-1,2,4-triazol-1-yl)propyl]thieno[3,2-d]pyrimidin-4(3H)-one

Following a similar procedure to that described in example 76 but using (2R,3R)-3-amino-2-(2-fluorophenyl)-1-(1H-1,2,4-triazol-1-yl)-2-butanol (obtained as described in *J. Org. Chem.*, 1995, 60, 3000-3012) the title compound was obtained as a white solid: mp 213-225 °C; ¹H NMR (300 MHz, CDCl₃) δ (TMS) 8.63 (s, 1H, N=CH-N), 7.75 (s, 1H, triazole), 7.73 (s, 1H, triazole), 7.71 (m, 2H, arom), 7.49 (s, 1H, thiophene), 7.48 (dt, J_t=1.8, J_d=8.6, 1H, arom), 7.3-7.2 (m, 1H, arom), 7.17 (tt, J=2, J=8.5, 2H, arom), 7.1-7.0 (m, 2H, arom), 6.04 (dq, J_d=1.6,

$J_q=7.3$, 1H, MeCH), 5.43 (d, $J=1.6$, 1H, OH), 5.23 (d, $J=14.1$, 1H, CH(H)), 4.02 (d, $J=14.1$, 1H, CH(H)), 1.29 (d, $J=7.3$, 3H, CHMe); GC/MS 274 (N-ethylheterocycle, $C_{14}H_{11}FN_2OS$), 206 (Tr- CH_2COHAr , $C_{10}H_9FN_3O$); $[\alpha]_D^{25} = +7.3^\circ$ (c 1, $CHCl_3$). Analysis calculated for $C_{24}H_{19}F_2N_5O_2S \cdot 1/2H_2O$: C 59.00; H 4.09; N 14.33; S 6.55.
5 Found: C 59.22; H 3.98; N 14.25; S 6.33.

EXAMPLE 82

(1R,2R)-7-Chloro-3-[2-(2-fluorophenyl)-2-hydroxy-1-methyl-3-(1H-1,2,4-triazol-1-yl)propyl]quinazolin-4(3H)-one

Following a similar procedure to that described in example 1 but using
10 (2R,3R)-3-amino-2-(2-fluorophenyl)-1-(1H-1,2,4-triazol-1-yl)-2-butanol (obtained as described in *J. Org. Chem.*, 1995, 60, 3000-3012) the title compound was obtained as a white: mp 124-129 °C; 1H NMR (300 MHz, $CDCl_3$) δ (TMS) 8.65 (s, 1H, N=CH-N), 8.31 (d, $J=8.5$, 1H, arom), 7.80 (d, $J=1.9$, 1H, arom), 7.77 (s, 1H, triazole), 7.76 (s, 1H, triazole), 7.6-7.4 (m, 2H, arom), 7.3-7.2 (m, 1H, arom), 7.2-
15 7.0 (m, 2H, arom), 6.02 (dq, $J_d=1.2$, $J_q=7.3$, 1H, MeCH), 5.47 (d, $J=1.3$, 1H, OH), 5.24 (d, $J=14.1$, 1H, CH(H)), 4.05 (d, $J=14.1$, 1H, CH(H)), 1.31 (d, $J=7.3$, 3H, CHMe); GC/MS 207 (N-ethylheterocycle, $C_{10}H_9ClN_2O$), 206 (Tr- CH_2COHAr , $C_{10}H_9FN_3O$); $[\alpha]_D^{25} = -9.0^\circ$ (c 0.5, $CHCl_3$). Analysis calculated for $C_{20}H_{17}ClFN_5O_2$: C 58.05; H 4.14; N 16.92. Found: C 58.40; H 4.19; N 16.61.

20

EXAMPLE 83

In vitro activity

In vitro activity was evaluated against *C. albicans*, *C. krusei*, and *Aspergillus fumigatus* by the agar dilution method. Test strains were either clinical isolates or were obtained from ATCC. Stock solutions containing 800
25 $\mu g/mL$ were prepared by solving the test products in 50% ethanol. The culture medium used was Kimmig's agar (K.A., E. Merck) supplemented with 0.5% glycerol. Plates containing serial dilutions (80 to 0.025 $\mu g/mL$) of the test products were inoculated with 10 μL of the fungal inocula, containing 10^5 colony forming units (cfu)/mL. Plates were incubated at 25 °C during 48 h for
30 *Candida sp.* and during 5 days for *Aspergillus fumigatus*. Following incubation MICs (minimal inhibitory concentrations) were determined. Results are shown in the following table:

IN VITRO ACTIVITIES (MIC in $\mu g/mL$)

EXAMPLE No.	<i>C.albicans</i>	<i>C.krusei</i>	<i>Asp. fumigatus</i>
35 1	≤ 0.03	0.63	0.31
2	≤ 0.03	1.25	1.25
4	0.15	0.63	10
5	0.07	5	10

2201477

52

	7	≤0.03	2.5	40
	12	≤0.03	1.25	1.25
	16	≤0.03	0.63	2.5
	17	≤0.03	0.63	20
5	20	0.31	1.25	10
	24	≤0.03	2.5	40
	31	≤0.03	0.07	2.5
	38	≤0.03	5	20
	39	≤0.03	0.15	1.25
10	50	≤0.03	0.31	2.5
	60	≤0.03	0.31	0.63
	61	0.31	5	5
	67	0.31	0.63	1.25
	68	0.31	10	20
15	70	0.07	10	20
	71	≤0.03	2.50	5
	73	≤0.03	0.31	0.31
	74	≤0.03	0.31	0.31
	75	0.15	1.25	2.5
20	76	≤0.03	0.15	1.25
	81	≤0.03	0.31	10

EXAMPLE 84

In vivo activity (systemic candidiasis)

25 Groups of 10 male mice were inoculated i.v. with 0.2 mL of a suspension containing $(2-8) \times 10^7$ cfu/mL of *Candida albicans*. Compounds were administered orally at 1 mg/kg (or at 10 mg/kg for those compounds marked with an asterisk) at times 1, 4 and 24 h after infection. Following this protocol, animals treated with the products of examples 1*, 7, 9, 10, 16, 17, 19, 30 20, 31, 32, 33, 34, 39, 48, 50, 51, 52, 53, 54, 55, 62, 65, 67, 69, 73*, 74, 75, 76 and 81 showed 100% protection on the day where all the animals in the control group had died (days 2-4).

EXAMPLE 85

In vivo activity (systemic aspergillosis)

35 According to a similar *in vivo* model of systemic aspergillosis in mice, animals treated with the products of examples 1, 2, 16, 31, 32 and 73 (p.o. 20 mg/kg/day, 5 days) showed 60-100% protection on day 25 postinfection. Mortality in the control group on day 25 was 90%.

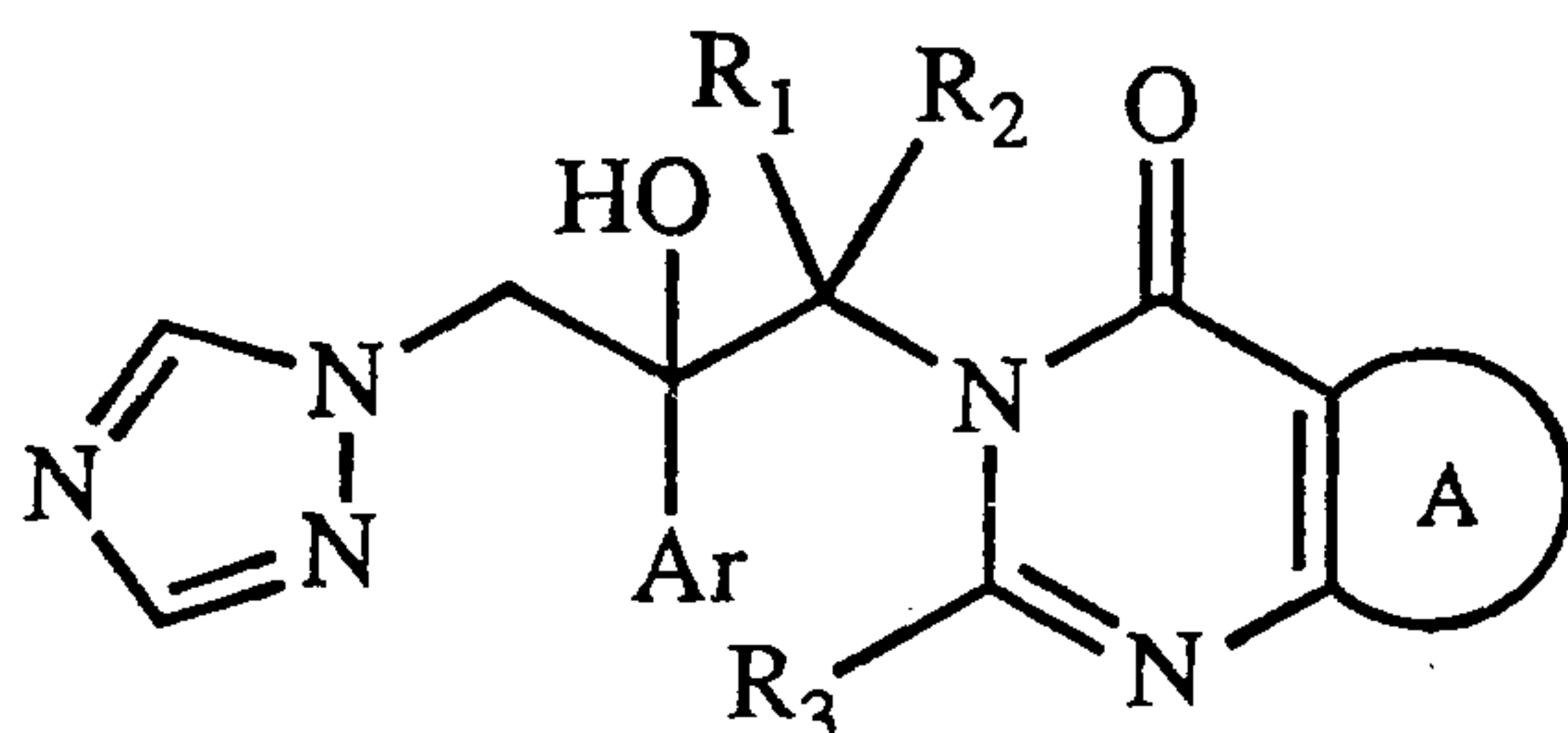
As the results of the above tests show, the compounds of the present invention have excellent antifungal properties and therefore are useful for the treatment or prophylaxis of various fungal infections.

22237-413 (S)

53

CLAIMS:

1. A compound of formula I:



5

I

as a racemate, a diastereomer mixture or as a pure enantiomer, wherein:

10 Ar represents phenyl or phenyl substituted with one or more halogen and/or trifluoromethyl groups;

R₁ is C₁-C₄ alkyl;

R₂ is hydrogen or C₁-C₄ alkyl;

or R₁ together with R₂ form a C₂-C₄ polymethylene chain;

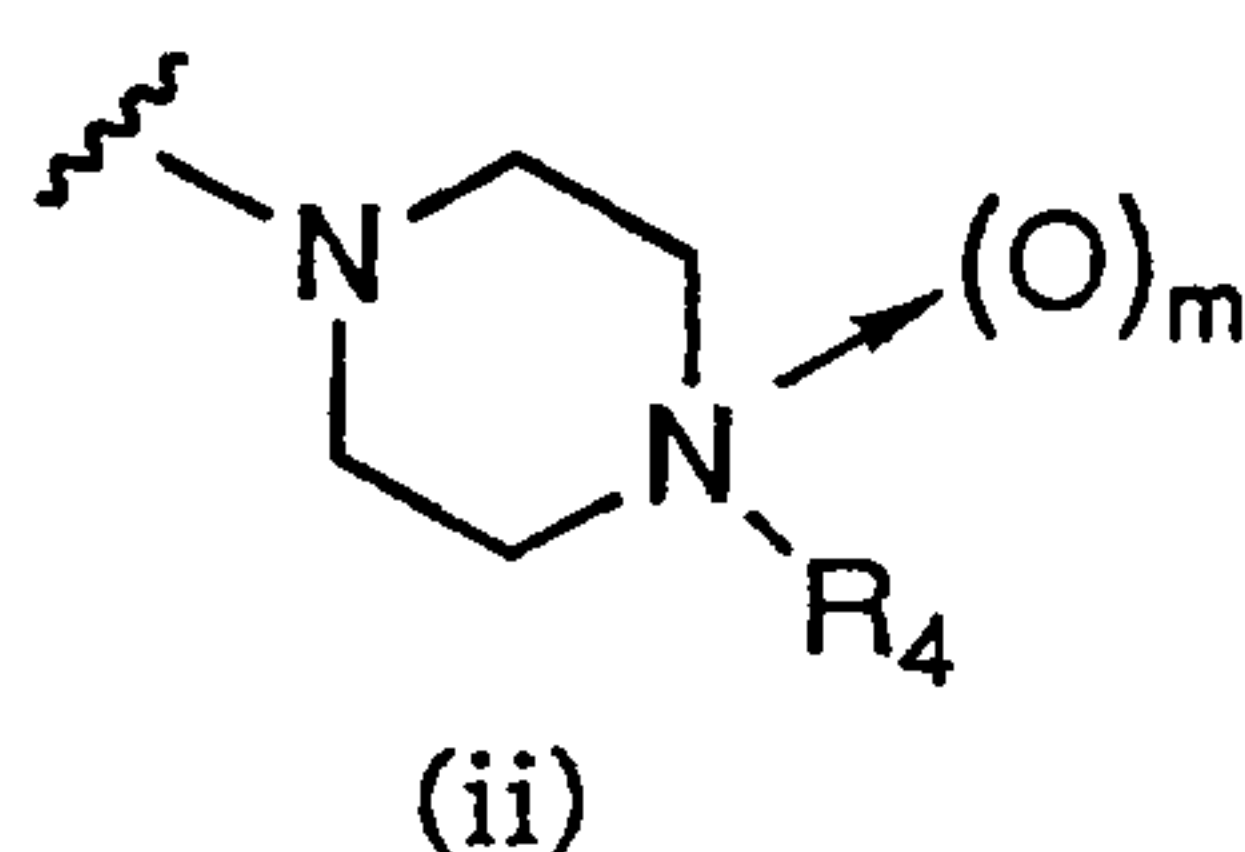
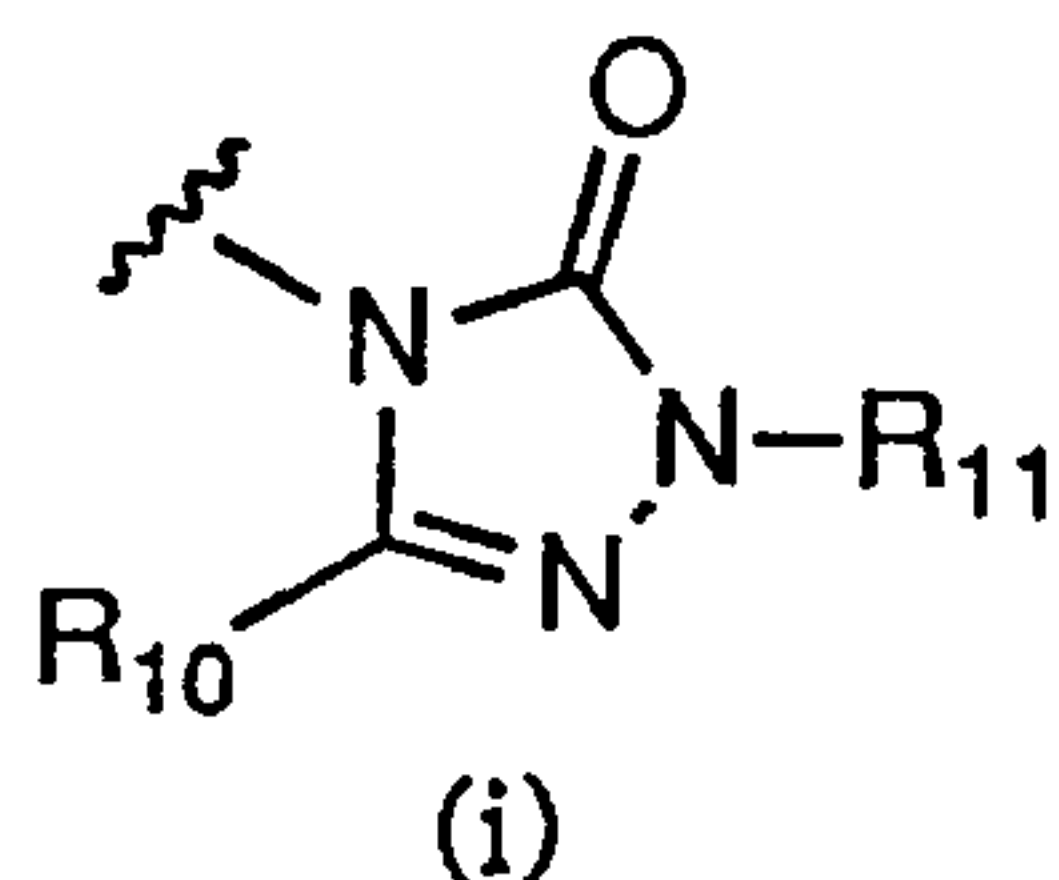
R₃ represents hydrogen, C₁-C₄ alkyl, C₁-C₄ haloalkyl, or cyclopropyl;

15 A represents a benzene ring or a 5- or 6-membered heterocyclic ring wherein one or more of the ring atoms are selected from the group consisting of N, O and S, which ring is optionally fused to a benzene ring or to a 5- or 6-membered heterocyclic ring containing one or more heteroatoms selected from N, O and S, and wherein A is unsubstituted or has 1, 2, 3 or 4

20 substituents W in any of the rings;

a group W represents C₁-C₄ alkyl, C₃-C₆ cycloalkyl, C₁-C₄ haloalkyl, C₁-C₄ alkoxy, C₁-C₄ haloalkoxy, halogen, nitro, cyano, hydroxy, benzyloxy, hydroxymethyl, a group -NR₄R₅, a group -CONR₄R₅, a group -CH₂-OCO-R₄, a group -CO-R₄, a group -COO-R₄, a group -SO₂R₆, a group -C(=NR₄)NHR₇, a

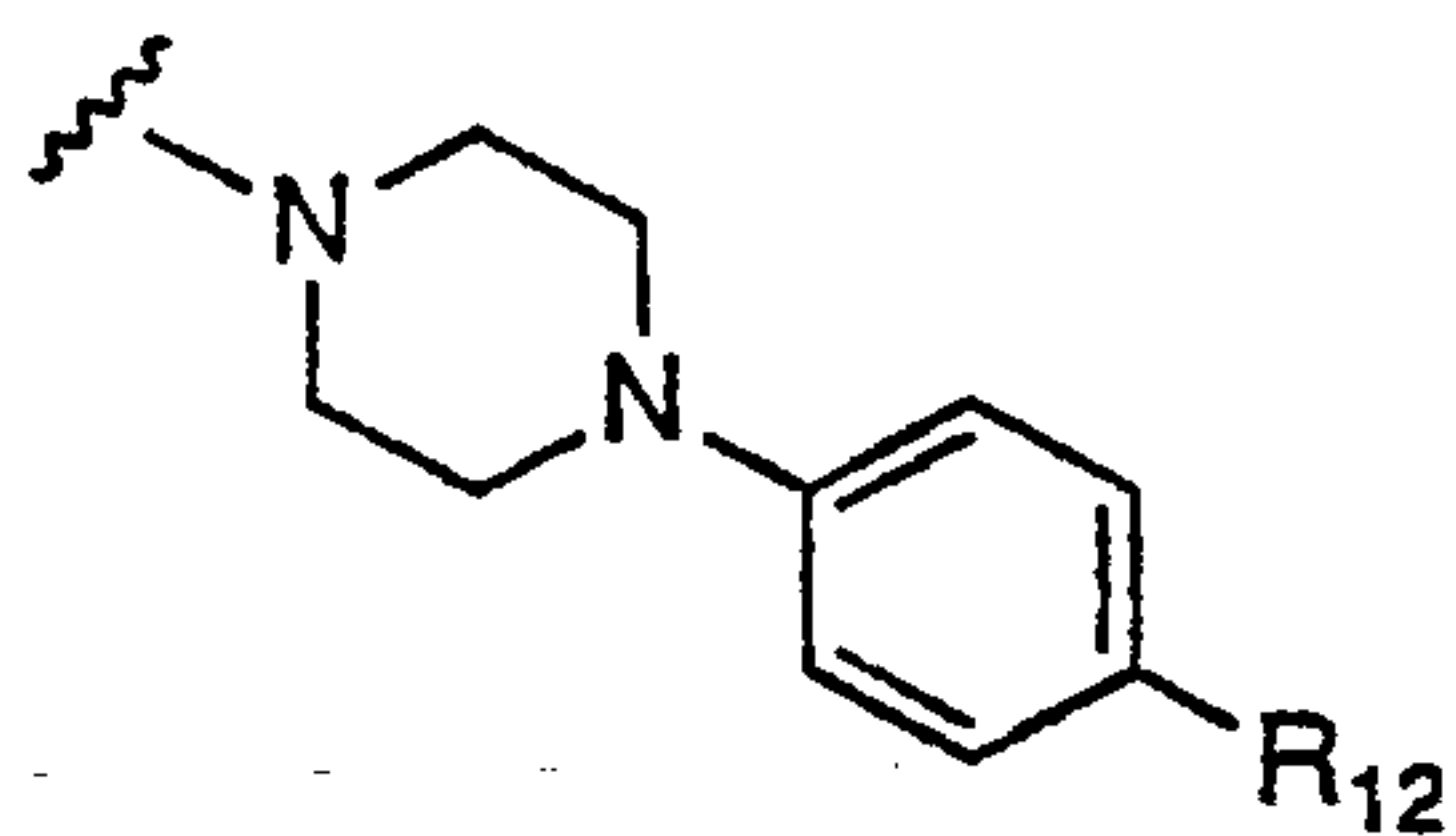
25 group -C(=NR₇)OR₄, and additionally one of the groups W can also represent 1-pyrrolyl, 1-imidazolyl, 1H-1,2,4-triazol-1-yl, 5-tetrazolyl (optionally substituted with C₁-C₄ alkyl), 1-pyrrolidinyl, 4-morpholinyl, 4-morpholinyl-N-oxide, a group -X-R₈, or a group of formula (i)-(iv):



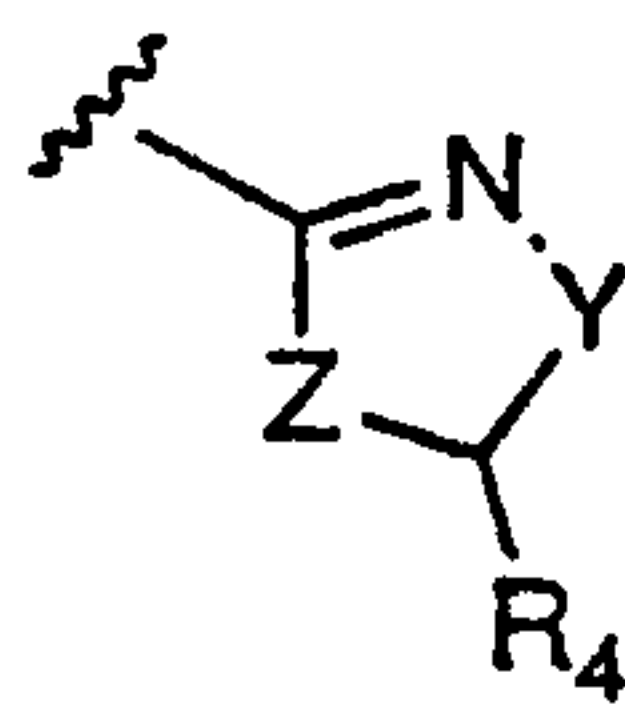
30

2201477

54



(iii)



(iv)

wherein

- 5 R_4 represents hydrogen, C_1 - C_4 alkyl, C_3 - C_6 cycloalkyl or aryl C_{1-4} alkyl, wherein aryl represents phenyl or phenyl substituted with one or more C_1 - C_4 alkyl, halogen, C_1 - C_4 haloalkyl, C_1 - C_4 alkoxy or C_1 - C_4 haloalkoxy groups;
- R_5 represents hydrogen, C_1 - C_4 alkyl, C_3 - C_6 cycloalkyl, a group $-COR_4$ or a group $-COCF_3$;
- 10 R_6 represents C_1 - C_4 alkyl;
- z represents 0, 1 or 2;
- R_7 represents hydrogen, $-CONH_2$, $-COMe$, $-CN$, $-SO_2NHR_4$, $-SO_2R_4$, $-OR_4$, $-OCOR_4$ or $-(C_{1-4} \text{ alkyl})-NH_2$;
- X represents a single bond, $-O-$, $-SO_2-$, $-NR_4-$, or $-C(=O)-$;
- 15 R_8 represents a phenyl group optionally substituted with one or more groups R_9 ;
- R_9 represents C_1 - C_4 alkyl, C_3 - C_6 cycloalkyl, C_1 - C_4 haloalkyl, C_1 - C_4 alkoxy, C_1 - C_4 haloalkoxy, halogen, nitro, cyano, a group $-NR_4R_5$, a group $-CONR_4R_5$, a group $-CH_2-OCO-R_4$, a group $-CO-R_4$, a group $-COO-R_4$, a group
- 20 $-SO_2R_6$, a group $-C(=NR_4)NHR_7$, a group $-C(=NR_7)OR_4$, a group of formula (iv) or R_9 represents a phenyl group (optionally substituted with a group C_1 - C_4 alkyl, C_1 - C_4 haloalkyl, C_1 - C_4 alkoxy, C_1 - C_4 haloalkoxy, halogen, nitro or cyano);
- R_{10} represents hydrogen or methyl;
- 25 R_{11} represents hydrogen, isopropyl, cyclopentyl, cyclopropyl, 2-butyl, 3-pentyl, 3-hydroxy-2-butyl, or 2-hydroxy-3-pentyl;
- m represents 0 or 1;
- R_{12} represents halogen, C_1 - C_4 haloalkyl, C_1 - C_4 haloalkoxy, nitro, amino, cyano, or a group of formula (i);
- 30 Y represents $-CH_2-$ or $-C(=O)-$; and
- Z represents NH or O ;
- and the salts and solvates thereof.
- 2.- A compound as claimed in claim 1 wherein R_1 represents C_{1-4} alkyl and R_2 represents hydrogen.
- 35 3.- A compound as claimed in claim 2 wherein R_1 represents methyl.

22237-413(S)

55

4. A compound as claimed in any one of claims 1 to 3 wherein R₃ represents hydrogen, methyl, trifluoromethyl or cyclopropyl.

5. A compound as claimed in any one of claims 1 to 4
5 wherein Ar represents 2-fluorophenyl, 4-fluorophenyl, 2-chloro-4-fluorophenyl, 2,4-dichlorophenyl, 2,4-difluorophenyl, 4-(trifluoromethyl) phenyl or 4-chlorophenyl.

6. A compound as claimed in any one of claims 1 to 5
10 wherein A represents a benzene ring, which is optionally fused to a benzene ring or to a 5- or 6-membered heterocyclic ring containing one or more heteroatoms selected from N, O and S, or A represents a 5- or 6-membered heterocyclic ring, wherein one or more of said ring atoms
15 are selected from the group consisting of N, O and S, which heterocyclic ring is optionally fused to a benzene ring, wherein A is unsubstituted or has 1, 2, 3 or 4 groups W in any of the rings.

7. A compound as claimed in any one of claims 1 to 5
20 wherein A represents a benzene ring or a 5- or 6-membered heterocyclic ring containing one or more heteroatoms selected from N, O and S, wherein A is unsubstituted or has 1, 2, 3 or 4 groups W.

8. A compound as claimed in any one of claims 1 to 5
25 wherein A represents a benzene ring or a 5-membered heterocyclic ring containing one heteroatom selected from N, O and S or two heteroatoms selected from the pairs N/N, N/O and N/S, wherein A is unsubstituted or has 1, 2, 3 or 4 groups W.

22237-413(S)

56

9. A compound as claimed in claim 8 wherein A represents a benzene, thiophene, or thiazole ring, wherein A is unsubstituted or has 1, 2, 3 or 4 groups W.

10. A compound as claimed in any one of claims 1 to 5 wherein A represents a benzene ring, which is unsubstituted or has 1, 2, 3 or 4 groups W.

11. A compound as claimed in any one of claims 1 to 5 wherein A represents a 5- or 6-membered heterocyclic ring containing one or more heteroatoms selected from N, O and S, which is unsubstituted or has 1, 2, 3 or 4 groups W.

12. A compound as claimed in any one of claims 1 to 11 as a substantially pure stereoisomer.

13. A compound as claimed in any one of claims 1 to 12 wherein the stereochemistry of the compounds is (1R,2R).

15 14. A compound as claimed in claim 1 selected from:

(a) (1R,2R)-7-chloro-3-[2-(2,4-difluorophenyl)-2-hydroxy-1-methyl-3-(1H-1,2,4-triazol-1-yl)propyl] quinazolin-4(3H)-one;

(b) (1R,2R)-3-[2-(2,4-difluorophenyl)-2-hydroxy-1-methyl-3-(1H-1,2,4-triazol-1-yl)propyl]-7-trifluoromethylquinazolin-4(3H)-one;

(c) (1R,2R)-3-[2-(2,4-difluorophenyl)-2-hydroxy-1-methyl-3-(1H-1,2,4-triazol-yl)propyl]-7-(2,2,2-trifluoroethoxy)quinazolin-4(3H)-one;

(d) (1R,2R)-6-(4-chlorophenyl)-3-[2-(2,4-difluorophenyl)-2-hydroxy-1-methyl-3-(1H-1,2,4-triazol-1-yl)propyl]thieno[3,2-d]pyrimidin-4(3H)-one;

(e) (1R,2R)-4-[3-[2-(2,4-difluorophenyl)-2-hydroxy-1-methyl-3-(1H-1,2,4-triazol-1-yl)propyl]-4-oxo-3,4-dihydrothieno[3,2-d]pyrimidin-6-yl]benzotrile;

(f) (1R,2R)-7-(4-chlorophenoxy)-3-[2-(2,4-difluorophenyl)-2-hydroxy-1-methyl-3-(1H-1,2,4-triazol-1-yl)propyl]quinazolin-4(3H)-one;

(g) (1R,2R)-3-[2-(2,4-difluorophenyl)-2-hydroxy-1-methyl-3-(1H-1,2,4-triazol-1-yl)propyl]-6-[4-[imino(methoxyamino)methyl]phenyl]thieno[3,2-d]pyrimidin-4(3H)-one;

(h) (1R,2R)-7-bromo-3-[2-(2,4-difluorophenyl)-2-hydroxy-1-methyl-3-(1H-1,2,4-triazol-1-yl)propyl]quinazolin-4(3H)-one;

(i) (1R,2R)-3-[2-(2,4-difluorophenyl)-2-hydroxy-1-methyl-3-(1H-1,2,4-triazol-1-yl)propyl]-7-iodoquinazolin-4(3H)-one;

(j) (1R,2R)-3-[2-(2,4-difluorophenyl)-2-hydroxy-1-methyl-3-(1H-1,2,4-triazol-1-yl)propyl]-6-(4-fluorophenyl)thieno[3,2-d]pyrimidin-4(3H)-one;

(k) (1R,2R)-3-[2-(2,4-difluorophenyl)-2-hydroxy-1-

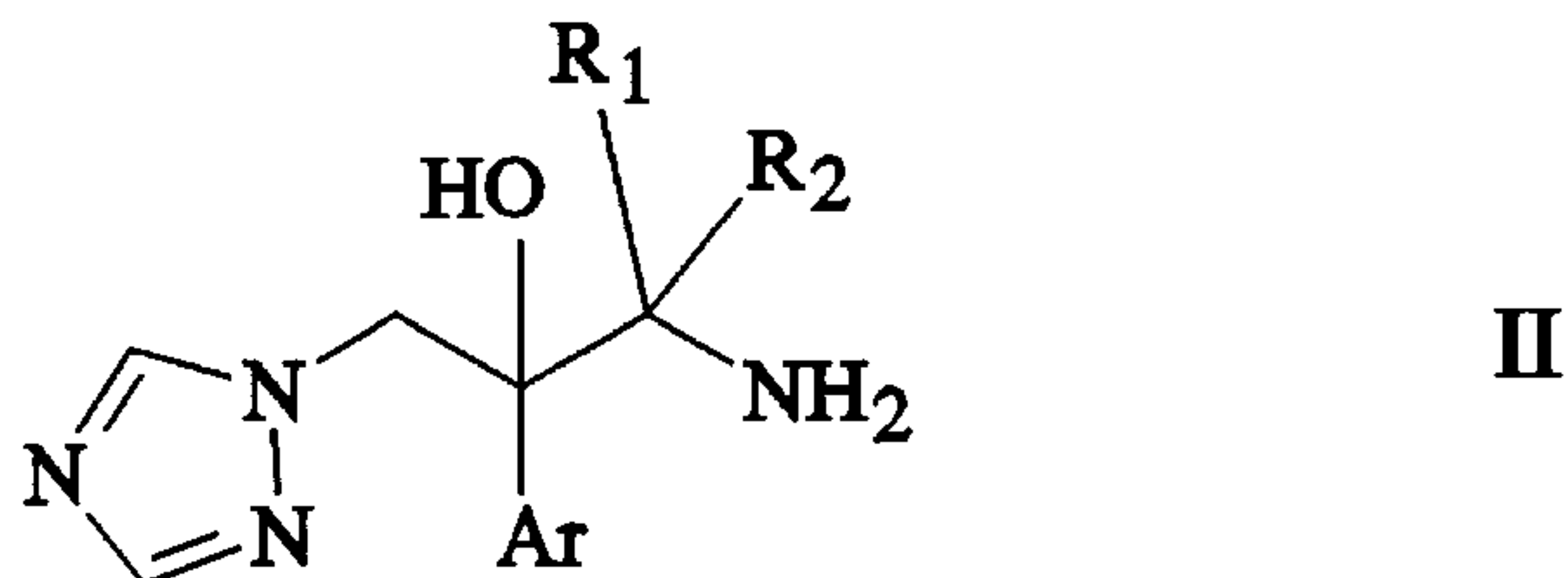
methyl-3-(1H-1,2,4-triazol-1-yl)propyl]-6-[4-(methylsulfonyl)-phenyl]thieno[3,2-d]pyrimidin-4(3H)-one;

(l) (1R,2R)-6-(4-fluorophenyl)-3-[2-(2-fluorophenyl)-2-hydroxy-1-methyl-3-(1H-1,2,4-triazol-1-yl)propyl]thieno[3,2-d]pyrimidin-4(3H)-one;

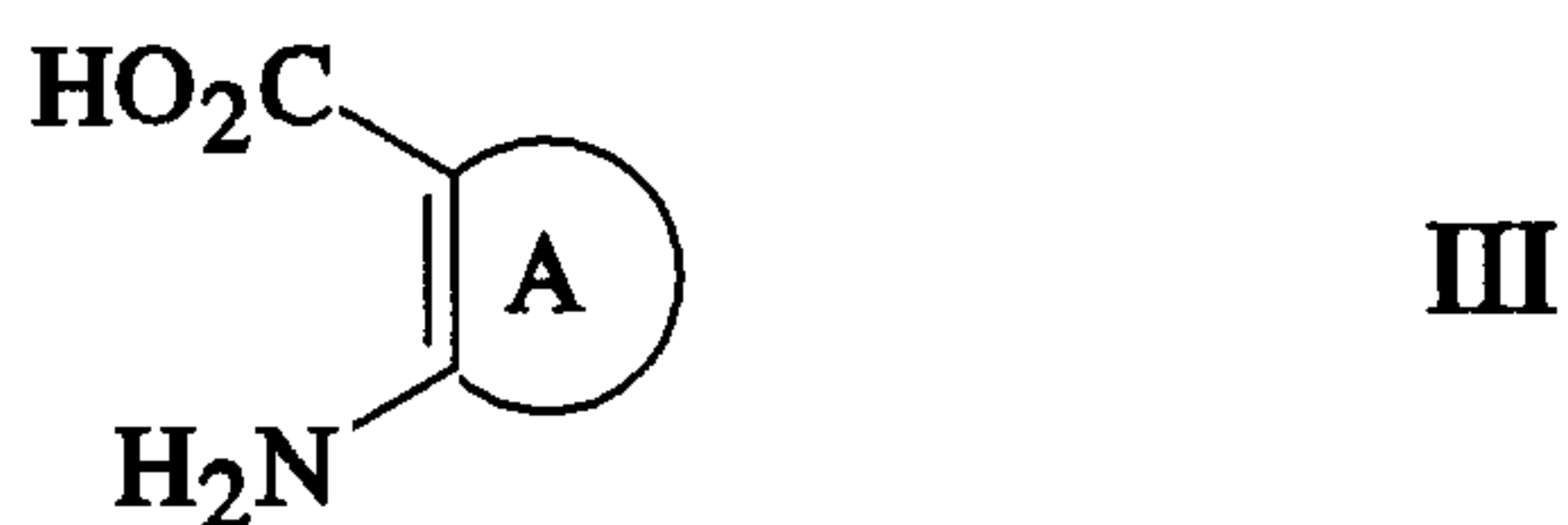
(m) (1R,2R)-7-chloro-3-[2-(2-fluorophenyl)-2-hydroxy-1-methyl-3-(1H-1,2,4-triazol-1-yl)propyl]quinazolin-4(3H)-one;
or a salt or solvate thereof.

15. A process for preparing a compound of formula I as defined in claim 1, which comprises:

(a) reacting a compound of formula II



wherein R_1 , R_2 and Ar are as defined in claim 1, first with an acid of formula III

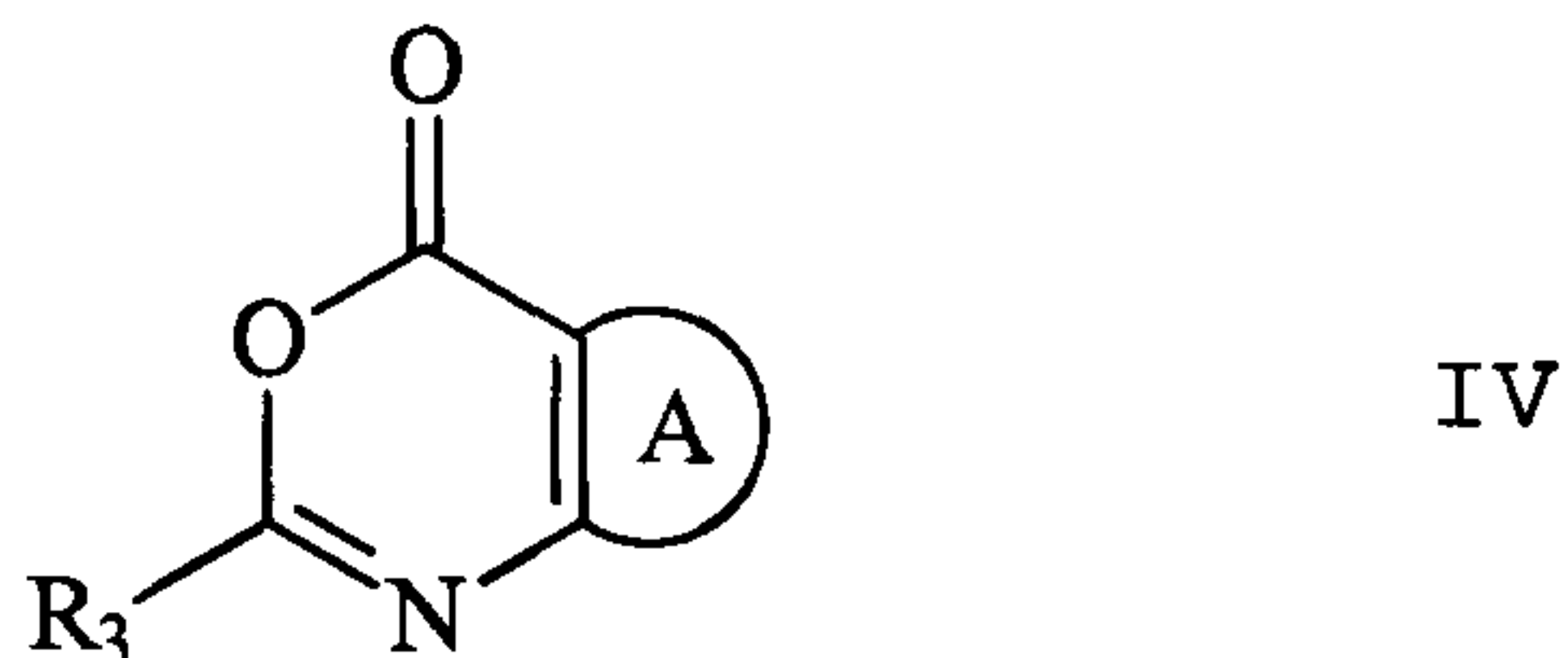


wherein A is as defined in claim 1, in the presence of a condensing agent, and then with an acid $R_3\text{COOH}$ (wherein R_3 is as defined in claim 1) or a reactive derivative thereof; or

22237-413 (S)

59

(b) reacting a compound of formula II with a compound of formula IV



5

wherein R_3 and A are as defined in claim 1; or

(c) converting a compound of formula I into another compound of formula I; and

(d) if required, after steps (a), (b) or (c),
 10 reacting a compound of formula I with an acid to give the corresponding acid addition salt.

16. A process as claimed in claim 15 wherein the acid $R_3\text{COOH}$ is used in the form of a reactive derivative that is the alkyl imidate, amidine, acid chloride, anhydride or
 15 orthoester.

17. A pharmaceutical composition which comprises a compound of formula I as claimed in any one of claims 1 to 14 or a pharmaceutically acceptable salt or solvate thereof in admixture with one or more pharmaceutically acceptable
 20 excipients.

18. Use of a compound of formula I as claimed in any one of claims 1 to 14, or a pharmaceutically acceptable salt or solvate thereof, or a composition as claimed in claim 17, for the manufacture of a medicament for the treatment or
 25 prophylaxis of fungal infections in animals.

19. An agrochemical composition which comprises a compound of formula I as claimed in any one of claims 1

22237-413(S)

60

to 14, or a salt or solvate thereof, in admixture with one or more agrochemically acceptable excipients.

20. Use of a compound of formula I as claimed in any one of claims 1 to 14, or a salt or solvate thereof, or a
5 composition as claimed in claim 19, for the treatment or prophylaxis of fungal infections in plants.

21. Use of a compound of formula I as claimed in any one of claims 1 to 14, or a pharmaceutically acceptable salt or solvate thereof, or a composition as claimed in claim 17,
10 for the treatment or prophylaxis of fungal infections in animals.

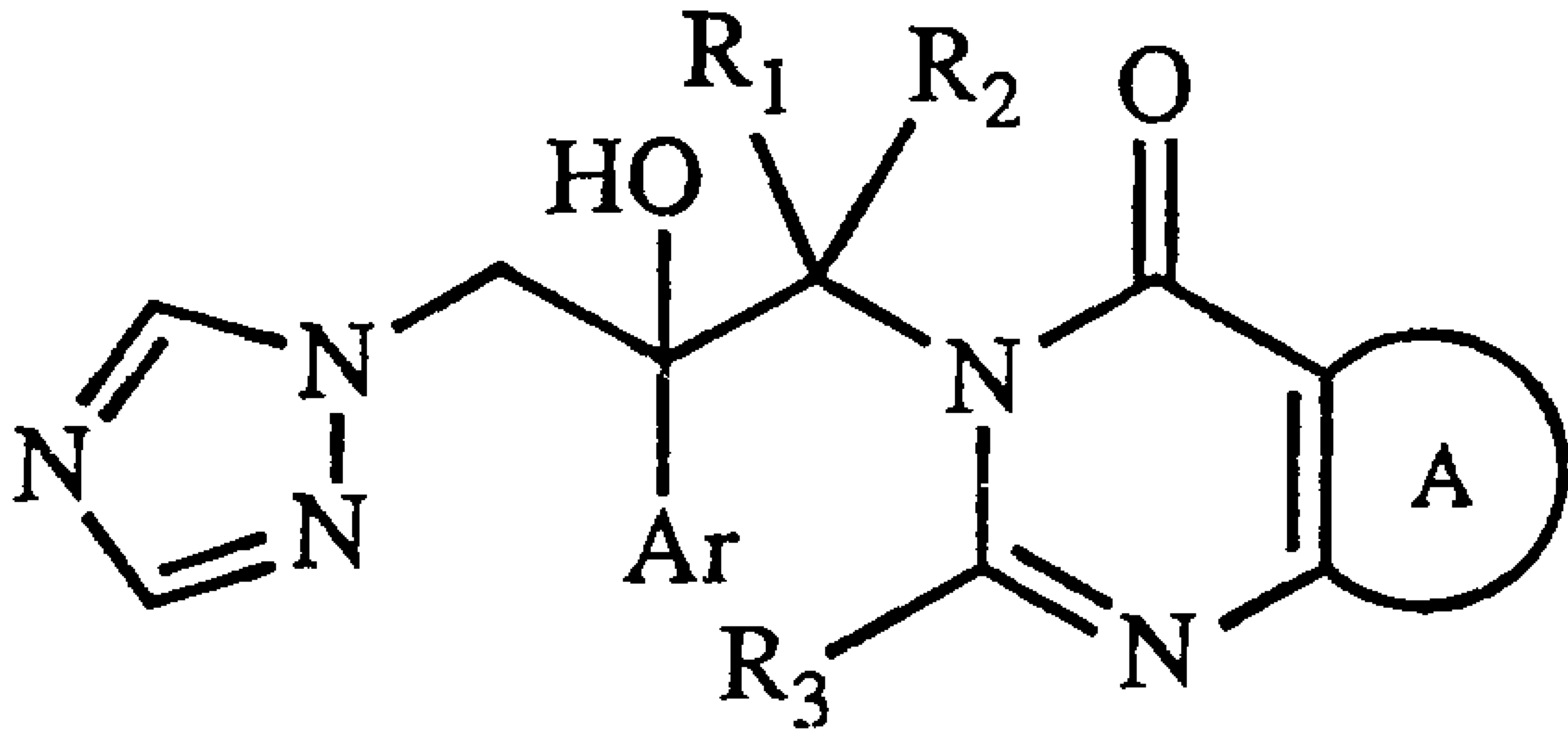
22. The use of claim 18 or 21, wherein the animal is a human being.

23. A commercial package comprising a compound of
15 formula I according to any one of claims 1 to 14, or a pharmaceutically acceptable salt or solvate thereof, or a composition as claimed in claim 17, and associated therewith instructions for the use thereof for the treatment or prophylaxis of fungal infections.

FETHERSTONHAUGH & CO.

OTTAWA, CANADA

PATENT AGENTS



I