



(19) **United States**

(12) **Patent Application Publication**
Dhuse et al.

(10) **Pub. No.: US 2017/0123698 A1**

(43) **Pub. Date: May 4, 2017**

(54) **DEPLOYING AND GROWING A SET OF
DISPERSED STORAGE UNITS AT AND BY
NON-INFORMATION DISPERSAL
ALGORITHM (IDA) WIDTH MULTIPLES**

(71) Applicant: **International Business Machines
Corporation, Armonk, NY (US)**

(72) Inventors: **Greg R. Dhuse, Chicago, IL (US);
Manish Motwani, Chicago, IL (US);
Jason K. Resch, Chicago, IL (US); Ilya
Volvovski, Chicago, IL (US)**

(21) Appl. No.: **15/283,196**

(22) Filed: **Sep. 30, 2016**

Related U.S. Application Data

(60) Provisional application No. 62/248,752, filed on Oct.
30, 2015.

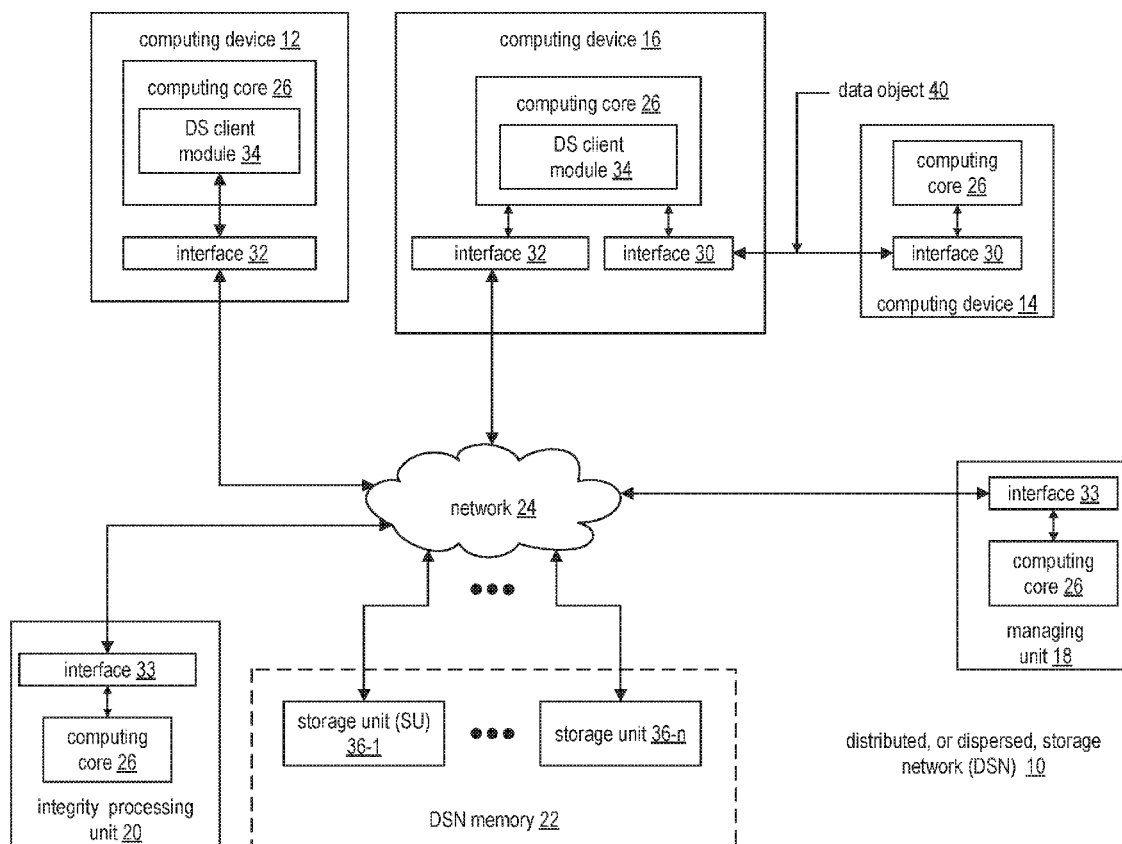
Publication Classification

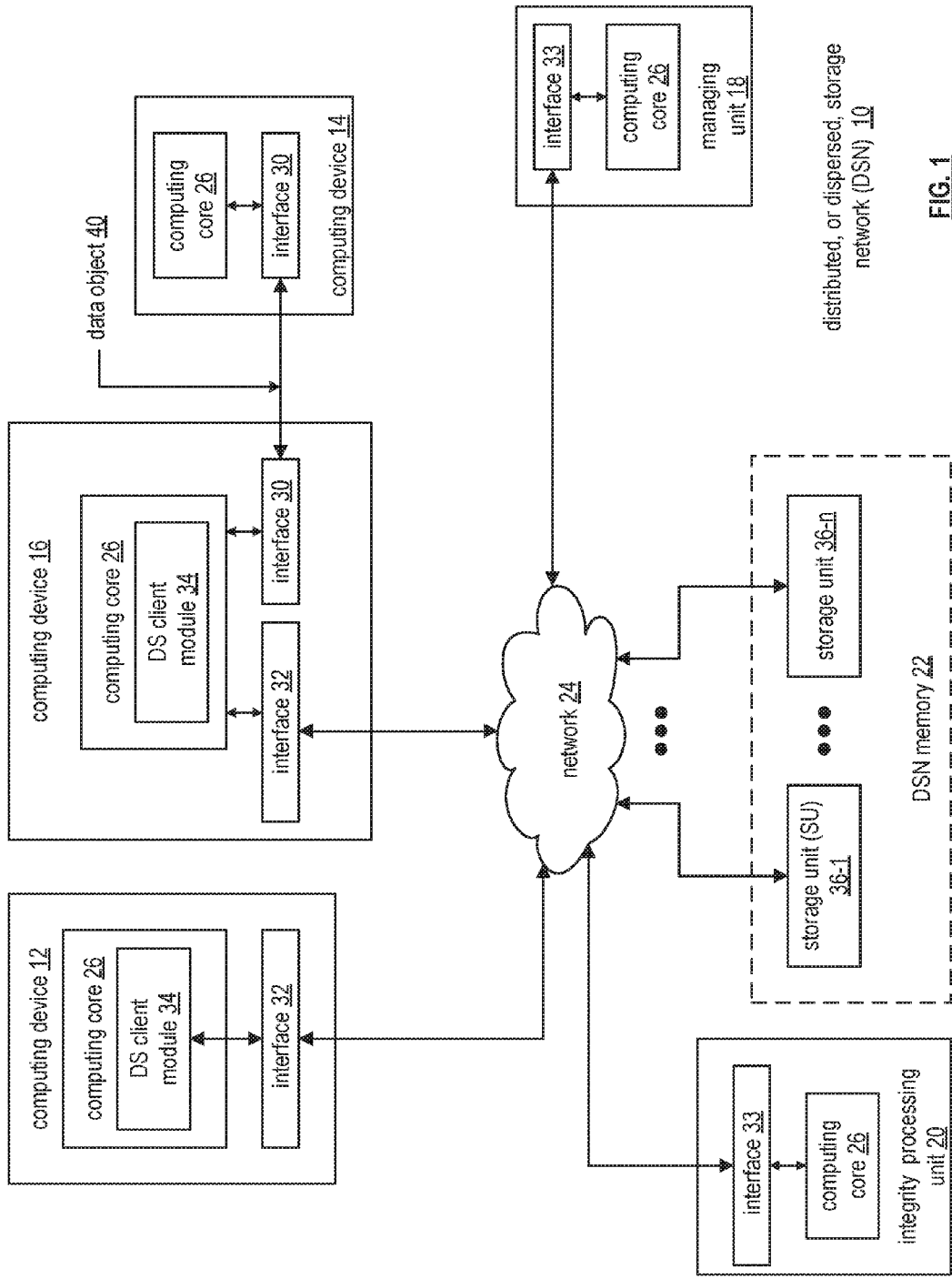
(51) **Int. Cl.**
G06F 3/06 (2006.01)

(52) **U.S. Cl.**
CPC **G06F 3/0619** (2013.01); **G06F 3/0689**
(2013.01); **G06F 3/0665** (2013.01)

(57) **ABSTRACT**

Methods and apparatus for use in a dispersed storage network (DSN) to deploy and grow a set of dispersed storage (DS) units for use in the DSN memory. In an example of operation, a DS client module assigns one or more additional DS units to a storage set to form a new storage set, where data is encoded in the DSN utilizing a dispersed storage error encoding function in accordance with an information dispersal algorithm (IDA) width. For each encoded data slice stored in the existing storage set, the DS client module utilizes a distributed agreement protocol function to select a storage unit of the new storage set for storage of the encoded data slice.





distributed, or dispersed, storage network (DSN) 10

FIG. 1

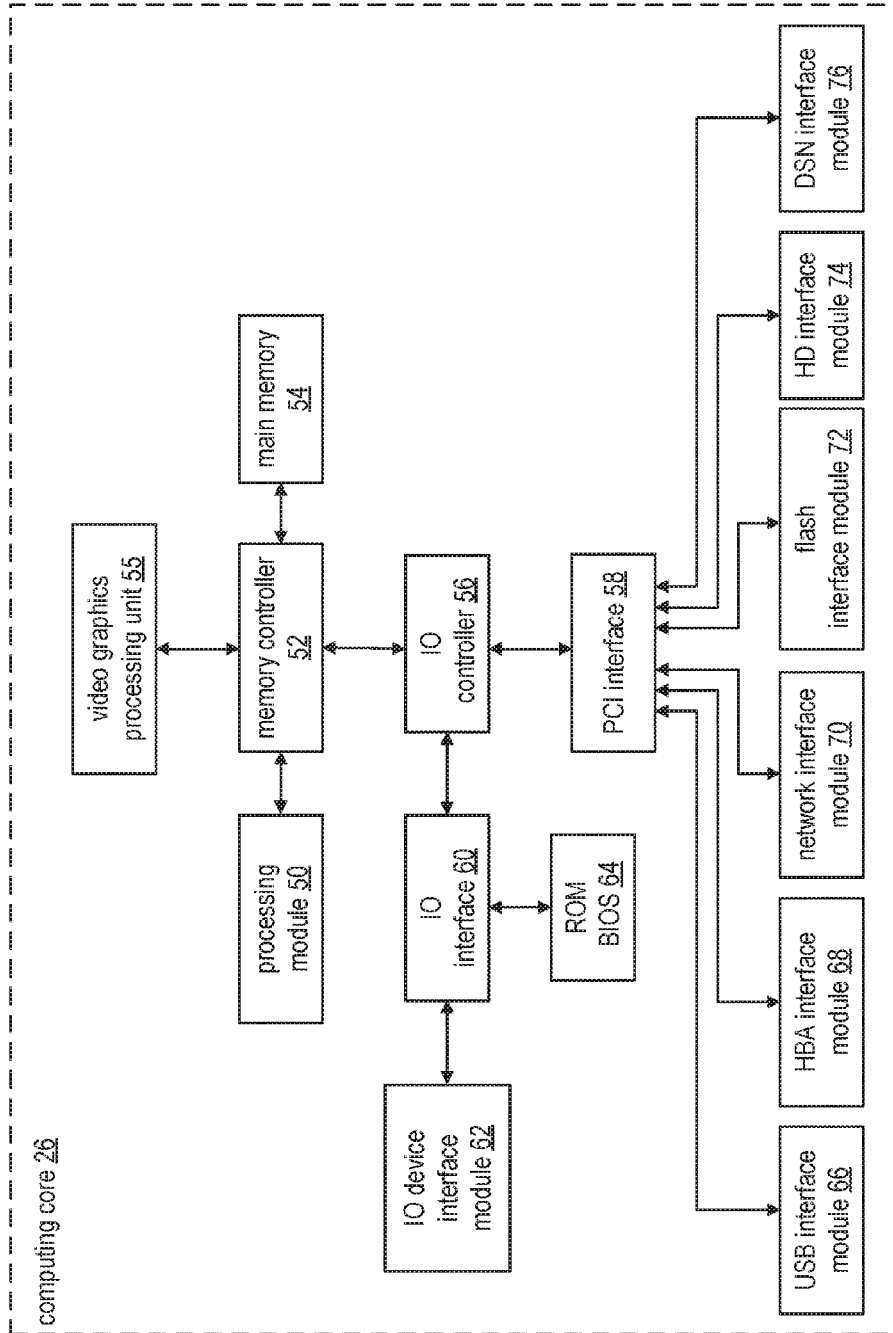


FIG. 2

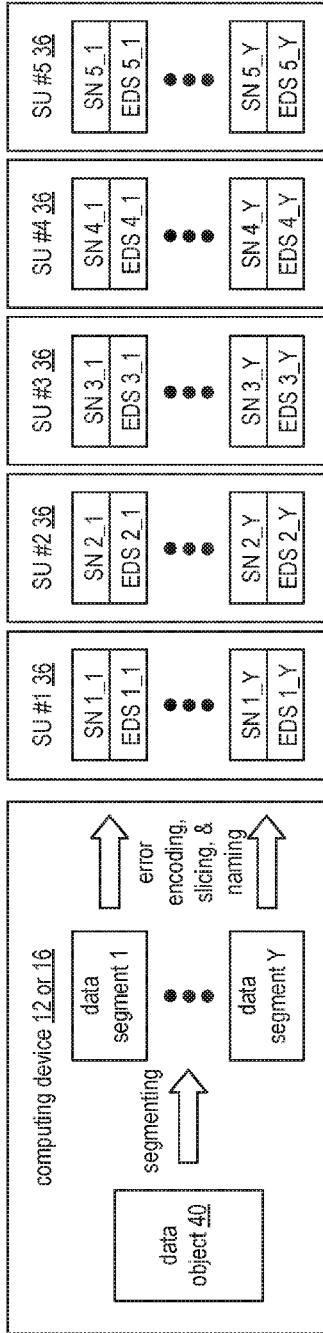


FIG. 3

SN = slice name
EDS = encoded data slice

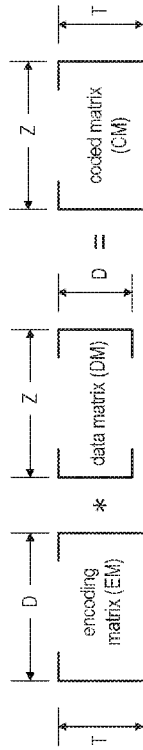


FIG. 4

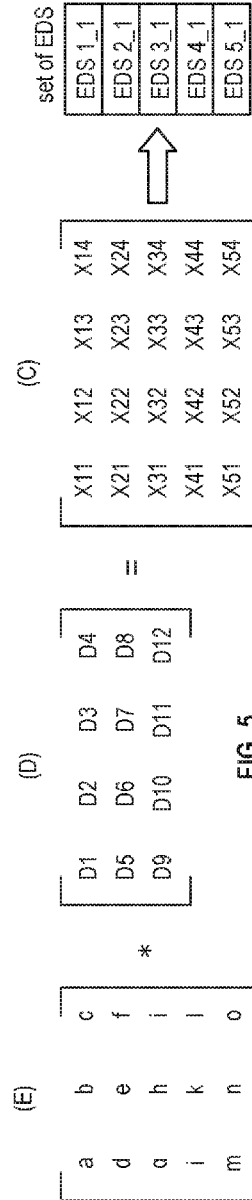
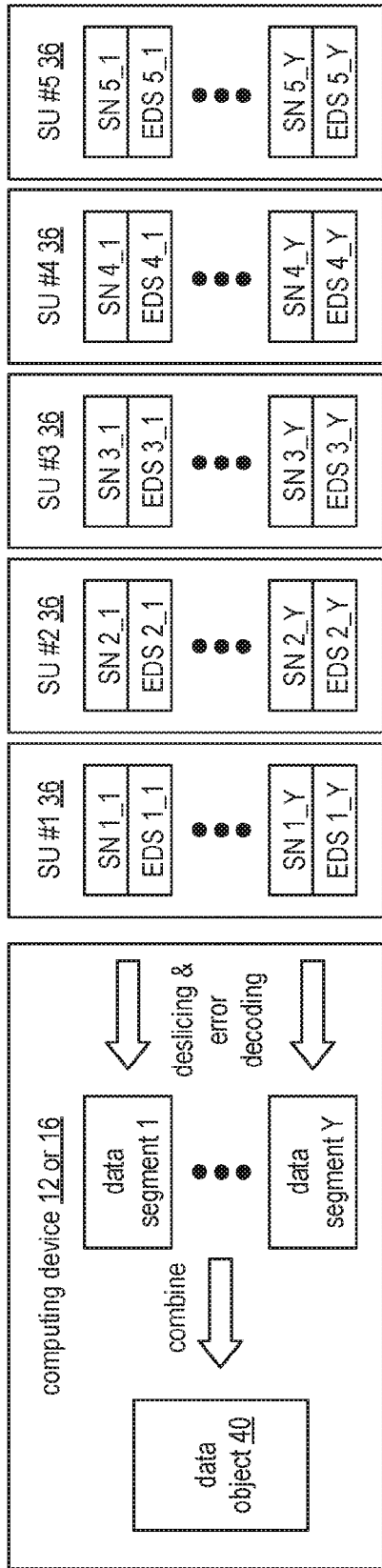


FIG. 5

slice name 80			
pillar #	data segment #	vault ID	data object ID
			rev. info

FIG. 6



SN = slice name
EDS = encoded data slice

FIG. 7

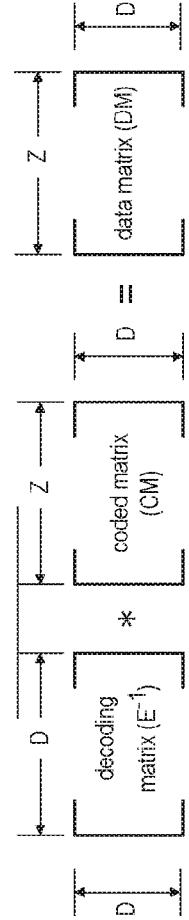


FIG. 8

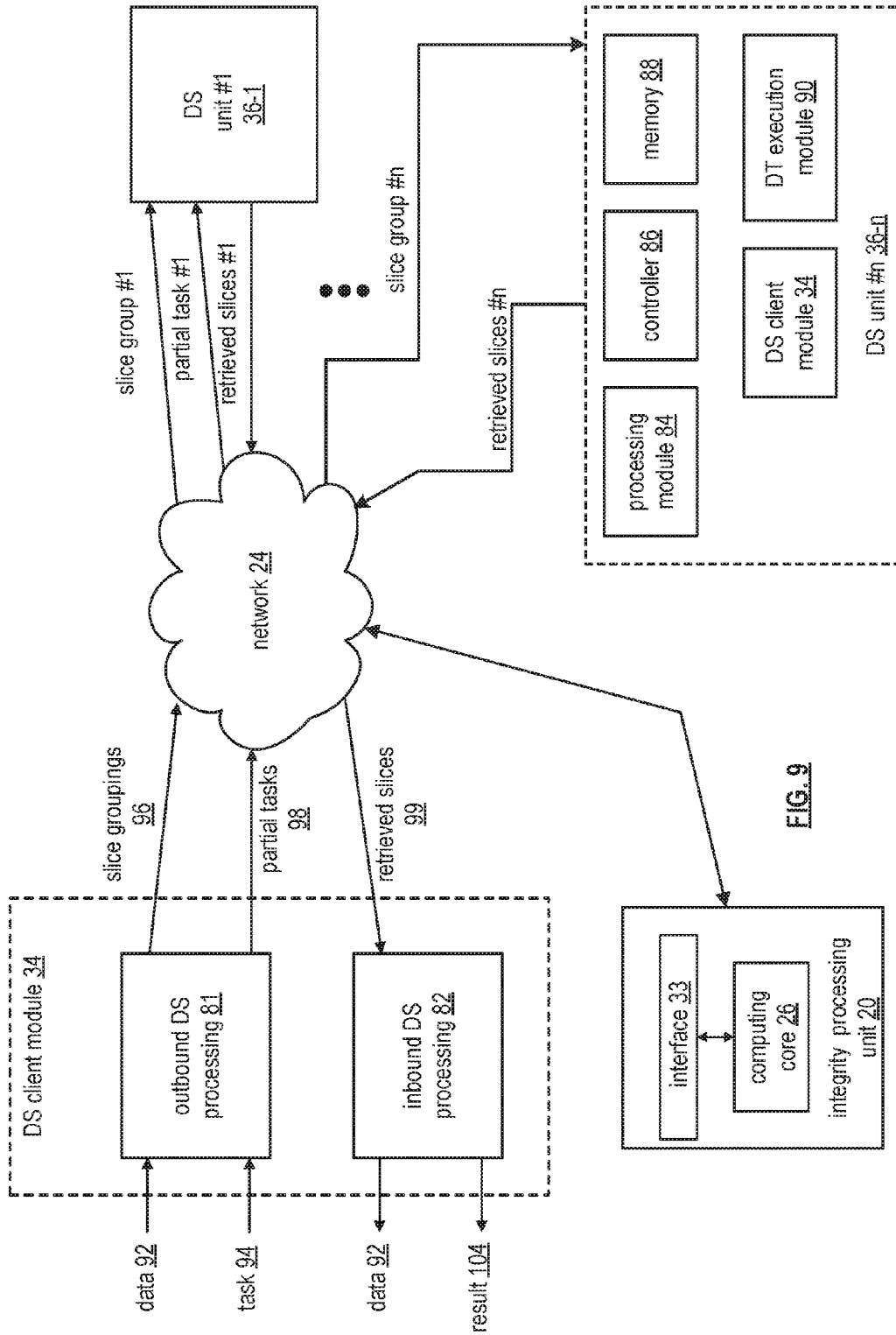


FIG. 9

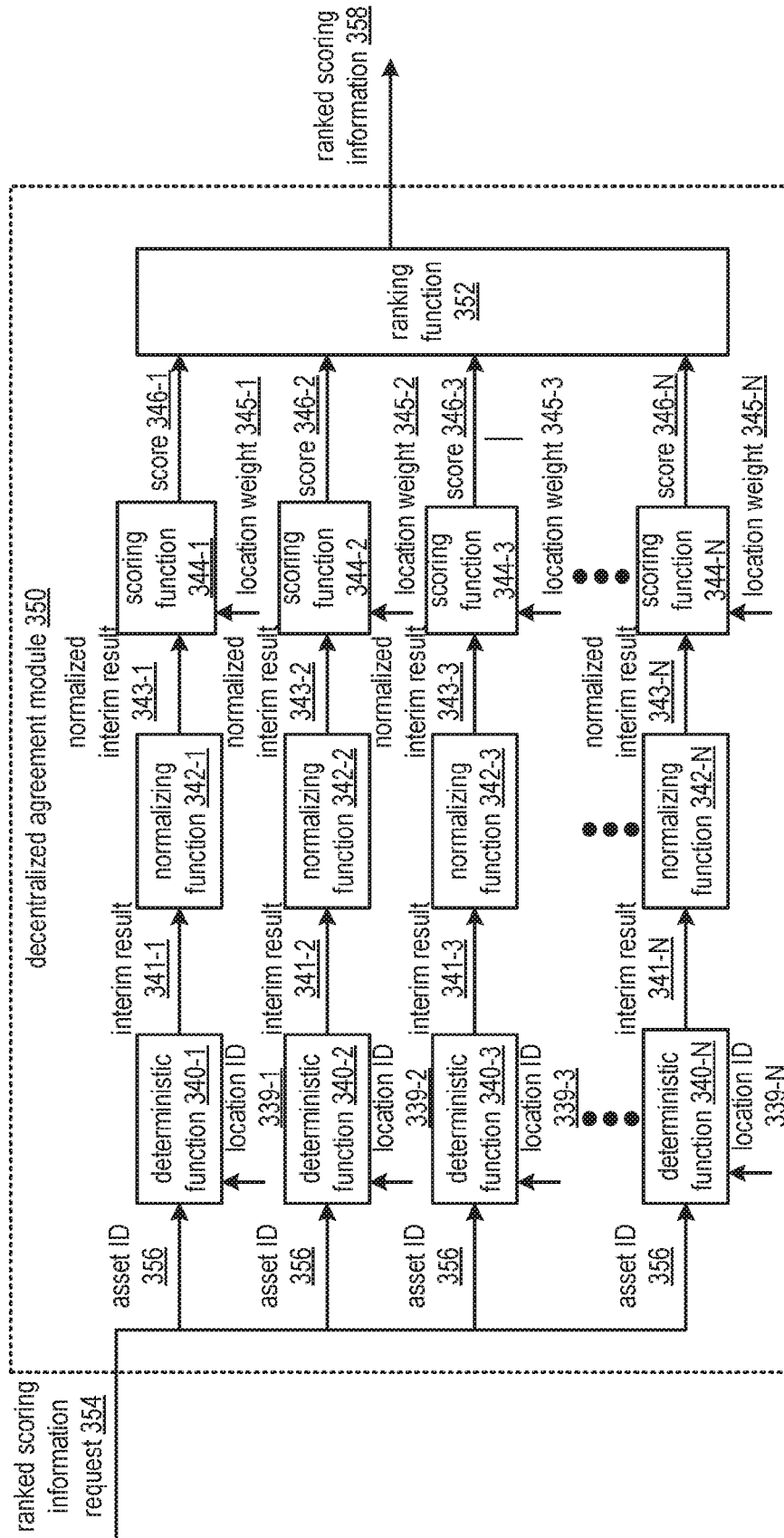


FIG. 10A

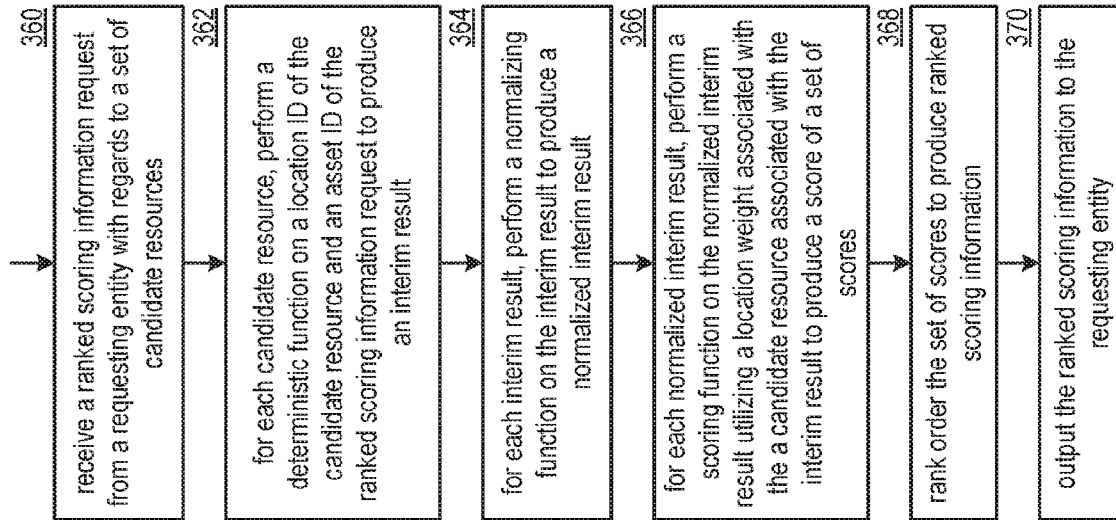


FIG. 10B

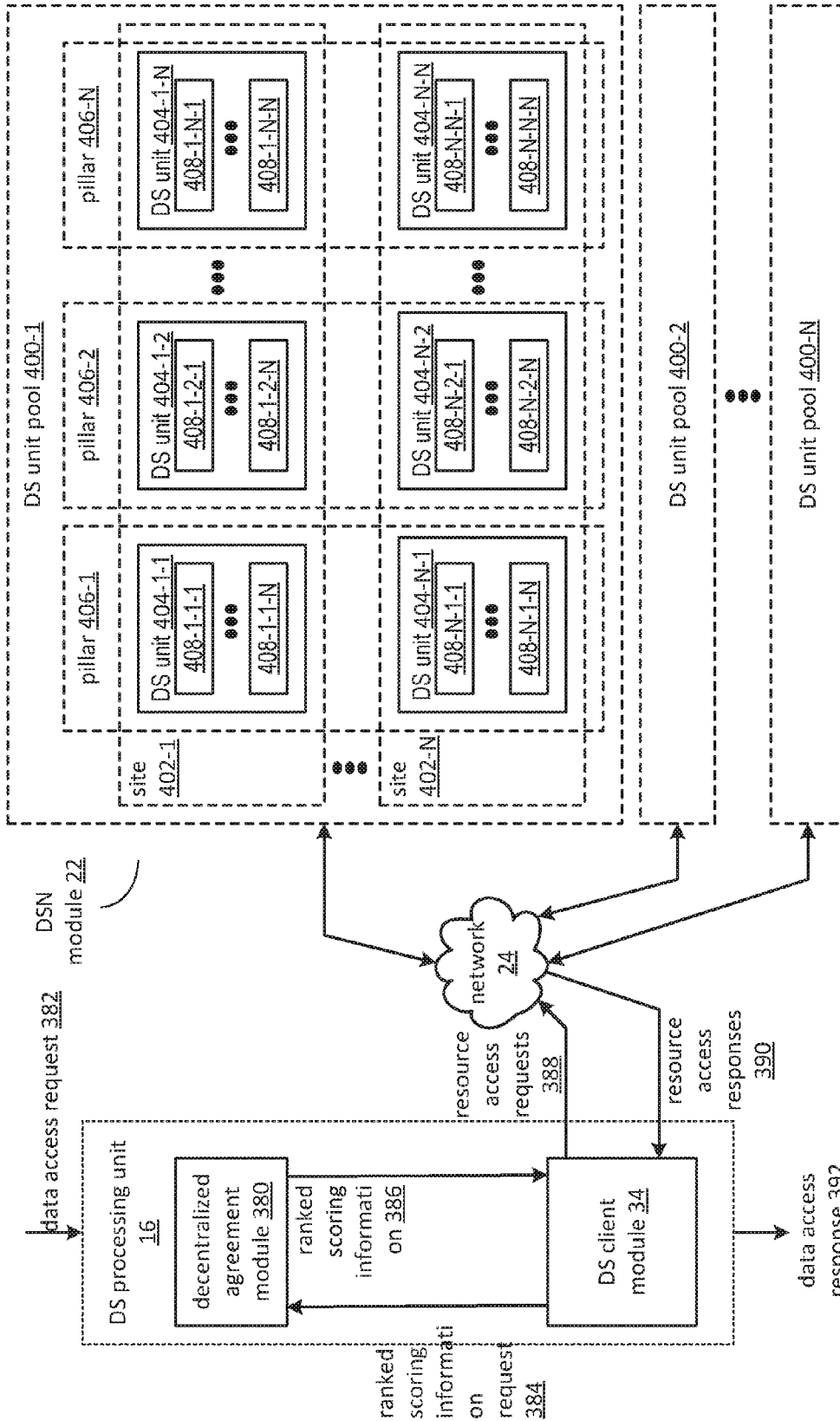


FIG. 10C

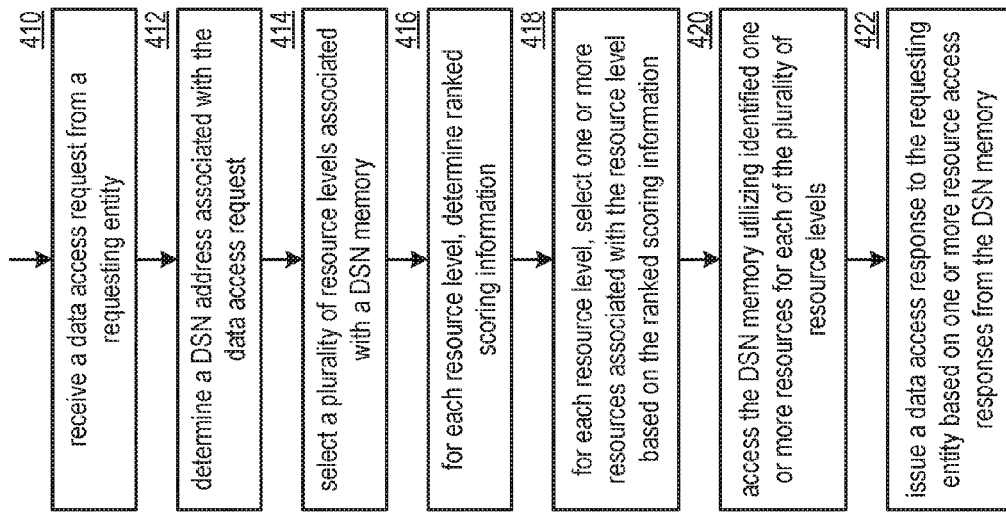


FIG. 10D

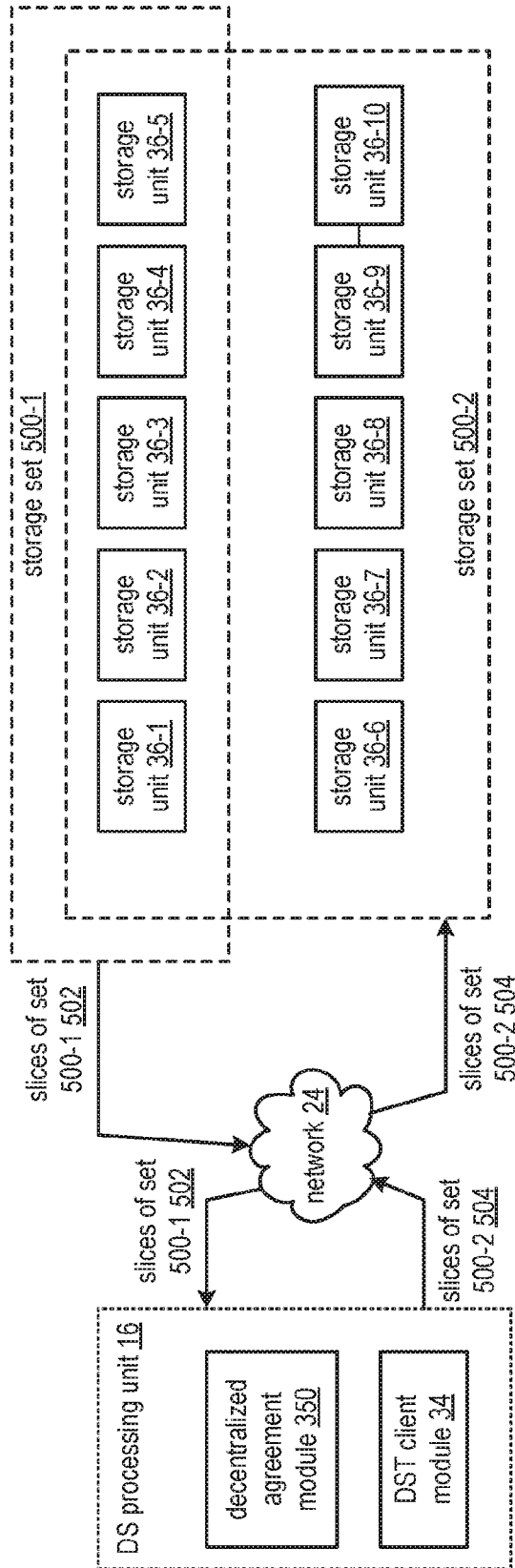


FIG. 11A

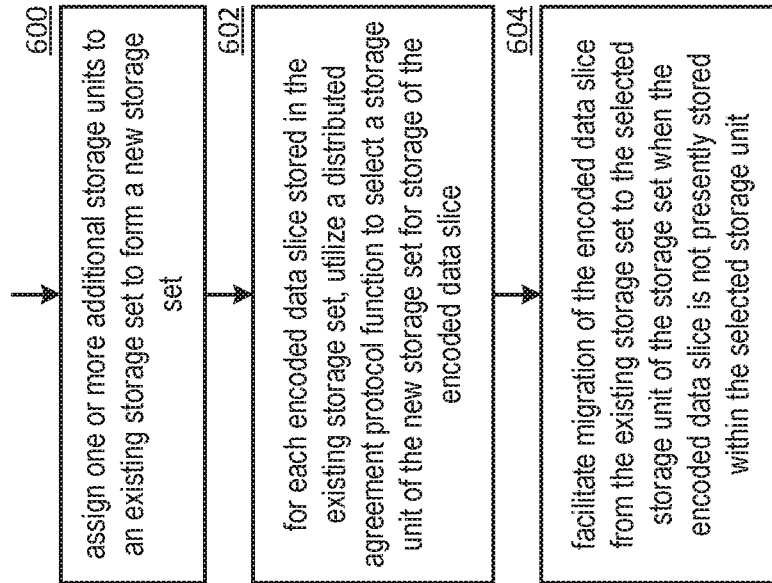


FIG. 11B

**DEPLOYING AND GROWING A SET OF
DISPERSED STORAGE UNITS AT AND BY
NON-INFORMATION DISPERSAL
ALGORITHM (IDA) WIDTH MULTIPLES**

CROSS REFERENCE TO RELATED
APPLICATIONS

[0001] The present U.S. Utility patent application claims priority pursuant to 35 U.S.C. §119(e) to U.S. Provisional Application No. 62/248,752, filed 30 Oct. 2015, entitled “MIGRATING DATA IN A DISPERSED STORAGE NETWORK,” which is hereby incorporated herein by reference in its entirety and made part of the present U.S. Utility Patent Application for all purposes.

STATEMENT REGARDING FEDERALLY
SPONSORED RESEARCH OR DEVELOPMENT

[0002] Not Applicable.

INCORPORATION-BY-REFERENCE OF
MATERIAL SUBMITTED ON A COMPACT
DISC

[0003] Not Applicable.

BACKGROUND OF THE INVENTION

[0004] Technical Field of the Invention

[0005] This invention relates generally to computer networks, and more particularly to cloud storage.

[0006] Description of Related Art

[0007] Computing devices are known to communicate data, process data, and/or store data. Such computing devices range from wireless smart phones, laptops, tablets, personal computers (PC), work stations, and video game devices, to data centers that support millions of web searches, stock trades, or on-line purchases every day. In general, a computing device includes a central processing unit (CPU), a memory system, user input/output interfaces, peripheral device interfaces, and an interconnecting bus structure.

[0008] As is further known, a computer may effectively extend its CPU by using “cloud computing” to perform one or more computing functions (e.g., a service, an application, an algorithm, an arithmetic logic function, etc.) on behalf of the computer. Further, for large services, applications, and/or functions, cloud computing may be performed by multiple cloud computing resources in a distributed manner to improve the response time for completion of the service, application, and/or function. For example, Hadoop is an open source software framework that supports distributed applications enabling application execution by thousands of computers.

[0009] In addition to cloud computing, a computer may use “cloud storage” as part of its memory system. As is known, cloud storage enables a user, via its computer, to store files, applications, etc. on a remote storage system. The remote storage system may include a RAID (redundant array of independent disks) system and/or a dispersed storage system that uses an error correction scheme to encode data for storage.

[0010] In a RAID system, a RAID controller adds parity data to the original data before storing it across an array of disks. The parity data is calculated from the original data such that the failure of a single disk typically will not result

in the loss of the original data. While RAID systems can address certain memory device failures, these systems may suffer from effectiveness, efficiency and security issues. For instance, as more disks are added to the array, the probability of a disk failure rises, which may increase maintenance costs. When a disk fails, for example, it needs to be manually replaced before another disk(s) fails and the data stored in the RAID system is lost. To reduce the risk of data loss, data on a RAID device is often copied to one or more other RAID devices. While this may reduce the possibility of data loss, it also raises security issues since multiple copies of data may be available, thereby increasing the chances of unauthorized access. In addition, co-location of some RAID devices may result in a risk of a complete data loss in the event of a natural disaster, fire, power surge/outage, etc.

BRIEF DESCRIPTION OF THE SEVERAL
VIEWS OF THE DRAWING(S)

[0011] FIG. 1 is a schematic block diagram of an embodiment of a dispersed, or distributed, storage network (DSN) in accordance with the present disclosure;

[0012] FIG. 2 is a schematic block diagram of an embodiment of a computing core in accordance with the present disclosure;

[0013] FIG. 3 is a schematic block diagram of an example of dispersed storage error encoding of data in accordance with the present disclosure;

[0014] FIG. 4 is a schematic block diagram of a generic example of an error encoding function in accordance with the present disclosure;

[0015] FIG. 5 is a schematic block diagram of a specific example of an error encoding function in accordance with the present disclosure;

[0016] FIG. 6 is a schematic block diagram of an example of slice naming information for an encoded data slice (EDS) in accordance with the present disclosure;

[0017] FIG. 7 is a schematic block diagram of an example of dispersed storage error decoding of data in accordance with the present disclosure;

[0018] FIG. 8 is a schematic block diagram of a generic example of an error decoding function in accordance with the present disclosure;

[0019] FIG. 9 is a schematic block diagram of an example of a dispersed storage network in accordance with the present disclosure;

[0020] FIG. 10A is a schematic block diagram of an embodiment of a decentralized agreement module in accordance with the present invention;

[0021] FIG. 10B is a flowchart illustrating an example of selecting the resource in accordance with the present invention;

[0022] FIG. 10C is a schematic block diagram of an embodiment of a dispersed storage network (DSN) in accordance with the present invention;

[0023] FIG. 10D is a flowchart illustrating an example of accessing a dispersed storage network (DSN) memory in accordance with the present invention;

[0024] FIG. 11A is a schematic block diagram of another embodiment of a dispersed storage network (DSN) in accordance with the present invention; and

[0025] FIG. 11B is a flowchart illustrating an example of migrating data in accordance with the present invention.

DETAILED DESCRIPTION OF THE
INVENTION

[0026] FIG. 1 is a schematic block diagram of an embodiment of a dispersed, or distributed, storage network (DSN) **10** that includes a plurality of dispersed storage (DS) computing devices or processing units **12-16**, a managing unit **18**, an integrity processing unit **20**, and a DSN memory **22**. The components of the DSN **10** are coupled to a network **24**, which may include one or more wireless and/or wire lined communication systems; one or more non-public intranet systems and/or public internet systems; and/or one or more local area networks (LAN) and/or wide area networks (WAN).

[0027] The DSN memory **22** includes a plurality of dispersed storage units **36** (DS units) that may be located at geographically different sites (e.g., one in Chicago, one in Milwaukee, etc.), at a common site, or a combination thereof. For example, if the DSN memory **22** includes eight dispersed storage units **36**, each storage unit is located at a different site. As another example, if the DSN memory **22** includes eight storage units **36**, all eight storage units are located at the same site. As yet another example, if the DSN memory **22** includes eight storage units **36**, a first pair of storage units are at a first common site, a second pair of storage units are at a second common site, a third pair of storage units are at a third common site, and a fourth pair of storage units are at a fourth common site. Note that a DSN memory **22** may include more or less than eight storage units **36**.

[0028] Each of the DS computing devices **12-16**, the managing unit **18**, and the integrity processing unit **20** include a computing core **26**, and network or communications interfaces **30-33** which can be part of or external to computing core **26**. DS computing devices **12-16** may each be a portable computing device and/or a fixed computing device. A portable computing device may be a social networking device, a gaming device, a cell phone, a smart phone, a digital assistant, a digital music player, a digital video player, a laptop computer, a handheld computer, a tablet, a video game controller, and/or any other portable device that includes a computing core. A fixed computing device may be a computer (PC), a computer server, a cable set-top box, a satellite receiver, a television set, a printer, a fax machine, home entertainment equipment, a video game console, and/or any type of home or office computing equipment. Note that each of the managing unit **18** and the integrity processing unit **20** may be separate computing devices, may be a common computing device, and/or may be integrated into one or more of the computing devices **12-16** and/or into one or more of the dispersed storage units **36**.

[0029] Each interface **30, 32, and 33** includes software and hardware to support one or more communication links via the network **24** indirectly and/or directly. For example, interface **30** supports a communication link (e.g., wired, wireless, direct, via a LAN, via the network **24**, etc.) between computing devices **14** and **16**. As another example, interface **32** supports communication links (e.g., a wired connection, a wireless connection, a LAN connection, and/or any other type of connection to/from the network **24**) between computing devices **12** and **16** and the DSN memory **22**. As yet another example, interface **33** supports a communication link for each of the managing unit **18** and the integrity processing unit **20** to the network **24**.

[0030] Computing devices **12** and **16** include a dispersed storage (DS) client module **34**, which enables the computing device to dispersed storage error encode and decode data (e.g., data object **40**) as subsequently described with reference to one or more of FIGS. **3-8**. In this example embodiment, computing device **16** functions as a dispersed storage processing agent for computing device **14**. In this role, computing device **16** dispersed storage error encodes and decodes data on behalf of computing device **14**. With the use of dispersed storage error encoding and decoding, the DSN **10** is tolerant of a significant number of storage unit failures (the number of failures is based on parameters of the dispersed storage error encoding function) without loss of data and without the need for a redundant or backup copies of the data. Further, the DSN **10** stores data for an indefinite period of time without data loss and in a secure manner (e.g., the system is very resistant to unauthorized attempts at accessing the data).

[0031] In operation, the managing unit **18** performs DS management services. For example, the managing unit **18** establishes distributed data storage parameters (e.g., vault creation, distributed storage parameters, security parameters, billing information, user profile information, etc.) for computing devices **12-16** individually or as part of a group of user devices. As a specific example, the managing unit **18** coordinates creation of a vault (e.g., a virtual memory block associated with a portion of an overall namespace of the DSN) within the DSN memory **22** for a user device, a group of devices, or for public access and establishes per vault dispersed storage (DS) error encoding parameters for a vault. The managing unit **18** facilitates storage of DS error encoding parameters for each vault by updating registry information of the DSN **10**, where the registry information may be stored in the DSN memory **22**, a computing device **12-16**, the managing unit **18**, and/or the integrity processing unit **20**. The DS error encoding parameters (e.g., or dispersed storage error coding parameters) include data segmenting information (e.g., how many segments data (e.g., a file, a group of files, a data block, etc.) is divided into), segment security information (e.g., per segment encryption, compression, integrity checksum, etc.), error coding information (e.g., pillar width, decode threshold, read threshold, write threshold, etc.), slicing information (e.g., the number of encoded data slices that will be created for each data segment); and slice security information (e.g., per encoded data slice encryption, compression, integrity checksum, etc.).

[0032] The managing unit **18** creates and stores user profile information (e.g., an access control list (ACL)) in local memory and/or within memory of the DSN memory **22**. The user profile information includes authentication information, permissions, and/or the security parameters. The security parameters may include encryption/decryption scheme, one or more encryption keys, key generation scheme, and/or data encoding/decoding scheme.

[0033] The managing unit **18** creates billing information for a particular user, a user group, a vault access, public vault access, etc. For instance, the managing unit **18** tracks the number of times a user accesses a non-public vault and/or public vaults, which can be used to generate per-access billing information. In another instance, the managing unit **18** tracks the amount of data stored and/or retrieved by a user device and/or a user group, which can be used to generate per-data-amount billing information.

[0034] As another example, the managing unit **18** performs network operations, network administration, and/or network maintenance. Network operations includes authenticating user data allocation requests (e.g., read and/or write requests), managing creation of vaults, establishing authentication credentials for user devices, adding/deleting components (e.g., user devices, storage units, and/or computing devices with a DS client module **34**) to/from the DSN **10**, and/or establishing authentication credentials for the storage units **36**. Network operations can further include monitoring read, write and/or delete communications attempts, which attempts could be in the form of requests. Network administration includes monitoring devices and/or units for failures, maintaining vault information, determining device and/or unit activation status, determining device and/or unit loading, and/or determining any other system level operation that affects the performance level of the DSN **10**. Network maintenance includes facilitating replacing, upgrading, repairing, and/or expanding a device and/or unit of the DSN **10**.

[0035] To support data storage integrity verification within the DSN **10**, the integrity processing unit **20** (and/or other devices in the DSN **10** such as managing unit **18**) may assess and perform rebuilding of ‘bad’ or missing encoded data slices. At a high level, the integrity processing unit **20** performs rebuilding by periodically attempting to retrieve/list encoded data slices, and/or slice names of the encoded data slices, from the DSN memory **22**. Retrieved encoded slices are assessed and checked for errors due to data corruption, outdated versioning, etc. If a slice includes an error, it is flagged as a ‘bad’ or ‘corrupt’ slice. Encoded data slices that are not received and/or not listed may be flagged as missing slices. Bad and/or missing slices may be subsequently rebuilt using other retrieved encoded data slices that are deemed to be good slices in order to produce rebuilt slices. A multi-stage decoding process may be employed in certain circumstances to recover data even when the number of valid encoded data slices of a set of encoded data slices is less than a relevant decode threshold number. The rebuilt slices may then be written to DSN memory **22**. Note that the integrity processing unit **20** may be a separate unit as shown, included in DSN memory **22**, included in the computing device **16**, managing unit **18**, stored on a DS unit **36**, and/or distributed among multiple storage units **36**.

[0036] FIG. 2 is a schematic block diagram of an embodiment of a computing core **26** that includes a processing module **50**, a memory controller **52**, main memory **54**, a video graphics processing unit **55**, an input/output (IO) controller **56**, a peripheral component interconnect (PCI) interface **58**, an IO interface module **60**, at least one IO device interface module **62**, a read only memory (ROM) basic input output system (BIOS) **64**, and one or more memory interface modules. The one or more memory interface module(s) includes one or more of a universal serial bus (USB) interface module **66**, a host bus adapter (HBA) interface module **68**, a network interface module **70**, a flash interface module **72**, a hard drive interface module **74**, and a DSN interface module **76**.

[0037] The DSN interface module **76** functions to mimic a conventional operating system (OS) file system interface (e.g., network file system (NFS), flash file system (FFS), disk file system (DFS), file transfer protocol (FTP), web-based distributed authoring and versioning (WebDAV), etc.) and/or a block memory interface (e.g., small computer

system interface (SCSI), internet small computer system interface (iSCSI), etc.). The DSN interface module **76** and/or the network interface module **70** may function as one or more of the interface **30-33** of FIG. 1. Note that the IO device interface module **62** and/or the memory interface modules **66-76** may be collectively or individually referred to as IO ports.

[0038] FIG. 3 is a schematic block diagram of an example of dispersed storage error encoding of data. When a computing device **12** or **16** has data to store it disperse storage error encodes the data in accordance with a dispersed storage error encoding process based on dispersed storage error encoding parameters. The dispersed storage error encoding parameters include an encoding function (e.g., information dispersal algorithm, Reed-Solomon, Cauchy Reed-Solomon, systematic encoding, non-systematic encoding, on-line codes, etc.), a data segmenting protocol (e.g., data segment size, fixed, variable, etc.), and per data segment encoding values. The per data segment encoding values include a total, or pillar width, number (T) of encoded data slices per encoding of a data segment (i.e., in a set of encoded data slices); a decode threshold number (D) of encoded data slices of a set of encoded data slices that are needed to recover the data segment; a read threshold number (R) of encoded data slices to indicate a number of encoded data slices per set to be read from storage for decoding of the data segment; and/or a write threshold number (W) to indicate a number of encoded data slices per set that must be accurately stored before the encoded data segment is deemed to have been properly stored. The dispersed storage error encoding parameters may further include slicing information (e.g., the number of encoded data slices that will be created for each data segment) and/or slice security information (e.g., per encoded data slice encryption, compression, integrity checksum, etc.).

[0039] In the present example, Cauchy Reed-Solomon has been selected as the encoding function (a generic example is shown in FIG. 4 and a specific example is shown in FIG. 5); the data segmenting protocol is to divide the data object into fixed sized data segments; and the per data segment encoding values include: a pillar width of 5, a decode threshold of 3, a read threshold of 4, and a write threshold of 4. In accordance with the data segmenting protocol, the computing device **12** or **16** divides the data (e.g., a file (e.g., text, video, audio, etc.), a data object, or other data arrangement) into a plurality of fixed sized data segments (e.g., 1 through Y of a fixed size in range of Kilo-bytes to Tera-bytes or more). The number of data segments created is dependent of the size of the data and the data segmenting protocol.

[0040] The computing device **12** or **16** then disperse storage error encodes a data segment using the selected encoding function (e.g., Cauchy Reed-Solomon) to produce a set of encoded data slices. FIG. 4 illustrates a generic Cauchy Reed-Solomon encoding function, which includes an encoding matrix (EM), a data matrix (DM), and a coded matrix (CM). The size of the encoding matrix (EM) is dependent on the pillar width number (T) and the decode threshold number (D) of selected per data segment encoding values. To produce the data matrix (DM), the data segment is divided into a plurality of data blocks and the data blocks are arranged into D number of rows with Z data blocks per row. Note that Z is a function of the number of data blocks created from the data segment and the decode threshold

number (D). The coded matrix is produced by matrix multiplying the data matrix by the encoding matrix.

[0041] FIG. 5 illustrates a specific example of Cauchy Reed-Solomon encoding with a pillar number (T) of five and decode threshold number of three. In this example, a first data segment is divided into twelve data blocks (D1-D12). The coded matrix includes five rows of coded data blocks, where the first row of X11-X14 corresponds to a first encoded data slice (EDS 1_1), the second row of X21-X24 corresponds to a second encoded data slice (EDS 2_1), the third row of X31-X34 corresponds to a third encoded data slice (EDS 3_1), the fourth row of X41-X44 corresponds to a fourth encoded data slice (EDS 4_1), and the fifth row of X51-X54 corresponds to a fifth encoded data slice (EDS 5_1). Note that the second number of the EDS designation corresponds to the data segment number. In the illustrated example, the value $X_{11}=aD1+bD5+cD9$, $X_{12}=aD2+bD6+cD10$, . . . $X_{53}=mD3+nD7+oD11$, and $X_{54}=mD4+nD8+oD12$.

[0042] Returning to the discussion of FIG. 3, the computing device also creates a slice name (SN) for each encoded data slice (EDS) in the set of encoded data slices. A typical format for a slice name **80** is shown in FIG. 6. As shown, the slice name (SN) **80** includes a pillar number of the encoded data slice (e.g., one of 1-T), a data segment number (e.g., one of 1-Y), a vault identifier (ID), a data object identifier (ID), and may further include revision level information of the encoded data slices. The slice name functions as at least part of a DSN address for the encoded data slice for storage and retrieval from the DSN memory **22**.

[0043] As a result of encoding, the computing device **12** or **16** produces a plurality of sets of encoded data slices, which are provided with their respective slice names to the storage units for storage. As shown, the first set of encoded data slices includes EDS 1_1 through EDS 5_1 and the first set of slice names includes SN 1_1 through SN 5_1 and the last set of encoded data slices includes EDS 1_Y through EDS 5_Y and the last set of slice names includes SN 1_Y through SN 5_Y.

[0044] FIG. 7 is a schematic block diagram of an example of dispersed storage error decoding of a data object that was dispersed storage error encoded and stored in the example of FIG. 4. In this example, the computing device **12** or **16** retrieves from the storage units at least the decode threshold number of encoded data slices per data segment. As a specific example, the computing device retrieves a read threshold number of encoded data slices.

[0045] In order to recover a data segment from a decode threshold number of encoded data slices, the computing device uses a decoding function as shown in FIG. 8. As shown, the decoding function is essentially an inverse of the encoding function of FIG. 4. The coded matrix includes a decode threshold number of rows (e.g., three in this example) and the decoding matrix in an inversion of the encoding matrix that includes the corresponding rows of the coded matrix. For example, if the coded matrix includes rows **1**, **2**, and **4**, the encoding matrix is reduced to rows **1**, **2**, and **4**, and then inverted to produce the decoding matrix.

[0046] FIG. 9 is a diagram of an example of a dispersed storage network. The dispersed storage network includes a DS (dispersed storage) client module **34** (which may be in DS computing devices **12** and/or **16** of FIG. 1), a network **24**, and a plurality of DS units **36-1 . . . 36-n** (which may be storage units **36** of FIG. 1 and which form at least a portion

of DS memory **22** of FIG. 1), a DSN managing unit (not shown—device **18** in FIG. 1), and a DS integrity verification module **20**. The DS client module **34** includes an outbound DS processing section **81** and an inbound DS processing section **82**. Each of the DS units **36-1 . . . 36-n** includes a controller **86**, a processing module **84** including a communications interface for communicating over network **24** (not shown), memory **88**, a DT (distributed task) execution module **90**, and a DS client module **34**.

[0047] In an example of operation, the DS client module **34** receives data **92**. The data **92** may be of any size and of any content, where, due to the size (e.g., greater than a few Terabytes), the content (e.g., secure data, etc.), and/or concerns over security and loss of data, distributed storage of the data is desired. For example, the data **92** may be one or more digital books, a copy of a company's emails, a large-scale Internet search, a video security file, one or more entertainment video files (e.g., television programs, movies, etc.), data files, and/or any other large amount of data (e.g., greater than a few Terabytes).

[0048] Within the DS client module **34**, the outbound DS processing section **81** receives the data **92**. The outbound DS processing section **81** processes the data **92** to produce slice groupings **96**. As an example of such processing, the outbound DS processing section **81** partitions the data **92** into a plurality of data partitions. For each data partition, the outbound DS processing section **81** dispersed storage (DS) error encodes the data partition to produce encoded data slices and groups the encoded data slices into a slice grouping **96**.

[0049] The outbound DS processing section **81** then sends, via the network **24**, the slice groupings **96** to the DS units **36-1 . . . 36-n** of the DSN memory **22** of FIG. 1. For example, the outbound DS processing section **81** sends slice group to DS storage unit **36-1**. As another example, the outbound DS processing section **81** sends slice group #n to DS unit #n.

[0050] In one example of operation, the DS client module **34** requests retrieval of stored data within the memory of the DS units **36**. In this example, the task **94** is retrieve data stored in the DSN memory **22**. Accordingly, and according to one embodiment, the outbound DS processing section **81** converts the task **94** into a plurality of partial tasks **98** and sends the partial tasks **98** to the respective DS storage units **36-1 . . . 36-n**.

[0051] In response to the partial task **98** of retrieving stored data, a DS storage unit **36** identifies the corresponding encoded data slices **99** and retrieves them. For example, DS unit #1 receives partial task #1 and retrieves, in response thereto, retrieved slices #1. The DS units **36** send their respective retrieved slices **99** to the inbound DS processing section **82** via the network **24**.

[0052] The inbound DS processing section **82** converts the retrieved slices **99** into data **92**. For example, the inbound DS processing section **82** de-groups the retrieved slices **99** to produce encoded slices per data partition. The inbound DS processing section **82** then DS error decodes the encoded slices per data partition to produce data partitions. The inbound DS processing section **82** de-partitions the data partitions to recapture the data **92**.

[0053] FIG. 10A is a schematic block diagram of an embodiment of a decentralized agreement module **350** that includes a set of deterministic functions **340-1 . . . 340-N**, a set of normalizing functions **342-1 . . . 342-N**, a set of

scoring functions 344-1 . . . 344-N, and a ranking function 352. Each of the deterministic function, the normalizing function, the scoring function, and the ranking function 352, may be implemented utilizing the processing module 84 of FIG. 9. The decentralized agreement module 350 may be implemented utilizing any module and/or unit of a dispersed storage network (DSN). For example, the decentralized agreement module is implemented utilizing the distributed storage (DS) client module 34 of FIG. 1.

[0054] The decentralized agreement module 350 functions to receive a ranked scoring information request 354 and to generate ranked scoring information 358 based on the ranked scoring information request 354 and other information. The ranked scoring information request 354 includes one or more of an asset identifier (ID) 356 of an asset associated with the request, an asset type indicator, one or more location identifiers of locations associated with the DSN, one or more corresponding location weights, and a requesting entity ID. The asset includes any portion of data associated with the DSN including one or more asset types including a data object, a data record, an encoded data slice, a data segment, a set of encoded data slices, and a plurality of sets of encoded data slices. As such, the asset ID 356 of the asset includes one or more of a data name, a data record identifier, a source name, a slice name, and a plurality of sets of slice names.

[0055] Each location of the DSN includes an aspect of a DSN resource. Examples of locations include one or more of a storage unit, a memory device of the storage unit, a site, a storage pool of storage units, a pillar index associated with each encoded data slice of a set of encoded data slices generated by an information dispersal algorithm (IDA), a DS client module 34 of FIG. 1, a DS processing unit (computing device) 16 of FIG. 1, a DS integrity processing unit 20 of FIG. 1, a DSN managing unit 18 of FIG. 1, a user device (computing device) 12 of FIG. 1, and a user device (computing device) 14 of FIG. 1.

[0056] Each location is associated with a location weight based on one or more of a resource prioritization of utilization scheme and physical configuration of the DSN. The location weight includes an arbitrary bias which adjusts a proportion of selections to an associated location such that a probability that an asset will be mapped to that location is equal to the location weight divided by a sum of all location weights for all locations of comparison. For example, each storage pool of a plurality of storage pools is associated with a location weight based on storage capacity. For instance, storage pools with more storage capacity are associated with higher location weights than others. The other information may include a set of location identifiers and a set of location weights associated with the set of location identifiers. For example, the other information includes location identifiers and location weights associated with a set of memory devices of a storage unit when the requesting entity utilizes the decentralized agreement module 350 to produce ranked scoring information 358 with regards to selection of a memory device of the set of memory devices for accessing a particular encoded data slice (e.g., where the asset ID includes a slice name of the particular encoded data slice).

[0057] The decentralized agreement module 350 outputs substantially identical ranked scoring information for each ranked scoring information request that includes substantially identical content of the ranked scoring information request. For example, a first requesting entity issues a first

ranked scoring information request to the decentralized agreement module 350 and receives first ranked scoring information. A second requesting entity issues a second ranked scoring information request to the decentralized agreement module and receives second ranked scoring information. The second ranked scoring information is substantially the same as the first ranked scoring information when the second ranked scoring information request is substantially the same as the first ranked scoring information request.

[0058] As such, two or more requesting entities may utilize the decentralized agreement module 350 to determine substantially identical ranked scoring information. As a specific example, the first requesting entity selects a first storage pool of a plurality of storage pools for storing a set of encoded data slices utilizing the decentralized agreement module 350 and the second requesting entity identifies the first storage pool of the plurality of storage pools for retrieving the set of encoded data slices utilizing the decentralized agreement module 350.

[0059] In an example of operation, the decentralized agreement module 350 receives the ranked scoring information request 354. Each deterministic function performs a deterministic function on a combination and/or concatenation (e.g., add, append, interleave) of the asset ID 356 of the ranked scoring information request 354 and an associated location ID of the set of location IDs to produce an interim result 341-1 . . . 341-N. The deterministic function includes at least one of a hashing function, a hash-based message authentication code function, a mask generating function, a cyclic redundancy code function, hashing module of a number of locations, consistent hashing, rendezvous hashing, and a sponge function. As a specific example, deterministic function 340-2 appends a location ID 339-2 of a storage pool to a source name as the asset ID to produce a combined value and performs the mask generating function on the combined value to produce interim result 341-2.

[0060] With a set of interim results 341-1 . . . 341-N, each normalizing function 342-1 . . . 342-N performs a normalizing function on a corresponding interim result to produce a corresponding normalized interim result. The performing of the normalizing function includes dividing the interim result by a number of possible permutations of the output of the deterministic function to produce the normalized interim result. For example, normalizing function 342-2 performs the normalizing function on the interim result 341-2 to produce a normalized interim result 343-2.

[0061] With a set of normalized interim results 343-1 . . . 343-N, each scoring function performs a scoring function on a corresponding normalized interim result to produce a corresponding score. The performing of the scoring function includes dividing an associated location weight by a negative log of the normalized interim result. For example, scoring function 344-2 divides location weight 345-2 of the storage pool (e.g., associated with location ID 339-2) by a negative log of the normalized interim result 343-2 to produce a score 346-2.

[0062] With a set of scores 346-1 . . . 346-N, the ranking function 352 performs a ranking function on the set of scores 346-1 . . . 346-N to generate the ranked scoring information 358. The ranking function includes rank ordering each score with other scores of the set of scores 346-1 . . . 346-N, where a highest score is ranked first. As such, a location associated with the highest score may be considered a highest priority

location for resource utilization (e.g., accessing, storing, retrieving, etc., the given asset of the request). Having generated the ranked scoring information **358**, the decentralized agreement module **350** outputs the ranked scoring information **358** to the requesting entity.

[0063] FIG. 10B is a flowchart illustrating an example of selecting a resource. The method begins or continues at step **360** where a processing module (e.g., of a decentralized agreement module) receives a ranked scoring information request from a requesting entity with regards to a set of candidate resources. For each candidate resource, the method continues at step **362** where the processing module performs a deterministic function on a location identifier (ID) of the candidate resource and an asset ID of the ranked scoring information request to produce an interim result. As a specific example, the processing module combines the asset ID and the location ID of the candidate resource to produce a combined value and performs a hashing function on the combined value to produce the interim result.

[0064] For each interim result, the method continues at step **364** where the processing module performs a normalizing function on the interim result to produce a normalized interim result. As a specific example, the processing module obtains a permutation value associated with the deterministic function (e.g., maximum number of permutations of output of the deterministic function) and divides the interim result by the permutation value to produce the normalized interim result (e.g., with a value between 0 and 1).

[0065] For each normalized interim result, the method continues at step **366** where the processing module performs a scoring function on the normalized interim result utilizing a location weight associated with the candidate resource associated with the interim result to produce a score of a set of scores. As a specific example, the processing module divides the location weight by a negative log of the normalized interim result to produce the score.

[0066] The method continues at step **368** where the processing module rank orders the set of scores to produce ranked scoring information (e.g., ranking a highest value first). The method continues at step **370** where the processing module outputs the ranked scoring information to the requesting entity. The requesting entity may utilize the ranked scoring information to select one location of a plurality of locations.

[0067] FIG. 10C is a schematic block diagram of an embodiment of a dispersed storage network (DSN) that includes the distributed storage (DS) processing unit (computing device) **16** of FIG. 1, the network **24** of FIG. 1, and the distributed storage network (DSN) module **22** of FIG. 1. Hereafter, the DSN module **22** may be interchangeably referred to as a DSN memory. The DS processing unit **16** includes a decentralized agreement module **380** and the DS client module **34** of FIG. 1. The decentralized agreement module **380** being implemented utilizing the decentralized agreement module **350** of FIG. 10A. The DSN module **22** includes a plurality of DS unit pools **400-1 . . . 400-N**. Each DS unit pool includes one or more sites **402-1 . . . 402-N**. Each site includes one or more DS units **404-1-1 . . . 404-1-N**. Each DS unit may be associated with at least one pillar of N pillars associated with an information dispersal algorithm (IDA) (**406-1 . . . 406-N**), where a data segment is dispersed storage error encoded using the IDA to produce one or more sets of encoded data slices, and where each set includes N encoded data slices and like encoded data slices

(e.g., slice **3's**) of two or more sets of encoded data slices are included in a common pillar (e.g., pillar **406-3**). Each site may not include every pillar and a given pillar may be implemented at more than one site. Each DS unit includes a plurality of memories (e.g. DS unit **404-1-1** includes memories **408-1-1-1 . . . 408-1-1-N**). Each DS unit may be implemented utilizing the DS unit **36** of FIG. 1 and the memories **408** of DS units can be implemented utilizing memory **88** of DS unit **36** in FIG. 9. Hereafter, a DS unit may be referred to interchangeably as a storage unit and a set of DS units may be interchangeably referred to as a set of storage units and/or as a storage unit set.

[0068] The DSN functions to receive data access requests **382**, select resources of at least one DS unit pool for data access, utilize the selected DS unit pool for the data access, and issue a data access response **392** based on the data access. The selecting of the resources includes utilizing a decentralized agreement function of the decentralized agreement module **380**, where a plurality of locations are ranked against each other. The selecting may include selecting one storage pool of the plurality of storage pools, selecting DS units at various sites of the plurality of sites, selecting a memory of the plurality of memories for each DS unit, and selecting combinations of memories, DS units, sites, pillars, and storage pools.

[0069] In an example of operation, the DS client module **34** receives the data access request **382** from a requesting entity, where the data access request **382** includes at least one of a store data request, a retrieve data request, a delete data request, a data name, and a requesting entity identifier (ID). Having received the data access request **382**, the DS client module **34** determines a DSN address associated with the data access request. The DSN address includes at least one of a source name (e.g., including a vault ID and an object number associated with the data name), a data segment ID, a set of slice names, a plurality of sets of slice names. The determining includes at least one of generating (e.g., for the store data request) and retrieving (e.g., from a DSN directory, from a dispersed hierarchical index) based on the data name (e.g., for the retrieve data request).

[0070] Having determined the DSN address, the DS client module **34** selects a plurality of resource levels (e.g., DS unit pool, site, DS unit, pillar, memory) associated with the DSN module **22**. The determining may be based on one or more of the data name, the requesting entity ID, a predetermination, a lookup, a DSN performance indicator, and interpreting an error message. For example, the DS client module **34** selects the DS unit pool as a first resource level and a set of memory devices of a plurality of memory devices as a second resource level based on a system registry lookup for a vault associated with the requesting entity.

[0071] Having selected the plurality of resource levels, the DS client module **34**, for each resource level, issues a ranked scoring information request **384** to the decentralized agreement module **380** utilizing the DSN address as an asset ID. The decentralized agreement module **380** performs the decentralized agreement function based on the asset ID (e.g., the DSN address), identifiers of locations of the selected resource levels, and location weights of the locations to generate ranked scoring information **386**.

[0072] For each resource level, the DS client module **34** receives corresponding ranked scoring information **386**. Having received the ranked scoring information **386**, the DS client module **34** identifies one or more resources associated

with the resource level based on the rank scoring information 386. For example, the DS client module 34 identifies a DS unit pool associated with a highest score and identifies a set of memory devices within DS units of the identified DS unit pool with a highest score.

[0073] Having identified the one or more resources, the DS client module 34 accesses the DSN module 22 based on the identified one or more resources associated with each resource level. For example, the DS client module 34 issues resource access requests 388 (e.g., write slice requests when storing data, read slice requests when recovering data) to the identified DS unit pool, where the resource access requests 388 further identify the identified set of memory devices. Having accessed the DSN module 22, the DS client module 34 receives resource access responses 390 (e.g., write slice responses, read slice responses). The DS client module 34 issues the data access response 392 based on the received resource access responses 390. For example, the DS client module 34 decodes received encoded data slices to reproduce data and generates the data access response 392 to include the reproduced data.

[0074] FIG. 10D is a flowchart illustrating an example of accessing a dispersed storage network (DSN) memory. The method begins or continues at step 410 where a processing module (e.g., of a distributed storage (DS) client module) receives a data access request from a requesting entity. The data access request includes one or more of a storage request, a retrieval request, a requesting entity identifier, and a data identifier (ID). The method continues at step 412 where the processing module determines a DSN address associated with the data access request. For example, the processing module generates the DSN address for the storage request. As another example, the processing module performs a lookup for the retrieval request based on the data identifier.

[0075] The method continues at step 414 where the processing module selects a plurality of resource levels associated with the DSN memory. The selecting may be based on one or more of a predetermination, a range of weights associated with available resources, a resource performance level, and a resource performance requirement level. For each resource level, the method continues at step 416 where the processing module determines ranked scoring information. For example, the processing module issues a ranked scoring information request to a decentralized agreement module based on the DSN address and receives corresponding ranked scoring information for the resource level, where the decentralized agreement module performs a decentralized agreement protocol function on the DSN address using the associated resource identifiers and resource weights for the resource level to produce the ranked scoring information for the resource level.

[0076] For each resource level, the method continues at step 418 where the processing module selects one or more resources associated with the resource level based on the ranked scoring information. For example, the processing module selects a resource associated with a highest score when one resource is required. As another example, the processing module selects a plurality of resources associated with highest scores when a plurality of resources are required.

[0077] The method continues at step 420 where the processing module accesses the DSN memory utilizing the selected one or more resources for each of the plurality of

resource levels. For example, the processing module identifies network addressing information based on the selected resources including one or more of a storage unit Internet protocol address and a memory device identifier, generates a set of encoded data slice access requests based on the data access request and the DSN address, and sends the set of encoded data slice access requests to the DSN memory utilizing the identified network addressing information.

[0078] The method continues at step 422 where the processing module issues a data access response to the requesting entity based on one or more resource access responses from the DSN memory. For example, the processing module issues a data storage status indicator when storing data. As another example, the processing module generates the data access response to include recovered data when retrieving data.

[0079] In one example of operation, the DSN of FIG. 1 is grown to accommodate additional DS units. Further explanations of this process of deploying and growing a set of ds units at and by non-IDA width multiples are set out below in conjunction with FIGS. 11A and 11B. When DS units are deployed in a DSN memory with at least an IDA width number of DS units at a time, then maximum failure independence and accordingly, maximum reliability and availability are achieved. This set of DS units may be used to create or expand a storage pool for example. However, when fewer than an IDA width number of DS units are deployed, it is necessary that some DS units will store more than one slice for the same data source (e.g. when storing 15 slices across 5 DS units, each DS unit might store 3 slices each for the same data source). At some future time, it may become necessary to expand the DSN memory with more DS units. If the DSN memory was initially deployed with fewer than IDA width number of DS units then it may be desirable to use the additional DS units to more evenly distribute slices across a larger number of DS units, thereby improving reliability and availability. For example, two options exist for growing the initial deployment of 5 DS units when growing by an additional 5 DS units. Option 1: Treat each set of 5 DS units (each set) independently, and in a 15-wide continue storing 3 slices each to each DS unit and store all slices on either the first set of 5 DS units, or the second set of 5 DS units. Option 2: Use the existing set of 5 DS units, together with the new set of 5 DS units, to form a larger set containing 10 DS units, over which some no DS unit need to store more than 2 slices of the same source. The second option is preferable from a reliability and availability perspective.

[0080] To grow the system in this second way, the existing system expansion by reallocation via a Decentralized Agreement Protocol (DAP) can, according to one example, be used as follows:

1. Maintain the existing set of DS units as its own independent set in a storage pool;
2. Form a second set of DS units composed of the existing DS units together with the new DS units;
3. Initiate a reallocation of slices between these two sets, e.g. by setting the weight of the first set to "0" and the weight of the newly formed composite set equal to the size of the total number of DS units in the composite set;
4. Migrate slices from the smaller set to the larger set, moving slices to their new location in the new set within which each DS unit has a smaller fraction of the namespace; and

5. When the migration of all slices is complete, eliminate the original set of DS units, leaving behind only the new composite set.

[0081] In this way a set of DS units can be grown by as little as one DS unit at a time. However, once the set is grown to a size equal to $2 \times \text{IDA width}$, it may make sense to “break” the large set into two smaller sets, each of size IDA width (set’s in the sense of independent locations which slices may be mapped to by a Decentralized Agreement Protocol). Once the set is broken in this way, only the second set is grown, while the previous sets (each containing IDA width DS units) remain unchanged in the pool and is not expanded in this manner. The motivation for breaking off sets is it makes expanding the system by fewer than IDA width at a time more efficient. The fewer DS units in the set that is expanded in this way, the less total data transfer is required.

[0082] FIG. 11A is a schematic block diagram of another embodiment of a dispersed storage network (DSN) that includes the distributed storage (DS) processing unit 16 of FIG. 1, the network 24 of FIG. 1, and at least two storage sets 500-1 and 500-2. The DS processing unit (computing device) 16 includes the DS client module 34 of FIG. 1 and a decentralized agreement module. The decentralized agreement module may be implemented utilizing the decentralized agreement module 350 of FIG. 10A. Each storage set includes a set of storage units 36-*n* and may be expanded to accommodate increasing a storage capacity level of the storage set. For example, the storage set 500-1 initially includes storage units 36-1 to 36-5 and is expanded to include storage units 36-6 to 36-10 to form the storage set 500-2. Each storage unit may be implemented utilizing the DS units 36 of FIG. 1. The DSN functions to migrate data when the set of storage units is expanded.

[0083] In an example of operation of the migrating of data, the DS client module 34 assigns one or more additional dispersed storage units to the storage set 500-1 to form a new storage set 500-2, where data is encoded utilizing a dispersed storage error encoding function in accordance with an information dispersal algorithm (IDA) width to produce a plurality of sets of encoded data slices that the DS processing unit 16 stores in the storage set 500-1 and where each set of encoded data slices includes an IDA width number of encoded data slices. For example, the DS processing unit 16 stores three encoded data slices per storage unit of the storage units 36-1 to 36-5 when the IDA width is 15. The assigning of the one or more additional storage units includes one or more of determining a number of additional storage units, identifying available storage units, and selecting from the dispersed storage units identified for assignment by the middle storage units to produce the one or more additional storage units. The determining of the number of additional storage units to add may be based on one or more of estimated future storage requirements, an existing storage utilization level, and a predetermination.

[0084] For each encoded data slice stored in the existing storage set 500-1, the DS client module 34 utilizes a distributed agreement protocol function to select a storage unit of the new storage set 500-2 for storage of an encoded data slice. This function may be implemented utilizing any module and/or unit of a dispersed storage network (DSN) including the DS Managing Unit 18, the Integrity Processing Unit 20, and/or by one or more DS units 36-1 . . . 36-*n* shown in FIG. 1. For example, the DS client module 34 utilizes the

decentralized agreement module to perform the distributed agreement protocol function on a slice name associated with encoded data slice utilizing updated weights for each of the storage units of the existing storage set and newly established weights for each of the additional storage units to produce a score for each storage unit of the new storage set and identifies a storage unit associated with a highest score as the selected storage unit of the new storage set for storage of the encoded data slice.

[0085] Having selected the storage unit, the DS client module 34 facilitates migration of the encoded data slice from the existing storage set 500-1 to the selected storage unit of the new storage set 500-2 when the encoded data slice is not presently stored in the selected storage unit. This could include migration to new DS units 36-6 to 36-10. For example, the DS client module 34 receives, via the network 24, encoded data slices of storage set 500-1 (502) that includes encoded data slice, and sends, via the network 24, encoded data slices of storage set 500-2 (504) that includes the encoded data slice for migration, to the selected storage unit of the new storage set 500-2 for storage.

[0086] FIG. 11B is a flowchart illustrating an example of migrating data. The method includes a step 600 where a processing module of one or more processing modules of one or more computing devices (e.g., of a distributed storage (DS) client module) assigns one or more additional storage units to an existing storage set to form a new storage set of a dispersed storage network (DSN). The assigning includes one or more of determining a number of additional storage units (e.g., based on one or more of a predetermination, estimated future storage requirement, and existing storage utilization level), identifying available storage units, and selecting from the identified available storage units based on the number of additional storage units.

[0087] For each encoded data slice stored in existing storage set, the method continues at the step 602 where the processing module utilizes a distributed agreement protocol function to select a storage unit of the new storage set for storage of the encoded data slice. For example, the processing module performs the distributed agreement protocol function on a slice name associated with encoded data slice utilizing updated weights for the storage units of the existing storage set and newly established weights for the additional storage units of the new storage set to produce a score for each storage unit of the storage set and identifies a storage unit associated with a highest score of a plurality of scores as the selected storage unit.

[0088] The method continues at the step 604 where the processing module facilitates migration of encoded data slice from the existing storage set to the selected storage unit of the storage set when the encoded data slice is not presently stored within the selected storage unit. For example, the processing module retrieves encoded data slice from the existing storage set and sends the encoded data slice to the selected storage unit for storage.

[0089] The methods described above in conjunction with the computing device and the storage units can alternatively be performed by other modules of the dispersed storage network or by other devices. For example, any combination of a first module, a second module, a third module, a fourth module, etc. of the computing device and the storage units may perform the method described above. In addition, at least one memory section (e.g., a first memory section, a second memory section, a third memory section, a fourth

memory section, a fifth memory section, a sixth memory section, etc. of a non-transitory computer readable storage medium) that stores operational instructions can, when executed by one or more processing modules of one or more computing devices and/or by the storage units of the dispersed storage network (DSN), cause the one or more computing devices and/or the storage units to perform any or all of the method steps described above.

[0090] As may be used herein, the terms “substantially” and “approximately” provides an industry-accepted tolerance for its corresponding term and/or relativity between items. Such an industry-accepted tolerance ranges from less than one percent to fifty percent. Such relativity between items ranges from a difference of a few percent to magnitude differences. As may also be used herein, the term(s) “configured to”, “operably coupled to”, “coupled to”, and/or “coupling” includes direct coupling between items and/or indirect coupling between items via an intervening item (e.g., an item includes, but is not limited to, a component, an element, a circuit, and/or a module) where, for an example of indirect coupling, the intervening item does not modify the information of a signal but may adjust its current level, voltage level, and/or power level. As may further be used herein, inferred coupling (i.e., where one element is coupled to another element by inference) includes direct and indirect coupling between two items in the same manner as “coupled to”. As may even further be used herein, the term “configured to”, “operable to”, “coupled to”, or “operably coupled to” indicates that an item includes one or more of power connections, input(s), output(s), etc., to perform, when activated, one or more its corresponding functions and may further include inferred coupling to one or more other items. As may still further be used herein, the term “associated with”, includes direct and/or indirect coupling of separate items and/or one item being embedded within another item.

[0091] As may be used herein, the term “compares favorably”, indicates that a comparison between two or more items, signals, etc., provides a desired relationship. For example, when the desired relationship is that signal A has a greater magnitude than signal B, a favorable comparison may be achieved when the magnitude of signal A is greater than that of signal B or when the magnitude of signal B is less than that of signal A. As may be used herein, the term “compares unfavorably”, indicates that a comparison between two or more items, signals, etc., fails to provide the desired relationship.

[0092] As may also be used herein, the terms “processing module”, “processing circuit”, “processor”, and/or “processing unit” may be a single processing device or a plurality of processing devices. Such a processing device may be a microprocessor, micro-controller, digital signal processor, microcomputer, central processing unit, field programmable gate array, programmable logic device, state machine, logic circuitry, analog circuitry, digital circuitry, and/or any device that manipulates signals (analog and/or digital) based on hard coding of the circuitry and/or operational instructions. The processing module, module, processing circuit, and/or processing unit may be, or further include, memory and/or an integrated memory element, which may be a single memory device, a plurality of memory devices, and/or embedded circuitry of another processing module, module, processing circuit, and/or processing unit. Such a memory device may be a read-only memory, random access memory, volatile memory, non-volatile memory, static memory,

dynamic memory, flash memory, cache memory, and/or any device that stores digital information. Note that if the processing module, module, processing circuit, and/or processing unit includes more than one processing device, the processing devices may be centrally located (e.g., directly coupled together via a wired and/or wireless bus structure) or may be distributedly located (e.g., cloud computing via indirect coupling via a local area network and/or a wide area network). Further note that if the processing module, module, processing circuit, and/or processing unit implements one or more of its functions via a state machine, analog circuitry, digital circuitry, and/or logic circuitry, the memory and/or memory element storing the corresponding operational instructions may be embedded within, or external to, the circuitry comprising the state machine, analog circuitry, digital circuitry, and/or logic circuitry. Still further note that, the memory element may store, and the processing module, module, processing circuit, and/or processing unit executes, hard coded and/or operational instructions corresponding to at least some of the steps and/or functions illustrated in one or more of the Figures. Such a memory device or memory element can be included in an article of manufacture.

[0093] One or more embodiments have been described above with the aid of method steps illustrating the performance of specified functions and relationships thereof. The boundaries and sequence of these functional building blocks and method steps have been arbitrarily defined herein for convenience of description. Alternate boundaries and sequences can be defined so long as the specified functions and relationships are appropriately performed. Any such alternate boundaries or sequences are thus within the scope and spirit of the claims. Further, the boundaries of these functional building blocks have been arbitrarily defined for convenience of description. Alternate boundaries could be defined as long as the certain significant functions are appropriately performed. Similarly, flow diagram blocks may also have been arbitrarily defined herein to illustrate certain significant functionality.

[0094] To the extent used, the flow diagram block boundaries and sequence could have been defined otherwise and still perform the certain significant functionality. Such alternate definitions of both functional building blocks and flow diagram blocks and sequences are thus within the scope and spirit of the claims. One of average skill in the art will also recognize that the functional building blocks, and other illustrative blocks, modules and components herein, can be implemented as illustrated or by discrete components, application specific integrated circuits, processors executing appropriate software and the like or any combination thereof.

[0095] In addition, a flow diagram may include a “start” and/or “continue” indication. The “start” and “continue” indications reflect that the steps presented can optionally be incorporated in or otherwise used in conjunction with other routines. In this context, “start” indicates the beginning of the first step presented and may be preceded by other activities not specifically shown. Further, the “continue” indication reflects that the steps presented may be performed multiple times and/or may be succeeded by other activities not specifically shown. Further, while a flow diagram indicates a particular ordering of steps, other orderings are likewise possible provided that the principles of causality are maintained.

[0096] The one or more embodiments are used herein to illustrate one or more aspects, one or more features, one or more concepts, and/or one or more examples. A physical embodiment of an apparatus, an article of manufacture, a machine, and/or of a process may include one or more of the aspects, features, concepts, examples, etc. described with reference to one or more of the embodiments discussed herein. Further, from Figure to Figure, the embodiments may incorporate the same or similarly named functions, steps, modules, etc. that may use the same or different reference numbers and, as such, the functions, steps, modules, etc. may be the same or similar functions, steps, modules, etc. or different ones.

[0097] Unless specifically stated to the contra, signals to, from, and/or between elements in a figure of any of the figures presented herein may be analog or digital, continuous time or discrete time, and single-ended or differential. For instance, if a signal path is shown as a single-ended path, it also represents a differential signal path. Similarly, if a signal path is shown as a differential path, it also represents a single-ended signal path. While one or more particular architectures are described herein, other architectures can likewise be implemented that use one or more data buses not expressly shown, direct connectivity between elements, and/or indirect coupling between other elements as recognized by one of average skill in the art.

[0098] The term “module” is used in the description of one or more of the embodiments. A module implements one or more functions via a device such as a processor or other processing device or other hardware that may include or operate in association with a memory that stores operational instructions. A module may operate independently and/or in conjunction with software and/or firmware. As also used herein, a module may contain one or more sub-modules, each of which may be one or more modules.

[0099] As may further be used herein, a computer readable memory includes one or more memory elements. A memory element may be a separate memory device, multiple memory devices, or a set of memory locations within a memory device. Such a memory device may be a read-only memory, random access memory, volatile memory, non-volatile memory, static memory, dynamic memory, flash memory, cache memory, and/or any device that stores digital information. The memory device may be in a form a solid state memory, a hard drive memory, cloud memory, thumb drive, server memory, computing device memory, and/or other physical medium for storing digital information. A computer readable memory/storage medium, as used herein, is not to be construed as being transitory signals per se, such as radio waves or other freely propagating electromagnetic waves, electromagnetic waves propagating through a waveguide or other transmission media (e.g., light pulses passing through a fiber-optic cable), or electrical signals transmitted through a wire.

[0100] While particular combinations of various functions and features of the one or more embodiments have been expressly described herein, other combinations of these features and functions are likewise possible. The present disclosure is not limited by the particular examples disclosed herein and expressly incorporates these other combinations.

What is claimed is:

1. A method of growing a dispersed storage network, the dispersed storage network including a first set of dispersed storage units, wherein a first dispersed storage unit of the

first set of dispersed storage units stores a first encoded data slice and a second encoded data slice and wherein the first encoded data slice and the second encoded data slice originate from a first data source, the method comprising:

assigning one or more additional dispersed storage units to the dispersed storage network including the first set of dispersed storage units to form a second set of dispersed storage units the second set of dispersed storage units including the first set of dispersed storage units and the one or more additional dispersed storage units;

reallocating the first encoded data slice from the first dispersed storage unit to at least one of the one or more additional dispersed storage units of the second set of dispersed storage units that does not presently store the first encoded data slice; and

facilitating migration of the first encoded data slice from the first dispersed storage unit to the at least one of the one or more additional dispersed storage units of the second set of dispersed storage units that does not presently store the first encoded data slice.

2. The method of claim 1, wherein the dispersed storage units in the first set of dispersed storage units are fewer than an information dispersal algorithm width number.

3. The method of claim 1, wherein assigning one or more additional dispersed storage units to the dispersed storage network comprises determining a number of additional dispersed storage units.

4. The method of claim 3, wherein assigning one or more additional dispersed storage units to the dispersed storage network comprises identifying the one or more additional dispersed storage units.

5. The method of claim 4, further comprising selecting the one or more additional dispersed storage units identified for assignment.

6. The method of claim 3, wherein determining the number of additional dispersed storage units is based on one or more of a predetermination, an estimated future storage requirements and existing storage utilization levels.

7. The method of claim 1, wherein assigning one or more additional dispersed storage units to the dispersed storage network uses a distributed agreement protocol.

8. The method of claim 7, wherein the distributed agreement protocol updates first weights for dispersed storage units of the first set of dispersed storage units and establishes second weights for the one or more additional dispersed storage units.

9. The method of claim 1, wherein facilitating migration comprises sending the first encoded data slice to a dispersed storage computing device.

10. A first dispersed storage unit of a first set of dispersed storage units for use in a dispersed storage network, the first dispersed storage unit comprising:

a communications interface;

a memory; and

a processor;

wherein the memory includes a first encoded data slice and a second encoded data wherein the first encoded data slice and the second encoded data slice originate from a first data source and wherein the memory further includes instructions for causing the processor to:

assign one or more additional dispersed storage units to the dispersed storage network including the first set of dispersed storage units to form a second set of

dispersed storage units the second set of dispersed storage units including the first set of dispersed storage units and the one or more additional dispersed storage units;

reallocate the first encoded data slice from the first dispersed storage unit to at least one of the one or more additional dispersed storage units of the second set of dispersed storage units that does not presently store the first encoded data slice; and

facilitate migration of the first encoded data slice from the first dispersed storage unit to the at least one of the one or more additional dispersed storage units of the second set of dispersed storage units that does not presently store the first encoded data slice.

11. The first dispersed storage unit of claim **10**, wherein the dispersed storage units in the first set of dispersed storage units are fewer than an information dispersal algorithm width number.

12. The first dispersed storage unit of claim **10**, wherein the memory further comprises instructions for causing the processor to determine a number of additional dispersed storage units.

13. The first dispersed storage unit of claim **12**, wherein the memory further comprises instructions for causing the processor identify the one or more additional dispersed storage units.

14. The first dispersed storage unit of claim **13**, wherein the memory further comprises instructions for causing the processor to select the one or more additional dispersed storage units for assignment.

15. The first dispersed storage unit of claim **12**, wherein the instructions for causing the processor to determine a number of additional dispersed storage units uses one or more of a predetermination, estimated future storage requirements and existing storage utilization levels.

16. The first dispersed storage unit of claim **10**, wherein the instructions for causing the processor to assign one or more additional dispersed storage units to the dispersed storage network uses a distributed agreement protocol.

17. The first dispersed storage unit of claim **16**, wherein the distributed agreement protocol is operable to update first weights for dispersed storage units of the first set of dis-

persed storage units and operable to establish second weights for the one or more additional dispersed storage units.

18. The first dispersed storage unit of claim **10**, wherein the memory further comprises instructions for causing the processor to send the first encoded data slice to a dispersed storage computing device.

19. A dispersed storage network comprising:

a first set of dispersed storage units including a first dispersed storage unit;

the first dispersed storage unit including:

a communications interface;

a memory; and

a processor;

wherein the memory includes a first encoded data slice and a second encoded data wherein the first encoded data slice and the second encoded data slice originate from a first data source and wherein the memory further includes instructions for causing the processor to:

assign one or more additional dispersed storage units to the dispersed storage network including the first set of dispersed storage units to form a second set of dispersed storage units the second set of dispersed storage units including the first set of dispersed storage units and the one or more additional dispersed storage units;

reallocate the first encoded data slice from the first dispersed storage unit to at least one of the one or more additional dispersed storage units of the second set of dispersed storage units that does not presently store the first encoded data slice; and

facilitate migration of the first encoded data slice from the first dispersed storage unit to the at least one of the one or more additional dispersed storage units of the second set of dispersed storage units that does not presently store the first encoded data slice.

20. The dispersed storage network of claim **19**, wherein the dispersed storage units in the first set of dispersed storage units are fewer than an information dispersal algorithm width number.

* * * * *