



(19) **United States**

(12) **Patent Application Publication**

**Lauer et al.**

(10) **Pub. No.: US 2015/0131514 A1**

(43) **Pub. Date: May 14, 2015**

(54) **OPTIMIZING USAGE OF MODEMS FOR DATA DELIVERY TO DEVICES ON VEHICLES**

(71) Applicant: **GOGO LLC**, Itasca, IL (US)

(72) Inventors: **Bryan Adrian Lauer**, Hinckley, IL (US); **Rukmani Loganathan**, Bartlett, IL (US); **Sajit Sasi**, Chicago, IL (US); **Pat Walsh**, Naperville, IL (US); **Anand Chari**, Naperville, IL (US)

(73) Assignee: **GOGO LLC**, Itasca, IL (US)

(21) Appl. No.: **14/225,077**

(22) Filed: **Mar. 25, 2014**

**Related U.S. Application Data**

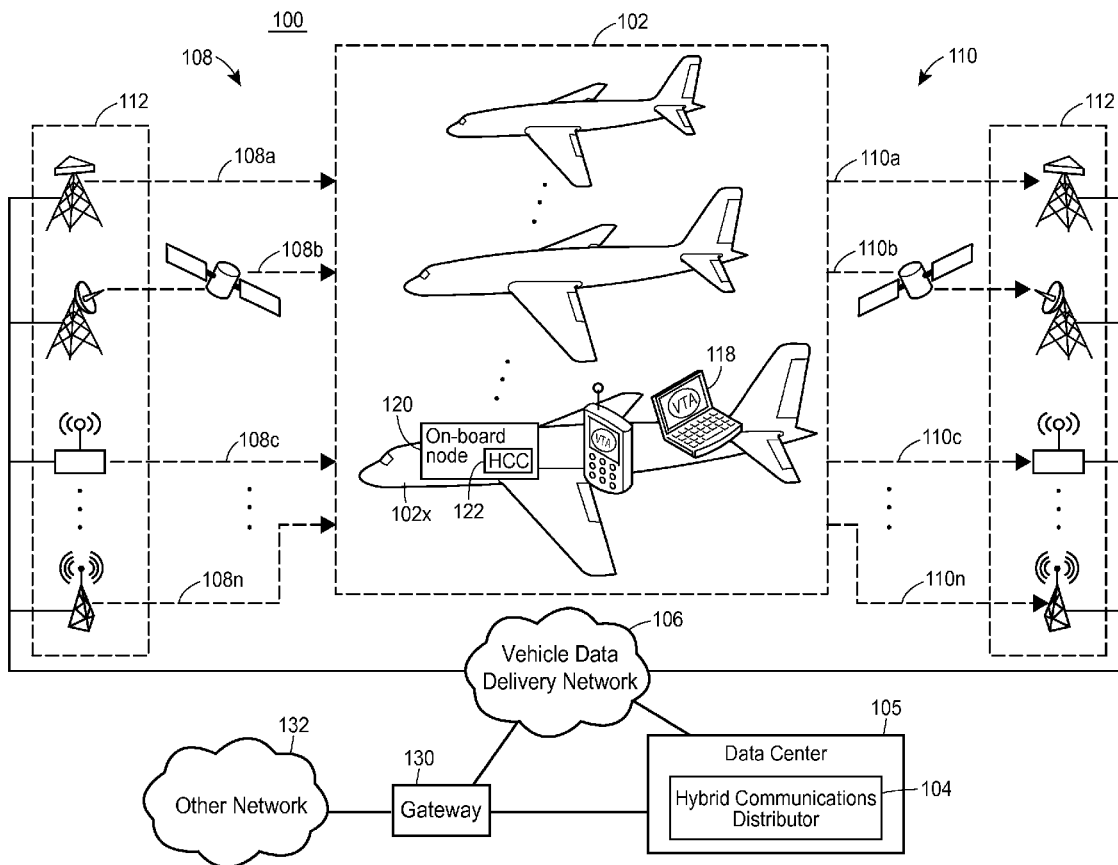
(60) Provisional application No. 61/901,641, filed on Nov. 8, 2013.

**Publication Classification**

(51) **Int. Cl.**  
*H04W 40/02* (2006.01)  
*H04W 84/00* (2006.01)  
*H04L 12/18* (2006.01)  
(52) **U.S. Cl.**  
CPC ..... *H04W 40/02* (2013.01); *H04L 12/189* (2013.01); *H04W 84/005* (2013.01)

(57) **ABSTRACT**

Techniques for optimizing modem use for data delivery to vehicles that are near to or parked at ports include using a high-capacity forward communications link, in a first frequency band, to support a logical forward link of a data tunnel via which data is delivered between a data provider and the vehicle. Instead of using the reverse communications link of the first frequency band, though, a reverse communications link in a different frequency band is used to support the reverse logical link of the data tunnel, as reverse data typically requires less bandwidth. Thus, the forward communications link is used in a high-throughput, unidirectional manner. Forward data may be multiplexed and/or multicast, and in some cases, multiple forward communications links may be used in parallel to support the logical forward link of the data tunnel.



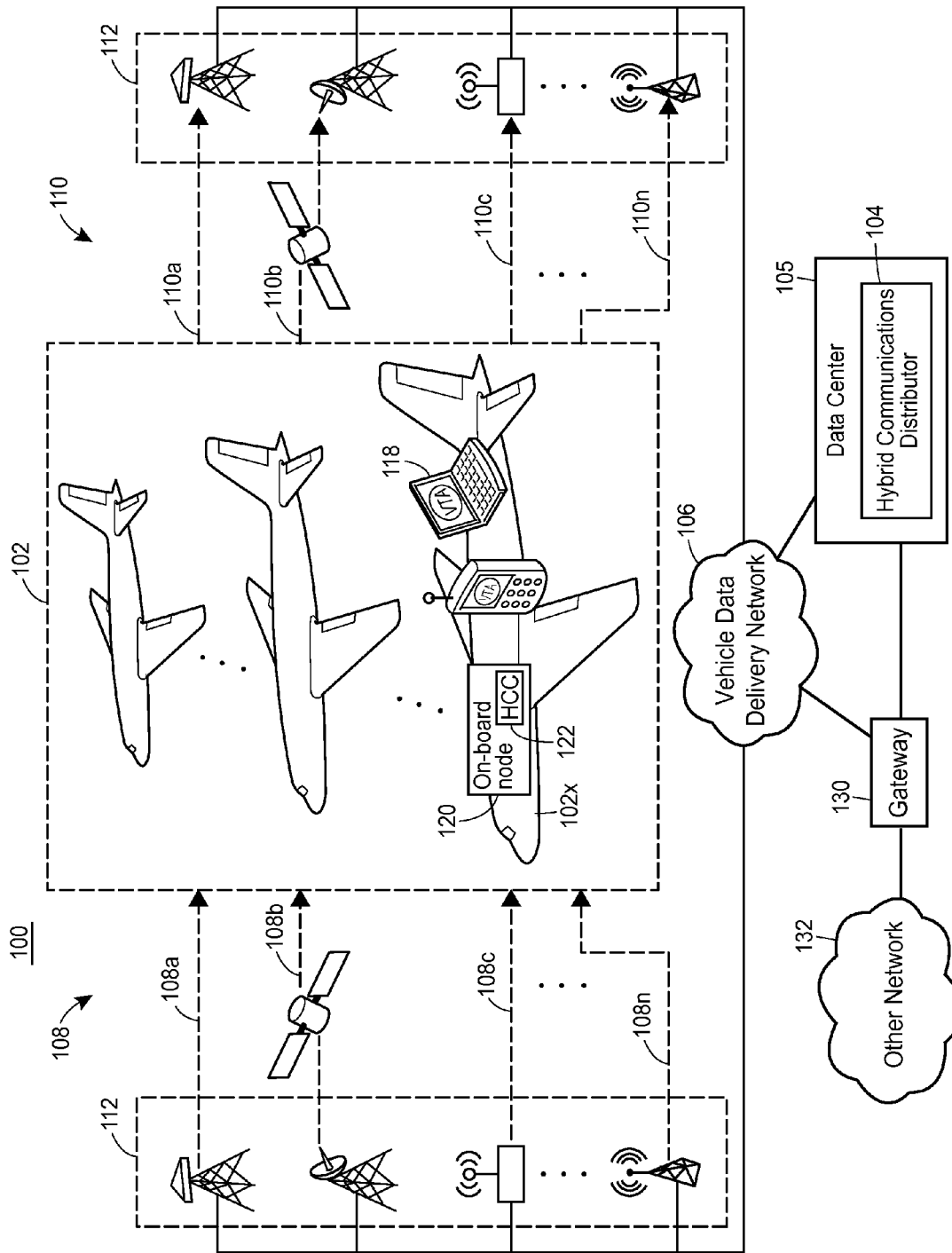
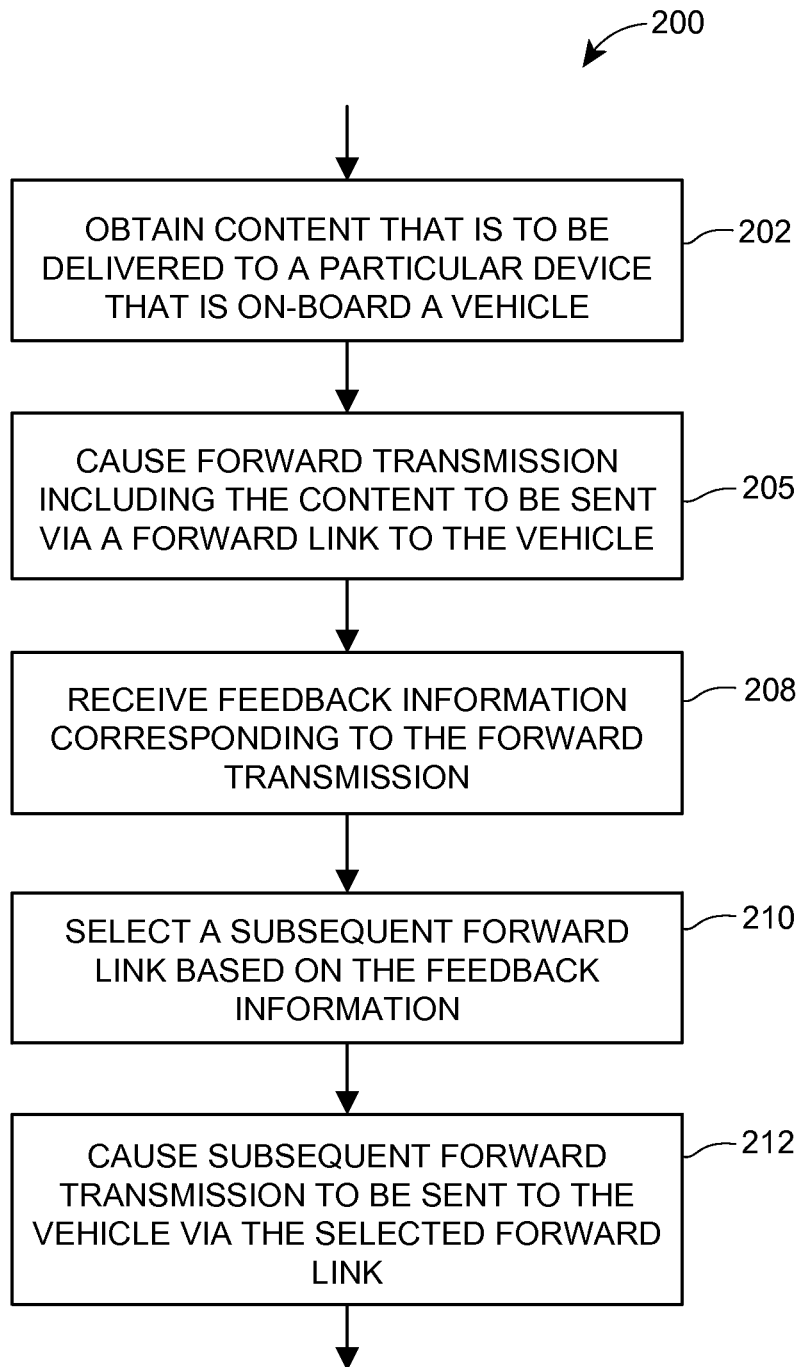
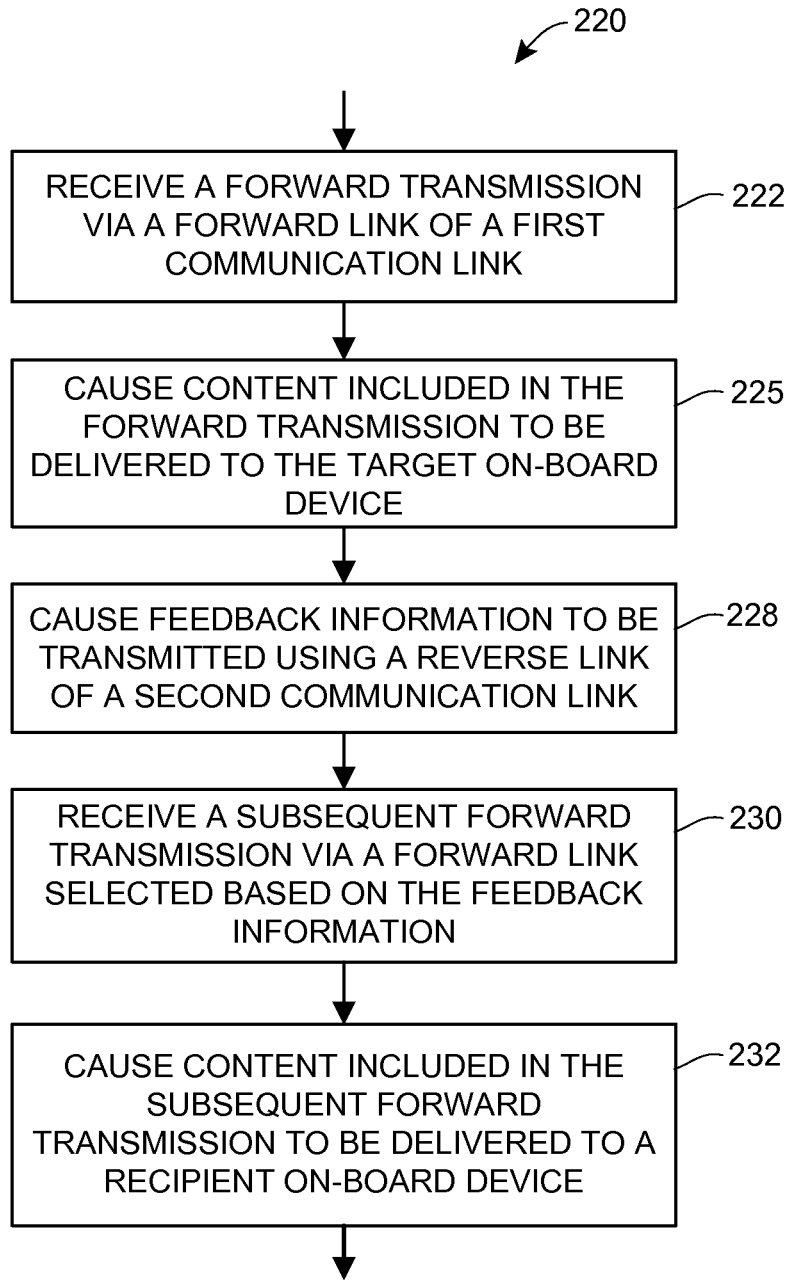


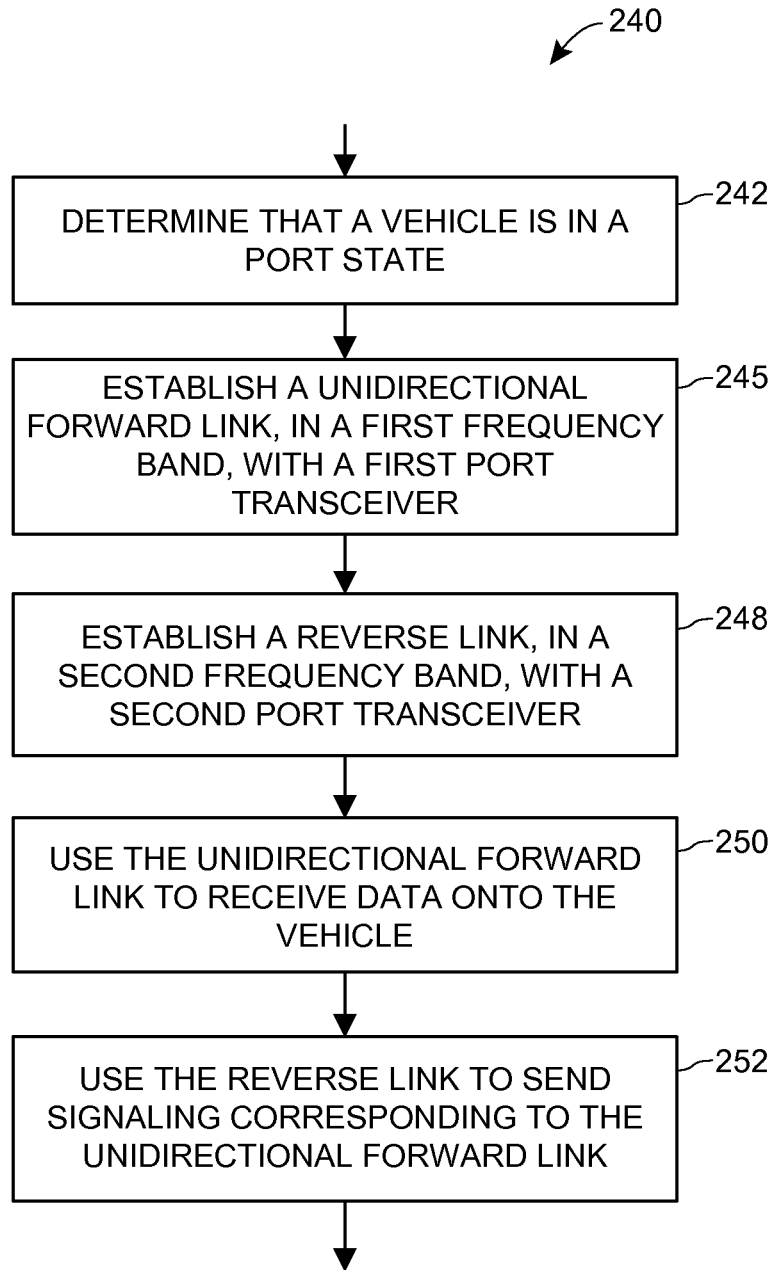
FIG. 1



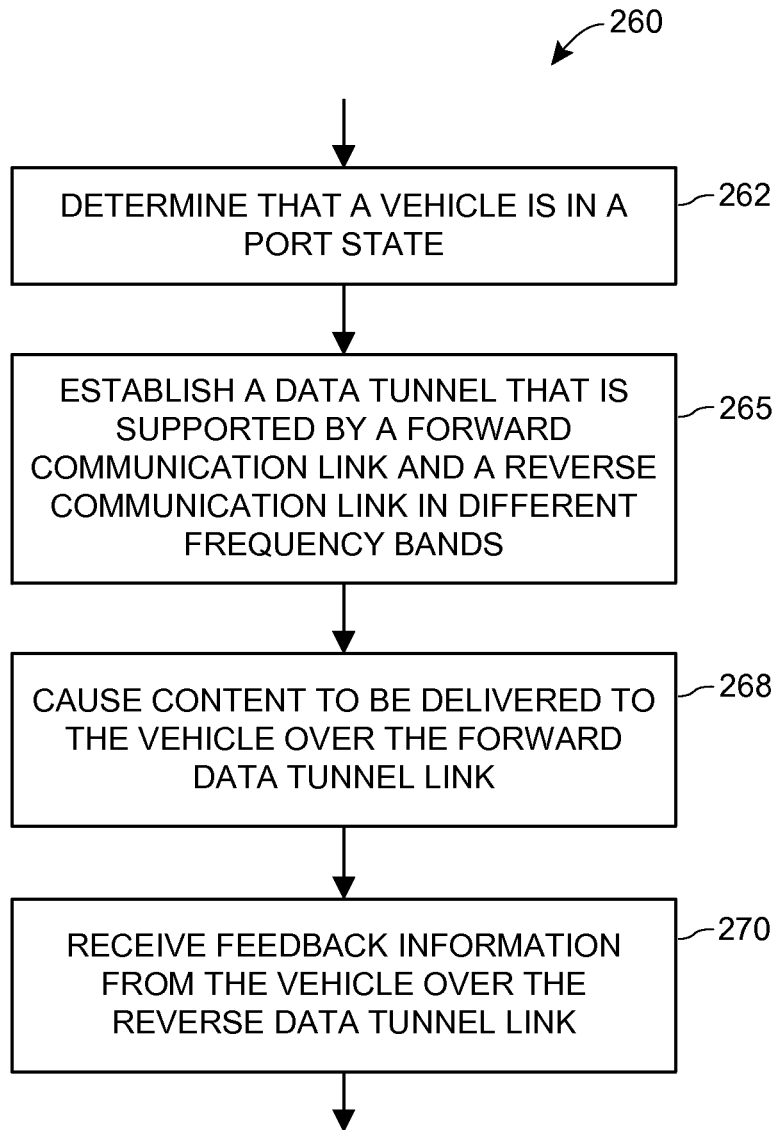
**FIG. 2**



**FIG. 3**



**FIG. 4**



**FIG. 5**

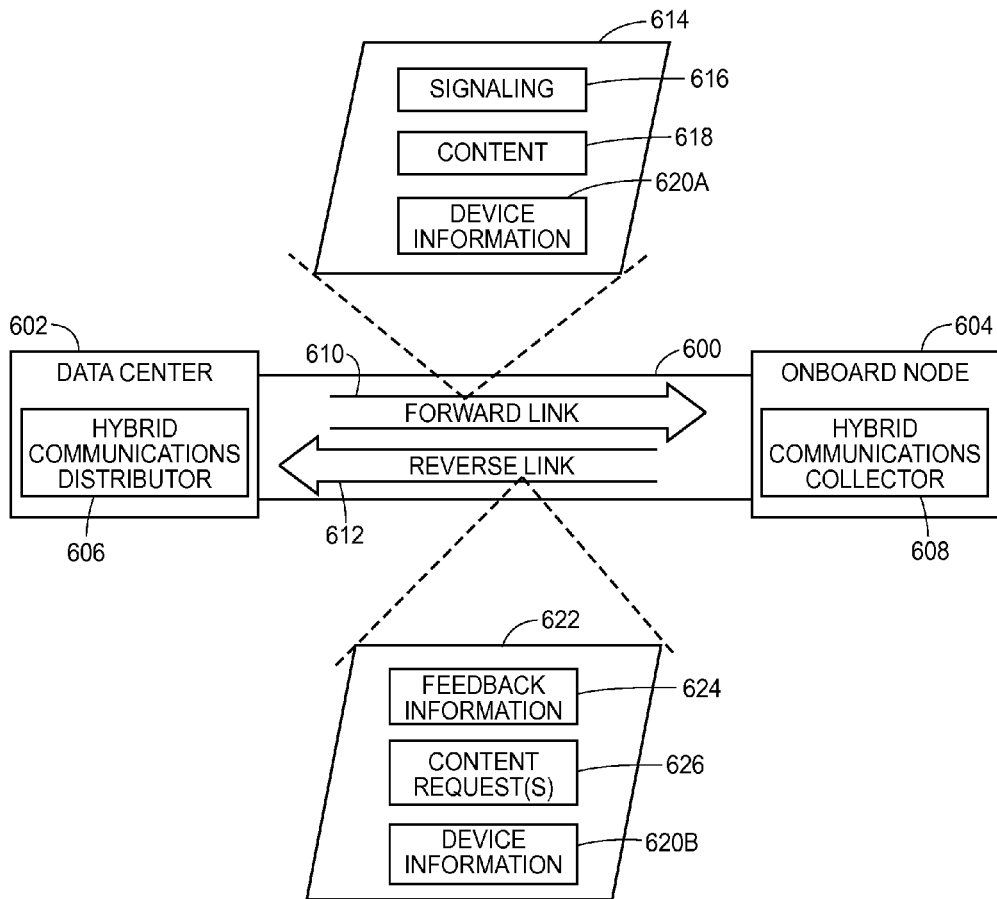
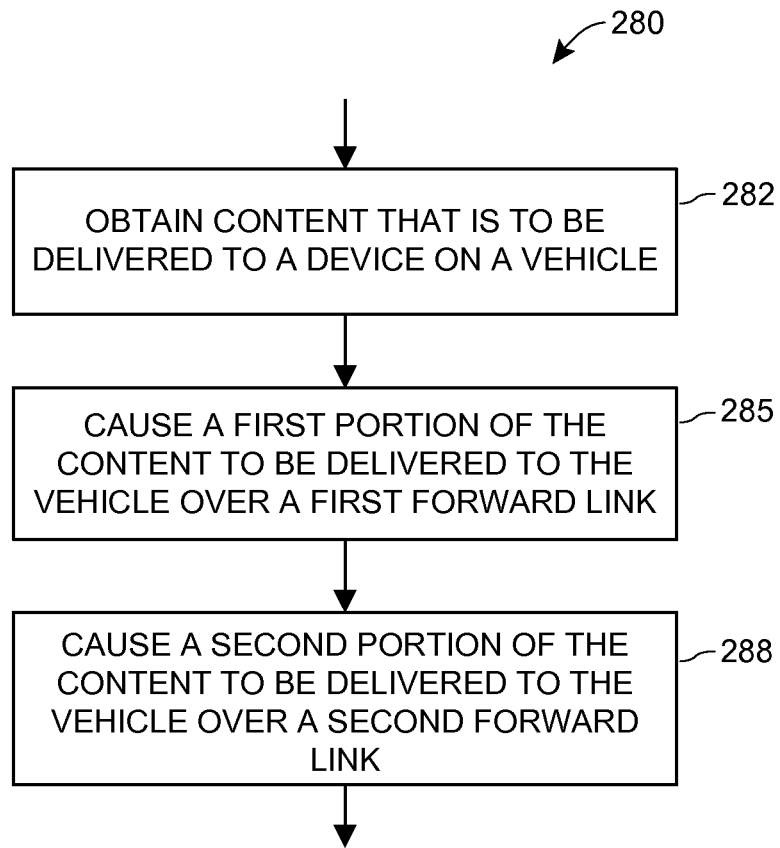
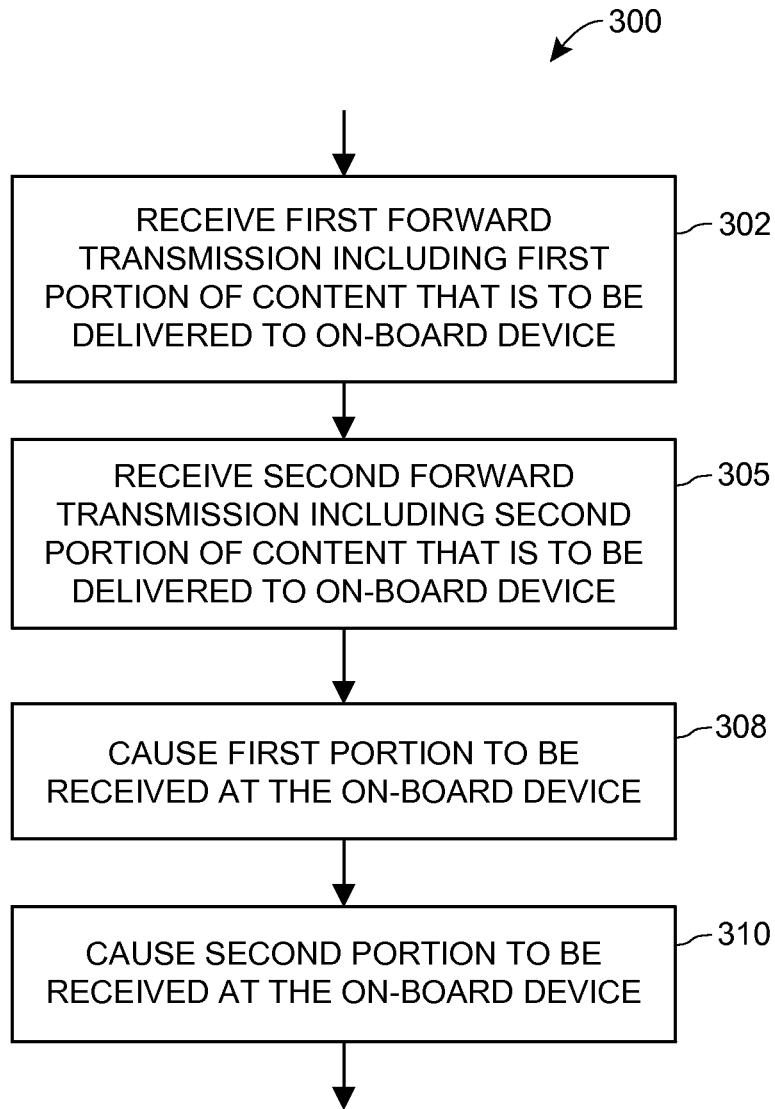


FIG. 6



**FIG. 7**





**FIG. 8**

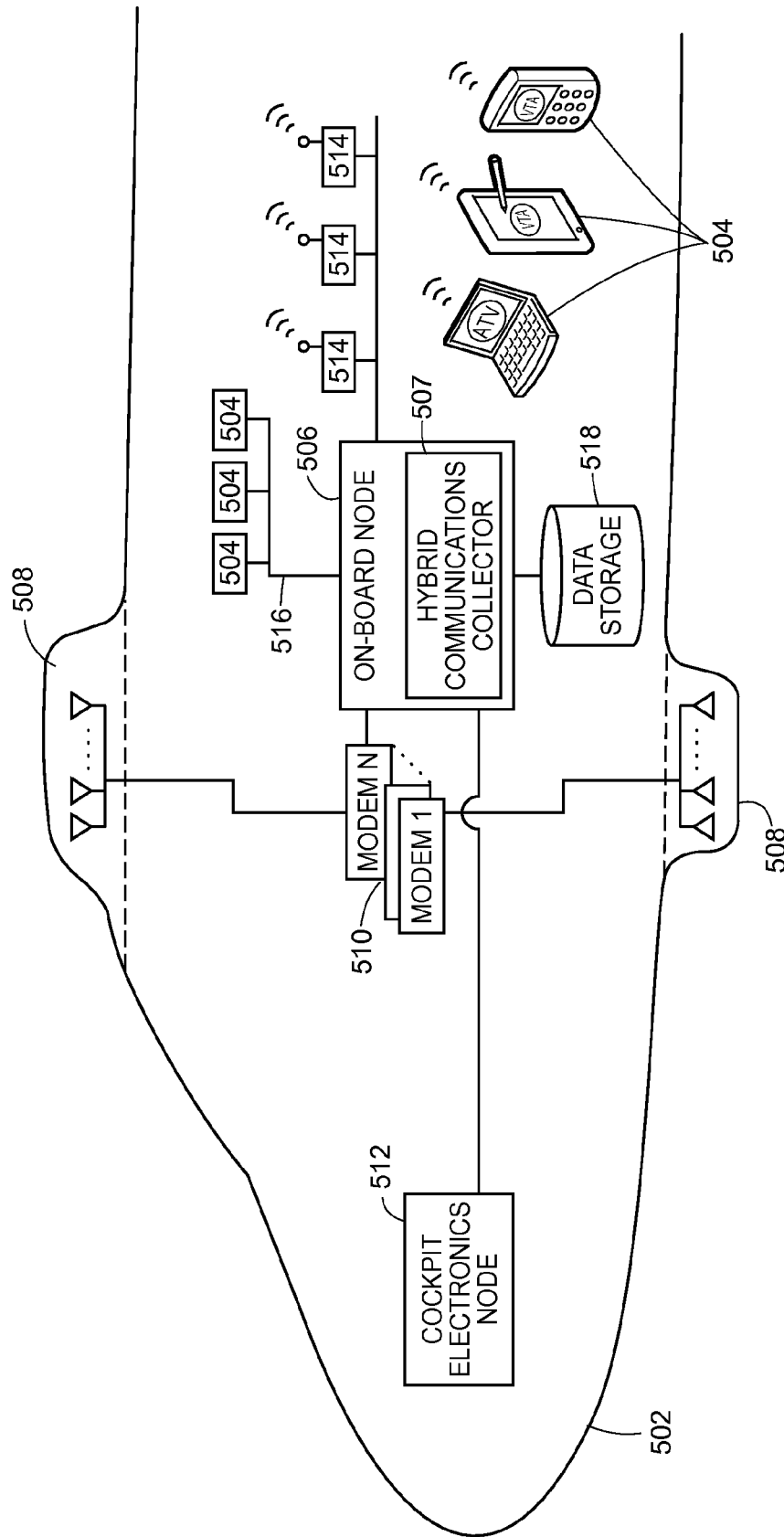


FIG. 9

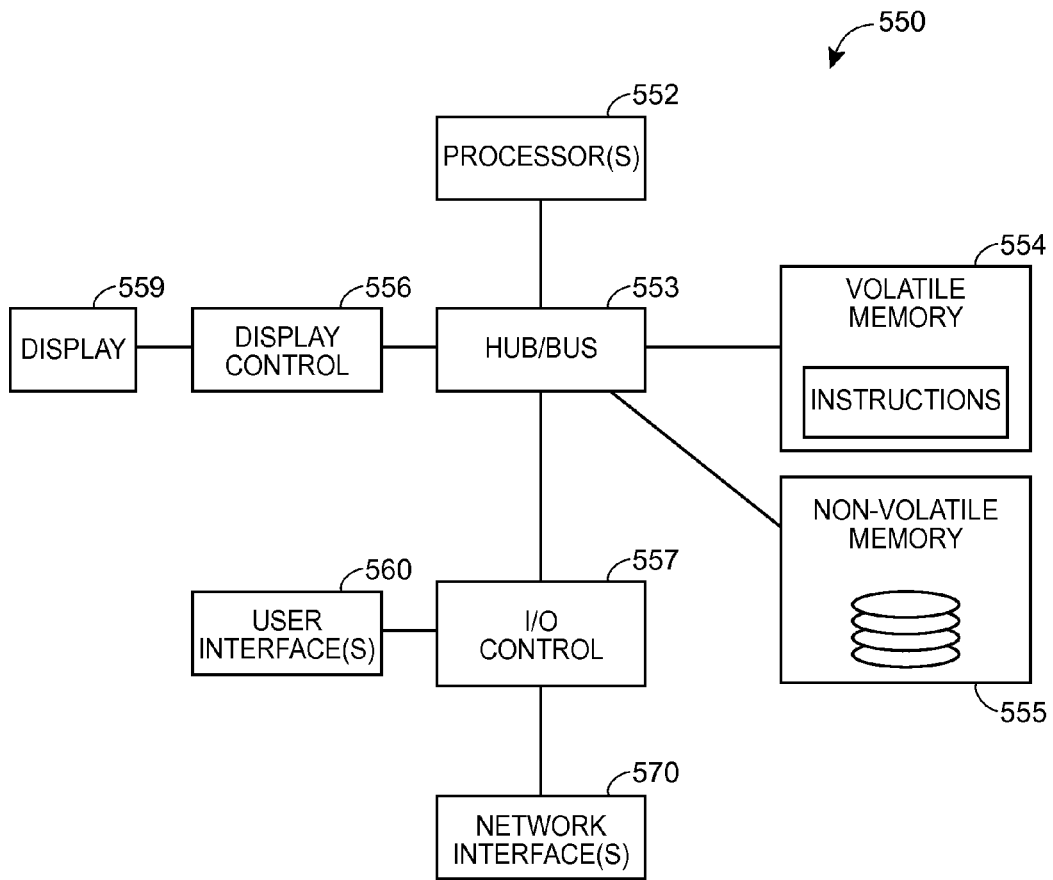


FIG. 10

**OPTIMIZING USAGE OF MODEMS FOR  
DATA DELIVERY TO DEVICES ON  
VEHICLES**

CROSS-REFERENCE TO RELATED  
APPLICATIONS

**[0001]** The present application claims priority to and the benefit of the filing date of U.S. Provisional Application No. 61/901,641 filed on Nov. 8, 2013 and entitled “OPTIMIZING USAGE OF MODEMS FOR DATA DELIVERY TO DEVICES ON VEHICLES,” the entire disclosure of which is hereby incorporated by reference herein. Additionally, the present application is related to U.S. patent application Ser. No. \_\_\_\_\_ entitled “HYBRID COMMUNICATIONS FOR DEVICES ON VEHICLES” (Attorney Docket No. 32045/48011A) and filed concurrently herewith, the contents of which are hereby incorporated by reference in their entirety, and the present application is also related to co-pending U.S. patent application Ser. No. \_\_\_\_\_ entitled “DATA DELIVERY TO DEVICES ON VEHICLES USING MULTIPLE FORWARD LINKS” (Attorney Docket No. 32045/47946A) and filed concurrently herewith, the contents of which are hereby incorporated by reference in their entirety.

**[0002]** Still further, the present application is related to co-pending U.S. patent application Ser. No. 13/675,200 entitled “VEHICLE DATA DISTRIBUTION SYSTEM AND METHOD” and filed on Nov. 13, 2012, co-pending U.S. patent application Ser. No. 13/675,194 entitled “COMMUNICATIONS SYSTEM AND METHOD FOR NODES ASSOCIATED WITH A VEHICLE” and filed on Nov. 13, 2012, and co-pending U.S. patent application Ser. No. 13/675,190 entitled “GROUND SYSTEM FOR VEHICLE DATA DISTRIBUTION” and filed on Nov. 13, 2012. The entire contents of these related applications are hereby incorporated by reference in their entireties.

FIELD AND BACKGROUND OF THE  
DISCLOSURE

**[0003]** 1. Technical Field

**[0004]** The instant disclosure generally relates to delivering communications to and from devices that are on-board vehicles, and, in particular, to a system that utilizes one or more forward links and reverse links in different frequency bands to deliver communications to and from the on-board devices.

**[0005]** 2. Background

**[0006]** Some existing airlines and other transportation companies provide services, such as Wi-Fi or other data delivery services, to a device that is on-board a vehicle while the vehicle is traveling en route to a destination. The on-board device may be, for example, a device that is fixedly connected to the vehicle (e.g., a device that is included in a Line Replaceable Unit (LRU) on an aircraft), or the on-board device may be a mobile computing device such as a smart phone, tablet or laptop computing device that is temporarily being transported by the vehicle. To establish communications for services to such on-board devices, providers often utilize a wireless communication link such as a direct Air-to-Ground (ATG) link or a satellite link over which communications or data is delivered to and from the vehicle. The wireless communication link is typically a bi-directional communication link over

which all forward data (i.e., data delivered to the vehicle) and all reverse data (i.e., data sent from the vehicle) is transmitted and received.

**[0007]** In certain circumstances, the bi-directional communication link on which an on-board data service depends can be unavailable (e.g., when the vehicle travels to a location that is outside of network coverage), slow or busy (e.g., with a queue of pending upload requests), or malfunctioning, thus rendering the on-board data services unavailable to or unusable by the devices. Further, because all communications for the set of devices that are on-board a vehicle typically traverse the same bi-directional link, the download or upload behavior of certain data content types, data files, etc. can appear inconsistent to users of the service. For example, messages or communications sent by a device might appear to have zero latency while the arrival of requested content at the device appears to be significantly delayed. Moreover, the allocated spectrum of certain bi-directional communication links is limited, and constraints, such as those imposed by hardware modems, protocols or regulatory bodies, may further limit the bandwidth and/or throughput that can be established, thus leading to a less than optimal user experience.

BRIEF SUMMARY OF THE DISCLOSURE

**[0008]** This summary is provided to introduce a selection of concepts in a simplified form that are further described below in the Detailed Description. This summary is not intended to identify key features or essential features of the claimed subject matter, nor is it intended to be used to limit the scope of the claimed subject matter.

**[0009]** In an embodiment, a method of for optimizing modem usage on a vehicle may include determining, at a processor that is fixedly connected to the vehicle, that the vehicle is in one of a plurality of port states, where each of the plurality of port states is indicative of the vehicle being located proximate to a vehicle port. The method may include causing a first wireless communication link to be established at a first modem that is fixedly connected to the vehicle and that is tuned to a first frequency band. The establishment of the first wireless communication link may be based on the determination that the vehicle is in the one of the plurality of port states, and may include causing the first modem to be in a receive-only state. Additionally, the method may include causing a second wireless communication link to be established at a second modem that is fixedly connected to the vehicle and that is tuned to a second frequency band, where the second wireless communication link is established between the second modem and a transceiver that is fixedly connected to a structure external to and separate from the vehicle. Further, the method may include using the first wireless communication link as a forward link over which first data is able to be received onto the vehicle while the vehicle is in the one of the plurality of port states, and using the second wireless communication link as a reverse link (corresponding to the forward link and having a maximum bandwidth less than a maximum bandwidth of the forward link) over which second data is able to be transmitted from the vehicle while the vehicle is in the one of the plurality of port states.

**[0010]** In an embodiment, a method of for optimizing modem usage on a vehicle may include determining, at a processor of a data center, that the vehicle is in one of a plurality of port states. Each port state of the plurality of port states may be indicative of the vehicle being proximally

located to a vehicle port, and the plurality of port states may be included in a plurality of flight states of the vehicle. The method may include causing a data communication tunnel to be established between the data center and a computing device located on-board the vehicle. The on-board computing device may include a vehicle endpoint of the data communication tunnel. The data communication tunnel may be supported by a forward communication link having a direct connection to a first modem that is (i) fixedly connected to the vehicle, (ii) in a receive-only state, and (iii) tuned to a first frequency band; and may be supported by a reverse communication link having a direct connection to a second modem that is (i) fixedly connected to the vehicle, and (ii) tuned to a second frequency band. Additionally, the method may include causing content data to be delivered to the on-board computing device while the vehicle is in the one of the plurality of port states by using a forward link of the data communication tunnel supported by the forward communication link. Further, the method may include receiving feedback data, corresponding to the content data, via a reverse link of the data communication tunnel supported by the reverse communication link while the vehicle is in the one of the plurality of port states.

**[0011]** A hybrid communications system for optimizing modem usage on a vehicle may include one or more processors and one or more non-transitory, tangible computer-readable storage media storing computer-executable instructions. The computer-executable instructions, when executed by the one or more processors, may cause the hybrid communications system to, when the vehicle is in one of a plurality of port states indicative of the vehicle being located proximate to a vehicle port, establish a data communication tunnel with a computing device fixedly connected to the vehicle. The computing device may be a recipient computing device and may include an endpoint of the data communication tunnel. Additionally, the data communication tunnel may include a forward tunnel link supported at least in part by a forward communication link connected to a first modem that is (i) fixedly connected to the vehicle and communicatively connected to the recipient computing device, (ii) in a receive-only state, and (iii) tuned to a first frequency band. Further, the data communication tunnel may include a reverse tunnel link supported at least in part by a reverse communication link connected to a second modem that is (i) fixedly connected to the vehicle and communicatively connected to the recipient computing device, and (ii) tuned to a second frequency band. The computer-executable instructions, when executed by the one or more processors, may cause the hybrid communications system to cause content data to be delivered to the recipient computing device via the forward tunnel link while the vehicle is in the one of the plurality of port states; and may cause the hybrid communications system to receive feedback data corresponding to the content data via the reverse tunnel link while the vehicle is in the one of the plurality of port states.

#### BRIEF DESCRIPTION OF SEVERAL VIEWS OF THE DRAWINGS

**[0012]** FIG. 1 illustrates an exemplary hybrid communications system for delivering data to and from devices that are on-board a set of vehicles;

**[0013]** FIG. 2 illustrates an example method of providing hybrid communications to and from devices that are on-board a set of vehicles;

**[0014]** FIG. 3 illustrates an example method of providing hybrid communications to and from devices that are on-board a set of vehicles;

**[0015]** FIG. 4 depicts an example method to optimize modem or transceiver usage on a vehicle;

**[0016]** FIG. 5 depicts an example method for using a hybrid communications system to effectively use a modem or transceiver on a vehicle;

**[0017]** FIG. 6 includes an example block diagram of a data communication tunnel established in a hybrid communications system;

**[0018]** FIG. 7 illustrates an example method for delivering content in a distributed or hybrid manner to devices being transported by vehicles;

**[0019]** FIG. 8 illustrates an embodiment of a method for delivering content in a distributed or hybrid manner to a device that is on-board a vehicle;

**[0020]** FIG. 9 is a block diagram of an example system contained within a vehicle that is configured to receive hybrid communications or data onto the vehicle and deliver the received information or data to a recipient device that is on-board the vehicle; and

**[0021]** FIG. 10 is a block diagram of an example computing device that may be utilized in a hybrid communications system.

#### DETAILED DESCRIPTION OF THE PREFERRED EMBODIMENTS

**[0022]** Although the following text sets forth a detailed description of numerous different embodiments, it should be understood that the legal scope of the description is defined by the words of the claims set forth at the end of this patent and equivalents. The detailed description is to be construed as exemplary only and does not describe every possible embodiment since describing every possible embodiment would be impractical. Numerous alternative embodiments could be implemented, using either current technology or technology developed after the filing date of this patent, which would still fall within the scope of the claims.

**[0023]** It should also be understood that, unless a term is expressly defined in this patent using the sentence "As used herein, the term '\_\_\_\_\_' is hereby defined to mean . . ." or a similar sentence, there is no intent to limit the meaning of that term, either expressly or by implication, beyond its plain or ordinary meaning, and such term should not be interpreted to be limited in scope based on any statement made in any section of this patent (other than the language of the claims). To the extent that any term recited in the claims at the end of this patent is referred to in this patent in a manner consistent with a single meaning, that is done for sake of clarity only so as to not confuse the reader, and it is not intended that such claim term be limited, by implication or otherwise, to that single meaning. Finally, unless a claim element is defined by reciting the word "means" and a function without the recital of any structure, it is not intended that the scope of any claim element be interpreted based on the application of 35 U.S.C. §112, sixth paragraph.

**[0024]** Additionally, any or all of the contents of the present disclosure may operate in conjunction with any or all of the contents of the disclosure of co-pending U.S. patent application Ser. No. 13/675,200 entitled "VEHICLE DATA DISTRIBUTION SYSTEM AND METHOD," the contents of which are hereby incorporated by reference in their entirety. Further, any or all of the contents of the present disclosure may operate

in conjunction with any or all of the contents of the disclosure of co-pending U.S. patent application Ser. No. 13/675,194 entitled "COMMUNICATIONS SYSTEM AND METHOD FOR NODES ASSOCIATED WITH A VEHICLE, the contents of which are hereby incorporated by reference in their entirety, and any or all of the contents of the present disclosure may operate in conjunction with any or all of the contents of the disclosure of co-pending U.S. patent application Ser. No. 13/675,190 entitled "GROUND SYSTEM FOR VEHICLE DATA DISTRIBUTION," the contents of which are hereby incorporated by reference in their entirety.

**[0025]** Still further, any or all of the contents of the present disclosure may operate in conjunction with any or all of the contents of the disclosures of co-pending U.S. patent application Ser. No. \_\_\_\_\_ entitled "HYBRID COMMUNICATIONS FOR DEVICES ON VEHICLES" (Attorney Docket No. 32045/48011A) and co-pending U.S. patent application Ser. No. \_\_\_\_\_ entitled "DATA DELIVERY TO DEVICES ON VEHICLES USING MULTIPLE FORWARD LINKS" (Attorney Docket No. 32045/47946A), the contents of which are hereby incorporated by reference in their entireties.

**[0026]** FIG. 1 is a block diagram depicting an example hybrid communications system 100 for communicating information or data to and from devices that are being transported by the vehicles 102. The system 100 is configured to deliver data or information to a specific device on-board one of the vehicles 102 (e.g., the device 118 on-board the vehicle 102x) from a data center 105 or from a hybrid communications distributor 104 included in the data center 105. In some implementations, the hybrid communications system 100 is configured to deliver feedback information from the vehicle 102x to the data center 105 or the hybrid communications distributor 104, and the data center 105 or the hybrid communications distributor 104 may use the feedback information to inform subsequent data delivery to the on-board device 118 or to other on-board devices. In an embodiment, the hybrid communications distributor 104 and the data center 105 are communicatively connected to the vehicles 102 via one or more vehicle data delivery networks 106, one or more forward links 108, and one or more reverse links 110.

**[0027]** One or more of the vehicles 102 may be owned and/or operated by a specific individual. In some cases, one or more of the vehicles 102 may be owned and/or operated by a company, organization or government entity. For example, the vehicles 102 may include a fleet of vehicles that are used to transport passengers who pay for or otherwise are granted passage on one of the vehicles of the fleet. The vehicles 102 may include one or more vehicles that are used by an organization to transport employees and their guests, in some situations. One or more of the vehicles 102 may be used to transport live or inanimate cargo, packages, mail, and/or other types of cargo. It is noted that although FIG. 1 depicts the vehicles 102 as being airplanes, the techniques and principles described herein equally apply to other types of vehicles such as trucks, automobiles, busses, trains, boats, ships, barges, subway cars, helicopters or other types of aircraft, ambulances or other emergency vehicles, military vehicles, other air-borne, water-borne, or land-borne vehicles, and vehicles that are suitable for space travel.

**[0028]** Each of the vehicles 102 may be communicatively connected to the data center 105 via one or more forward wireless communication links 108 and one or more reverse wireless communication links 110. The links 108, 110 may be collectively supported by a multiplicity of radio frequency

(RF) bands. Typically, a particular frequency band or portion of RF spectrum supporting the links 108, 110 is allocated (e.g., by a governmental or regulatory body) for a particular type of wireless communications such as satellite communications, ham-radio communications, terrestrial cellular communications, near-field wireless communications, and the like. In some allocated frequency bands, the wireless communications may be transmitted over a forward link and a corresponding reverse link using a respective wireless communication protocol that is defined, designated or otherwise indicated by a standards association and/or by a government or other regulatory body. A particular frequency band may support a point-to-point wireless protocol and/or may support a broadband wireless protocol, for example.

**[0029]** Each frequency band may include one or more channels. The channels may be formed, defined or allocated by frequency division, time division, code division, some other suitable channel division, or some combination of divisions. Signals that are carried on a channel may or may not be multiplexed. Any one or more channels included in a frequency band may support (or may be designated to support) a forward link and/or a reverse link for wireless communications. Additionally, any one or more of the channels included in a frequency band may be used to deliver signaling, data payload, or a combination of signaling and data payload. For example, a particular frequency band may support an in-band protocol in which signaling and payload are transmitted over a same channel within the band, and/or the particular frequency band may support an out-of-band protocol in which the signaling and payload are respectively transmitted over different channels within the band.

**[0030]** A transceiver or modem that is fixedly connected to a vehicle 102x may be tuned to a particular frequency band, and thus, along with a respective antenna, may serve as one end of a communication link over which data may be received onto and/or sent from the vehicle 102x. Similarly, a transceiver or modem that is fixedly connected to a structure 112 external to the vehicle 102x may also be tuned to the particular frequency band, and thus, along with a respective antenna, may serve as the other end of the communication link over which the data is received onto and/or sent from the vehicle 102x. The structure 112 that supports the non-vehicle end of the communication link may be, for example, an entirely stationary terrestrial structure such as a building or tower on the ground, a relatively stationary terrestrial structure such as a barge in an ocean, or a non-terrestrial structure such as a satellite or other structure in space. In FIG. 1, the representations of the structures 112 are duplicated to more clearly illustrate the forward links 108 and reverse links 110, however, in practice, each structure 112 may be a unitary structure having a single physical transceiver or modem mounted thereon that services both the respective forward link 108 and the respective reverse link 110. For example, a teleport 112b may include a transceiver that services both the satellite forward link 108b and the satellite reverse link 110b of a particular frequency band allocated for satellite communications. In some instances, a single structure 112 may include multiple transceivers or modems, each of which may be tuned to a different frequency band.

**[0031]** With further regard to the structures 112, in addition to having a transceiver or modem supporting one end of a particular communication link 108, 110 to the vehicle 102x, each structure 112 may include another interface via which a communication path 115 to the hybrid communications dis-

tributor **104** at the data center **105** may be communicatively connected. The interface to the communication path **115** may be a wired or a wireless communications interface.

**[0032]** A vehicle **102x** may include one or more fixedly connected modems or transceivers to support one or more communication links **108**, **110** over one or more frequency bands, and the vehicle **102x** may utilize these modems or transceivers to receive data onto the vehicle **102x** and/or to transmit data from the vehicle **102x**. For example, a vehicle **102x** may include thereon a transceiver or modem tuned to a frequency band that is allocated for direct communications between vehicles **102** and ground stations, or on which a direct air-to-ground (ATG) communication link is supported (e.g., 849-851 MHz and 894-896 MHz). Such an ATG communication link is denoted in FIG. **1** by the forward link **108a** and the reverse link **110a**. A vehicle **102x** may additionally or alternatively include thereon a transceiver or modem tuned to a frequency band that is allocated for satellite communications (denoted in FIG. **1** by the forward link **108b** and the reverse link **110b**), such as the L band (e.g., 40 to 60 GHz or 1 to 2 GHz), the  $K_u$  band (e.g., 12-18 GHz), the  $K_a$  band (e.g., 26.5-40 GHz), and/or other spectrum that is allocated for satellite communications.

**[0033]** Other examples of communication links that may be established with the vehicle **102x** include terrestrial mobile or cellular communication links (denoted in FIG. **1** by the references **108c/110c**), e.g., communication links that support TDMA (Time Division Multiple Access), GSM (Global System for Mobile Communications), CDMA (Code Division Multiple Access), Wi-MAX (Worldwide Interoperability for Microwave Access), LTE (Long Term Evolution), and/or other terrestrial mobile communications technologies. Yet another example of a type of communication link that may be established with the vehicle **102x** is wireless local area network (WLAN) or Wi-Fi™ link supported on a Wi-Fi allocated frequency band (e.g., 2.4 and/or 5 GHz), and using a protocol corresponding to an IEEE (Institute of Electrical and Electronics Engineers) 802.11 standard, as denoted in FIG. **1** by reference **108c** for a Wi-Fi forward link and reference **110c** for a Wi-Fi reverse link. Still other examples types of wireless communication links that may be established with the vehicle **102x** include infrared, microwave, or other optically-based or line-of-sight wireless communication links. It is clear, however, that any suitable wireless communication link including a forward and/or reverse link may support communications between the data center **105** or the hybrid communications distributor **104** and a vehicle **102x**.

**[0034]** In an embodiment, one or more of the transceivers or modems fixedly connected to the vehicle **102x** may be operated in a unidirectional mode, while one or more other transceivers or modems fixedly connected to the vehicle **102x** may be operated in a bi-directional mode. For example, a transceiver or modem on the vehicle **102x** that is tuned to a satellite communications spectrum may be utilized in a receive-only mode, while another transceiver or modem on the vehicle **102x** that is tuned to an ATG communications spectrum may be utilized in both receive and transmit modes.

**[0035]** Turning now to the hybrid communications distributor **104** included in the data center **105** of the system **100**, the hybrid communications distributor **104** may comprise, in an embodiment, a set of computer executable instructions that are stored on one or more non-transitory, tangible, computer-readable storage media (e.g., one or more memories or data storage entities), and that are executable by one or more

processors of the data center **105**. (The data center **105** generally includes one or more computing devices having processors, and is described in more detail in a later section of the present disclosure.) The hybrid communications distributor **104** may manage data or information delivery, e.g., over the links **108** and **110**, to and from a device **118** that is being transported by a vehicle **102x**.

**[0036]** The device **118** may be a device that is fixedly connected to the vehicle **102x** (e.g., a computing device that is included in a Line Replaceable Unit (LRU) on an aircraft), or the device may be a mobile device such as a smart phone, tablet or laptop that is temporarily being transported by the vehicle, e.g., a mobile computing device belonging to a passenger on-board the vehicle. In an embodiment, the device **118** is a computing device including at least one memory and at least one processor, and optionally, at least one user interface and at least one wireless network interface. As used herein, the terms “target device,” “recipient device,” and “device” are used interchangeably to refer to a device **118** that is on-board a vehicle or being transported by the vehicle, and to which data that is external to the vehicle is to be electronically delivered.

**[0037]** The data that is to be delivered to the device **118** may include any type of data. For example, the data may include user-consumable content data such as a text message, a web page, a media file, streaming data, and/or a response to a previous request received at a user interface of the device **118**. In some cases, the data that is to be delivered to the device **118** includes data that is to be presented at a user interface of the device **118**. In some scenarios, the data that is to be delivered to the device **118** may be an application, a configuration, an update, or software that the user of the device **118** has requested to be downloaded.

**[0038]** In an embodiment, the hybrid communications distributor **104** may select one of the forward links **108** that are supported by respective one or more allocated frequency bands for delivery of data or information to the device **118**, and the hybrid communications distributor **104** may receive feedback data or information from the vehicle **102x** over a reverse link **110** supported by a different allocated frequency band. For example, the hybrid communications distributor **104** may select, from the links **108**, one particular forward link that is supported by a particular frequency band for forward data delivery to the device **118**, e.g., the satellite communications forward link **108b**. The hybrid communications distributor **104** may receive feedback information from the vehicle **102x** via a particular reverse link, from the links **110**, that is supported by a frequency band other than the particular frequency band over which the forward data was delivered, e.g., the ATG reverse link **110a**. In some embodiments, the particular reverse link may be selected from the set of reverse links **110**. Accordingly, in this embodiment, a forward link and a reverse link of different frequency bands are paired or associated for data delivery purposes.

**[0039]** At least because forward link and reverse links are supported by different frequency bands, a different messaging protocol and/or delivery scheme (e.g., broadcast, multicast, unicast) may be used for sending information to the vehicles **102** than is used for receiving feedback information from the vehicles **102**. For instance, a broadband protocol may be utilized to deliver data over a selected forward link **108b**, and a point-to-point protocol may be utilized to deliver data over a reverse link **108a**. Additionally or alternatively, the hybrid communications distributor **104** may cause trans-

missions to be multicast over a forward link **108b**, and may receive feedback information over a reverse link **108a** in a unicast format. Such differing frequency bands, messaging protocols, and/or delivery schemes across the forward links **108** and the reverse links **108** and the selection(s) thereof may allow the hybrid communications system **100** to efficiently utilize available spectrum while, at the same time, adhering to existing modem constraints and/or regulatory requirements.

**[0040]** In an embodiment, the hybrid communications distributor **104** may select more than one forward link from the links **108** (each of which may be supported by a different frequency band) for distributed or hybrid delivery of data or information that is to be received, as a whole, at the device **118** on-board the vehicle **102x**. For instance, the hybrid communications distributor **104** may select both the satellite communications forward link **108b** and the ATG forward link **108a** to deliver forward data, as a whole, to the device **118**, and a first portion of the data may be delivered using the satellite forward link **108b** while a second portion of the data may be delivered using the ATG forward link **108a**. In some cases, more than two forward links **108** may be selected for distributed data delivery to the vehicle **102x**. In this example, the hybrid communications distributor **104** may receive feedback information from the vehicle **102x** via a reverse link that is included in the same frequency band as one of the selected forward links, e.g., the satellite communications reverse link **110b** or the ATG reverse link **110a**. Alternatively, the hybrid communications distributor **104** may receive feedback information from the vehicle **102x** via a reverse link that is not included in the same frequency band as any of the selected forward links, e.g., the reverse link **110c**.

**[0041]** Thus, in view of the above, in general the hybrid communications distributor **104** may utilize any suitable combination of selected forward links **108**, reverse links **110**, messaging protocols, and/or delivery schemes to transmit data to and receive feedback information from the vehicles **102** in a distributed or hybrid manner. The hybrid communications distributor **104** and its selection and usage of the one or more forward link(s) **108** and the reverse link(s) **110**, messaging protocols, and/or delivery schemes for data delivery between the hybrid communications distributor **104** and the on-board devices **118** is discussed in more detail in later sections of this disclosure.

**[0042]** Turning now to the vehicles **102**, some or all of the vehicles **102** (e.g., the vehicle **102x**) may each include a respective on-board node **120** to manage data that is received onto the vehicle **102x** and that is intended for delivery to a particular on-board device **118**. The on-board node **120** may also manage data that is generated by the on-board devices **118** and that is to be transmitted from the vehicle **102x**, in an implementation. Further, within the vehicle **102x** itself, the on-board node **120** may manage communications of said data to and from the on-board devices **118**, e.g., by using one or more communication networks that are contained within the vehicle **102x**. In an embodiment, the on-board node **120** may include one or more computing devices that are communicatively connected to one or more transceivers or modems fixedly connected to the vehicle **102x**, and are also communicatively connected to one or more wired and/or wireless communication networks contained within the vehicle **102x**. In an embodiment, the on-board node **120** is included in an on-board data distribution system or device such as the data distribution device described in aforementioned co-pending

U.S. patent application Ser. No. 13/675,200 entitled "VEHICLE DATA DISTRIBUTION SYSTEM AND METHOD."

**[0043]** In some cases, the on-board node **120** may include a hybrid communications collector **122**. In an embodiment, the hybrid communications distributor **104** may comprise a set of computer executable instructions that are stored on a non-transitory, tangible computer-readable storage media (e.g., a memory) and are executable by one or more processors of the on-board node **120**. The hybrid communications collector **122** may receive, via one or more of the forward links **108** and respective modem(s), communications that are provided by the hybrid communications distributor **104** whose contents are intended for delivery to a particular on-board device **118**. The hybrid communications collector **122** may determine the recipient device **118**, and may cause the contents of the received communications to be delivered via one or more on-board networks to the recipient device **118**. Additionally, the hybrid communications collector **122** may cause feedback data or information to be transmitted via one or more reverse links **110** and their respective modem(s) for delivery to the hybrid communications distributor **104**. The feedback data or information may include, for example, data or information associated with any one or more communications previously received over one or more of the forward links **108**, data or information indicative of a state or condition of any one or more of the forward links **108**, and/or data or information indicative of a state or condition of any one or more of the reverse links **110**.

**[0044]** Turning now to the vehicle data delivery network **106**, in an embodiment, at least a portion of the vehicle data delivery network **106** may be disposed in a terrestrial location, e.g., a packet network router, an optical switch, etc. may be located within a climate-controlled structure on the ground. In an embodiment, at least a portion of the vehicle data delivery network **106** may be disposed in a non-terrestrial location, e.g., a routing node may be disposed on a satellite or aircraft. The vehicle data delivery network **106** may include a public network, a private network, or some combination of one or more public networks and one or more private networks. The vehicle data delivery network **106** may include a communications network, a data network, a packet network, or some combination thereof. The vehicle data delivery network **106** may include a hosted network, or may be a peer-to-peer or other type of ad-hoc network. Indeed, the vehicle data delivery network **106** may use any known networking technology or combination(s) thereof for delivering data. For example, the vehicle data delivery network **106** may use any known networking technology or combination(s) thereof for delivering data between the one or more structures **112** and the data center **105** or the hybrid communications distributor **104** at the data center **105**. Generally, the vehicle data delivery network **106** may include a plurality of computing devices that are communicatively connected. One or more portions of the vehicle data delivery network **106** may be included in the ground based system described in the aforementioned co-pending U.S. patent application Ser. No. 13/675,190 entitled "GROUND SYSTEM FOR VEHICLE DATA DISTRIBUTION," in an embodiment.

**[0045]** The data center **105** may be communicatively connected to the vehicle data delivery network **106**, and may include one or more computing devices in communicative connection so that they collectively appear, to other networks and/or computing devices, as a single logical entity. In an



embodiment, the data center **105** includes the hybrid communications distributor **104**. The data center **105** may be located at least partially in a terrestrial environment, e.g., in one or more stationary buildings or structures. For example, one or more portions of the data center **105** may be included in a ground distribution network, such as the ground distribution network described in aforementioned co-pending U.S. patent application Ser. No. 13/675,190. In an embodiment, at least a portion of the data center **105** may be located in a non-terrestrial environment, e.g., on an aircraft, satellite, or space station. It is clear, however, that the data center **105** may be located in any suitable environment, whether stationary, mobile, in a vehicle, terrestrial, or non-terrestrial. In an embodiment, multiple data centers **105** may be included in the hybrid communications system **100** for servicing different types of data, different customers, different geographical areas, or any other desired or suitable differentiations.

**[0046]** The data center **105**, and in particular, the hybrid communications distributor **104** included in the data center **105**, may be communicatively connected via one or more gateways **130** to one or more other networks **132**. Generally, a gateway **130** may include one or more computing devices in communicative connection, and may serve as a boundary between the hybrid communications system **100** and one or more other networks **132**. In some embodiments, at least some of the computing devices included in the gateway **130** may also be included in the data center **105**. The one or more other networks **132** in communicative connection with the gateway **130** may include, for example, the Internet, a PSTN (Public Switched Telephone Network), and/or some other public network. Additionally or alternatively, the one or more other networks **132** may include one or more private networks. The one or more networks **132** may include any number of wired and/or wireless networks. Although FIG. 1 illustrates the data center **105** being connected to one other network **132** via one gateway **130**, the techniques and principles described herein equally apply to hybrid communications systems **100** having and/or being in communicative connection with any desired number of other networks **132** via any number of gateways **130**. In some embodiments of the system **100**, the gateway **130** may be omitted.

**[0047]** In an embodiment, the other network **132** may provide data, e.g., via the gateway **130** or via a direct connection, data that is to be delivered to a particular device **118** that is on-board a vehicle **102x**. In an example, the other network **132** is the PSTN communicatively connected to a terrestrial, cellular network to which the device **118** is homed, and the data to be delivered to the device **118** is a text message or a voice mail forwarded by the home system. In another example, the other network **132** is communicatively connected, via a gateway **130**, to one or more computing devices that host a website which a user of the device **118** requests access, and information associated with the website (e.g., the web page, objects, and links thereon) is to be delivered to the device **118** for presentation on a user interface of the device **118** in response to the user request. In yet another example, the other network **132** is communicatively connected to a streaming media provider, and a streamed video file is the data is to be delivered to the on-board device **118** for consumption by the device's user at a user interface. Of course, any type of data may be provided to the data center **105** by any other network **132** (via the gateway **130**, if necessary) for delivery to an indicated device **118** on-board the vehicle **102x**, e.g., text messages, web pages, media content, streaming

data, a response to a previous request received at a user interface of the device **118**, data that is to be presented at a user interface of the device **118**, an application, a configuration, or other software that the user of the device **118** has requested to be downloaded from the other network **132**. Additionally, return data or information from the on-board device **118** (e.g., an activation of a user control, a return text message, a request or command, etc.) that is received at the hybrid communications distributor **104** may be delivered (via the gateway **130**, if necessary) to the other network **132**.

**[0048]** FIG. 2 illustrates an example method **200** for providing communications to and from a device being transported by a vehicle. In an embodiment, the method **200** is performed at least in part by the hybrid communications system **100** of FIG. 1, although some or all of the method **200** may be performed by a communications system other than the system **100**. In an embodiment, at least a portion of the method **200** may be performed by the data center **105** or by the hybrid communications distributor **104** of the data center **105**. For ease of discussion, the method **200** is described below with simultaneous reference to the system **100** of FIG. 1, however, this is only one of many embodiments and is understood to be non-limiting.

**[0049]** As previously discussed, the recipient device of the data or information included in the communications may be a computing device that is fixedly connected to a vehicle (e.g., a device that is included in an LRU on an aircraft), or the device may be a mobile computing device such as a smart phone, tablet or laptop computing device that is temporarily being transported by the vehicle. In fact, the device may be any device connected to any on-board communication network that is communicatively connected to the on-board node via which data is received onto the vehicle and/or delivered from the vehicle. For ease of discussion, though, and not for limitation purposes, the method **200** is described below in the context of an example scenario in which a device **118** is being transported by a particular vehicle **102x**.

**[0050]** At block **202**, content that is to be delivered to a particular device **118** being transported by a particular vehicle **102x** may be received, e.g., from the network **132**, the vehicle data delivery network **106**, the data center **105**, or from any other suitable source. For example, the data center **105** or the hybrid communications distributor **104** of the data center **105** may receive the content that is to be delivered to the device **118**. The received content may include any type of data that may be consumed by a user of the device **118**, such as text messages, web pages, media content, streaming data, a response to a previous request received at a user interface of the device **118**, and/or data that is to be presented at a user interface of the device **118**. In some cases, the received content may be an application, a configuration, other software that the user of the device **118** has requested to be downloaded to the device **118**, or other data.

**[0051]** In an embodiment, the content is received in conjunction with an indication that the received content is to be specifically delivered only to the device **118**. For example, the received content may be received in one or more packets, messages or other communicated format including a destination address that particularly and singularly indicates or identifies the particular device **118**. In some cases, the specific device **118** is the only device being transported by the set of vehicles **102** that is to receive the content. Upon reception of the content and the indication of the device **118**, the hybrid

communications distributor **104** may determine that the device **118** is currently being transported by (e.g., is on-board) the vehicle **102x**.

**[0052]** At block **205**, a transmission (e.g., a message, packet, or other suitable communication format) may be caused to be sent, via the vehicle data delivery network **106** and a forward link **108**, to the vehicle **102x** on which the device **118** is being transported. For example, the hybrid communications distributor **104** may cause the forward transmission to be sent to the vehicle **102x**. The forward transmission may include at least a portion of the received content and an indication of the device **118** to which the content included in the forward transmission is to be delivered. The forward link **108** may be supported by a first allocated frequency band, e.g., the forward link **108a** of an ATG communications band, or the forward link **108b** of a satellite communications band. In an embodiment, the forward link **108** may be included in a frequency band allocated for broadband communications.

**[0053]** In an embodiment, the forward transmission may be sent as a multicast transmission, e.g., a transmission that is sent to a plurality of destinations (including the vehicle **102x**) in an essentially parallel manner. The forward transmission may be multicast to multiple vehicles **102** even though the content included therein is to be delivered to only the device **118** and not to other devices on-board the vehicle **102x** or on-board other vehicles **102**. In an embodiment, the hybrid communications distributor **104** may include the content to be delivered to the device **118** and an indication or identifier of the device **118** in the forward transmission, and the hybrid communications distributor **104** may cause the forward transmission to be multicast over a forward link, e.g., the forward link **108b** of the satellite communications band. As such, the multicast transmission may be received by the particular vehicle **102x** and by one or more other vehicles **102** that have modems tuned to the frequency band over which the forward transmission is multicast. Each vehicle **102** that receives the multicast transmission may individually determine, e.g., based on the indication of the device **118** included in the multicast transmission, whether or not the device **118** to which the contents carried in the multicast transmission is to be delivered is currently on-board. In an embodiment, multiple contents respectively to be delivered to multiple recipient devices on-board multiple vehicles may be multiplexed into a single forward transmission.

**[0054]** At block **208**, feedback information or data corresponding to the forward transmission that was sent to the vehicle **102x** over the forward link may be received. In an embodiment, the feedback information is received at the hybrid communications distributor **104** via a reverse link supported by a different allocated frequency band than the frequency band supporting the forward link over which the forward transmission was sent. For example, if, at block **205**, the forward link over which the forward transmission is sent is the forward link **108b** of the satellite communications link, the reverse link at the block **208** over which the feedback information is received may be the ATG reverse link **110a** or the Wi-Fi reverse link **110c**. In an embodiment, the feedback information is included in a unicast transmission sent over the reverse link. For instance, the unicast transmission may be transmitted from the vehicle **102x** via a selected return link **110**. The feedback information may then be delivered to the hybrid communications distributor **104**, e.g., via the vehicle data delivery network **106** using the unicast transmission format or another format.

**[0055]** The feedback information may include information or data corresponding to the forward transmission (block **202**), in an embodiment. For instance, the feedback information may include signaling information corresponding to the forward transmission received at the vehicle **102x** over the forward link, e.g., the feedback information may include reverse signaling such as an acknowledgement of a reception of the forward transmission, or an indication that an expected content was not received in the forward transmission. Accordingly, the forward link of one frequency band may serve as a forward data or payload delivery link, and the reverse link of another frequency band may serve as a signaling link corresponding to the forward data or payload delivery link. Such use of forward and reverse links in different frequency bands may allow efficient use of available communication spectrum while adhering to certain hardware/software constraints or regulatory requirements, in some cases.

**[0056]** For example, multiple forward data that is respectively delivered to various devices on board the vehicle **102x** or the vehicles **102** may be multiplexed into a single forward transmission over a broadband forward link (e.g., the forward satellite communications link **108b**). In an embodiment, multiplexed forward transmissions may be multicast to a plurality of vehicles **102**. Reverse signaling corresponding to the forward transmissions may be transmitted from the vehicle **102x** (or the vehicles **102**) over a lower-bandwidth reverse link (e.g., via the reverse ATG link **110a** or the reverse Wi-Fi link **110c**) rather than over the corresponding higher bandwidth reverse link (e.g., reverse signaling is not transmitted over the reverse satellite communications link **110b** in this example). In some cases, forward signaling corresponding to the payload may be transmitted from the hybrid communications distributor **104** over the lower-bandwidth link (e.g., the forward ATG link **108a** or the forward Wi-Fi link **108c**).

**[0057]** In some embodiments, the feedback information may include information corresponding to the availability, bandwidth, and/or quality of transmission of the forward link over which the forward transmission was received. For example, the on-board data distribution node **120** may determine the quality of the forward link over which the forward transmission was received based on characteristics of the received forward transmission, such as error correction, delay, and/or whether the contents were expected or not expected. In some cases, the on-board data distribution node **120** may determine the quality of the forward link (and/or the availability or bandwidth of the forward link, for that matter) via other data, such as the strength of signals received over the forward link, information detected by a link monitor, and the like. In a similar manner, the on-board data distribution node **120** may determine the availability, bandwidth, and/or quality of transmission of other forward links **108** and/or of any or all of the reverse links **110**.

**[0058]** At block **210**, a forward link over which a subsequent transmission is to be delivered to the vehicle **102x** (e.g., a “subsequent forward link”) may be selected based on the received feedback information. In an embodiment, after the hybrid communications distributor **104** has received the feedback information (block **208**), the hybrid communications distributor **104** may select, based on the received feedback information, a subsequent forward link to use for delivery of a subsequent transmission to the vehicle **102x**. For example, if the feedback information indicates that a quality of transmission or a bandwidth of one of the forward links has fallen below a threshold, that particular forward link may be

removed from the selection pool of forward links, at least until the hybrid communications distributor **104** receives an indication that the quality or bandwidth of the particular forward link has returned to an acceptable level.

**[0059]** In an embodiment, the subsequent forward link may be selected additionally or alternatively based on a type of content that is included in the subsequent forward transmission. For example, a first forward transmission may include a text message that is to be delivered to the device **118**, whereas a subsequent forward transmission may include streaming media content that is to be delivered to another device on-board the vehicle **102x**. In this example, the hybrid communications distributor **104** may select an ATG forward link **108a** to deliver the text message (e.g., if the ATG forward link **108a** currently has sufficient spare bandwidth to support the relatively small text message), and the hybrid communications distributor **104** may select the satellite forward link **108b** to deliver streaming media content, as the satellite forward link **108b** may be a broadband connection link having a greater bandwidth or speed than that of the ATG forward link **108a**, which may better support the relatively larger media content. For example, the bandwidth or speed of the satellite forward link **108b** may be two times greater than that of the ATG forward link **108a**, three times greater, four times greater, five times greater, six times greater, seven times greater, or greater by a factor larger than seven. In some cases, the hybrid communications distributor **104** may select a forward link based on a latency that may be tolerated for the particular content of the subsequent forward transmission. For example, a non-real time media stream such as a video may be buffered for later or delayed delivery to a recipient device.

**[0060]** At block **212**, the subsequent forward transmission is caused to be sent to the vehicle **102x** using the selected forward link. For example, the subsequent forward transmission may be caused to be sent to the vehicle **102x** in a manner such as previously discussed with respect to the block **205**.

**[0061]** Any or all of the method **200** may be executed while the vehicle **102x** is in any state that indicates a dynamic movement of the vehicle **102x**, or that indicates that the vehicle **102x** is en route or between an origination and a destination. For example, the vehicle **102x** may be an aircraft, and at least a portion of the method **200** may be executed while the vehicle **102x** is in any one of a plurality of flight states, e.g., in-flight, climbing, descending, weight-on-wheels, or any one of a plurality of possible port states.

**[0062]** With regard to “port states,” generally, as used herein, a “port” may be a designated location from which vehicles may depart and at which vehicles may arrive. Examples of ports may include airports, shipping ports, railroad stations, hospitals, shipping terminals, bus terminals, fueling stations, vehicle maintenance or service areas, military bases, aircraft carriers, and the like. As such, a “port state” of a vehicle, as used herein, generally refers to a vehicle state indicating that the vehicle is in the vicinity of (or proximate to) a vehicle port, e.g., the vehicle is taking-off, landing, taxiing, parked, docked, in the harbor, in the freight yard, etc. A port state may indicate that the vehicle is stationary or is not stationary. A port state may be determined, for example, by determining that the vehicle is within a certain distance of a port, e.g., by using a geo-spatial location of the vehicle (e.g., as determined by a Global Positioning System or GPS), and/or by detecting the presence and/or a signal strength of a beacon signal that is transmitted by a transceiver of the port.

Of course, vehicles that are not aircraft may nonetheless have the ability to be in a port state, e.g., when a boat is within a harbor or docked at a port, when a truck is at a gas station or weigh station, or any time when a vehicle is not traveling en route between ports.

**[0063]** In an embodiment, the entirety of the method **200** is executed while the vehicle **102x** is in a port state. In an embodiment, the entirety of method **200** is executed while the vehicle **102x** is in a dynamic movement state (e.g., in-flight, sailing, or moving along a highway). In an embodiment, the entirety of the method **200** is executed while the vehicle **102x** is in a stationary state (e.g., parked at a gate, stopped at a rest stop, or halted on a taxi-way).

**[0064]** FIG. **3** illustrates an example method **220** for providing communications to and from a device being transported by a vehicle. In an embodiment, the method **220** is performed at least in part by the hybrid communications system **100** of FIG. **1**, although some or all of the method **220** may be performed by a communications system other than the system **100**. In an embodiment, at least a portion of the method **220** is performed by the hybrid communications collector **122** included in the on-board node **120**. In an embodiment, the method **220** may operate in conjunction with at least a part of the method **200** of FIG. **2**. For ease of discussion, the method **220** is described below with simultaneous reference to the system **100** of FIG. **1** and the method **200** of FIG. **2**, however, this description is only one of many embodiments and is understood to be non-limiting.

**[0065]** As previously discussed, the recipient device of the information or data included in communications received at the vehicle may be any device that is communicatively connected with any on-board communication network that, in turn, is communicatively connected to the on-board node via which the communications are received onto the vehicle. For ease of discussion only and not for limitation purposes, the method **220** is described below in the context of an example scenario in which the device **118** is a mobile computing device being transported by a particular vehicle **102x**.

**[0066]** At block **222**, a forward transmission including content that is to be delivered to the mobile device **118** on-board the vehicle **102x** is received at the vehicle **102x**. For example, the hybrid communications collector **122** of the on-board node **120** may receive a forward transmission including content that is to be delivered to the device **118**. In an embodiment, the content is to be delivered only to the device **118**, and not to any other device on-board the vehicle **102x**. The content may include data that is to be presented at a user interface of the device **118**, data that is to be stored at or executed by the device **118**, or any other data that is to be utilized by the device **118** or by a user of the device **118**, such as previously discussed.

**[0067]** The forward transmission may be received (block **222**) over one of a plurality of forward links to the vehicle **102x** and its respective modem that is fixedly connected to the vehicle **102x**. The forward link over which the forward transmission is received may be supported by a first allocated frequency band, e.g., the forward link **108b** of the satellite communications band.

**[0068]** In an embodiment, the forward transmission may be received at the vehicle **102x** (block **222**) as a multicast transmission. The multicast transmission may include the content to be delivered to the device **118** and an indication or identifier of the target or recipient device **118**. In an embodiment, the content and the indication of the target device **118** may be

multiplexed, in the multicast transmission, with other content that is intended to be delivered to the target device **118** or to other target devices on-board any of the vehicles **102**. At the particular vehicle **102x**, the hybrid communications collector **122** may recover the content and the indication of the content's target device **118** after de-multiplexing the multicast transmission, or after using some other suitable technique to extract the desired information from the forward transmission.

**[0069]** Based on the indication of the device **118** included in the forward transmission, the hybrid communications collector **122** may determine whether or not the device **118** to which the content is to be delivered is currently on-board the vehicle **102x**. If the device to which the content is to be delivered is determined to be not on-board the vehicle **102x**, no further processing on the received forward transmission may be performed. If the device to which the content is to be delivered is determined to be on-board the vehicle **102x**, e.g., the device **118**, the method **220** may include causing the content of the received transmission to be sent to the recipient or target device **118** via one or more communication networks contained within the vehicle **102x** (block **225**). For example, if the device **118** is a mobile computing device connected to a Wi-Fi network on-board the vehicle **102x**, the hybrid communications collector **122** may include the content in an IEEE 802.11 compatible transmission, and may cause the transmission to be delivered over the on-board Wi-Fi network to the device **118**. Other examples of on-board data delivery other than Wi-Fi, though, are additionally or alternatively possible. Indeed, the method **220** may use any means and/or techniques of delivering, within the vehicle **102x**, the received content to an on-board device, such as any of the means and/or techniques described in the aforementioned co-pending U.S. patent application Ser. No. 13/675,200.

**[0070]** At block **228**, feedback information may be caused to be transmitted from the vehicle **102x**. In an embodiment, the feedback information may be transmitted from the vehicle **102x** using a reverse link that is supported by a different allocated frequency band than the frequency band supporting the forward link over which the forward transmission was received (block **222**). For example, if the forward link (block **222**) is the forward link **108b** of the satellite communications link, the reverse link over which the feedback information is transmitted (block **228**) may be the ATG reverse link **110a** or the Wi-Fi reverse link **110c**. In an embodiment, the feedback information is included in a unicast transmission sent over the reverse link. For instance, the hybrid communications collector **122** may cause the unicast transmission may be transmitted from the vehicle **102x** via the selected return link **110**.

**[0071]** As previously discussed with respect to FIG. 2, the feedback information may include information or data corresponding to the received forward transmission (block **222**) or to other received forward transmissions, information or data corresponding to the forward link over which the forward transmission (block **222**) was delivered to the vehicle **102x**, information or data corresponding to other forward links, and/or information or data corresponding to one or more reverse links. For example, the feedback information may include reverse signaling information corresponding to the forward transmission received at the vehicle **102x** over the forward link (block **222**), e.g., the feedback information may include an acknowledgement of a reception of the forward transmission, or that an expected content was not received in the forward transmission. As such, in this example, the

vehicle **102x** may utilize the forward link of one frequency band as a forward data or payload delivery link, and may utilize the reverse link of another frequency band as a signaling link corresponding to the forward data or payload delivery link.

**[0072]** In an embodiment, the vehicle **102x** may utilize the forward link (e.g., the forward link of block **222**) as a unidirectional communication link. For example, the vehicle **102x** may cause the transceiver or the modem that is connected to the communications link including the forward link to operate in a receive-only mode. The vehicle **102x** may utilize the second communication link as a reverse link corresponding to the unidirectional forward link (e.g., the reverse link of block **228**). The vehicle **102x** may utilize the second communication link as a unidirectional link (e.g., by placing the transceiver or modem connected to the second communication link in a transmit-only mode), or the vehicle **102x** may utilize the second communication link as a bi-directional link (e.g., by allowing the transceiver or modem connected to the second communication link to be used in both receive and transmit modes).

**[0073]** It is noted that the vehicle **102x** may utilize numerous different configurations and numbers of first and second communication links to realize the hybrid communication techniques discussed herein, e.g., techniques in which communications are delivered to and from devices on-board a vehicle using forward and reverse links of different communications frequency bands. For example, at least some of the techniques described herein may be realized by using one or more full duplex (e.g., bi-directional) communication links as a logical forward link, and by using one or more other full duplex communication links supported by one or more frequency bands different than the frequency band(s) of the logical forward link as a corresponding logical reverse link. In another example, at least some of the techniques described herein may be realized using one or more uni-directional communication links as the logical forward link, and using one or more other uni-directional communication links supported by one or more frequency bands different than the frequency band(s) of the logical forward link as a corresponding logical reverse link. In yet another example, one or more full-duplex communications links may be used as the logical forward link, and one or more uni-directional communications links supported by one or more frequency bands different than the frequency band(s) of the logical forward link are used as a corresponding logical reverse link. In still another example, one or more uni-directional communications links may be used as the logical forward link, and one or more full-duplex communications links supported by one or more frequency bands different than the frequency band(s) of the logical forward link are used as a corresponding logical reverse link.

**[0074]** At block **230**, a subsequent forward transmission may be received at the vehicle **102x**. The subsequent forward transmission may include additional content that is to be delivered to the device **118**, or the subsequent forward transmission may include content that is to be delivered to other devices on-board the vehicle **102x** or on-board other vehicles **102**. The subsequent forward transmission may be received over one of a plurality of forward links to the vehicle **102x**, and the forward link over which the subsequent forward transmission is received may have been selected based on the feedback information previously transmitted from the vehicle **102x** (block **228**), and/or may have been selected based on a

type of the additional content. As such, the forward link of block 230 may be the same forward link of block 222, or may be a different forward link.

[0075] The hybrid communications collector 122 may determine whether or not the device to which the content of the subsequent forward transmission is to be delivered is currently on-board the vehicle 102x, e.g., in a similar manner as discussed above with respect to block 225. If the device to which the content is to be delivered is determined to be not on-board the vehicle 102x, no further processing on the subsequent transmission may be performed. If the device to which the content is to be delivered is on-board the vehicle 102x, e.g., the device 118, the method 220 may include causing the content of the received subsequent transmission to be sent to the recipient or target device 118 via one or more communication networks contained within the vehicle 102x (block 232), e.g., in a manner similar to that discussed above with respect to the block 225.

[0076] In an embodiment, after the block 232, the method 220 may include causing subsequent feedback information to be sent from the vehicle 102x (not shown). The subsequent feedback information may include data or information corresponding to the subsequent forward transmission, to the forward link over which the subsequent forward transmission was delivered to the vehicle 102x, to other forward links, and/or to one or more reverse links. For example, the hybrid communications collector 122 may cause the subsequent feedback information to be transmitted from the vehicle 102x using a selected reverse link for delivery to the hybrid communications distributor 104 in a manner similar to that discussed with respect to block 228. The hybrid communications distributor 104 may then utilize the subsequent feedback information to select a next forward link, in an embodiment.

[0077] Similar to the method 200, any or all portions of the method 220 may be executed while the vehicle 102x is any state that indicates a dynamic movement of the vehicle 102x, such as a flight state or a state indicating that the vehicle 102x is traveling between ports. Any or all of the method 220 may be executed while the vehicle 102x is any port state. Any or all of the method 220 may be executed while the vehicle 102x is in stationary state (e.g., parked at the gate, docked at a port, or halted on a taxi-way).

[0078] In an embodiment, one or more of the techniques described above for delivering communications to a device being transported by a vehicle may be adapted to efficiently use modems or transceivers at the vehicle, e.g., to minimize the usage of one or more modems/transceivers of the vehicle. FIG. 4 illustrates an example method 240 for effective modem or transceiver usage on a vehicle. In an embodiment, the method 240 is performed at least in part by the hybrid communications system 100 of FIG. 1, although some or all of the method 240 may be performed by a communications system other than the system 100. In an embodiment, at least a portion of the method 240 is performed at the vehicle, such as by the on-board node 120 of the vehicle 102x, or by the hybrid communications collector 122 included in the on-board node 120. In an embodiment, the method 240 may operate in conjunction with at least a part of one or both methods described in FIGS. 2-3. For ease of discussion, the method 240 is described below with simultaneous reference to FIGS. 1-3, however, this description is only one of many embodiments and is understood to be non-limiting. Additionally, for ease of discussion only and not for limitation purposes, the method 240 is described in the context of an

example scenario in which modem or transceiver usage is optimized at a particular vehicle 102x.

[0079] In the United States and other jurisdictions, when the vehicle 102x is in a port state (e.g., is located proximate to or near a port), the vehicle 102x is required to comply with restrictions issued by the government, the port, and other regulatory authorities as to which transceivers or modems on-board the vehicle 102x are allowed to transmit. For example, transceivers or modems of an aircraft are not allowed to transmit over a satellite frequency band while the aircraft is parked at the gate or is taxiing at an airport. Accordingly, to comply with regulations, the vehicle 102x may disable the transmit functionality of a modem or transceiver tuned to a satellite frequency band while the aircraft is parked at the gate or near a port.

[0080] However, typically no restrictions are placed on whether or not a modem or transceiver of a vehicle 102x is allowed to receive while the vehicle 102x is at or near a port. Accordingly, while the vehicle 102x is parked at the gate, is taxiing, or is in some other port state, the vehicle 102x may utilize the forward band of a high-bandwidth frequency band (such as a satellite communications frequency band or other frequency band allocated for broadband communications) to receive data onto the vehicle 102x. As such, the vehicle 102x may receive data using a high-speed, unidirectional forward link in one frequency band, and may use another communications link in a different frequency band as a corresponding reverse link. For example, while the vehicle 102x is in a port state, the forward link 108b of a higher-speed satellite communications link may be utilized for high-speed data delivery to the vehicle 102x, and the lower-speed ATG reverse link 110a or the Wi-Fi reverse link 110c may be utilized as a reverse link corresponding to the forward link 108b. The lower-speed reverse link may be utilized by the vehicle 102x as a unidirectional reverse link (e.g., the vehicle 102x may cause the modem or transceiver connected to the lower-speed reverse link to operate in a transmit-only mode), or the lower-speed reverse link may be utilized by the vehicle as a bidirectional link (e.g., the vehicle 102x may cause the modem or transceiver connected to the lower-speed reverse link to operate in a transmit and receive mode). In an embodiment, the bandwidth or speed of the high-speed forward link may be two times greater than that of the reverse link, three times greater, four times greater, five times greater, six times greater, seven times greater, or greater by a factor larger than seven.

[0081] Thus, while the vehicle 102x is in a port state, the use of a high-speed, unidirectional forward link over which to load data onto the vehicle 102x and the corresponding use of a lower-speed reverse link takes advantage of the varying capabilities of different communication links to shorten the time needed to deliver electronic data onto the vehicle 102x at a vehicle port, while at the same time fully complying with transmit regulations. As such, usage of the different types of modems or transceivers on the vehicle 102x is optimized so that data delivery times are shortened, and the vehicle 102x may be more quickly readied for a subsequent travel leg.

[0082] In view of the above, the method 240 may determine that a vehicle 102x is in a port state (block 242). In an embodiment, the on-board node 120 of the vehicle 102x or the hybrid communications collector 122 included in the on-board node 120 may determine that the vehicle 102x is in one of a plurality of port states, for example, by receiving information from a GPS receiver, a sensor, or some other computing

device on-board the vehicle 102x that is configured to monitor and determine the transportation state of the vehicle 102x.

[0083] At block 245, a first communication link for delivering data onto the vehicle 102x may be established, e.g., at a first modem that is fixedly connected to the vehicle 102x and that is tuned to a first frequency band. In an embodiment, the first communication link is a first wireless communication link. For example, after the vehicle 102x is determined to be in a port state (block 242), the on-board node 120 or the hybrid communications collector 122 may ensure that the first modem is in a receive-only state, and may use the first modem to establish a unidirectional, forward communication link 108, over the first frequency band, with a port transceiver or modem that is provided at the port and is external to the vehicle 102x. In an embodiment, the unidirectional forward link 108 supports a broadband protocol, such as a satellite communication protocol or other broadband protocol. Additionally, the port transceiver or modem at the port end of the unidirectional forward link 108 may be in communicative connection with the data center 105 or with the hybrid communications distributor 104 at the data center 105, e.g., via the vehicle data delivery network 106. As such, the wireless, unidirectional forward communication link 108 may support at least a portion of a logical forward link from the data center 105 (or the hybrid communications distributor 104 at the data center 105) to the vehicle 102x, the on-board node 120, the hybrid communications collector 122, a recipient device that is on-board the vehicle, e.g., the device 118, or a vehicle travel application (VTA) installed on the device 118 and particularly configured to support services while the device 118 is being transported by the vehicle 102x. In embodiment, the logical forward data link may be a forward link of a data tunnel. (Data tunnels are more fully described with respect to FIG. 6.)

[0084] At block 248, a second communication link may be established at a second modem that is fixedly connected to the vehicle 102x and is tuned to a second frequency band different from the first frequency band. In an embodiment, the second communication link may be a second wireless communication link. The second communication link may be a unidirectional (transmit-only) reverse link, or the second communication link may be a bi-directional link that includes a reverse link. For example, after the vehicle 102x is determined to be in a port state (block 242), the on-board node 120 or the hybrid communications collector 122 may use the second modem to establish the second communication link, over the second frequency band, with another port transceiver or modem that is provided at the port and external to the vehicle 102x. In an embodiment, the second port transceiver or modem is in communicative connection with the data center 105 or with the hybrid communications distributor 104 at the data center, e.g., via the vehicle data delivery network 106. As such, the reverse communication link 110 may support at least a portion of a logical reverse link from the vehicle 102x, the on-board node 120, the hybrid communications collector 122, the device 118, or the VTA on the device 118 to the data center 105 or the hybrid communications distributor 104 at the data center 105. In an embodiment, the logical reverse data link may be a reverse link of the data tunnel in which the logical forward data tunnel link is included.

[0085] At block 250, the method 240 may include using the first communication link as a forward link over which data is able to be received onto the vehicle 102x while the vehicle 102x is in a port state. The data may include content that is to

be delivered to a device that is on-board the vehicle. The device to which the content is to be delivered may be an on-board data storage device that is fixedly connected to the vehicle 102x, in an embodiment. In one scenario, the received data may include entertainment media content that is to be delivered for storage at an on-board entertainment storage database or data device, and in another scenario, the received data may include updated maps or charts that are to be delivered to a navigation system on-board the vehicle 102x. In an embodiment, the data received onto the vehicle 102x via the unidirectional forward link may include multiplexed content data that is to be respectively delivered to multiple devices on-board the vehicle 102x. In this embodiment, the on-board node 120 or the hybrid communications collector 122 of the on-board node 120 may de-multiplex the received, multiplexed transmission. In an embodiment, the received data may include content that is to be delivered to only the specific mobile computing device. In an embodiment, the received content may have been delivered, by the vehicle data delivery system 106 or other network, to a destination port of the vehicle 102x while the vehicle 102x was en route to the destination port, e.g., by using one or more of the techniques described in aforementioned co-pending U.S. patent application Ser. No. 13/675,190 entitled "GROUND SYSTEM FOR VEHICLE DATA DISTRIBUTION."

[0086] In some cases, the data may be received onto the vehicle 102x over the unidirectional communication link in a multicast transmission. For example, a service provider may desire to update the on-board entertainment offerings at all of a fleet of vehicles when the vehicles arrive at a particular port. The service provider may use a multicast transmission on a high-bandwidth forward link to deliver the updated on-board entertainment content to all vehicles of the fleet that are parked at the port. In another example, a critical software update may be required to be delivered to a particular LRU on-board the vehicle. The software update may be multicast, using a high-speed forward link, to all vehicles that are parked at the port and that include the particular LRU. In an embodiment, the multicast transmission received at the vehicle 102x over the unidirectional communication link may include an indication of the recipient device, and the on-board node 120 or the hybrid communications collector 122 may determine whether or not the recipient device is on-board the vehicle 102x. If the recipient device is not on-board the vehicle 102x, the multicast transmission may be dropped or otherwise ignored.

[0087] When the recipient device is determined to be on-board the vehicle 102x, the method 240 may include causing the data that was received via the first, unidirectional communication link to be delivered to the recipient device, e.g., via one or more communication networks contained within the vehicle 102x, in an embodiment. For example, the method 240 may utilize any of the on-board data delivery techniques described in aforementioned co-pending U.S. patent application Ser. No. 13/675,200.

[0088] At block 252, the method 250 may include using the second communication link as a reverse link, corresponding to the forward link, over which feedback or second data is able to be transmitted from the vehicle 102x while the vehicle 102x is in one of the plurality of port states. For example, an acknowledgement of a receipt of the received data may be signaled via the reverse link, or any other suitable reverse signaling corresponding to the received data (block 250) may be transmitted via the reverse link (block 252). In an embodi-

ment, the bandwidth or speed of the first communication link may be two times greater than that of the second communication link, three times greater, four times greater, five times greater, six times greater, seven times greater, or greater by a factor larger than seven.

[0089] FIG. 5 illustrates an example method 260 for optimizing modem or transceiver usage on a vehicle. In an embodiment, the method 260 is performed at least in part by the hybrid communications system 100 of FIG. 1, although some or all of the method 260 may be performed by a communications system other than the system 100. In an embodiment, at least a portion of the method 240 is performed by the data center 105 or by the hybrid communications distributor 104 included in the data center 105. In an embodiment, the method 260 may operate in conjunction with a least a part of one or more of the methods described in FIGS. 2-4. For ease of discussion, the method 260 is described below with simultaneous reference to FIGS. 1-4, however, this description is only one of many embodiments and is understood to be non-limiting. Additionally, for ease of discussion only and not for limitation purposes, the method 260 is described below in the context of an example scenario in which modem or transceiver usage is optimized at a particular vehicle 102x of a plurality of vehicles 102.

[0090] At block 262, a determination that a vehicle 102x is in one of a plurality of port states may be made. For example, the data center 105 or the hybrid communications distributor 104 at the data center 105 may determine that the vehicle is in a port state by receiving an indication of the vehicle's state from another computing device, sensor, or data source.

[0091] At block 265, a data communication tunnel may be established between the data center 105 and the vehicle 102x. For example, a data communication tunnel may include a first end that is not on-board the vehicle 102x, which may be the data center 105 or the hybrid communications distributor 104 at the data center. The data communication tunnel may include a second end that is on-board the vehicle 102x. The end of the data communication tunnel on-board the vehicle 102x may be, for example, the on-board node 120 of the vehicle 102x, the hybrid communications collector 122, the device 118, or the VTA executing on the device 118.

[0092] A block diagram of an example data communication tunnel 600 that may be established by the method 260 or that may otherwise be established in the hybrid communications system 100 or in another hybrid communications system is provided in FIG. 6. As used herein, the terms "data communication tunnel," "data tunnel," and "tunnel" are used interchangeably to refer to an encapsulated transmission path or logical connection, e.g., between a node or data center 602 that is external to the vehicle 102x, and a node 604 that is on-board the vehicle 102x. In some cases, the data communication tunnel 600 may be an encapsulated transmission path or logical connection having a first endpoint that is external to the vehicle 102x. For example, the first endpoint of the data tunnel may be the data center 602 or may be a hybrid communications distributor 606 at the data center 602. In an embodiment, the hybrid communications distributor 606 may be the hybrid communications distributor 104 of FIG. 1.

[0093] The data communication tunnel 600 may have a second endpoint that is disposed on-board the vehicle 102x. For example, the second endpoint of the data tunnel 600 may be the on-board node 604, or may be an application 608 executing on the on-board node 604, such as the hybrid communications collector 122 executing on the on-board node

120. In some cases, the second endpoint of the data tunnel 600 may be the recipient device 118, or may be the VTA or some other application executing on the recipient device 118.

[0094] The data tunnel 600 may be realized, in an embodiment, by utilizing a tunneling protocol between the two endpoints. The packets or transmissions of the tunneling protocol may be encapsulated within packets or transmissions of other protocol(s) used by communication link(s) supporting the tunnel 600. As an example, referring simultaneously to FIGS. 1 and 6, an example data tunnel between the hybrid communications distributor 104 and the device 118 on-board the vehicle 102x may include a data tunnel forward link 610 that uses a data tunnel protocol. Forward packets of the data tunnel protocol may be encapsulated by each of the respective protocols used by the various forward links supporting the data tunnel forward link 610, e.g., respective protocols used by the vehicle data delivery network 106, a selected forward link 108, and the Wi-Fi forward link within the cabin of the vehicle 102x. Similarly, a data tunnel reverse link 612 between the hybrid communications distributor 104 and the device 118 may be supported by a Wi-Fi reverse link within the cabin of the vehicle 102x, a selected reverse link 110, and the vehicle data delivery network 106, e.g., each of the respective protocols utilized on these various supporting reverse links encapsulates the data tunnel protocol packets in the reverse direction.

[0095] In embodiments where the data tunnel 600 is included in the hybrid communications system 100, the data tunnel forward link 610 may be supported by one or more communication links that differ in protocol and/or frequency band from the one or more communication links supporting the data tunnel reverse link 612. Further, the data tunnel forward link 610 and the data tunnel reverse link 612 may differ in their respective supporting message delivery schemes (e.g., multicast or unicast), and/or in the number of supporting communication links used (e.g., multiple supporting communication links in the data tunnel forward link 610 and one supporting communication link in the data tunnel reverse link 612). Nonetheless, the data tunnel 600 between the data center 602 and on-board node 604 may be, in some cases, logically represented (e.g., in a software application) as having one logical data tunnel forward link 610 or forward stream of data, and one logical data tunnel reverse link 612 or reverse stream of data, in an embodiment.

[0096] Forward data 614, or data sent on the data tunnel forward link 610 to the on-board node 604, may include, for example: (i) content 618 for delivery to one or more on-board recipient devices that are in communicative connection to the on-board node 604, where the content 618 may include any type of data, such as text messages, web pages, media content, streaming data, a response to a previous request received at a user interface of an on-board device, data that is to be presented at a user interface of an on-board device, an application, a configuration, other software that the user of an on-board device has requested to be downloaded, etc.; (ii) signaling information 616 corresponding to the content 618 and to the delivery of the content 618 over the data tunnel 600; (iii) device information 620a identifying the on-board recipient device or devices to which the content 618 is to be delivered; and/or (iv) other forward signaling information 616 corresponding to usage of the data tunnel 600 itself (e.g., availability, quality of transmission, bandwidth management, etc.).

[0097] Reverse data 622, or data sent on the data tunnel reverse link 612 to the data center 602, may include, for

example: (i) feedback information **624** corresponding to the delivered content **618** and/or corresponding to the usage of data tunnel **600** (e.g., availability, quality of transmission, bandwidth management, etc.); (ii) content requests **626** from on-board devices, where the content requests **626** are generated by a user of an on-board device or by the on-board device itself; and/or (iii) device information **620b** identifying the on-board devices generating the content requests **626**.

**[0098]** Although several specific examples of forward data **614** and reverse data **622** are discussed above, it is understood that the data tunnel forward link **610** and the data tunnel reverse link **612** may carry any desired type of data between the endpoints of the tunnel **600**. Additionally, it is clear that the forward data **614** may be split, aggregated, multiplexed, or combined into any number of data structures, packets, or messages, e.g., for the sake of efficiency and timeliness. Similarly, the reverse data **622** may additionally or alternatively be split, aggregated, multiplexed, or combined into any number of data structures, packets, or messages. Furthermore, in an embodiment, multiple data tunnels may be established between the two endpoints. For example, the data center **602** or the hybrid communications distributor **606** included therein may establish multiple data communication tunnels with the node **604** on the particular vehicle **102x**, and/or may establish multiple data communication tunnels with multiple nodes on multiple vehicles **102**.

**[0099]** Returning now to the block **265** of the method **260**, the established data communication tunnel may include a data tunnel forward link and a data tunnel reverse link, e.g., the forward link **610** and the reverse link **612** described with respect to FIG. **6**. The data tunnel forward link **610** may be supported by a forward communication link **108** connected to first modem that is fixedly connected to the vehicle **102x** and operated in a receive-only mode. As such, the data tunnel forward link **610** may be supported by a unidirectional forward communication link **108**. The data tunnel reverse link **612** may be supported by a reverse communication link **110** connected to a second modem that is fixedly connected to the vehicle **102x**. The second modem may be operated in a transmit-only mode, or may be operated in both transmit and receive modes. The first and the second modems may be tuned to different frequency bands so that the forward link **108** (supporting the data tunnel forward link **610**) and the reverse link **110** (supporting the data tunnel reverse link **612**) are themselves supported by different frequency bands and protocols.

**[0100]** When the vehicle is determined to be in a port state (block **262**), forward data may be caused to be delivered from the endpoint of the data tunnel that is external to the vehicle **102x** to the endpoint of the data tunnel that is on-board the vehicle **102x** (block **268**). For example, forward data may be caused to be delivered from the data center **105** or the hybrid communications distributor **104** to one of the on-board node **120**, the hybrid communications collector **122**, the target on-board device, or an application executing on the target on-board device. The delivered forward data may include, for example, any or all types of forward data **614**.

**[0101]** When the vehicle is determined to be in a port state (block **262**), reverse feedback information or data may be caused to be delivered from the endpoint of the data tunnel that is on-board the vehicle **102x** to the endpoint of the data tunnel that is external to the vehicle **102x** (block **268**). For example, reverse data may be caused to be delivered from one of the on-board node **120**, the hybrid communications collec-

tor **122**, the target on-board device **118**, or an application executing on the target on-board device (e.g., the VTA) to the data center **105** or to the hybrid communications distributor **104**. The delivered reverse data may include, for example, any or all types of reverse data **622**.

**[0102]** FIG. **7** illustrates an example method **280** for delivering content, in a distributed or hybrid manner, to a device that is on-board a vehicle. In an embodiment, the method **280** is performed at least in part by the hybrid communications system **100** of FIG. **1**, although some or all of the method **280** may be performed by a communications system other than the system **100**. In an embodiment, at least a portion of the method **280** is performed by the data center **105** or by the hybrid communications distributor **104** included in the data center **105**. In an embodiment, the method **280** may operate in conjunction with a least a part of one or more of the methods described in FIGS. **2-5**, and/or with the data tunnel **600** of FIG. **6**. For ease of discussion, the method **280** is described below with simultaneous reference to FIGS. **1-6**, however, this description is only one of many embodiments and is understood to be non-limiting. Additionally, for ease of discussion only and not for limitation purposes, the method **280** is described below in the context of an example scenario in which data is to be delivered to a device **118** that is on-board a particular vehicle **102x** of a plurality of vehicles **102**.

**[0103]** At block **282**, content that is to be delivered to a device **118** being transported by a vehicle **102x** may be obtained. For example, content that is to be delivered to the device **118** may be obtained by the data center **105** or by the hybrid communications distributor **104** of the data center **105**, e.g., by receiving the content from an external network **132**, the vehicle data delivery network **106**, or other suitable source, or from obtaining the content from the data center **105** itself or from some other data storage entity. The device **118** to which the content is to be delivered may be any device previously discussed with respect to FIGS. **1-6**, e.g., a mobile computing device being temporarily transported by the vehicle **102x**, or a computing device that is fixedly connected to the vehicle **102x**. Similarly, the content to be delivered to the device **118** may be any type of content previously discussed with respect to FIGS. **1-6**, e.g., a web page, streaming data, a text message, a response to a previous request, etc. With respect to the method **280**, though, the content to be delivered to the device **118** is to be delivered to the device **118** as a whole, e.g., an entire web page, a streaming video or movie, etc. In embodiment, the obtained content is to be delivered to the device **118** as a whole to be presented, as a whole, at a user interface of the device **118**.

**[0104]** At block **285**, a first portion of the obtained data may be included in a first transmission, and the first transmission may be caused to be sent via a first forward link to the vehicle **102x**. At block **288**, a second portion of the obtained data may be included in the second transmission, and the second transmission may be caused to be sent via a second forward link to the vehicle **102x**. The first forward link and the second forward link may each be supported by a different communication link on a different frequency band, and thus the first transmission and the second transmission may each be formatted using a different protocol. For example, a first portion of the obtained data may be caused to be sent to the vehicle **102x** over the satellite forward link **108b**, and a second portion of the obtained data may be caused to be sent to the vehicle **102x** over the ATG forward link **108a**. In an embodiment, the bandwidth or speed of the first forward link may be



two times greater than that of the second forward link, three times greater, four times greater, five times greater, six times greater, seven times greater, or greater by a factor larger than seven.

[0105] In some embodiments of the method 280, at least one of the contents of the first portion of the obtained data or the contents of the second portion of the obtained data may be selected. In an embodiment, the contents of the first or the second portion may be selected based on a content type. For example, if the obtained content is a web page to be displayed at a screen of the target device 118, for an optimal user experience, a user desires to see some progress of the loading of the web page. Accordingly, critical elements of the web page (e.g., CSS, HTML, Java script, and other structural elements) may be selected to be delivered to the vehicle 102x by a faster forward link (e.g., the ATG forward link 108a) so that these critical elements may be received as soon as possible at the device 118 to begin establishing the web page framework, and to demonstrate to the user that some progress is occurring. On the other hand, larger-sized elements of the web page (e.g., image, video, flash, etc.) may arrive at the user device after the critical elements, and may be inserted into the already-established webpage framework. These larger elements, although not as time-critical to the user experience, nonetheless require high bandwidth due to their size and density and, as such, may be selected to be delivered to the vehicle 102x by a high-bandwidth forward link (e.g., the satellite forward link 108b).

[0106] Generally, the more time sensitive portions (e.g., portions that require a low round trip delay time) of an obtained content may be selected to be delivered over a faster forward link (as compared to other available forward links 108), the higher density or larger-sized portions of the obtained content may be selected to be delivered over a higher capacity forward link (as compared to other available forward links 108), the portions of the obtained content that require a greater degree of accuracy may be selected to be delivered over a more robust forward link (as compared to other available forward links 108), etc. In some situations, a particular content type may be exclusively assigned to one particular type of forward link for delivery, and optionally may be assigned to a back-up type of forward link if the primary forward link is unavailable. In some situations, a particular content type may be assigned to multiple types of forward links, optionally with a priority order of selection, e.g., the highest priority, available forward link is selected for delivery of the certain content type.

[0107] In still another example, within a given forward link, certain types of data may be given priority over other types of data. For instance, in a satellite forward link, overflow data from an ATG forward link may be given higher priority than data that has been originally mapped to the satellite forward link, as the overflow ATG traffic may generally be more time sensitive than the satellite traffic.

[0108] In some embodiments of the method 280, a particular forward link may be selected for a particular type of content data further based on other criteria, such a dynamic characteristic or status of one or more forward links, or on a characteristic of the obtained content as a whole. For example, when the obtained content is a streaming video, streaming media coded picture frames (e.g., I-frames) may be assigned or selected to be delivered over the ATG forward link 108a, while the corresponding streaming media predictive frames (e.g., P-frames, B-frames) may be assigned or

selected to be delivered over a  $K_a$  satellite frequency band. However, the bandwidth allocated for any particular stream within the  $K_a$  band may be capped at a certain level. If the streaming media content reaches the cap within the  $K_a$  band, subsequent predictive frames of the stream may be delivered via another forward link, e.g., the L satellite frequency band. In another example, a particular type of content data may be assigned or selected to be delivered over an ATG forward link 108a, and when the ATG forward link is at a pre-defined capacity, overflow of the particular type of content data may be assigned or selected to be delivered over the satellite forward link 108b. In another example, any data stream greater than a certain size may be automatically mapped to be distributively delivered over all available satellite forward links.

[0109] In an embodiment, the selection of a particular forward link may be based, at least in part, based on feedback data or information received from the vehicle 102x. Feedback information or data may be indicative of a current quality, capacity, or availability of one or more forward links, e.g., as previously described with respect to FIGS. 2-5. The data center 105 or the hybrid communications distributor 104 may receive feedback data or information via a reverse link, and may select a subsequent forward link for transmission of a particular portion of obtained content at least partially based on the received feedback information or data, in an embodiment.

[0110] Thus, as illustrated by the examples, portions of the content data may be mapped to various forward links based on many levels of granularity and differentiation criteria. For example, as previously indicated, mapping of different portions of content data to different forward links may be based on content type. Mapping may additionally or alternatively be based on a type of application to which the obtained content is to be delivered, and/or based on a stream size in which the obtained content is included. Still additionally or alternatively, mapping of portions of the obtained content to various forward links may be based on, for example, socket types or availability of sockets, a level of service paid for by or otherwise assigned to a user of the recipient device, a quality and/or an availability of various forward links, dynamic resource allocation algorithms, etc. Further, mapping of portions of the obtained content to various forward links may be additionally or alternatively performed at different levels, e.g., at an application level, a packet level, a stream level, a level based on geographical location, a level based on a characteristic of an account of the user, or a level of service acquired by the user.

[0111] In an embodiment, the mapping of certain content types to certain forward links are determined a priori and the mappings are stored in a file or other data storage entity that is accessible to the data center 105 or to the hybrid communications distributor 104. In some embodiments, a particular forward link may be selected for a particular type of data content based on the a priori mapping. The mappings of content portions and forward links may be configurable, in an embodiment.

[0112] With further regard to the method 280, similar to the each of the methods 200, 220, 240 and 260, any of the forward transmissions over any of the forward links 108 may include multiplexed contents or portions of contents that are to be delivered to the device 118 and/or to other devices being transported on the vehicles 102. Similarly, each of the methods 200, 220, 240, 260 and 280 may multicast any forward transmission over any forward link 108, as desired.

[0113] FIG. 8 illustrates an example method 300 for distributively delivering content to devices being transported by vehicles. In an embodiment, the method 300 is performed at least in part by the hybrid communications system 100 of FIG. 1, although some or all of the method 300 may be performed by a communications system other than the system 100. In an embodiment, at least a portion of the method 300 is performed by the on-board node 120 at the vehicle 102x, by the hybrid communications collector 122 included in the on-board node 120, by a recipient device 118, or by an application executing on the recipient device 118 such as the VTA. In an embodiment, the method 300 may operate in conjunction with at least a part of one or more of the methods described in FIGS. 2-5 and 7, and/or with the data tunnel 600 of FIG. 6. For ease of discussion, the method 300 is described below with simultaneous reference to FIGS. 1-7, however, this description is only one of many embodiments and is understood to be non-limiting. Additionally, for ease of discussion only and not for limitation purposes, the method 300 is described below in the context of an example scenario in which data is to be delivered to a device 118 that is on-board a particular vehicle 102x of a plurality of vehicles 102.

[0114] At block 302, a first transmission including a first portion of content that is to be received, as a whole by the on-board device 118, is received at the vehicle 102x. For example, the on-board node 120, the hybrid communications collector 122, the device 118 or an application on the device 118 (e.g., the VTA) receives the first portion of the content. In an embodiment, the content that is to be received, as a whole by the device 118, is to be presented, as a whole, at a user interface of the device 118. For example, the content that is to be presented as a whole at the user interface of the device 118 may be a web page, streaming video, a response to a request from a user of the device 118, or any other type of content that is to be delivered to the device 118 such as previously discussed with respect to FIGS. 1-7. The first portion of the content may be received onto the vehicle 102x via a first modem connected to a first forward link (e.g., one of the forward links 108) that is supported by a first wireless frequency band, and the first portion of the content may be received in conjunction with an indication of the device 118 to which the first portion of the content is to be delivered.

[0115] At block 305, a second transmission including a second portion of content that is to be received, as a whole by the on-board device 118, is received at the vehicle 102x. For example, the on-board node 120, the hybrid communications collector 122, the device 118 or an application on the device 118 (e.g., the VTA) receives the second portion of the content. The second portion of the content may be received onto the vehicle 102x via a second modem connected to a second forward link (e.g., another forward link from the set of forward links 108) that is supported by a second wireless frequency band different than the first wireless frequency band. The second portion of the content may be received in conjunction with an indication of the device 118 to which the second portion of the content is to be delivered.

[0116] In an embodiment, the first forward link, the second forward link, the first portion of the content, and/or the second portion of the content may have been selected. For example, the first forward link, the second forward link, the first portion of the content, and/or the second portion of the content may have been selected by the data center 105 or by the hybrid communications distributor 104 based on the criteria for for-

ward link and/or content portion selection as previously described with respect to FIG. 7, or based on other criteria.

[0117] In an embodiment, based on the indication of the device 118 included in the first forward transmission, the hybrid communications collector 122 may determine whether or not the device 118 to which the first portion of the content is to be delivered is currently on-board the vehicle 102x. If the device to which the first portion of the content is to be delivered is determined to be not on-board the vehicle 102x, no further processing on the first forward transmission may be performed at the vehicle 102x. If the device to which the first portion of the content is to be delivered is determined to be on-board the vehicle 102x, e.g., the device 118, the method 300 may include causing the content of the first received transmission to be sent to the recipient or target device 118 via one or more communication networks contained within the vehicle 102x (block 308). For example, if the device 118 is a mobile computing device connected to a Wi-Fi network on-board the vehicle 102x, the hybrid communications collector 122 may include the first portion of the content in an IEEE 802.11 compatible transmission, and may cause the transmission to be delivered over the on-board Wi-Fi network to the device 118. Other examples of on-board data delivery other than Wi-Fi, though, are additionally or alternatively possible. Indeed, the method 300 may use any means and/or techniques of delivering the received content to an on-board device, such as any of the means and/or techniques described in the aforementioned co-pending U.S. patent application Ser. No. 13/675,200.

[0118] With regard to the second forward transmission, in an embodiment, based on the indication of the device 118 included in the second forward transmission, the hybrid communications collector 122 may determine whether or not the device 118 to which the second portion of the content is to be delivered is currently on-board the vehicle 102x. If the device to which the second portion of the content is to be delivered is determined to be not on-board the vehicle 102x, no further processing on the second forward transmission may be performed at the vehicle 102x. If the device to which the second portion of the content is to be delivered is determined to be on-board the vehicle 102x, e.g., the device 118, the method 300 may include causing the content of the second received transmission to be sent to the recipient or target device 118 via one or more communication networks contained within the vehicle 102x (block 310). For example, if the device 118 is a mobile computing device connected to a Wi-Fi network on-board the vehicle 102x, the hybrid communications collector 122 may include the second portion of the content in an IEEE 802.11 compatible transmission, and may cause the transmission to be delivered over the on-board Wi-Fi network to the device 118. Other examples of on-board data delivery other than Wi-Fi, though, are additionally or alternatively possible. Indeed, the method 300 may use any means and/or techniques of delivering the received content to an on-board device, such as any of the means and/or techniques described in the aforementioned co-pending U.S. patent application Ser. No. 13/675,200.

[0119] In an embodiment, the first external forward link 108 and the forward link of the on-board communication network to which the device 118 is connected (e.g., the on-board Wi-Fi network or other suitable network) support a first data communication tunnel established by the data center 105 (or by the hybrid communications distributor 104 included in the data center 105). For example, the first forward link and

the forward link of the on-board Wi-Fi network to the device **118** support a first data tunnel forward link similar to the data tunnel forward link **610** of FIG. 6, and the first portion of the content is delivered to the device **118** using the first data tunnel forward link.

**[0120]** In an embodiment, the second external forward link **108** and the on-board forward link to which the device **118** is connected (e.g., the on-board Wi-Fi network or other suitable network) support a second data communication tunnel established by the data center **105** (or by the hybrid communications distributor **104** included in the data center **105**) that is distinct and separate from the first data communication tunnel. For example, the second external forward link **108** and the second on-board forward link to the device **118** support a second data tunnel forward link **610**, and the second portion of the content is delivered to the device **118** using the second data tunnel forward link. In this embodiment, the device **118** or an application at the device **118** (e.g., the VTA) may assemble the first portion and the second portion to form the content as a whole at the device **118**, in some cases, over time. For example, the device **118** or the application at the device **118** may first receive the first portion of the content, and begin presenting the first portion of the content at a user interface of the device. When the second portion of the content is received, the device **118** or the application at the device **118** may add the second portion of the content to the presented first portion so that the content as a whole is presented at the user interface of the device.

**[0121]** In an embodiment, rather than the device **118** (or an application thereon) serving as the on-board endpoints of the two established data tunnels to the data center **105**, the on-board device **120** or the hybrid communications collector **122** of the on-board device **120** serves as the on-board endpoints of two established data tunnels to the data center **105** (where one of the two established data tunnels delivers the first portion of the content to be delivered to the device **118**, and the other one of the two established data tunnels delivers the second portion of the content). In this embodiment, rather than the device **118** (or an application thereon) collecting and assembling the content as a whole, the on-board device **120** or the hybrid communications collector **122** collects and assembles the content as a whole, and causes the assembled content to be delivered to the device **118**, e.g., via an on-board communication network.

**[0122]** In an embodiment, the on-board node **120**, the hybrid communications collector **122**, the device **118**, or an application on the device **118** may cause feedback information or data to be sent, via a reverse link **110**, from the vehicle **102x** to the data center **105**. Feedback information or data may correspond to the received first portion of the content and/or to the received second portion of the content, for example. In an embodiment, the feedback information or data may be indicative of a current quality, capacity, or availability of one or more forward links and/or of one or more reverse links, e.g., as previously described with respect to FIGS. 2-7.

**[0123]** Thus, as discussed above, a hybrid communications system, such as the example hybrid communications system **100**, may allow transmission of data and information to devices on-board a vehicle using a forward link and a reverse link, each of which may be supported by a different frequency band and each of which may utilize a different communication protocol. The forward link may differ in frequency band, hardware configuration, protocol, spectrum, etc., as compared with the reverse link corresponding to the reverse direc-

tion. In an embodiment, the bandwidth and/or the speed of the forward link may be greater than (and in some cases, significantly greater than) the bandwidth and/or the speed of the reverse link to allow for efficient use of spectrum and modem resources, and for decreased data delivery times. In an embodiment, forward transmissions may be multiplexed and/or multicast. Selection of a forward link for a subsequent transmission may be based on feedback information received via the reverse link, and in some cases, may also be based on a type of the content that is to be delivered. In an embodiment, a hybrid communications system, such as the example hybrid communications system **100**, may utilize multiple different forward links to deliver content as a whole between a device that is on-board a vehicle and a data center. Selection of portions of contents and/or of the multiple forward links may be based on a content type and optionally other criteria.

**[0124]** FIG. 9 illustrates an example on-board system **500** in a vehicle **502** that may receive information or data onto the vehicle **502** (e.g., information or data provided by the data center, the hybrid communications distributor **104**, or other suitable information distributor), and that may cause feedback information to be delivered from the vehicle **502**, e.g., to the data center **105** or the hybrid communications distributor **104**. Further, the on-board system **500** may cause data to be delivered to and/or received from one or more devices **504** being transported by the vehicle **502**. In an embodiment, the vehicle **502** is the vehicle **102x**, and the one or more devices **504** is one of the devices **118**.

**[0125]** The example on-board system **500** includes an on-board node **506**, such as an Auxiliary Computer Power Unit (ACPU), that may be a computing device communicatively connected to one or more external communication links via one or more antennas **508** and one or more modems or transceivers **510**. In an embodiment, the on-board node **506** may be the on-board node **120**, and may include an instance of the hybrid communications collector **122**, which is represented in FIG. 9 by the block **507**.

**[0126]** Each of the one or more antennas **508** may receive and transmit signals via a different respective frequency band allocated for wireless communications, e.g., the  $K_a$  band, the L band, the  $K_u$  band, the WiMAX band, the Wi-Fi band, a terrestrial cellular band, or any other suitable wireless communication frequency band. Each of the antennas **508** may be communicatively connected to an associated modem or transceiver **510** that is fixedly connected to the vehicle **502** and is configured to encode and decode information and data corresponding to signals at the respective antenna **508**, in an implementation. The one or more modems or transceivers **510** may include a respective modem or transceiver that is compatible with TDMA (Time Division Multiple Access), GSM (Global System for Mobile Communications), CDMA (Code Division Multiple Access), LTE (Long Term Evolution) communications, WiMAX, and/or any other terrestrial mobile communications technology. In some embodiments, the one or more modems **510** may include a respective modem or transceiver that is compatible with EVDO (Evolution Data Optimized) or Wi-Fi communications technologies. It is clear, however, that the on-board system **500** may include any number of antennas **508** and any different number of associated modems or transceivers **510** to support any desired number of different wireless communication technologies.

**[0127]** In addition, when the vehicle **502** is an aircraft, a cockpit electronics node **512** may be communicatively coupled to the one or more modems **510**. The cockpit elec-

tronics node 510 may be a LRU configured to collect electronic information from various instruments in the cockpit of the aircraft, e.g., during flight. In some cases, the cockpit electronics node 510 may provide collected flight information such as altitude, airspeed, aircraft position, or other flight state information to the hybrid communications obtainer 507, the on-board node 506, or directly to the vehicle data distribution network 106, e.g., via a designated return link.

[0128] At least some of the devices 504 may be mobile computing devices such as smartphones, tablet computers, laptop computers, personal digital assistants, e-readers, etc. that are capable of establishing a wireless communicative connection with the hybrid communications obtainer 507 via one or more wireless access points 514, e.g., via a wireless network interface. Some of the devices 504 may be wired computing devices that are communicatively connected to the on-board node 506 via a wired network 516.

[0129] In some implementations, one or more of the devices 504 may be an on-board data storage entity 518 that may store various types of data which may be distributed to and/or received from other devices 504, e.g., entertainment content, web pages, account information, usage data, applications that may be installed, information identifying the devices 504, payment information (e.g., encrypted financial account information), digital rights management (DRM) keys, and/or any other data that is desired to be stored, at least temporarily, on-board the vehicle 502.

[0130] In an embodiment, each of devices 504 may include an instance of a vehicle travel application (VTA) installed thereon and particularly configured to support services while the device 504 is being transported by the vehicle 504, e.g., when the vehicle 504 is traveling en route between ports. For example, the vehicle travel application may be configured to serve as the on-board end of a data tunnel that is established with the data center 105 or with the hybrid communications distributor 104 at the data center. In an embodiment, the vehicle travel application may communicate with other applications installed on a particular device 504 (e.g., native terrestrial applications) so that the other applications may operate as desired (e.g., in a native manner) while the device 504 is being transported by the vehicle 502.

[0131] FIG. 10 illustrates a block diagram of an example computing device 550 that may be utilized in the hybrid communications system 100. For example, one or more computing devices 550 may be particularly configured to be utilized as at least a portion of the data center 105, the vehicle data delivery network 106, the on-board node 120, or the device 118. Additionally, other devices illustrated in FIGS. 1 and 5 such as the cockpit electronics node 512 may include an embodiment of the computing device 550.

[0132] The computing device 550 may include, for example, one or more central processing units (CPUs) or processors 552, and one or more busses or hubs 553 that connect the processor(s) 552 to other elements of the computing device 550, such as a volatile memory 554, a non-volatile memory 555, a display controller 556, and an I/O controller 557. The volatile memory 554 and the non-volatile memory 555 may each include one or more non-transitory, tangible computer readable storage media such as random access memory (RAM), read only memory (ROM), FLASH memory, a biological memory, a hard disk drive, a digital versatile disk (DVD) disk drive, etc.

[0133] In an embodiment, the memory 554 and/or the memory 555 may store instructions 558 that are executable by

the processor 552. For example, in a computing device particularly configured to be included in the data center 105, the instructions 558 may be the instructions comprising the hybrid communications distributor 104. In another example, in a computing device 550 particularly configured to be the on-board node 120, the instructions 558 may be the instructions comprising the hybrid communications collector 122. In yet another example, in a computing device 550 particularly configured to be a device 118, the instructions 558 may be the Vehicle Travel Application (VTA). Indeed, each of the modules, applications and engines described herein can correspond to a different set of machine readable instructions for performing one or more functions described above. These modules need not be implemented as separate software programs, procedures or modules, and thus various subsets of these modules can be combined or otherwise re-arranged in various embodiments. In some embodiments, at least one of the memories 554, 555 stores a subset of the modules and data structures identified herein. In other embodiments, at least one of the memories 554, 555 stores additional modules and data structures not described herein.

[0134] In an embodiment, the display controller 556 may communicate with the processor (s) 552 to cause information to be presented on a connected display device 559. In an embodiment, the I/O controller 557 may communicate with the processor(s) 552 to transfer information and commands to/from the user interface 560, which may include a mouse, a keyboard or key pad, a touch pad, click wheel, lights, a speaker, a microphone, etc. In an embodiment, at least portions of the display device 559 and of the user interface 560 are combined in a single, integral device, e.g., a touch screen. Additionally, data or information may be transferred to and from the computing device 550 via a network interface 570. In some embodiments, the computing device 550 may include more than one network interface 570, such as a wireless interface and a wired interface.

[0135] The illustrated computing device 550 is only one example of a computing device suitable to be particularly configured for use in the hybrid communications system 100. Other embodiments of the computing device 550 may be also be for use in the hybrid communications system 100, even if the other embodiments have more or fewer components than shown in FIG. 10, have one or more combined components, or have a different configuration or arrangement of the components. Moreover, the various components shown in FIG. 10 can be implemented in hardware, a processor executing software instructions, or a combination of both hardware and a processor executing software instructions, including one or more signal processing and/or application specific integrated circuits.

[0136] Of course, the applications and benefits of the systems, methods and techniques described herein are not limited to only the above examples. Many other applications and benefits are possible by using the systems, methods and techniques described herein.

[0137] Furthermore, when implemented, any of the methods and techniques described herein or portions thereof may be performed by executing software stored in one or more non-transitory, tangible, computer readable storage media or memories such as magnetic disks, laser disks, optical discs, semiconductor memories, biological memories, other memory devices, or other storage media, in a RAM or ROM of a computer or processor, etc.

**[0138]** Moreover, although the foregoing text sets forth a detailed description of numerous different embodiments, it should be understood that the scope of the patent is defined by the words of the claims set forth at the end of this patent. The detailed description is to be construed as exemplary only and does not describe every possible embodiment because describing every possible embodiment would be impractical, if not impossible. Numerous alternative embodiments could be implemented, using either current technology or technology developed after the filing date of this patent, which would still fall within the scope of the claims. By way of example, and not limitation, the disclosure herein contemplates at least the following aspects:

**[0139]** 1. A method of for optimizing modem usage on a vehicle, comprising: determining, at a processor that is fixedly connected to the vehicle, that the vehicle is in one of a plurality of port states, where each of the plurality of port states is indicative of the vehicle being located proximate to a vehicle port; causing, by the processor, a first wireless communication link to be established at a first modem that is fixedly connected to the vehicle and that is tuned to a first frequency band, the establishment of the first wireless communication link (i) being based on the determination that the vehicle is in the one of the plurality of port states, and (ii) including causing the first modem to be in a receive-only state; causing, by the processor, a second wireless communication link to be established at a second modem that is fixedly connected to the vehicle and that is tuned to a second frequency band, the second wireless communication link being established between the second modem and a transceiver that is fixedly connected to a structure external to and separate from the vehicle; using the first wireless communication link as a forward link over which first data is able to be received onto the vehicle while the vehicle is in the one of the plurality of port states; and using the second wireless communication link as a reverse link, corresponding to the forward link and having a maximum bandwidth less than a maximum bandwidth of the forward link, over which second data is able to be transmitted from the vehicle while the vehicle is in the one of the plurality of port states.

**[0140]** 2. The method of the preceding aspect, wherein the vehicle is a particular vehicle, and wherein the method further comprises receiving, onto the particular vehicle, a multicast transmission via the first wireless communication link, wherein the multicast transmission is multicast to a plurality of vehicles including the particular vehicle.

**[0141]** 3. The method of any one of the preceding aspects, wherein: using the first wireless communication link as the forward link comprises using the first wireless communication link to support at least a portion of a forward link of a data communication tunnel between a computing device fixedly connected to the vehicle and a data center external to and separate from the vehicle; and using the second wireless communication link as the reverse link corresponding to the forward link comprises using the second wireless communication link to support at least a portion of a reverse link of the data communication tunnel; and wherein the first data is provided by the data center and the second data is received at the data center.

**[0142]** 4. The method of any one of the preceding aspects, wherein: determining the vehicle is in one of the plurality of port states comprises determining the vehicle is in one of a plurality of port states including weight-on-wheels, taxiing,

parked, and stationary; or the plurality of port states are included in a plurality of flight states of the vehicle.

**[0143]** 5. The method of any one of the preceding aspects, wherein establishing the first wireless communication link using the first modem tuned to the first frequency band comprises establishing the first wireless communication link using the first modem tuned to at least one of: an L frequency band, a Ka frequency band, a Ku frequency band, another frequency band allocated for satellite communications, or a frequency band allocated for broadband communications.

**[0144]** 6. The method of any one of the preceding aspects, wherein establishing the second wireless communication link using the second modem tuned to the second frequency band comprises establishing the second wireless communication link using the second modem tuned to at least one of a Wi-Fi frequency band, a WiMAX frequency band, another frequency band allocated for terrestrial cellular radio communications, or a frequency band allocated for direct air-to-ground (ATG) communications.

**[0145]** 7. A method of for optimizing modem usage on a vehicle, the method including none or any one of the preceding aspects, and the method comprising: determining, at a processor of a data center, that the vehicle is in one of a plurality of port states, each port state of the plurality of port states being indicative of the vehicle being proximally located to a vehicle port, and the plurality of port states included in a plurality of flight states of the vehicle; causing, by the processor of the data center, a data communication tunnel to be established between the data center and a computing device located on-board the vehicle, the on-board computing device including a vehicle endpoint of the data communication tunnel, and the data communication tunnel supported by: a forward communication link having a direct connection to a first modem that is (i) fixedly connected to the vehicle, (ii) in a receive-only state, and (iii) tuned to a first frequency band; a reverse communication link having a direct connection to a second modem that is (i) fixedly connected to the vehicle, and (ii) tuned to a second frequency band; causing, by the processor of the data center while the vehicle is in the one of the plurality of port states, content data to be delivered to the on-board computing device using a forward link of the data communication tunnel supported by the forward communication link; and receiving feedback data, corresponding to the content data, at the data center via a reverse link of the data communication tunnel supported by the reverse communication link while the vehicle is in the one of the plurality of port states.

**[0146]** 8. The method of any one of the preceding aspects, wherein the vehicle is a particular vehicle, and wherein causing the content data to be delivered to the particular vehicle comprises causing, by the data center, the content data to be multicast to a plurality of vehicles, the plurality of vehicles including the particular vehicle.

**[0147]** 9. The method of any one of the preceding aspects, wherein at least one of: (i) establishing the data communication tunnel supported by the forward communication link having the direct connection to the first modem that is tuned to the first frequency band comprises establishing the data communication tunnel supported by the forward communication link having the direct connection to a first modem that is tuned to at least one of: an L frequency band, a Ka frequency band, a Ku frequency band, another frequency band allocated for satellite communications, or a frequency band allocated for broadband wireless communications; or (ii)

establishing the data communication tunnel including the reverse communication link having the direct connection to the second modem that is tuned to the second frequency band comprises establishing the data communication tunnel supported by the reverse communication link having the direct connection to a second modem that is tuned to at least one of: a Wi-Fi frequency band, a WiMAX frequency band, another frequency band allocated for terrestrial cellular radio communications, or a frequency band allocated for direct air-to-ground (ATG) radio communications.

**[0148]** 10. The method of any one of the preceding aspects, wherein establishing the data communication tunnel supported by the forward communication link and the reverse communication link comprises establishing the data communication tunnel supported by a forward communication link having a data transmission rate at least four times greater than a data transmission rate of the reverse communication link.

**[0149]** 11. A hybrid communications system for optimizing modem usage on a vehicle, the hybrid communications system configured to perform none or any one of the preceding aspects, and the hybrid communications system comprising: one or more processors and one or more non-transitory, tangible computer-readable storage media storing computer-executable instructions. The computer-executable instructions, when executed by the one or more processors, may cause the hybrid communications system to, when the vehicle is in one of a plurality of port states indicative of the vehicle being located proximate to a vehicle port, establish a data communication tunnel with a computing device fixedly connected to the vehicle, where the computing device is a recipient computing device and includes an endpoint of the data communication tunnel. The data communication tunnel may include: (a) a forward tunnel link supported at least in part by a forward communication link connected to a first modem that is (i) fixedly connected to the vehicle and communicatively connected to the recipient computing device, (ii) in a receive-only state, and (iii) tuned to a first frequency band; and (b) a reverse tunnel link supported at least in part by a reverse communication link connected to a second modem that is (i) fixedly connected to the vehicle and communicatively connected to the recipient computing device, and (ii) tuned to a second frequency band. The computer-executable instructions, when executed by the one or more processors, may cause the hybrid communications system to cause content data to be delivered to the recipient computing device via the forward tunnel link while the vehicle is in the one of the plurality of port states; and may cause the hybrid communications system to receive feedback data corresponding to the content data via the reverse tunnel link while the vehicle is in the one of the plurality of port states.

**[0150]** 12. The hybrid communications system of any one of the preceding aspects, wherein the first frequency band is one of: an L frequency band, a Ka frequency band, a Ku frequency band, another frequency band allocated for satellite communications, or another frequency band allocated for broadband wireless communications.

**[0151]** 13. The hybrid communications system of any one of the preceding aspects, wherein the second frequency band is one of: a Wi-Fi frequency band, a WiMAX frequency band, another frequency band allocated for terrestrial cellular radio communications, or a frequency band allocated for direct air-to-ground (ATG) radio communications.

**[0152]** 14. The hybrid communications system of any one of the preceding aspects, wherein the content data includes at

least one of: data that is for presentation on a user interface of a mobile device being temporarily transported by the vehicle, configuration data for configuring an on-board device fixedly connected to the vehicle, or executable instructions for execution by the on-board device fixedly connected to the vehicle.

**[0153]** 15. A hybrid communications system on a vehicle for optimizing modem usage on a vehicle, the hybrid communications system including none or any one of the preceding aspects, and the hybrid communications system comprising one or more processors and one or more non-transitory, tangible computer-readable storage media storing computer-executable instructions that, when executed by the one or more processors, may cause the hybrid communications system to determine that the vehicle is in one of a plurality of port states indicative of the vehicle being proximally located to a vehicle port. The computer-executable instructions may further cause the hybrid communications system to, based on the determination that the vehicle is in the one of the plurality of port states, cause a receive-only wireless communication link to be established on a first frequency band to which a first modem is tuned, where the first modem being fixedly connected to the vehicle. Additionally, the computer-executable instructions may cause the hybrid communications system to cause a bi-directional wireless communication link to be established on a second frequency band to which a second modem is tuned, the second modem being fixedly connected to the vehicle; receive content data onto the vehicle via the receive-only wireless communication link while the vehicle is in the one of the plurality of port states; and cause feedback data corresponding to the content data to be sent from the vehicle via the bi-directional wireless communication link while the vehicle is in the one of the plurality of port states.

**[0154]** 16. The hybrid communications system of any one of the preceding aspects, wherein the content data is included in a multicast transmission received onto the vehicle via the receive-only wireless communication link.

**[0155]** 17. The hybrid communications system of any one of the preceding aspects, wherein the computer-executable instructions, when executed by the one or more processors, further cause the hybrid communications system to extract the content data from the multicast transmission and cause the content data to be delivered, to a recipient device on-board the vehicle using a communications network contained within the vehicle, in a unicast transmission indicating the recipient device.

**[0156]** 18. The hybrid communications system of any one of the preceding aspects, wherein the receive-only wireless communication link is a high-speed portion of a forward data link of a data communication tunnel between a data center and a computing device that is fixedly connected to the vehicle, and wherein the bi-directional wireless communication link is a low-speed portion of a reverse data link of the data communication tunnel.

**[0157]** 19. The hybrid communications system of any one of the preceding aspects, wherein at least one of: (i) the first frequency band is one of the Ka frequency band, the Ku frequency band, another frequency band allocated for communications with satellites, or another frequency band allocated for broadband wireless communications; or (ii) the second frequency band is one of: a Wi-Fi frequency band; a WiMAX frequency band; another frequency band allocated for terrestrial wireless communications; or an air-to-ground frequency band that is allocated for data delivery, when the

vehicle is in-flight, directly between the second modem and a transceiver that is fixedly connected to a stationary structure in a terrestrial location.

**[0158]** 20. The hybrid communications system of any one of the preceding aspects, wherein the plurality of port states are determined based on at least one of: a geo-spatial location of the vehicle with respect to the vehicle port; a content of a wireless signal that is transmitted by a transceiver fixedly located at the vehicle port and received onto the vehicle; or a quality of the wireless signal transmitted by the transceiver fixedly located at the vehicle port and received onto the vehicle.

**[0159]** Thus, many modifications and variations may be made in the techniques, methods, and structures described and illustrated herein without departing from the spirit and scope of the present claims. Accordingly, it should be understood that the methods and apparatus described herein are illustrative only and are not limiting upon the scope of the claims.

What is claimed is:

**1.** A method of for optimizing modem usage on a vehicle, comprising:

determining, at a processor that is fixedly connected to the vehicle, that the vehicle is in one of a plurality of port states, each of the plurality of port states being indicative of the vehicle being located proximate to a vehicle port;

causing, by the processor, a first wireless communication link to be established at a first modem that is fixedly connected to the vehicle and that is tuned to a first frequency band, the establishment of the first wireless communication link (i) being based on the determination that the vehicle is in the one of the plurality of port states, and (ii) including causing the first modem to be in a receive-only state;

causing, by the processor, a second wireless communication link to be established at a second modem that is fixedly connected to the vehicle and that is tuned to a second frequency band, the second wireless communication link being established between the second modem and a transceiver that is fixedly connected to a structure external to and separate from the vehicle;

using the first wireless communication link as a forward link over which first data is able to be received onto the vehicle while the vehicle is in the one of the plurality of port states; and

using the second wireless communication link as a reverse link, corresponding to the forward link and having a maximum bandwidth less than a maximum bandwidth of the forward link, over which second data is able to be transmitted from the vehicle while the vehicle is in the one of the plurality of port states.

**2.** The method of claim **1**, wherein the vehicle is a particular vehicle, and the method further comprises receiving, onto the particular vehicle, a multicast transmission via the first wireless communication link, wherein the multicast transmission is multicast to a plurality of vehicles including the particular vehicle.

**3.** The method of claim **1**, wherein:

using the first wireless communication link as the forward link comprises using the first wireless communication link to support at least a portion of a forward link of a data communication tunnel between a computing device fixedly connected to the vehicle and a data center external to and separate from the vehicle;

using the second wireless communication link as the reverse link corresponding to the forward link comprises using the second wireless communication link to support at least a portion of a reverse link of the data communication tunnel;

the first data is provided by the data center; and

the second data is received at the data center.

**4.** The method of claim **1**, wherein:

determining the vehicle is in one of the plurality of port states comprises determining the vehicle is in one of a plurality of port states including weight-on-wheels, taxiing, parked, and stationary; or

the plurality of port states are included in a plurality of flight states of the vehicle.

**5.** The method of claim **1**, wherein establishing the first wireless communication link using the first modem tuned to the first frequency band comprises establishing the first wireless communication link using the first modem tuned to at least one of: an L frequency band, a  $K_u$  frequency band, a  $K_u$  frequency band, another frequency band allocated for satellite communications, or a frequency band allocated for broadband communications.

**6.** The method of claim **1**, wherein establishing the second wireless communication link using the second modem tuned to the second frequency band comprises establishing the second wireless communication link using the second modem tuned to at least one of a Wi-Fi frequency band, a WiMAX frequency band, another frequency band allocated for terrestrial cellular radio communications, or a frequency band allocated for direct air-to-ground (ATG) communications.

**7.** A method of for optimizing modem usage on a vehicle, comprising:

determining, at a processor of a data center, that the vehicle is in one of a plurality of port states, each port state of the plurality of port states being indicative of the vehicle being proximally located to a vehicle port, and the plurality of port states included in a plurality of flight states of the vehicle;

causing, by the processor of the data center, a data communication tunnel to be established between the data center and a computing device located on-board the vehicle, the on-board computing device including a vehicle endpoint of the data communication tunnel, and the data communication tunnel supported by:

a forward communication link having a direct connection to a first modem that is (i) fixedly connected to the vehicle, (ii) in a receive-only state, and (iii) tuned to a first frequency band;

a reverse communication link having a direct connection to a second modem that is (i) fixedly connected to the vehicle, and (ii) tuned to a second frequency band;

causing, by the processor of the data center while the vehicle is in the one of the plurality of port states, content data to be delivered to the on-board computing device using a forward link of the data communication tunnel supported by the forward communication link; and

receiving feedback data, corresponding to the content data, at the data center via a reverse link of the data communication tunnel supported by the reverse communication link while the vehicle is in the one of the plurality of port states.

**8.** The method of claim **7**, wherein the vehicle is a particular vehicle, and wherein causing the content data to be delivered to the particular vehicle comprises causing, by the data center,

the content data to be multicast to a plurality of vehicles, the plurality of vehicles including the particular vehicle.

9. The method of claim 7, wherein at least one of:

establishing the data communication tunnel supported by the forward communication link having the direct connection to the first modem that is tuned to the first frequency band comprises establishing the data communication tunnel supported by the forward communication link having the direct connection to a first modem that is tuned to at least one of: an L frequency band, a  $K_a$  frequency band, a  $K_u$  frequency band, another frequency band allocated for satellite communications, or a frequency band allocated for broadband wireless communications; or

establishing the data communication tunnel including the reverse communication link having the direct connection to the second modem that is tuned to the second frequency band comprises establishing the data communication tunnel supported by the reverse communication link having the direct connection to a second modem that is tuned to at least one of: a Wi-Fi frequency band, a WiMAX frequency band, another frequency band allocated for terrestrial cellular radio communications, or a frequency band allocated for direct air-to-ground (ATG) radio communications.

10. The method of claim 7, wherein establishing the data communication tunnel supported by the forward communication link and the reverse communication link comprises establishing the data communication tunnel supported by a forward communication link having a data transmission rate at least four times greater than a data transmission rate of the reverse communication link.

11. A hybrid communications system for optimizing modem usage on a vehicle, the hybrid communications system comprising:

one or more processors; and

one or more non-transitory, tangible computer-readable storage media storing computer-executable instructions that, when executed by the one or more processors, cause the hybrid communications system to, when the vehicle is in one of a plurality of port states indicative of the vehicle being located proximate to a vehicle port:

establish a data communication tunnel with a computing device fixedly connected to the vehicle, the computing device fixedly connected to the vehicle being a recipient computing device and including an endpoint of the data communication tunnel, and the data communication tunnel including:

a forward tunnel link supported at least in part by a forward communication link connected to a first modem that is (i) fixedly connected to the vehicle and communicatively connected to the recipient computing device, (ii) in a receive-only state, and (iii) tuned to a first frequency band;

a reverse tunnel link supported at least in part by a reverse communication link connected to a second modem that is (i) fixedly connected to the vehicle and communicatively connected to the recipient computing device, and (ii) tuned to a second frequency band;

cause content data to be delivered to the recipient computing device via the forward tunnel link while the vehicle is in the one of the plurality of port states; and

receive feedback data corresponding to the content data via the reverse tunnel link while the vehicle is in the one of the plurality of port states.

12. The hybrid communications system of claim 11, wherein the first frequency band is one of: an L frequency band, a  $K_a$  frequency band, a  $K_u$  frequency band, another frequency band allocated for satellite communications, or another frequency band allocated for broadband wireless communications.

13. The hybrid communications system of claim 11, wherein the second frequency band is one of: a Wi-Fi frequency band, a WiMAX frequency band, another frequency band allocated for terrestrial cellular radio communications, or a frequency band allocated for direct air-to-ground (ATG) radio communications.

14. The hybrid communications system of claim 11, wherein the content data includes at least one of: data that is for presentation on a user interface of a mobile device being temporarily transported by the vehicle, configuration data for configuring an on-board device fixedly connected to the vehicle, or executable instructions for execution by the on-board device fixedly connected to the vehicle.

15. A hybrid communications system on a vehicle for optimizing modem usage on a vehicle, the hybrid communications system comprising:

one or more processors; and

one or more non-transitory, tangible computer-readable storage media storing computer-executable instructions that, when executed by the one or more processors, cause the hybrid communications system to:

determine that the vehicle is in one of a plurality of port states indicative of the vehicle being proximally located to a vehicle port;

based on the determination that the vehicle is in the one of the plurality of port states, cause a receive-only wireless communication link to be established on a first frequency band to which a first modem is tuned, the first modem being fixedly connected to the vehicle;

cause a bi-directional wireless communication link to be established on a second frequency band to which a second modem is tuned, the second modem being fixedly connected to the vehicle;

receive content data onto the vehicle via the receive-only wireless communication link while the vehicle is in the one of the plurality of port states; and

cause feedback data corresponding to the content data to be sent from the vehicle via the bi-directional wireless communication link while the vehicle is in the one of the plurality of port states.

16. The hybrid communications system of claim 15, wherein the content data is included in a multicast transmission received onto the vehicle via the receive-only wireless communication link.

17. The hybrid communications system of claim 16, wherein the computer-executable instructions, when executed by the one or more processors, further cause the hybrid communications system to:

extract the content data from the multicast transmission; and

cause the content data to be delivered, to a recipient device on-board the vehicle using a communications network contained within the vehicle, in a unicast transmission indicating the recipient device.



18. The hybrid communications system of claim 15, wherein the receive-only wireless communication link is a high-speed portion of a forward data link of a data communication tunnel between a data center and a computing device that is fixedly connected to the vehicle, and wherein the bi-directional wireless communication link is a low-speed portion of a reverse data link of the data communication tunnel.

19. The hybrid communications system of claim 15, wherein at least one of:

the first frequency band is one of: the Ka frequency band, the Ku frequency band, another frequency band allocated for communications with satellites, or another frequency band allocated for broadband wireless communications; or

the second frequency band is one of:

- a Wi-Fi frequency band;
- a WiMAX frequency band;

another frequency band allocated for terrestrial wireless communications; or

an air-to-ground frequency band that is allocated for data delivery, when the vehicle is in-flight, directly between the second modem and a transceiver that is fixedly connected to a stationary structure in a terrestrial location.

20. The hybrid communications system of claim 15, wherein the plurality of port states are determined based on at least one of:

- a geo-spatial location of the vehicle with respect to the vehicle port;
- a content of a wireless signal that is transmitted by a transceiver fixedly located at the vehicle port and received onto the vehicle; or
- a quality of the wireless signal transmitted by the transceiver fixedly located at the vehicle port and received onto the vehicle.

\* \* \* \* \*