

FIG. 1

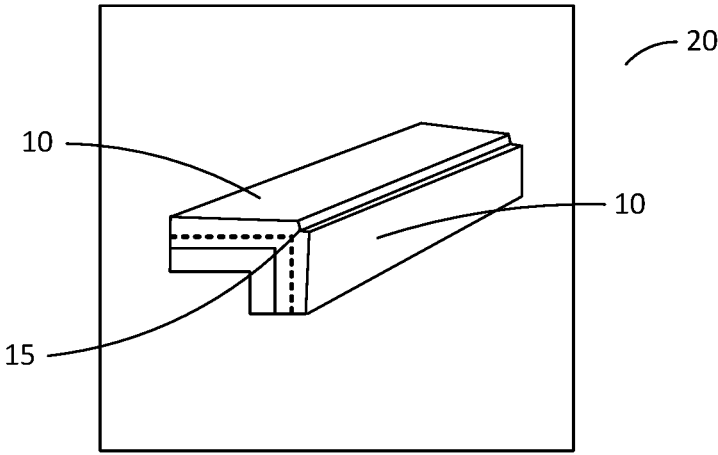


FIG. 2

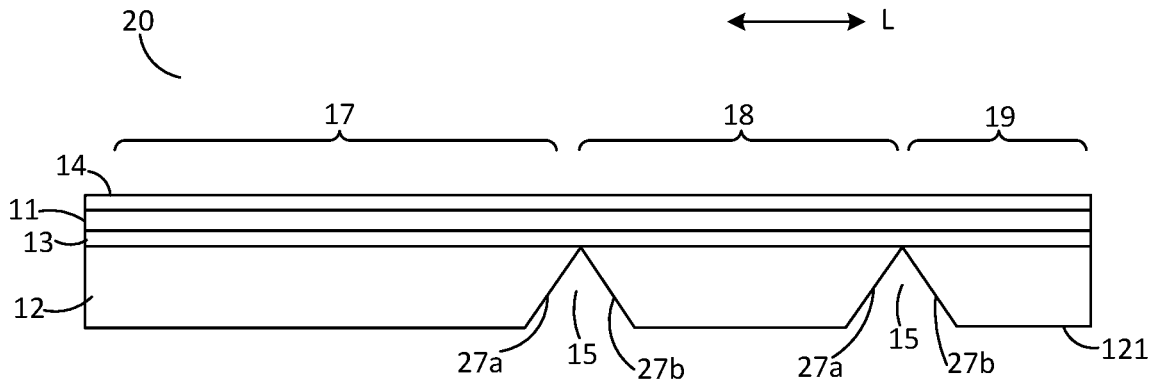


FIG. 3A

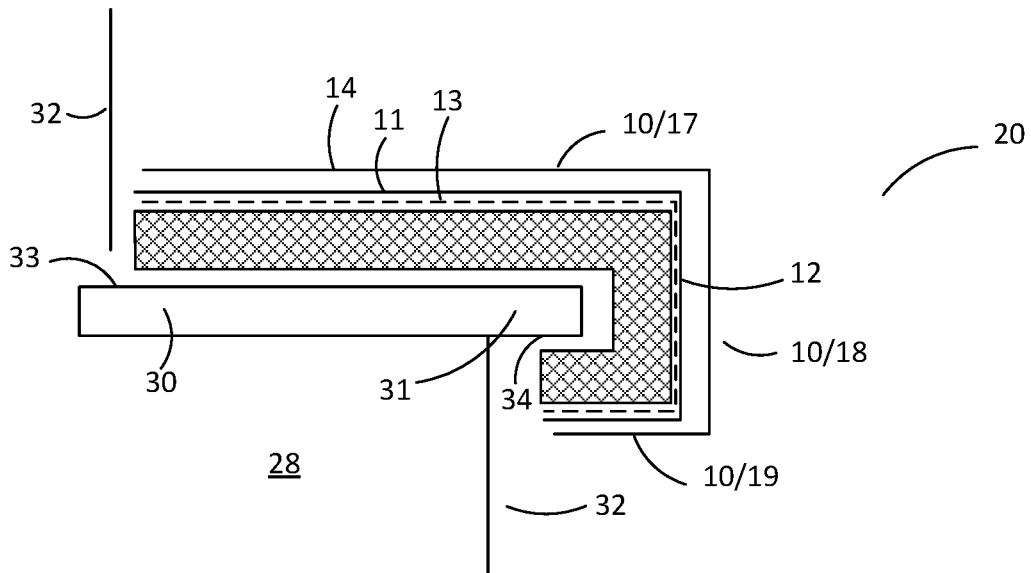


FIG. 3B

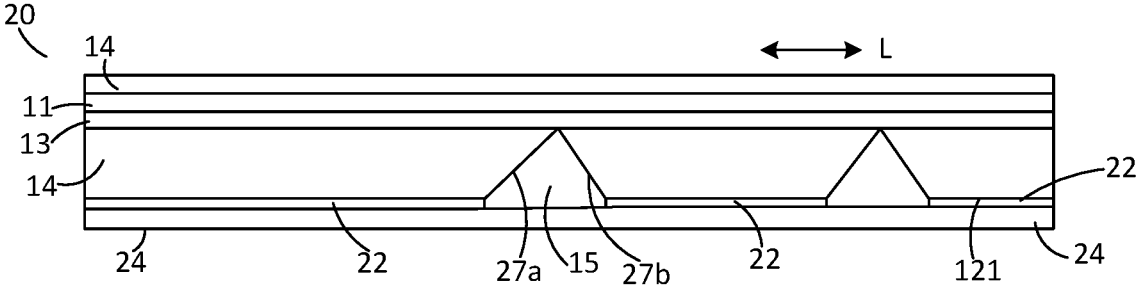


FIG. 4



FIG. 5A

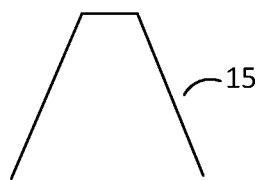


FIG. 5B

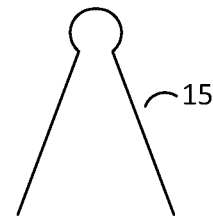


FIG. 5C

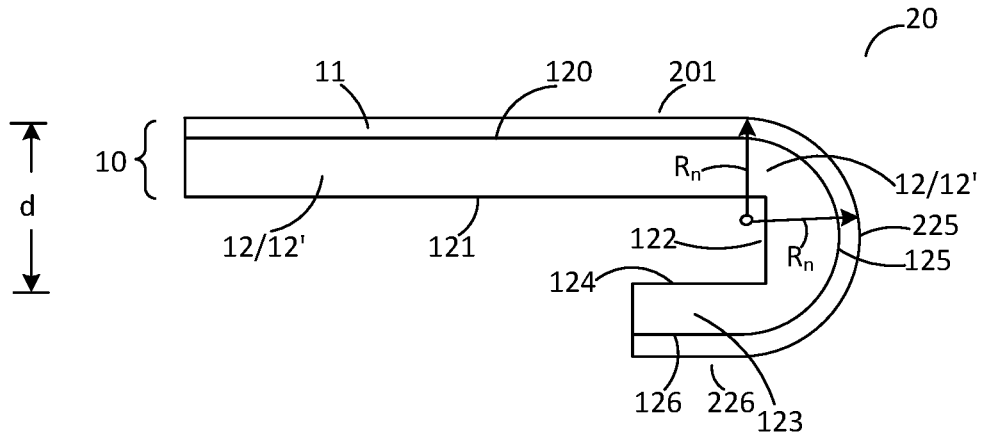


FIG. 6A

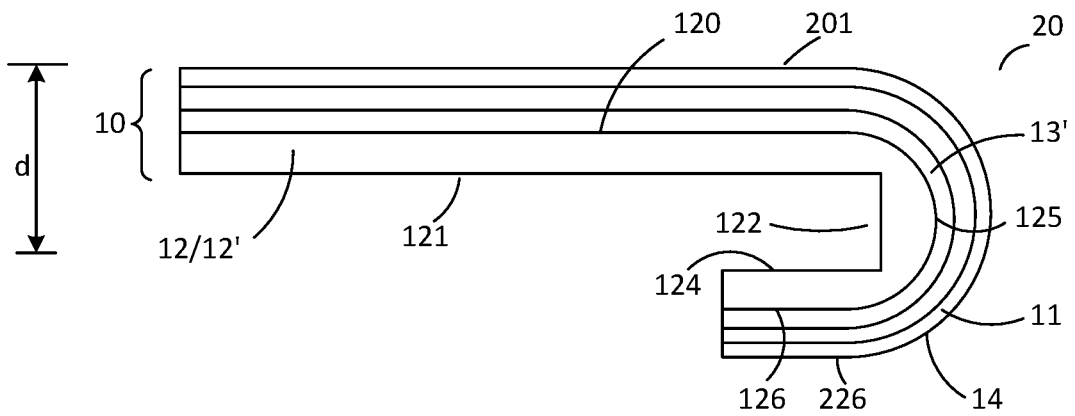


FIG. 6B

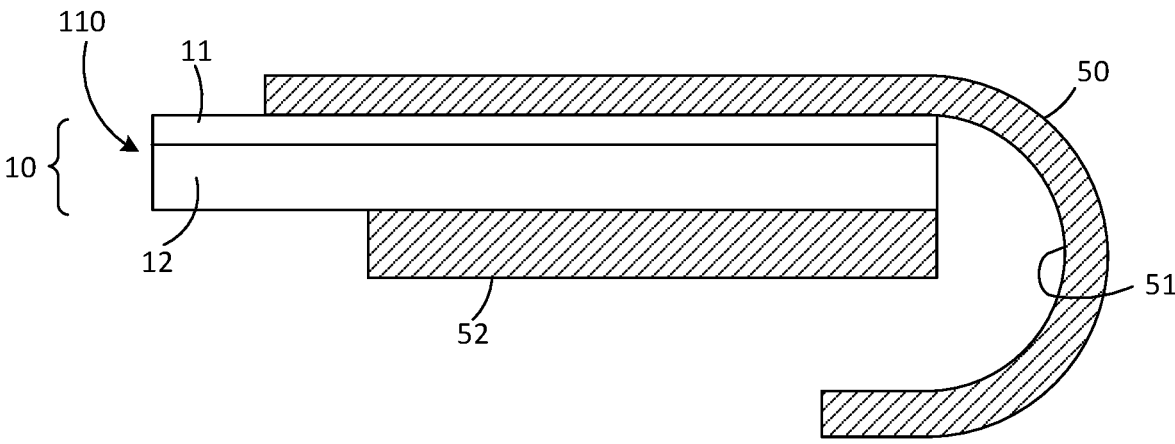


FIG. 7A

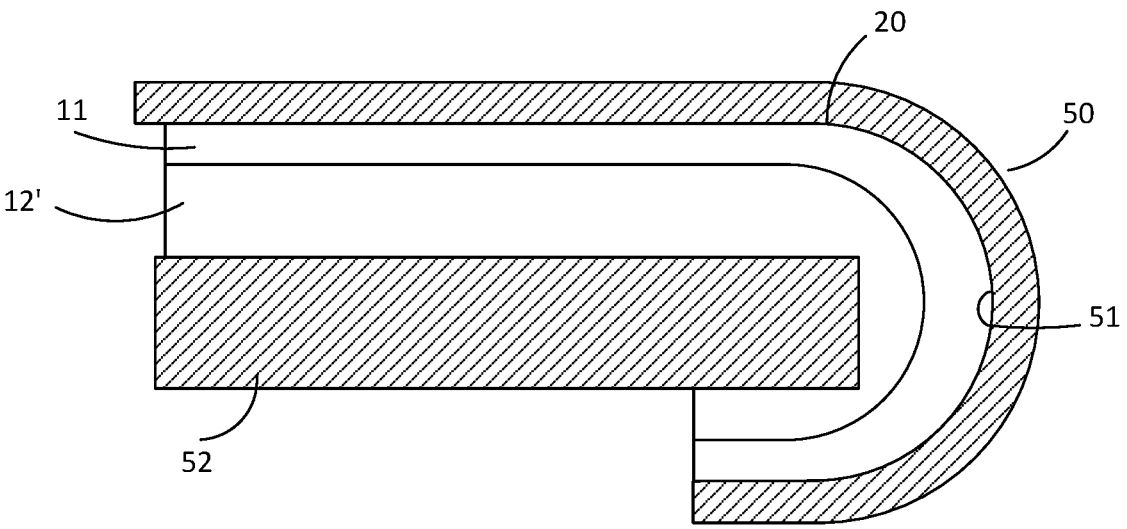


FIG. 7B

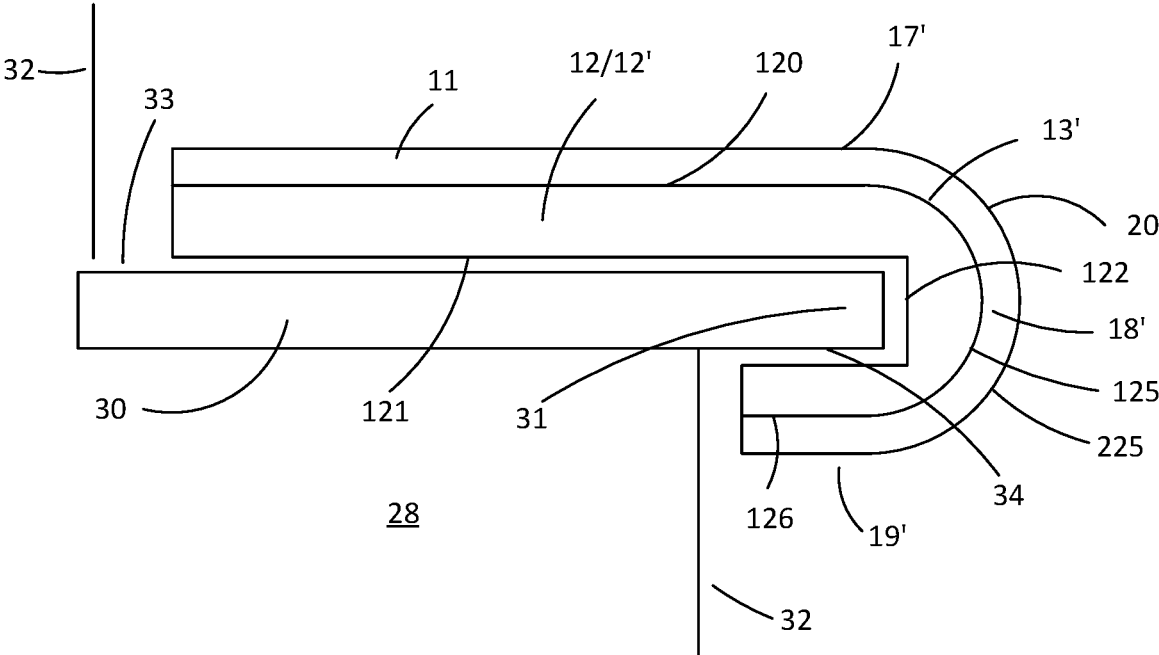


FIG. 8

**PREFABRICATED STAIR COMPONENTS
AND STAIR TREAD FINISH SYSTEMS AND
METHODS OF MAKING AND USING THE
SAME**

CROSS-REFERENCE TO RELATED
APPLICATIONS

[0001] This patent application claims the benefit of priority to U.S. Provisional Patent Application Ser. No. 62/752, 673 filed on Oct. 30, 2018 and entitled “PREFABRICATED STAIR COMPONENTS AND STAIR TREAD FINISH SYSTEMS AND METHODS OF MAKING AND USING THE SAME,” the subject matter of which is hereby incorporated by reference in its entirety.

FIELD OF THE INVENTION

[0002] The present invention relates generally to prefabricated stair components and stair tread finish systems. The present invention further relates to methods of making and using prefabricated stair components and stair tread finish systems.

BACKGROUND OF THE INVENTION

[0003] Historically, when designing a prefabricated staircase, the finish material characteristics of the stair system must be engineered into the structure of the staircase at the onset of construction. Due to Building Code constraints, the dimensions, qualities and material characteristics, restrict the options for material selection. Specifically, when the tread is considered. Prior to the introduction of prefabricated stairs, treads were primarily made of oak. Treads were installed by the trim carpenter after completion of sheetrock and well after the roof was installed. Later, carpet began to replace the oak finished tread as an inexpensive alternative to Oak.

[0004] The move towards hardwood flooring and away from the use of carpet in US domestic residences over the last 20 years has also been reflected in preference for staircase finishing used in the same homes. In the past, homeowners preferred to use carpeting to cover stairs. Today, hardwood or hardwood effect finishing's have now become very popular in new construction, and a strong after-market demand also exists for stair re-finishing now exists among current homeowners.

[0005] Today, prefabricated staircases are installed in new construction prior to the roof, to give construction workers second floor access during construction, and is a quick and inexpensive alternative to the traditional stair construction methods. However, the timing of the installation of the stairs has caused a problem in the industry. The finished material of the prefab staircase must be determined before the house begins construction. If the homeowner wants their staircase to have oak as the tread, then the staircase will be exposed to weather conditions and construction hazards that can damage the staircase and render it unacceptable.

[0006] To solve the problem of damage to the stair finishing, there is a demand for a quick and simple-to-install system of staircase hardwood and hardwood effect finishing for new and existing domestic residential construction, that allows the homeowner to specify the finish of the stair tread and risers, but which also ensures that the staircase remains in code compliance, including the first and the last step on the staircase, and ensures that this final decision is made by

the owner and installed once the contract for the house has been signed, rather than being selected by the builder.

SUMMARY OF THE INVENTION

[0007] The present invention is directed to new prefabricated stair components and stair tread finish systems that enable quick covering of stairs and stair components. The disclosed prefabricated stair and stair tread finish systems provide an aesthetically pleasing look, as well as protection from wear via a quick installation process.

[0008] In some embodiments of the present invention, the prefabricated stair components of the present invention comprise a composite stair component, the composite stair component comprising: a decorative finish layer comprising wood, textured or non-textured paper, a veneer layer, or any combination thereof a support layer comprising wood, medium density fiberboard (MDF), polyvinyl chloride (PVC), a polymeric material, a composite material, or any combination thereof; and a hinge layer positioned between the decorative finish layer and the support layer, the hinge layer comprising a film layer, a fiber-containing layer, a fabric layer, or any combination thereof In some embodiments, the composite stair component further comprises a protective surface wear layer over the decorative finish layer, the protective surface wear layer comprising at least one resin or polymeric material.

[0009] In some embodiments of the present invention, the prefabricated stair components of the present invention comprise a composite stair component, the composite stair component comprising: a decorative finish layer comprising wood, textured or non-textured paper, a veneer layer, or any combination thereof and a support layer comprising wood, medium density fiberboard (MDF), polyvinyl chloride (PVC), a polymeric material, a composite material, or any combination thereof; and a composite profile such that the support layer comprises a molded support layer having an upper support layer surface, a lower support layer surface, and an inner support layer edge surface, at least a portion of the inner support layer edge surface being substantially perpendicular to the lower support layer surface. The composite profile may further comprise an adhesive layer between the decorative layer and the support layer; a protective surface wear layer over the decorative finish layer, the protective surface wear layer comprising at least one resin or polymeric material; or both the adhesive layer and the protective surface wear layer.

[0010] The present invention is further directed to methods of making prefabricated stair components and stair tread finish systems. In some embodiments, the method of making a prefabricated stair and stair tread finish systems comprises forming a composite stair component comprising: a decorative finish layer comprising wood, textured or non-textured paper, a veneer layer, or any combination thereof a support layer comprising wood, medium density fiberboard (MDF), polyvinyl chloride (PVC), a polymeric material, a composite material, or any combination thereof; and a hinge layer positioned between the decorative finish layer and the support layer, the hinge layer comprising a film layer, a fiber-containing layer, a fabric layer, or any combination thereof. The method of forming the composite stair component may comprise one or more laminating steps, as well as additional steps discussed below.

[0011] In other embodiments, the method of making a prefabricated stair and stair tread finish systems comprises

assembling (i) a decorative finish layer comprising, for example, wood, textured or non-textured paper, a veneer layer, or any combination thereof and (ii) a support layer comprising, for example, wood, medium density fiberboard (MDF), polyvinyl chloride (PVC), a polymeric material, a composite material, or any combination thereof, with one another, and molding the decorative finish layer and the support layer.

[0012] The present invention is even further directed to methods of using prefabricated stair components and stair tread finish systems. In some embodiments, the method of using a prefabricated stair and stair tread finish system comprises covering at least a portion of a stair with a composite stair component comprising: a decorative finish layer comprising wood, textured or non-textured paper, a veneer layer, or any combination thereof; a support layer comprising wood, medium density fiberboard (MDF), polyvinyl chloride (PVC), a polymeric material, a composite material, or any combination thereof; and a hinge layer positioned between the decorative finish layer and the support layer, the hinge layer comprising a film layer, a fiber-containing layer, a fabric layer, or any combination thereof.

[0013] These and other features and advantages of the present invention will become apparent after a review of the following detailed description of the disclosed embodiments and the appended claims.

BRIEF DESCRIPTION OF THE FIGURES

[0014] The present invention is further described with reference to the appended figure, wherein:

[0015] FIG. 1 depicts an exemplary composite stair component of the present invention;

[0016] FIG. 2 depicts an exemplary composite stair component system using two exemplary composite stair components shown in FIG. 1; and

[0017] FIGS. 3A-3B depict an exemplary stair tread finish system using the exemplary composite stair component shown in FIG. 1, miter cut in two locations;

[0018] FIG. 4 depicts the exemplary stair tread finish system shown in FIG. 3A with optional attachment system layer and backing layer;

[0019] FIGS. 5A-5C depict exemplary miter cut shapes that could be used in the exemplary stair tread finish system shown in FIGS. 3A-3B;

[0020] FIGS. 6A-6B depict additional exemplary composite stair components of the present invention;

[0021] FIGS. 7A-7B depict process steps for forming either of the exemplary composite stair components shown in FIGS. 6A-6B; and

[0022] FIG. 8 depicts an exemplary stair tread finish system using the exemplary composite stair component shown in FIG. 6A.

DETAILED DESCRIPTION OF THE INVENTION

[0023] The present invention is directed to prefabricated stair components and stair tread finish systems. The present invention is further directed to methods of making and using prefabricated stair components and stair tread finish systems.

I. Prefabricated Stair Components and Stair Tread Finish Systems

[0024] The present invention is directed to prefabricated stair components 10 and stair tread finish systems 20. In some embodiments, the prefabricated stair components 10 and stair tread finish systems 20 of the present invention comprise a composite stair component 10 comprising up to four layers as shown in FIG. 1: (1) an optional wear surface layer 14 comprising at least one polymeric material (desirably, an optically clear (e.g., transparent or translucent) plastic-type protectant, e.g., a polyurethane); (2) a finish layer 11 comprising wood, textured or non-textured paper, a veneer layer, or any combination thereof; (3) a hinging layer 13 comprising a textile fabric (e.g., a nonwoven or other fabric layer); and (4) a support layer 12 comprising wood, medium density fiberboard (MDF), polyvinyl chloride (PVC), or any combination thereof.

[0025] As shown in FIG. 2, the prefabricated stair component 10 is capable of being miter-cut, as illustrated, to create a simple stair tread finish system 20, which covers the tread 30 of stairs 28 and can be installed so as to surround the nose 31 of the stairs 28 and ensure that the staircase 28 remains within code. FIG. 3 illustrates one way in which the prefabricated stair component 10 and stair tread finish systems 20 of the present invention could be applied.

[0026] As shown in FIGS. 1-3B, the prefabricated stair component 10 may comprise four layers, each layer providing features as discussed herein. As shown in FIGS. 3A-3B, an exemplary stair tread finish system 20 of the present invention comprises three outer layer components designed to be conformed around a stair 28: (1) a tread component 17 applied to the horizontal surface 33 of the tread 30 of stair 28, (2) a vertical nose 'facing' component 18 applied to the vertical section of the nose 31, and (3) an 'under-nose' facing component 19 applied horizontally to the bottom section of the nose 31.

[0027] As shown in FIG. 4, an exemplary stair tread finish system 20 of the present invention may further comprise an optional attachment system 22 and an optional backing layer 24. Optional attachment system 22 may comprise, for example, a pressure sensitive adhesive suitable for bonding exemplary stair tread finish system 20 to stair 28 as discussed above. Optional backing layer 24 may comprise a removable sheet material (e.g., a paper layer, a film layer, a fiber-reinforced film layer, a scrim layer, etc.) that provides temporary protection to attachment system 22 (e.g., a release liner backing layer). Alternatively, optional attachment system 22 and optional backing layer 24 may be replaced with a single backing layer 24 (e.g., a paper layer, a film layer, a fiber-reinforced film layer, a scrim layer, etc.) that remains on exemplary stair tread finish system 20 during and after installation of exemplary stair tread finish system 20 onto a stair 28.

[0028] As shown in FIGS. 2-4, exemplary stair tread finish system 20 can be mitered at a 45 degree angle (or a V-groove) through support material 12, with a contiguous edge (e.g., formed by decorative layer 11 and wear layer 14) to facilitate forming a 90 degree turn between components 17 and 18, as well as between components 18 and 19 to facilitate easy folding of exemplary stair tread finish system 20 which, importantly, will also remain in full alignment during installation.

[0029] The miter cut 15 may be a simple "V" shaped groove, or it could be in the form of a complex shape. See,

for example, exemplary miter cuts **15** shown in FIGS. 5A-5C. The shape of the bottom of the miter cut **15** could include a truncated “v” shape (see FIG. 5B), or a small circle (see FIG. 5C) or what is akin to almost the negative shape of a chamfer at the bottom.

[0030] Some shapes may work better in construction environments, as they are more forgiving of ingress of sawdust or other materials into the hinge mitered area **15**. Such particulate contamination may distort the fold, thereby adding more stress to the external decorative and protective surface **11/14** on the outside of the hinge **13**.

[0031] Another possible feature is one in which the two surfaces **27a** and **27b**, which come together in the hinge (see, FIG. 3A), snap or attach in some other way together (e.g., hook and loop material, adhesive, etc.) locking the hinge in place, further stabilizing and securing the components **17/18/19** of the folded exemplary stair tread finish system **20**. Other similar interlocking shapes (i.e., along each of the two surfaces **27a** and **27b**) can be considered that might be easier to cut and manufacture.

[0032] In other embodiments, the prefabricated stair components **10** and stair tread finish systems **20** of the present invention comprise a composite stair component **10** comprising two or more layers as shown in FIGS. 6A-6B: (1) an optional wear surface layer **14** comprising at least one polymeric material (desirably, an optically clear (e.g., transparent or translucent) plastic-type protectant, e.g., a polyurethane); (2) a finish layer **11** comprising, for example, wood, textured or non-textured paper, a veneer layer, or any combination thereof; (3) an optional adhesive layer **13'** comprising a liquid or solid adhesive (e.g., a thermoplastic film that, when heated, provides adhesive properties); and (4) a molded support layer **12'** comprising, for example, wood, medium density fiberboard (MDF), polyvinyl chloride (PVC), or any combination thereof.

[0033] More details of suitable materials for each layer within the composite stair component **10** are provided below:

[0034] Protective Surface Wear Layer

[0035] The optional, desirably clear (e.g., transparent) protective layer **14** may be a resinous type material, such as an epoxy, or polyurethane, or melamine formaldehyde or methylol-melamine resin, or it could be a curing cross-linking varnish overcoat, or it could be a UV-curable acrylate type material. The protective layer **14** desirably has enough flexibility to be able to be bent (i.e., 90°) at the point of the hinge, yet be durable enough to withstand wear under foot.

[0036] Decorative Layer

[0037] The decorative layer **11** may be a layer of laminate flooring, which simulates wood (or sometimes stone) with a photographic applique layer under a clear protective layer. The decorative layer **11** may be formed from layers of printed paper, which have been impregnated with a resin such as a urea formaldehyde, melamine formaldehyde, methylol-melamine, epoxy or similar resin, and cured to form a solid decorative composite.

[0038] Alternatively, the decorative layer may comprise a stack of paper in a composite with numerous similar wood-grain effect impressions, and be strong and durable enough that the material does not need a wear-resistant over coating **14**.

[0039] Hinge Layer

[0040] A material with a flexible, durable hinge. This material may be a textile, nonwoven or an open scrim material, or a hinge polymer material continuous sheet, or an array of aligned fibers (e.g. glass or a ceramic) bonded to the laminate surface layer, or an adhesive layer with or without fiber reinforcement. The hinge layer **13** (also referred to as a “tie layer”) is designed to hold the components and materials in place and allow them to (i) fold through 90-degrees during the process of attachment installation in some embodiments or (ii) be molded and bent during a molding process in other embodiments. It is not entirely necessary for the hinge layer **13** to be present for the entire length and width of the composite stair component **10**, however, it may be desirable.

[0041] The hinge material **13** could include numerous polymers and polymer types (e.g., thermoplastic polymers). Poly(ethylene terephthalate) or PET forms a useful and durable hinge, as do nylons, poly (olefins) such as polypropylene and polyethylene, poly (acrylonitrile). Crosslinking adhesive systems (e.g., acrylics, methacrylics, epoxies, etc.) may also be used as the hinge material **13**.

[0042] In some embodiments, the hinge layer **13** comprises a hinge polymer material continuous sheet formed from a thermoplastic material that acts as an adhesive layer when heated. See, for example, exemplary composite stair component **10** shown in FIG. 6B.

[0043] Support/Stabilization Layer

[0044] The support/stabilization layer **12** may be a polyvinyl chloride (PVC) material or a composite of melamine resin and fiber board or other high density fiber board. Other materials may be used including, but not limited to, wood, various polymers, polyethylene, high density polyethylene, polypropylene, polybutylene, polyester, polyamide, and other materials generally described as thermoplastic polymer materials and thermoplastic resins.

[0045] In some embodiments, the support/stabilization layer **12** comprises any one or combination of the above-mentioned materials formed into a molded support layer **12'** having an upper support layer surface **120**, a lower support layer surface **121**, and an inner support layer edge surface **122**, at least a portion of the inner support layer edge surface **122** being substantially perpendicular to the lower support layer surface **121**. See, for example, exemplary composite stair component **10** shown in FIGS. 6A-6B and **8**.

II. Methods of Making Prefabricated Stair Components and Stair Tread Finish Systems

[0046] The present invention is also directed to methods of making prefabricated stair components **10** and stair tread finish systems **20**. Composite stair component **10** may be made using conventional laminating techniques. For example, each of layers **11** to **14** may be formed separately, and then combined during a laminating step. Alternatively, each layer **11** to **14** may be formed on a previously provided layer (e.g., hinge layer **13** is attached to support layer **12**, then decorative layer **11** is formed on hinge layer **13**, etc.).

[0047] In some embodiments, two or more of layers **11** to **14** may be assembled with one another and subsequently molded to form a composite stair component **10** having a molded support layer **12'** as shown in FIGS. 7A-7B.

[0048] Once formed, the stair tread finishing system **20** may be attached to pre-fabricated stairs **28** using any one of the following attachment systems:

- [0049] Liquid adhesive (e.g., PVC Compound)
- [0050] Pressure sensitive adhesive, coated onto the underside of the cover, and protected by siliconized removable paper,
- [0051] Industrial strength double-sided tape (e.g., VHB-tape 3M (VHB=Very High Bond))
- [0052] Industrial Hook and Loop
- [0053] Countersunk Screws
- [0054] Other attachment system.

III. Methods of Using Prefabricated Stair and Stair Tread Finish Systems

[0055] The present invention is also directed to methods of using prefabricated stair components **10** and stair tread finish systems **20**. As shown in FIGS. **3A-3B** and **8**, methods of using the prefabricated stair components **10** and stair tread finish systems **20** of the present invention include covering at least a portion of a stair **28** with the prefabricated stair component **10** and/or stair tread finish system **20**.

[0056] The present invention will be further described in the following additional embodiments, examples, and claims.

Additional Embodiments

[0057] Prefabricated Composite Stair Components

[0058] 1. A composite stair component **10** comprising: a decorative finish layer **11** comprising wood, textured or non-textured paper, a veneer layer, or any combination thereof; a support layer **12** comprising wood, medium density fiberboard (MDF), polyvinyl chloride (PVC), a polymeric material, a composite material, or any combination thereof; and at least one of: a hinge layer **13** positioned between said decorative finish layer **11** and said support layer **12**, said hinge layer **13** comprising a film layer, a fiber-containing layer, a fabric layer, or any combination thereof; and a composite profile such that the support layer **12** comprises a molded support layer **12'** having an upper support layer surface **120**, a lower support layer surface **121**, and an inner support layer edge surface **122**, at least a portion of the inner support layer edge surface **122** being substantially perpendicular to the lower support layer surface **121**.

[0059] 2. The composite stair component **10** of embodiment 1, wherein the support layer **12/12'** comprises wood.

[0060] 3. The composite stair component **10** of embodiment 1 or 2, wherein the support layer **12/12'** comprises medium density fiberboard (MDF).

[0061] 4. The composite stair component **10** of any one of embodiments 1 to 3, wherein the support layer **12/12'** comprises polyvinyl chloride (PVC).

[0062] 5. The composite stair component **10** of any one of embodiments 1 to 4, wherein the support layer **12/12'** comprises a composite material comprising melamine resin and fiber board or other high density fiber board.

[0063] 6. The composite stair component **10** of any one of embodiments 1 to 5, wherein the decorative finish layer **11** comprises wood.

[0064] 7. The composite stair component **10** of any one of embodiments 1 to 6, wherein the decorative finish layer **11** comprises textured paper.

[0065] 8. The composite stair component **10** of any one of embodiments 1 to 7, wherein the decorative finish layer **11** comprises non-textured paper.

[0066] 9. The composite stair component **10** of any one of embodiments 1 to 8, wherein the decorative finish layer **11** comprises a veneer layer.

[0067] 10. The composite stair component **10** of any one of embodiments 1 to 9, wherein the decorative finish layer **11** further comprises a resin that coats, impregnates and/or encompasses the wood, the textured or non-textured paper, and/or the veneer layer.

[0068] 11. The composite stair component **10** of any one of embodiments 1 to 10, wherein the hinge layer **13** is present and comprises a film layer.

[0069] 12. The composite stair component **10** of any one of embodiments 1 to 11, wherein the hinge layer **13** is present and comprises a fiber-containing layer.

[0070] 13. The composite stair component **10** of embodiment 12, wherein the fiber-containing layer comprises at least one layer of unidirectional fibers extending in a length direction **L**.

[0071] 14. The composite stair component **10** of any one of embodiments 1 to 13, wherein the hinge layer **13** is present and comprises a fabric layer.

[0072] 15. The composite stair component **10** of embodiment 14, wherein the fabric layer comprises a woven fabric, a nonwoven fabric, a knit fabric, or any combination thereof.

[0073] 16. The composite stair component **10** of any one of embodiments 1 to 15, wherein the composite stair component **10** comprises the composite profile.

[0074] 17. The composite stair component **10** of any one of embodiments 1 to 16, wherein the molded support layer **12'** further comprises a lower support layer portion **123** extending (i) substantially perpendicular to the inner support layer edge surface **122** and (ii) substantially parallel with and below the lower support layer surface **121**. See, for example, FIG. **6A-6B**.

[0075] 18. The composite stair component **10** of embodiment 17, wherein the lower support layer portion **123** comprises an upper inner support layer surface **124** below the lower support layer surface **121**, and the upper inner support layer surface **124** is a distance **d** from an upper composite profile surface **201**. See, for example, FIG. **6A-6B**.

[0076] 19. The composite stair component **10** of embodiment 18, wherein distance **d** is less than or equal to 1.0 inch (in.).

[0077] 20. The composite stair component **10** of any one of embodiments 1 to 19, wherein the molded support layer **12'** further comprises an outer support layer front edge surface **125**, wherein (i) the outer support layer front edge surface **125** extends from and is connect to the upper support layer surface **120**, and (ii) at least a portion of the outer support layer edge surface **125** extends below the lower support layer surface **121**. See, for example, FIG. **6A-6B**.

[0078] 21. The composite stair component **10** of embodiment 20, wherein the upper support layer surface **120** and the outer support layer front edge surface **125** form a first curved surface profile.

[0079] 22. The composite stair component **10** of embodiment 20 or 21, wherein the molded support layer **12'** further comprises an outer lowermost support layer edge surface **126**, wherein (i) the outer lowermost support layer edge surface **126** extends from and is connected to the outer support layer front edge surface **125**, and (ii) at least

- a portion of the outer lowermost support layer edge surface **126** extends below the upper inner support layer surface **124**. See, for example, FIG. 6A-6B.
- [0080] 23. The composite stair component **10** of embodiment 22, wherein the upper support layer surface **120** and the outer support layer front edge surface **125** and the outer lowermost support layer edge surface **126** form a second curved surface profile.
- [0081] 24. The composite stair component **10** of any one of embodiments 1 to 23, wherein the composite stair component **10** comprises an upper composite profile surface **201** and an outer composite profile front edge surface **225**, and (i) the outer composite profile front edge surface **225** extends from and is connect to the upper composite profile surface **201**, and (ii) at least a portion of the outer composite profile edge surface **225** extends below the lower support layer surface **121**. See, for example, FIGS. 6A-6B.
- [0082] 25. The composite stair component **10** of embodiment 24, wherein the upper composite profile surface **201** and the outer composite profile front edge surface **225** form a third curved surface profile having a nose radius R_n . See, for example, FIG. 6A.
- [0083] 26. The composite stair component **10** of embodiment 25, wherein the nose radius R_n is less than or equal to 0.5 in.
- [0084] 27. The composite stair component **10** of any one of embodiments 24 to 26, wherein the composite stair component **10** further comprises an outer lowermost composite profile edge surface **226**, wherein (i) the outer lowermost composite profile edge surface **226** extends from and is connected to the outer composite profile front edge surface **225**, and (ii) at least a portion of the outer lowermost composite profile edge surface **226** extends below the upper inner support layer surface **124**. See, for example, FIG. 6A.
- [0085] 28. The composite stair component **10** of embodiment 27, wherein the upper composite profile surface **201** and the outer composite profile front edge surface **225** and the outer lowermost composite profile edge surface **226** form a fourth curved surface profile.
- [0086] 29. The composite stair component **10** of embodiment 27 or 28, wherein the decorative finish layer **11** extends along the upper composite profile surface **201**, the outer composite profile front edge surface **225**, and the outer lowermost composite profile edge surface **226**.
- [0087] 30. The composite stair component **10** of any one of embodiments 24 to 28, wherein the decorative finish layer **11** extends along the upper composite profile surface **201** and the outer composite profile front edge surface **225**.
- [0088] 31. The composite stair component **10** of any one of embodiments 1 to 30, further comprising an adhesive layer **13'** positioned between the decorative finish layer **11** and the molded support layer **12'**.
- [0089] 32. The composite stair component **10** of embodiment 31, wherein the adhesive layer **13'** comprises a thermoplastic polymer adhesive or a crosslinking adhesive.
- [0090] 33. The composite stair component **10** of any one of embodiments 1 to 32, further comprising: a protective surface wear layer **14** over said decorative finish layer **11**, said protective surface wear layer **14** comprising at least one resin or polymeric material.
- [0091] 34. The composite stair component **10** of embodiment 33, wherein the protective surface wear layer **14** comprises an optically clear (e.g., transparent) resin or polymeric material.
- [0092] 35. The composite stair component **10** of embodiment 33 or 34, wherein the protective surface wear layer **14** comprises an epoxy resin.
- [0093] 36. The composite stair component **10** of embodiment 33 or 34, wherein the protective surface wear layer **14** comprises a polyurethane.
- [0094] 37. The composite stair component **10** of embodiment 33 or 34, wherein the protective surface wear layer **14** comprises an acrylate or acrylic resin or polymer.
- [0095] 38. The composite stair component **10** of any one of embodiments 1 to 37, wherein each of (i) the decorative layer **11**, (ii) the support layer **12**, (iii) the hinge layer **13**, (iv) the molded support layer **12'**, (v) the adhesive layer **13'**, and (vi) the optional protective wear layer **14**, when present, independently has a layer thickness of from about 0.5 millimeters (mm) to about 40 mm (or any value between 0.5 mm and 40 mm, including 0.5 mm and 40 mm, in increments of 0.1 mm, for example, 2.5 mm, or any range of values between 0.5 mm and 40 mm, including 0.5 mm and 40 mm, in increments of 0.1 mm, for example, from about 2.1 mm to about 2.8 mm).
- [0096] 39. The composite stair component **10** of any one of embodiments 1 to 38, wherein when present, (i) the decorative layer **11** has a layer thickness of from about 0.5 mm to about 5.0 mm (or any value between 0.5 mm and 5.0 mm, including 0.5 mm and 5.0 mm, in increments of 0.1 mm, for example, 1.2 mm, or any range of values between 0.5 mm and 5.0 mm, including 0.5 mm and 5.0 mm, in increments of 0.1 mm, for example, from about 0.8 mm to about 1.8 mm), (ii) the support layer **12** has a layer thickness of from about 5.0 mm to about 25.0 mm (or any value between 5.0 mm to about 25.0 mm, including 5.0 mm to about 25.0 mm, in increments of 0.1 mm, for example, 10.2 mm, or any range of values between 5.0 mm to about 25.0, including 5.0 mm to about 25.0 mm, in increments of 0.1 mm, for example, from about 15.2 mm to about 21.8 mm), (iii) the hinge layer **13** has a layer thickness of from about 0.5 mm to about 5.0 mm (or any value between 0.5 mm and 5.0 mm, including 0.5 mm and 5.0 mm, in increments of 0.1 mm, for example, 2.2 mm, or any range of values between 0.5 mm and 5.0 mm, including 0.5 mm and 5.0 mm, in increments of 0.1 mm, for example, from about 1.8 mm to about 2.5 mm), (iv) the molded support layer **12'** has a layer thickness of from about 5.0 mm to about 25.0 mm (or any value between 5.0 mm to about 25.0 mm, including 5.0 mm to about 25.0 mm, in increments of 0.1 mm, for example, 10.2 mm, or any range of values between 5.0 mm to about 25.0, including 5.0 mm to about 25.0 mm, in increments of 0.1 mm, for example, from about 15.2 mm to about 21.8 mm), (v) the adhesive layer **13'** has a layer thickness of from about 0.5 mm to about 5.0 mm (or any value between 0.5 mm and 5.0 mm, including 0.5 mm and 5.0 mm, in increments of 0.1 mm, for example, 2.2 mm, or any range of values between 0.5 mm and 5.0 mm, including 0.5 mm and 5.0 mm, in increments of 0.1 mm, for example, from about 1.8 mm to about 2.5 mm), and (vi) optional protective wear layer **14** has a layer thickness of from about 0.5 mm to about 5.0 mm (or any value between 0.5 mm and 5.0 mm, including 0.5 mm and 5.0 mm, in increments of 0.1 mm, for example, 1.2 mm, or any range of values between 0.5 mm

and 5.0 mm, including 0.5 mm and 5.0 mm, in increments of 0.1 mm, for example, from about 0.8 mm to about 1.8 mm).

[0097] 40. The composite stair component **10** of any one of embodiments 1 to 39, wherein the support layer **12** or the molded support layer **12'** represents about 50% or more (or any value between about 50% and about 97%, including 50% and 97%, in increments of 0.1%, for example, 67.4%, or any range of values between 50% and 97%, including 50% and 97%, in increments of 0.1%, for example, from about 50.0% to about 65.7%) of an overall thickness of the composite stair component **10**.

[0098] 41. The composite stair component **10** of any one of embodiments 1 to 15 and 33 to 40, further comprising: one or more mitered cuts **15** within and through the support layer **12**.

[0099] 42. The composite stair component **10** of embodiment 41, wherein each of the one or more mitered cuts **15** extends through the support layer **12** but not the decorative finish layer **11** or the hinge layer **13**.

[0100] 43. The composite stair component **10** of embodiment 41 or 42, wherein each of the one or more mitered cuts **15** independently has an upside-down "V" shape, an upside-down truncated "V" shape, or an upside-down "V" shape with a circular cut-out at an apex of the upside-down "V" shape.

[0101] 44. The composite stair component **10** of any one of embodiments 41 to 43, wherein opposing cut surfaces **27a** and **27b** of each of the one or more mitered cuts **15** comprises one or more surface features (not shown) that enable the opposing cut surfaces **27a** and **27b** of a given mitered cut **15** to attach to one another.

[0102] 45. The composite stair component **10** of embodiment 44, wherein the one or more surface features (not shown) comprise hook and loop material, adhesive, a mechanical locking mechanism (e.g., a snap, an interlocking shape thereon).

[0103] Prefabricated Stair Tread Finish Systems

[0104] 46. A stair finish system **20** comprising the composite stair component **10** of any one of embodiments 1 to 45.

[0105] 47. The stair finish system **20** of embodiment 46, wherein the stair finish system **20** comprises at least two interconnected composite components **17** and **18**, each composite component **17/18** comprising the composite stair component **10** of any one of embodiments 1 to 15 and 33 to 45.

[0106] 48. The stair finish system **20** of embodiment 46 or 47, wherein the stair finish system **20** comprises at least three interconnected composite components **17**, **18** and **19**, each composite component **17/18/19** comprising the composite stair component **10** of any one of embodiments 1 to 15 and 33 to 45.

[0107] 49. The stair finish system **20** of embodiment 48, wherein (i) composite component **17** comprises a tread component **17** applied to a horizontal surface **33** of a tread **30** of a stair **28**, (ii) composite component **18** comprises a vertical nose 'facing' component **18** applied to a vertical section of a nose **31** of the stair **28**, and (iii) composite component **19** comprises an 'under-nose' facing component **19** applied horizontally to a bottom section **34** of the nose **31**. See, for example, FIG. 3B.

[0108] 50. The stair finish system **20** of any one of embodiments 47 to 49, wherein each component of the at

least two interconnected composite components **17** and **18** is connected to an adjacent component via the hinge layer **13**.

[0109] 51. The stair finish system **20** of any one of embodiments 47 to 50, wherein each component of the at least two interconnected composite components **17** and **18** is connected to an adjacent component via the decorative layer **11**.

[0110] 52. The stair finish system **20** of any one of embodiments 47 to 51, wherein each component of the at least two interconnected composite components **17** and **18** is connected to an adjacent component via the protective wear layer **14**.

[0111] 53. The stair finish system **20** of embodiment 46, wherein the stair finish system **20** comprises integrally formed composite components **17'** and **18'**, each integrally formed composite component **17'/18'** being component portions **17'/18'** of the composite stair component **10** comprising molded support layer **12'** of any one of embodiments 1 to 40. See, for example, FIGS. 6A-6B.

[0112] 54. The stair finish system **20** of embodiment 46 or 53, wherein the stair finish system **20** comprises integrally formed composite components **17'**, **18'** and **19'**, each integrally formed composite component **17'/18'/19'** of the composite stair component **10** comprising molded support layer **12'** of any one of embodiments 1 to 40. See, for example, FIGS. 6A-6B.

[0113] 55. The stair finish system **20** of embodiment 54, wherein (i) integrally formed composite component **17'** comprises a tread component **17'** applied to a horizontal surface **33** of a tread **30** of a stair **28**, (ii) integrally formed composite component **18'** comprises a vertical nose 'facing' component **18'** applied to a vertical section of a nose **31** of the stair **28**, and (iii) integrally formed composite component **19'** comprises an 'under-nose' facing component **19'** applied horizontally to a bottom section **34** of the nose **31**. See, for example, FIG. 8.

[0114] 56. The stair finish system **20** of any one of embodiments 53 to 55, wherein each integrally formed composite component **17'** and **18'** is integrally connected to one or more adjacent integrally formed components via the molded support layer **12'**.

[0115] 57. The stair finish system **20** of any one of embodiments 53 to 56, wherein each integrally formed composite component **17'** and **18'** is integrally connected to one or more adjacent integrally formed components via the decorative layer **11**.

[0116] 58. The stair finish system **20** of any one of embodiments 53 to 57, wherein each integrally formed composite component **17'** and **18'** is integrally connected to one or more adjacent integrally formed components via the adhesive layer **13'**.

[0117] 59. The stair finish system **20** of any one of embodiments 53 to 59, wherein each integrally formed composite component **17'** and **18'** is integrally connected to one or more adjacent integrally formed components via the protective wear layer **14**.

[0118] 60. The stair finish system **20** of any one of embodiments 46 to 59, further comprising: an attachment layer **22** along at least a portion of a lower support layer surface **121** of the support layer **12** or the molded support layer **12'**; and a removable release liner **24** positioned over the attachment layer **22**.

- [0119] 61. The stair finish system **20** of any one of embodiments 46 to 59, further comprising: a backing layer **24** positioned along at least a portion of a lower support layer surface **121** of the support layer **12** or the molded support layer **12'**.
- [0120] Stairs Comprising Prefabricated Stair and Stair Tread Finish Systems
- [0121] 62. A stair **28** comprising: a stair tread **30** comprising stair nose **31**; a stair riser **32** extending below said tread **30** and stair nose **31**; and the stair finish system **20** of any one of embodiments 29 to 38 at least partially covering one of more of: (i) said tread **30**, (ii) said stair nose **31**, and (iii) said bottom section **34** of the nose **31**.
- [0122] 63. The stair **28** of embodiment 62, wherein the stair finish system **20** at least partially covers (i) said tread **30** and (ii) said stair nose **31**.
- [0123] 64. The stair **28** of embodiment 62 or 63, wherein the stair finish system **20** at least partially covers (i) said tread **30**, (ii) said stair nose **31**, and (iii) said bottom section **34** of the nose **31**.
- [0124] Methods of Making Prefabricated Stair and Stair Tread Finish Systems
- [0125] 65. A method of making the composite stair component **10** of any one of embodiments 1 to 45, said method comprising: combining the decorative finish layer **11**, the support layer **12** and the hinge layer **13** with one another so that the hinge layer **13** is positioned between the decorative finish layer **11** and the support layer **12**, or assembling the decorative finish layer **11** and the support layer **12** with one another, and molding the decorative finish layer **11** and the support layer **12**.
- [0126] 66. The method of embodiment 65, further comprising: forming each of (i) the decorative finish layer **11**, (ii) the support layer **12** and (iii) the hinge layer **13** separately prior to said combining step.
- [0127] 67. The method of embodiment 65 or 66, further comprising: adding the protective wear layer **14** onto the decorative finish layer **11**.
- [0128] 68. The method of any one of embodiments 65 to 67, further comprising: making one or more mitered cuts **15** within and through the support layer **12**.
- [0129] 69. The method of embodiment 68, wherein each of the one or more mitered cuts **15** extends through the support layer **12** but not the decorative finish layer **11** or the hinge layer **13** or the protective wear layer **14**, when present.
- [0130] 70. The method of embodiment 68 or 69, further comprising: providing one or more surface features (not shown) on opposing cut surfaces **27a** and **27b** of each of the one or more mitered cuts **15** so as to enable the opposing cut surfaces **27a** and **27b** of a given mitered cut **15** to attach to one another.
- [0131] 71. The method of embodiment 70, wherein the one or more surface features (not shown) comprise hook and loop material, adhesive, a mechanical locking mechanism (e.g., a snap, an interlocking shape thereon).
- [0132] 72. The method of any one of embodiments 65 to 67, wherein said method comprises said molding step.
- [0133] 73. The method of any one of embodiments 65 to 67 and 72, wherein said method comprises: assembling the decorative finish layer **11** and the support layer **12** proximate a mold **50**; applying pressure and heat onto the assembled decorative finish layer **11** and support layer **12** so as to form the composite profile, the composite profile having a curved profile that matches an inner surface **51** of the mold **50**. In some embodiments, mold **50** comprises a heat-contact mold **50**, wherein heat is applied to the assembled decorative finish layer **11** and support layer **12** (and any other assembled layer) along inner surface **51** of the mold **50**. In these embodiments, pressure may be applied onto an end **110** of the assembled decorative finish layer **11** and support layer **12** (and any other assembled layers) so as to advance the assembled decorative finish layer **11** and support layer **12** (and any other assembled layers) into mold **50** while a profile forming plate **52** positioned relative to mold **50** is substantially stationary during this advancement of the assembled decorative finish layer **11** and support layer **12** (and any other assembled layers). See, FIG. 7A.
- [0134] 74. The method of embodiment 73, wherein said molding step comprises heating the assembled decorative finish layer **11** and support layer **12** (and any other assembled layers) to a temperature of about 200° F. for about 10 to 15 seconds. It should be understood that, depending on the materials used to form the assembled decorative finish layer **11** and support layer **12** (and any other layers present during molding, e.g., adhesive layer **13'**, etc.), the heating temperature and length of time of heating may vary as needed and desired.
- [0135] 75. The method of any one of embodiments 65 to 67 and 72 to 74, wherein the decorative finish layer **11** comprises a paper-backed wood veneer, and the support layer **12** comprises polyvinyl chloride.
- [0136] 76. The method of embodiment 75, wherein the wood veneer comprises oak.
- [0137] 77. The method of any one of embodiments 65 to 67 and 72 to 76, further comprising: positioning an adhesive layer **13'** between the decorative finish layer **11** and the support layer **12** during said assembling step and prior to said molding step.
- [0138] 78. The method of any one of embodiments 65 to 67 and 72 to 77, further comprising: positioning a profile forming plate **52** beneath the assembled decorative finish layer **11** and support layer **12** (and any other assembled layers); and molding the profile forming plate **52** with the assembled decorative finish layer **11** and support layer **12** (and any other assembled layers).
- [0139] 79. The method of any one of embodiments 65 to 67 and 72 to 78, further comprising: allowing the assembled decorative finish layer **11** and support layer **12** (and any other assembled layers) to cool after said molding step.
- [0140] 80. The method of embodiment 78 or 79, further comprising: separating the profile forming plate **52** from the molded composite stair component **10** after said molding step.
- [0141] Methods of Using Prefabricated Stair and Stair Tread Finish Systems
- [0142] 81. A method of using the composite stair component **10** of any one of embodiments 1 to 45 or the stair finish system **20** of any one of embodiments 46 to 61, said method comprising: attaching the composite stair component **10** of any one of embodiments 1 to 45 or the stair finish system **20** of any one of embodiments 46 to 61 to a horizontal surface **33** of a tread **30** of a stair **28**.
- [0143] 82. The method of embodiment 81, wherein said attaching step comprises utilizing one or more of the following between (i) the composite stair component **10**

or the stair finish system **20** and (ii) the horizontal surface **33**: a liquid adhesive (e.g., PVC Compound), a pressure sensitive adhesive, an industrial strength double-sided tape (e.g., VHB-tape 3M (VHB=Very High Bond)), an industrial hook and loop material, and countersunk screws.

[0144] 83. The method of embodiment 81 or 82, wherein the composite stair component **10** or the stair finish system **20** at least partially covers one or more of: (i) a stair tread **30**, (ii) a stair nose **31**, and (iii) a stair riser **32** extending below the tread **30** and the stair nose **31**.

[0145] 84. The method of any one of embodiments 81 to 83, wherein the composite stair component **10** or the stair finish system **20** at least partially covers (i) a stair tread **30**, and (ii) a stair nose **31**.

[0146] 85. The method of any one of embodiments 81 to 84, wherein the composite stair component **10** or the stair finish system **20** at least partially covers (i) a stair tread **30**, (ii) a stair nose **31**, and (iii) a bottom section **34** of the nose **31**.

[0147] 86. The method of any one of embodiments 81 to 85, further comprising: attaching opposing cut surfaces **27a** and **27b** of each of the one or more mitered cuts **15** to one another via one or more surface features (not shown) so as to form at least one 90° angle within the composite stair component **10** or the stair finish system **20**.

[0148] 87. The method of embodiment 86, wherein the one or more surface features (not shown) comprise hook and loop material, adhesive, a mechanical locking mechanism (e.g., a snap, an interlocking shape thereon).

[0149] 88. The method of any one of embodiments 81 to 87, further comprising: removing a release liner **24** from the stair finish system **20** prior to said attaching step.

[0150] The present invention is further illustrated by the following example, which is not to be construed in any way as imposing limitations upon the scope thereof. On the contrary, it is to be clearly understood that resort may be had to various other embodiments, modifications, and equivalents thereof which, after reading the description herein, may suggest themselves to those skilled in the art without departing from the spirit of the present invention and/or the scope of the appended claims.

EXAMPLE 1

[0151] Prefabricated stair components and stair tread finish systems similar to exemplary prefabricated stair components **10** and stair tread finish systems **20** shown in FIGS. 1-8 were made and utilized in residential and commercial buildings.

[0152] In addition, it should be understood that although the above-described prefabricated stair components and stair tread finish systems and methods are described as “comprising” one or more components or steps, the above-described prefabricated stair components and stair tread finish systems and methods may “comprise,” “consist of,” or “consist essentially of” the above-described prefabricated stair components and stair tread finish systems and methods. Consequently, where the present invention, or a portion thereof, has been described with an open-ended term such as “comprising,” it should be readily understood that (unless otherwise stated) the description of the present invention, or the portion thereof, should also be interpreted to describe the

present invention, or a portion thereof, using the terms “consisting essentially of” or “consisting of” or variations thereof as discussed below.

[0153] As used herein, the terms “comprises,” “comprising,” “includes,” “including,” “has,” “having,” “contains,” “containing,” “characterized by” or any other variation thereof, are intended to encompass a non-exclusive inclusion, subject to any limitation explicitly indicated otherwise, of the recited components. For example, a prefabricated stair component and/or stair tread finish system and/or method that “comprises” a list of elements (e.g., components or steps) is not necessarily limited to only those elements (or components or steps), but may include other elements (or components or steps) not expressly listed or inherent to the prefabricated stair component and/or stair tread finish system and/or method.

[0154] As used herein, the transitional phrases “consists of” and “consisting of” exclude any element, step, or component not specified. For example, “consists of” or “consisting of” used in a claim would limit the claim to the components, materials or method steps specifically recited in the claim except for impurities ordinarily associated therewith (i.e., impurities within a given component). When the phrase “consists of” or “consisting of” appears in a clause of the body of a claim, rather than immediately following the preamble, the phrase “consists of” or “consisting of” limits only the elements (or components or steps) set forth in that clause; other elements (or components) are not excluded from the claim as a whole.

[0155] As used herein, the transitional phrases “consists essentially of” and “consisting essentially of” are used to define a prefabricated stair component and/or stair tread finish system and/or method that includes materials, steps, features, components, or elements, in addition to those literally disclosed, provided that these additional materials, steps, features, components, or elements do not materially affect the basic and novel characteristic(s) of the claimed invention. The term “consisting essentially of” occupies a middle ground between “comprising” and “consisting of”.

[0156] Further, it should be understood that the herein-described prefabricated stair components and/or stair tread finish systems and/or methods may comprise, consist essentially of, or consist of any of the herein-described components, method steps, and/or features, as shown in the figures with or without any feature(s) not shown in the figures. In other words, in some embodiments, the prefabricated stair components and/or stair tread finish systems and/or methods of the present invention do not have any additional features other than those shown in the figures, and such additional features, not shown in the figures, are specifically excluded from the prefabricated stair components and/or stair tread finish systems and/or methods. In other embodiments, the prefabricated stair components and/or stair tread finish systems and/or methods of the present invention do have one or more additional features that are not shown in the figures.

[0157] The present invention is described above and further illustrated below by way of claims, which are not to be construed in any way as imposing limitations upon the scope of the invention. On the contrary, it is to be clearly understood that resort may be had to various other embodiments, modifications, and equivalents thereof which, after reading the description herein, may suggest themselves to those skilled in the art without departing from the spirit of the present invention and/or the scope of the appended claims.

What is claimed is:

1. A composite stair component comprising:
 - a decorative finish layer comprising wood, textured or non-textured paper, a veneer layer, or any combination thereof;
 - a support layer comprising wood, medium density fiberboard (MDF), polyvinyl chloride (PVC), a polymeric material, a composite material, or any combination thereof; and
 at least one of:
 - a hinge layer positioned between said decorative finish layer and said support layer, said hinge layer comprising a film layer, a fiber-containing layer, a fabric layer, or any combination thereof, and
 - a composite profile such that the support layer comprises a molded support layer having an upper support layer surface, a lower support layer surface, and an inner support layer edge surface, at least a portion of the inner support layer edge surface being substantially perpendicular to the lower support layer surface.
2. The composite stair component of claim 1, wherein the support layer comprises a molded support layer, and the molded support layer comprises polyvinyl chloride (PVC).
3. The composite stair component of claim 2, wherein the decorative finish layer comprises wood.
4. The composite stair component of claim 2, wherein the decorative finish layer comprises a veneer layer.
5. The composite stair component of claim 2, wherein the decorative finish layer further comprises a resin that coats, impregnates and/or encompasses the wood, the textured or non-textured paper, and/or the veneer layer.
6. The composite stair component of claim 2, wherein the hinge layer is present and comprises a film layer.
7. The composite stair component of claim 1, wherein the composite stair component comprises the composite profile.
8. The composite stair component of claim 7, wherein the molded support layer further comprises a lower support layer portion extending (i) substantially perpendicular to the inner support layer edge surface and (ii) substantially parallel with and below the lower support layer surface.
9. The composite stair component of claim 8, wherein the lower support layer portion comprises an upper inner support layer surface below the lower support layer surface, and the upper inner support layer surface is a distance d from an upper composite profile surface, and distance d is less than or equal to 1.0 inch (in.).
10. The composite stair component of claim 7, wherein the molded support layer further comprises an outer support layer front edge surface, wherein (i) the outer support layer front edge surface extends from and is connect to the upper support layer surface, and (ii) at least a portion of the outer support layer edge surface extends below the lower support layer surface.
11. The composite stair component of claim 10, wherein the upper support layer surface and the outer support layer front edge surface form a first curved surface profile.
12. The composite stair component of claim 11, wherein the molded support layer further comprises an outer lowermost support layer edge surface, wherein (i) the outer lowermost support layer edge surface extends from and is connected to the outer support layer front edge surface, and (ii) at least a portion of the outer lowermost support layer edge surface extends below the upper inner support layer surface.
13. The composite stair component of claim 12, wherein the upper support layer surface and the outer support layer front edge surface and the outer lowermost support layer edge surface form a second curved surface profile.
14. A composite stair component comprising:
 - a decorative finish layer comprising wood, textured or non-textured paper, a veneer layer, or any combination thereof;
 - a molded support layer having an upper support layer surface, a lower support layer surface, and an inner support layer edge surface, at least a portion of the inner support layer edge surface being substantially perpendicular to the lower support layer surface, said molded support layer comprising wood, medium density fiberboard (MDF), polyvinyl chloride (PVC), a polymeric material, a composite material, or any combination thereof; and
 an adhesive layer positioned between the decorative finish layer and the molded support layer,

wherein the composite stair component comprises an upper composite profile surface and an outer composite profile front edge surface, and (i) the outer composite profile front edge surface extends from and is connected to the upper composite profile surface, and (ii) at least a portion of the outer composite profile edge surface extends below the lower support layer surface.
15. The composite stair component of claim 14, wherein the upper composite profile surface and the outer composite profile front edge surface form a third curved surface profile having a nose radius R_n , and the nose radius R_n is less than or equal to 0.5 in.
16. The composite stair component of claim 14, wherein the composite stair component further comprises an outer lowermost composite profile edge surface, wherein (i) the outer lowermost composite profile edge surface extends from and is connected to the outer composite profile front edge surface, and (ii) at least a portion of the outer lowermost composite profile edge surface extends below the upper inner support layer surface.
17. The composite stair component of claim 16, wherein the decorative finish layer extends along the upper composite profile surface, the outer composite profile front edge surface, and the outer lowermost composite profile edge surface.
18. The composite stair component of claim 14, further comprising:
 - a protective surface wear layer over said decorative finish layer, said protective surface wear layer comprising at least one resin or polymeric material.
19. A stair comprising:
 - a stair tread comprising stair nose;
 - a stair riser extending below said tread and stair nose; and
 the composite stair component of claim 14 at least partially covering one of more of: (i) said tread, (ii) said stair nose, and (iii) said bottom section of the nose.
20. A method of making the composite stair component of claim 14, said method comprising:

combining (i) the decorative finish layer, (ii) a support layer comprising wood, medium density fiberboard (MDF), polyvinyl chloride (PVC), a polymeric material, a composite material, or any combination thereof, and (iii) the adhesive layer with one another so that the adhesive layer is positioned between the decorative finish layer and the support layer; and molding the decorative finish layer, the adhesive layer and the support layer.

* * * * *