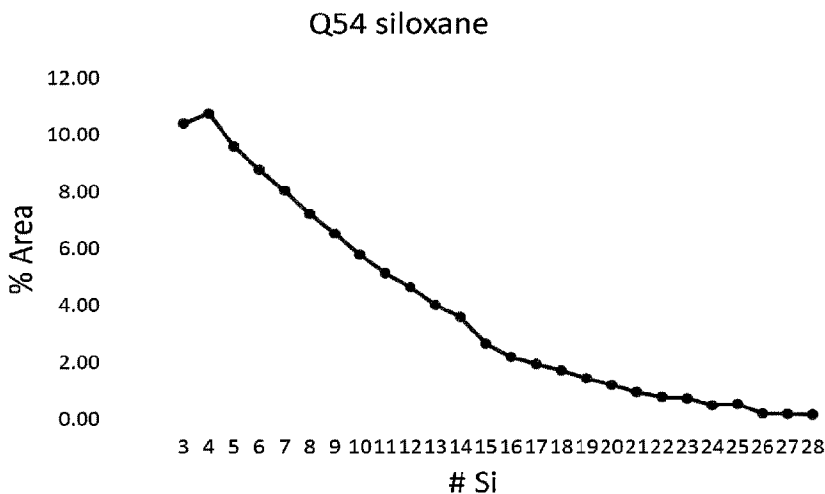




(86) Date de dépôt PCT/PCT Filing Date: 2017/05/11
 (87) Date publication PCT/PCT Publication Date: 2017/11/16
 (45) Date de délivrance/Issue Date: 2023/08/22
 (85) Entrée phase nationale/National Entry: 2018/11/07
 (86) N° demande PCT/PCT Application No.: AU 2017/050435
 (87) N° publication PCT/PCT Publication No.: 2017/193174
 (30) Priorité/Priority: 2016/05/11 (US62/334,555)

(51) Cl.Int./Int.Cl. *C08G 77/04* (2006.01),
C08L 83/04 (2006.01), *C10M 107/50* (2006.01),
C10M 137/12 (2006.01)
 (72) Inventeurs/Inventors:
BALLARD, MATHEW JOHN, AU;
CASEY, PHILIP STEPHEN, AU;
HOLMES, SUSAN WAN-YI, AU;
WAY, CAMERON DAVID, AU;
WINZENBERG, KEVIN NORMAN, AU;
HULL, JAMES, US
 (73) Propriétaires/Owners:
THE BOEING COMPANY, US;

(54) Titre : FLUIDES HYDRAULIQUES A BASE DE POLYSILOXANE
 (54) Title: POLYSILOXANE HYDRAULIC FLUIDS



(57) **Abrégé/Abstract:**

The present disclosure relates to polysiloxanes, processes for preparing polysiloxanes, and hydraulic fluids comprising polysiloxanes. This disclosure also relates to hydraulic fluids comprising one or more polysiloxane compounds and diphosphonate compounds, and to the use of diphosphonate compounds in hydraulic fluids or as additives or components in various compositions, for example to provide fire retardant properties to a fluid or composition. This disclosure also relates to use of the compositions as hydraulic fluids, which may be used in various machines, vehicles and craft, including aircraft.

(73) **Propriétaires(suite)/Owners(continued):**

COMMONWEALTH SCIENTIFIC AND INDUSTRIAL RESEARCH ORGANISATION, AU

(74) **Agent:** SMART & BIGGAR LP

(12) INTERNATIONAL APPLICATION PUBLISHED UNDER THE PATENT COOPERATION TREATY (PCT)

(19) World Intellectual Property
Organization
International Bureau



(10) International Publication Number
WO 2017/193174 A1

(43) International Publication Date
16 November 2017 (16.11.2017)

(51) International Patent Classification:

C08G 77/04 (2006.01) *C10M 107/50* (2006.01)
C08L 83/04 (2006.01) *C10M 137/12* (2006.01)

(21) International Application Number:

PCT/AU2017/050435

(22) International Filing Date:

11 May 2017 (11.05.2017)

(25) Filing Language:

English

(26) Publication Language:

English

(30) Priority Data:

62/334,555 11 May 2016 (11.05.2016) US

(71) Applicants: **COMMONWEALTH SCIENTIFIC AND INDUSTRIAL RESEARCH ORGANISATION** [AU/AU]; CSIRO Black Mountain Science and Innovation Park, Clunies Ross Street, Acton, Australian Capital Territory 2601 (AU). **THE BOEING COMPANY** [US/US]; 7755 East Marginal Way, South Seattle, Washington 98108 (US).

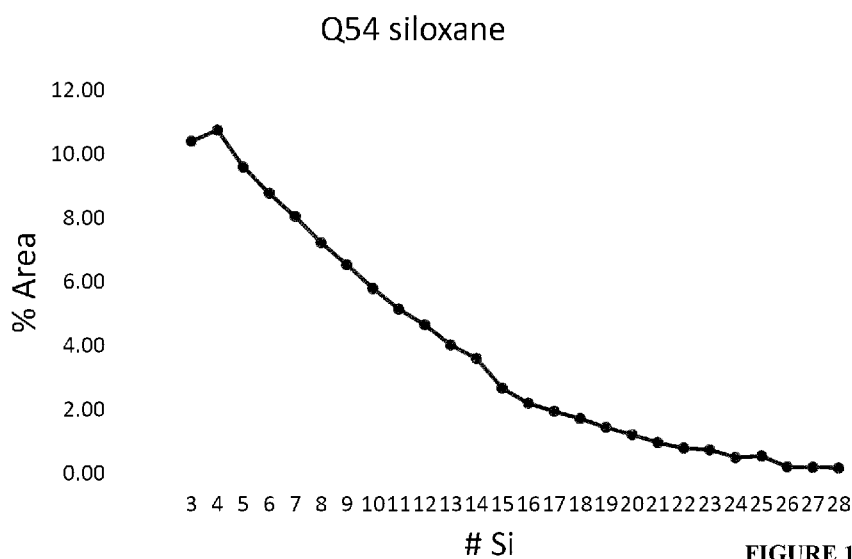
(72) Inventors: **BALLARD, Mathew John**; c/- CSIRO Black Mountain Science and Innovation Park, Clunies Ross Street, Acton, Australian Capital Territory 2601 (AU). **CASEY, Philip Stephen**; c/- CSIRO Black Mountain Science and In-

novation Park, Clunies Ross Street, Acton, Australian Capital Territory 2601 (AU). **HOLMES, Susan Wan-Yi**; c/- CSIRO Black Mountain Science and Innovation Park, Clunies Ross Street, Acton, Australian Capital Territory 2601 (AU). **WAY, Cameron David**; c/- CSIRO Black Mountain Science and Innovation Park, Clunies Ross Street, Acton, Australian Capital Territory 2601 (AU). **WINZENBERG, Kevin Norman**; c/- CSIRO Black Mountain Science and Innovation Park, Clunies Ross Street, Acton, Australian Capital Territory 2601 (AU). **HULL, James**; c/- 100 North Riverside Plaza, Chicago, Illinois 60606-1596 (US).

(74) Agent: **FB RICE**; Level 14, 90 Collins Street, Melbourne, Victoria 3000 (AU).

(81) Designated States (unless otherwise indicated, for every kind of national protection available): AE, AG, AL, AM, AO, AT, AU, AZ, BA, BB, BG, BH, BN, BR, BW, BY, BZ, CA, CH, CL, CN, CO, CR, CU, CZ, DE, DJ, DK, DM, DO, DZ, EC, EE, EG, ES, FI, GB, GD, GE, GH, GM, GT, HN, HR, HU, ID, IL, IN, IR, IS, JP, KE, KG, KH, KN, KP, KR, KW, KZ, LA, LC, LK, LR, LS, LU, LY, MA, MD, ME, MG, MK, MN, MW, MX, MY, MZ, NA, NG, NI, NO, NZ, OM, PA, PE, PG, PH, PL, PT, QA, RO, RS, RU, RW, SA, SC, SD, SE, SG, SK, SL, SM, ST, SV, SY, TH, TJ, TM, TN, TR, TT, TZ, UA, UG, US, UZ, VC, VN, ZA, ZM, ZW.

(54) Title: POLYSILOXANE HYDRAULIC FLUIDS



(57) Abstract: The present disclosure relates to polysiloxanes, processes for preparing polysiloxanes, and hydraulic fluids comprising polysiloxanes. This disclosure also relates to hydraulic fluids comprising one or more polysiloxane compounds and diphosphonate compounds, and to the use of diphosphonate compounds in hydraulic fluids or as additives or components in various compositions, for example to provide fire retardant properties to a fluid or composition. This disclosure also relates to use of the compositions as hydraulic fluids, which may be used in various machines, vehicles and craft, including aircraft.

[Continued on next page]



WO 2017/193174 A1

WO 2017/193174 A1 

(84) Designated States (*unless otherwise indicated, for every kind of regional protection available*): ARIPO (BW, GH, GM, KE, LR, LS, MW, MZ, NA, RW, SD, SL, ST, SZ, TZ, UG, ZM, ZW), Eurasian (AM, AZ, BY, KG, KZ, RU, TJ, TM), European (AL, AT, BE, BG, CH, CY, CZ, DE, DK, EE, ES, FI, FR, GB, GR, HR, HU, IE, IS, IT, LT, LU, LV, MC, MK, MT, NL, NO, PL, PT, RO, RS, SE, SI, SK, SM, TR), OAPI (BF, BJ, CF, CG, CI, CM, GA, GN, GQ, GW, KM, ML, MR, NE, SN, TD, TG).

Published:

— *with international search report (Art. 21(3))*

POLYSILOXANE HYDRAULIC FLUIDS

FIELD

The present disclosure relates to polysiloxanes, processes for preparing polysiloxanes, and hydraulic fluids comprising polysiloxanes. This disclosure also relates to hydraulic fluids comprising one or more polysiloxane compounds and diphosphonate compounds, and to the use of diphosphonate compounds in hydraulic fluids or as additives or components in various compositions, for example to provide fire retardant properties to a fluid or composition. This disclosure also relates to use of the compositions as hydraulic fluids, which may be used in various machines, vehicles and craft, including aircraft.

BACKGROUND

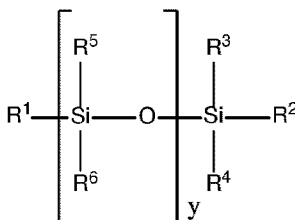
Aircraft typically include hydraulic systems for operating and actuating moveable components such as landing gear, brakes, etc. Hydraulic fluids used in the hydraulic systems of civilian aircraft typically contain some combination of phosphate esters including trialkyl phosphates, dialkyl aryl phosphate esters, alkyl diaryl phosphate esters, and triaryl phosphate esters. However, undesirable properties exist in phosphate ester based hydraulic fluids currently being used including a tendency to strip paint, corrode metals, dissolve plastics, and to develop an increase in acidity during use. Consequently, there has been ongoing development of phosphate ester-based hydraulic fluid formulations to include various additives to mitigate some of these undesirable properties, although some of the additives themselves are now considered user unfriendly or involve future supply restrictions. Some hydraulic fluids also contain less desirable fluorinated surfactants such as perfluoroalkylsulfonic acid salt as an anti-erosion agent. There is a need to replace phosphate ester-based hydraulic fluids with fluids that are more benign and more user friendly.

Consequently, there is a need to develop alternative hydraulic fluids that can provide suitable rheological, tribological and chemical properties, including suitable viscosity, lubricity, and for some applications, bulk modulus and fire retardant properties, for example for use in various craft, vehicles and machinery, including for aircraft.

5 SUMMARY

The present inventors have identified alternative hydraulic fluid compositions comprising polysiloxane compounds. Further advantages have also been identified by the use of diphosphonate compounds in the hydraulic fluid compositions. For example, the polysiloxane compounds according to at least some embodiments as described herein can provide suitable properties to the hydraulic fluid compositions such as suitable viscosity, and the diphosphonate compounds according to at least some embodiments as described herein can provide suitable properties to the hydraulic fluid compositions such as fire retardant and lubricity properties. Other compounds or additives may also be included in the hydraulic fluid compositions to achieve additional advantages or impart various further properties to the composition. According to at least some embodiments as described herein, a compound may provide more than one property (or function) to the hydraulic fluid compositions. Desirable properties may include any one or more of: suitable operating viscosity over a broad temperature range (including sub-ambient temperatures), fire retardant properties, lubricity, compatibility with other materials (e.g. with rubber components or paint coatings), stability in operating conditions, and low or reduced corrosiveness to metal and alloy surfaces.

In one aspect there is provided a hydraulic fluid composition comprising a polysiloxane compound and a diphosphonate compound, wherein the polysiloxane compound is represented by a compound of Formula 1:



Formula 1

wherein

y is an integer selected from 1 to 40;

R^1 , R^2 , R^3 , and R^4 , are each independently selected from the group consisting of C_{1-10} alkyl, aryl, and C_{1-10} alkylaryl; and

Each R^5 and R^6 is independently selected from the group consisting of C_{1-10} alkyl, aryl, and C_{1-10} alkylaryl.

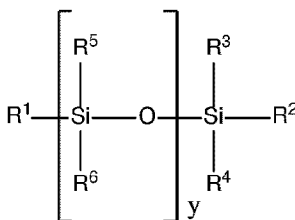
In another aspect, there is provided use of the hydraulic fluid composition as a fire resistant hydraulic fluid or hydraulic fluid for aircraft.

In another aspect, there is provided use of the polysiloxane compound of Formula 1 according to any examples as described herein for preparing a hydraulic fluid composition comprising a diphosphonate compound according to any examples as described herein.

In another aspect, there is provided use of a diphosphonate compound according to any examples as described herein for preparing a hydraulic fluid composition comprising a polysiloxane compound of Formula 1 according to any examples as described herein.

In another aspect, there is provided a process for preparing a hydraulic fluid composition comprising adding together in a composition, in any order, a polysiloxane compound of Formula 1 and diphosphonate compound according to any examples as described herein. The process may comprise the addition, in any order, of at least one of a phosphonate compound or additive according to any examples as described herein.

In another aspect, there is provided a hydraulic fluid composition comprising a polysiloxane compound of Formula 1:



Formula 1

wherein

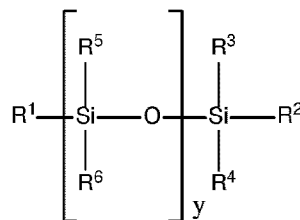
y is an integer selected from 1 to 40;

R^1 , R^2 , R^3 , and R^4 , are each independently selected from C_{1-10} alkyl, aryl, and C_{1-10} alkylaryl;

Each R^5 and each R^6 is independently selected from C_{1-10} alkyl, aryl, and C_{1-10} alkylaryl; and

wherein at least one of R^1 to R^4 , or at least one R^5 and R^6 from at least one of the y groups, is selected from at least one of aryl and C_{1-10} alkylaryl.

In another aspect, there is provided a polysiloxane compound of Formula 1:



5

Formula 1

wherein

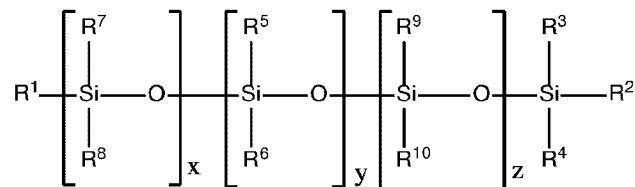
y is an integer selected from 2 to 25;

R^1 , R^2 , R^3 , and R^4 , are each independently selected from C_{1-10} alkyl, aryl, and C_{1-10} alkylaryl; and

10 Each R^5 and each R^6 is independently selected from C_{1-10} alkyl, aryl, and C_{1-10} alkylaryl; and

wherein at least one of R^1 and R^2 is selected from aryl and C_{1-10} alkylaryl.

The polysiloxane compound of Formula 1 for any of the above aspects may be represented by a compound of Formula 1a:



15

Formula 1a

wherein

x is an integer selected from 0 to 10;

y is an integer selected from 1 to 20;

20 z is an integer selected from 0 to 10;

R^1 , R^2 , R^3 , and R^4 , are each independently selected from C_{1-10} alkyl, aryl, and C_{1-10} alkylaryl;

Each R^5 and R^6 is independently selected from C_{1-10} alkyl, aryl, and C_{1-10} alkylaryl;

and

25 Each R^7 , R^8 , R^9 , and R^{10} , is independently selected from C_{1-10} alkyl.

Each R^7 , R^8 , R^9 , and R^{10} , may be methyl and x and z may each be integers independently selected from 1 to 3. Y may be an integer selected from 2 to 16 or the sum of x, y and z, may be an integer selected from 2 to 16.

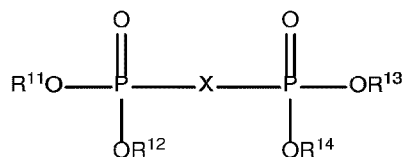
R^1 and R^2 may each be independently selected from C_{1-10} alkyl, aryl, and C_{1-10} alkylaryl. Each R^3 , R^4 , R^5 , R^7 , R^8 , R^9 , and R^{10} , may be C_{1-4} alkyl. Each R^6 and y may be selected to provide the polysiloxane compound of Formula 1a with between 1 to 6 optional substituents independently selected from aryl and C_{1-10} alkylaryl. Any other substituents for each R^6 may be independently selected from C_{1-4} alkyl. Each R^3 , R^4 , R^5 , R^7 , R^8 , R^9 , and R^{10} , may be methyl, and each R^6 may be independently selected from methyl, aryl, and C_{1-10} alkylaryl.

At least one or both of R^1 and R^2 may be selected from at least one of aryl and C_{1-10} alkylaryl. The C_{1-10} alkylaryl may be a C_{1-6} alkylphenyl, for example phenethyl. The number of phenyl substituents in the siloxane compound may be selected to provide a mol % of phenyl in the polysiloxane compound of between 2 and 50 mol% relative to silicon.

The polysiloxane compound of Formula 1 may be provided by a mixture of two or more polysiloxane compounds of Formula 1. The polysiloxane mixture may comprise a series of different polysiloxane compounds of Formula 1 each having a different y value or a number of siloxane repeat units (Si-O) selected from and including each integer from 9 to 12, 8 to 13, 9 to 14, 8 to 15, 7 to 16, or 6 to 17. It will be appreciated that there may be provided a formulation or hydraulic fluid composition comprising the mixture of polysiloxane compounds according to any one or more of the examples as described herein.

The hydraulic fluid compositions comprising a polysiloxane compound according to any examples as described herein may further comprise a phosphonate compound selected from at least one of a monophosphonate and diphosphonate compound according to any examples as described herein. For example, the hydraulic fluid compositions may comprise a diphosphonate compound of Formula 2 as described herein. For example, the hydraulic fluid compositions may comprise a monophosphonate compound of Formula 3 as described herein.

The diphosphonate compound may be a compound of Formula 2:



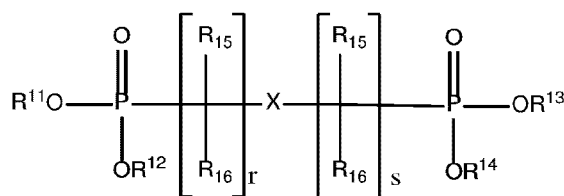
Formula 2

wherein

5 X is selected from a group consisting of an aryl, C₁₋₂₀alkyl, C₁₋₂₀alkylaryl, and C₁₋₂₀dialkylaryl; and

R¹¹, R¹², R¹³, and R¹⁴, are each independently selected from C₁₋₂₀alkyl, aryl, and C₁₋₂₀alkylaryl.

The diphosphonate compound may be a compound of Formula 2(a):



10

Formula 2(a)

wherein

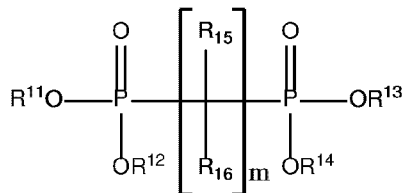
X is absent or an aryl;

15 r and s are integers independently selected from 0 to 10, providing r is at least 1 when s is 0 and X is absent;

R¹¹, R¹², R¹³, and R¹⁴, are each independently selected from C₁₋₂₀alkyl, aryl, and C₁₋₂₀alkylaryl; and

Each R¹⁵ and each R¹⁶ are independently selected from hydrogen, C₁₋₂₀alkyl, aryl, and C₁₋₂₀alkylaryl.

20 The diphosphonate compound may be a compound of Formula 2(a)(i):



Formula 2(a)(i)

wherein

m is an integer selected from 1 to 10;

R^{11} , R^{12} , R^{13} , and R^{14} , are each independently selected from C_{1-20} alkyl, aryl, and C_{1-20} alkylaryl; and

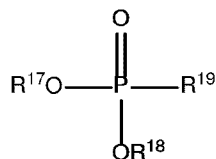
5 Each R^{15} and R^{16} is independently selected from hydrogen, C_{1-20} alkyl, aryl, and C_{1-20} alkylaryl.

For the hydraulic fluid compositions as described above, m may be an integer selected from 1 to 6; R^{11} , R^{12} , R^{13} , and R^{14} , may each be independently selected from C_{1-10} alkyl and C_{1-10} alkylaryl; and each R^{15} and R^{16} may be independently selected from
10 hydrogen and methyl.

For the hydraulic fluid compositions as described above, m may be an integer selected from 1 to 6; R^{11} , R^{12} , R^{13} , and R^{14} , may each be independently selected from C_{2-10} alkyl; and each R^{15} and R^{16} may be hydrogen.

For the hydraulic fluid compositions as described above, m may be an integer
15 selected from 2 to 4; R^{11} , R^{12} , R^{13} , and R^{14} , may each be independently selected from C_{2-6} alkyl; and each R^{15} and R^{16} may be hydrogen.

The hydraulic fluid compositions may further comprise a phosphonate compound represented by a compound of Formula 3:



20

Formula 3

wherein R^{17} , R^{18} , and R^{19} , may each be independently selected from C_{1-20} alkyl, aryl, and C_{1-20} alkylaryl.

R^{17} , R^{18} , and R^{19} , may each be independently selected from C_{1-10} alkyl and C_{1-10} alkylaryl.

25 The amount of polysiloxane compound, based on weight % of the composition, may be provided at between about 10 and 90%. The volume ratio of the polysiloxane compound to the diphosphonate compound in the composition may be provided at a volume ratio of more than about 1:2, respectively, e.g. 1:1, 2:1 or 3:1.

The hydraulic fluid composition may further comprise or consist of at least one additive selected from the group consisting of an acid scavenger, an anti-erosion additive, a viscosity index improver, an antifoaming agent, an anti-corrosion additive, an antioxidant, and any combination thereof. The hydraulic fluid composition may further
5 comprise or consist of at least one additive selected from the group consisting of an acid scavenger, an antifoaming agent, an antioxidant, and any combination thereof. It will be appreciated that the composition may comprise or consist of a single additive selected from the whole group.

The acid scavenger may be selected from the group consisting of phenylglycidyl ether, pinene oxide, styrene oxide, glycidyl cyclohexyl ether, glycidyl epoxy cyclohexyl ether, diglycidyl ether, glycidyl isopropyl ether, butadiene dioxide cyclohexylene oxide, bis-epoxycyclohexyl adipate, 3,4-epoxycyclohexylcarboxylate, 3,4-epoxycyclohexane, and combinations thereof.
10

The antifoaming agent may be selected from the group consisting of silicone oil, polyvinyl alcohol, polyethers, and combinations thereof.
15

The antioxidant may be selected from the group consisting of 2,6-di-tert-butyl-p-cresol, phenyl- α -naphthylamine, di(octylphenyl)amine, 6-methyl-2,4-bis(octylthio)-methylphenol, tetrakis[methylene(3,5-di-tert-butyl-4-hydroxyhydrocinnamate)], and combinations thereof.

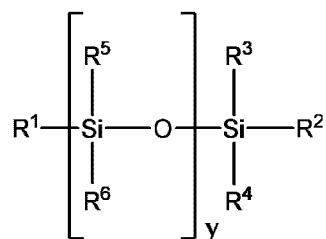
The hydraulic fluid composition may be substantially free of fluorinated anti-erosion additives. The hydraulic fluid composition may be substantially free of perfluorinated anionic surfactants, for example a perfluoroalkyl sulfonic acid or salt thereof. These compositions may be more user friendly, provide improved ease of handling or with fewer additives may facilitate ease of manufacturing or lower cost of
20 goods.
25

The hydraulic fluid composition may be substantially free of additional viscosity index improvers, for example those selected from the group consisting poly(alkyl acrylate), poly(alkyl methacrylate), poly(alkyl methacrylate) esters, polycyclic polymers, polyurethanes, polyalkylene oxides, polyesters, and combinations thereof. These
30 compositions with fewer additives may facilitate ease of manufacturing or lower cost of goods, or may provide lower densities or enhanced fire retardant properties, for example.

The flash point of the hydraulic fluid composition may be between 160 and 300°C when measured using flash point testing method of ASTM D4206 of 2-4 ml volumes with a Stanhope Seta Open Cup Apparatus. The density (gcm^{-3} at 298K) of the hydraulic fluid composition may be less than 1.5, 1.4, 1.3, 1.2, or 1.1. The hydraulic fluid composition may exhibit a viscosity
5 between about 5 and about 25 centipoises at about 100°F and between about 500 and about 3500 centipoises at -65°F.

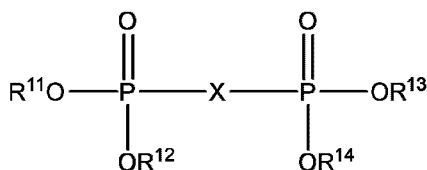
The hydraulic fluid compositions may be fire resistant hydraulic fluids or hydraulic aircraft compositions, such as for commercial aircraft.

In another aspect, there is provided a hydraulic fluid composition comprising a
10 polysiloxane compound and a diphosphonate compound, wherein the polysiloxane compound is represented by a compound of Formula 1:



Formula 1

wherein y is an integer selected from 1 to 40; R^1 , R^2 , R^3 , and R^4 , are each independently selected
15 from the group consisting of C_{1-10} alkyl, aryl, and C_{1-10} alkylaryl; each R^5 and each R^6 is independently selected from the group consisting of C_{1-10} alkyl, aryl, and C_{1-10} alkylaryl; and at least one of R^1 to R^4 , or at least one of R^5 and R^6 from at least one of the y units, is selected from at least one of C_{1-10} alkylaryl and aryl; and wherein the diphosphonate compound is represented by a compound of Formula 2:

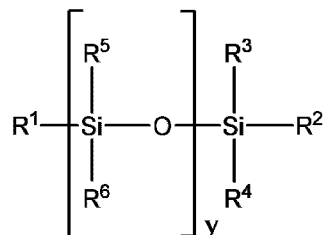


20

Formula 2

wherein X is selected from a group consisting of an aryl, C_{1-20} alkyl, C_{1-20} alkylaryl, and C_{1-20} dialkylaryl; and R^{11} , R^{12} , R^{13} , and R^{14} , are each independently selected from a group consisting of C_{1-20} alkyl, aryl, and C_{1-20} alkylaryl.

In another aspect, there is provided a hydraulic fluid composition comprising a polysiloxane compound and a diphosphonate compound, wherein the polysiloxane compound is represented by a compound of Formula 1:

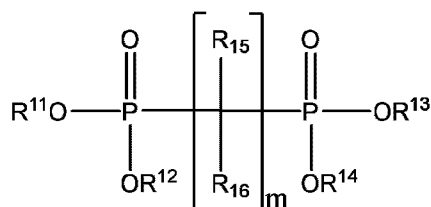


5

Formula 1

wherein y is an integer selected from 1 to 40; R^1 , R^2 , R^3 , and R^4 , are each independently selected from the group consisting of C_{1-10} alkyl, aryl, and C_{1-10} alkylaryl; each R^5 and each R^6 is independently selected from the group consisting of C_{1-10} alkyl, aryl, and C_{1-10} alkylaryl; and at least one of R^1 to R^4 , or at least one of R^5 and R^6 from at least one of the y units, is selected from at least one of C_{1-10} alkylaryl and aryl; and wherein the diphosphonate compound is represented by a compound of Formula 2(a)(i):

10

**Formula 2(a)(i)**

wherein m is an integer selected from 1 to 10; R^{11} , R^{12} , R^{13} , and R^{14} , are each independently selected from the group consisting of C_{1-20} alkyl, aryl, and C_{1-20} alkylaryl; and each R^{15} and R^{16} is independently selected from the group consisting of hydrogen, C_{1-20} alkyl, aryl, and C_{1-20} alkylaryl.

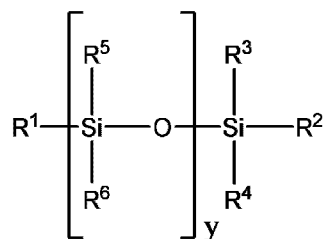
15

In another aspect, there is provided a process for preparing a hydraulic fluid composition comprising adding together in a composition, in any order, a polysiloxane compound of Formula 1 as described herein and a diphosphonate compound as described herein, and optionally one or more additional compounds and/or additives.

20

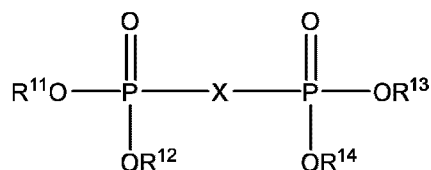
In another aspect, there is provided a hydraulic fluid composition comprising a polysiloxane compound and a non-halogenated diphosphonate compound, wherein the polysiloxane compound is represented by a compound of Formula 1:

9b



Formula 1

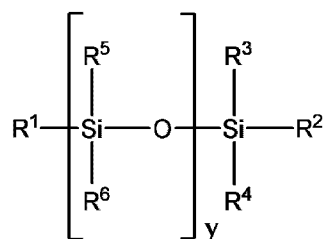
wherein y is an integer selected from 1 to 40; R¹, R², R³, and R⁴, are each independently selected from the group consisting of C₁₋₁₀alkyl, aryl, and C₁₋₁₀alkylaryl; each R⁵ and each R⁶ are independently selected from the group consisting of C₁₋₁₀alkyl, aryl, and C₁₋₁₀alkylaryl; and at least one of R¹ to R⁴, or at least one of R⁵ and R⁶ from at least one of the y units, is C₁₋₁₀alkylaryl; wherein the polysiloxane compound has a mol % of aryl moieties of about 15 mol % to about 35 mol %, relative to silicon, wherein the polysiloxane compound is present in the composition at a polydispersity of about 1 to about 5, and wherein the non-halogenated diphosphonate compound is represented by a compound of Formula 2:



Formula 2

wherein X is selected from a group consisting of an aryl, C₁₋₂₀alkyl, C₁₋₂₀alkylaryl, and C₁₋₂₀dialkylaryl; and R¹¹, R¹², R¹³, and R¹⁴, are each independently selected from a group consisting of C₁₋₂₀alkyl, aryl, and C₁₋₂₀alkylaryl.

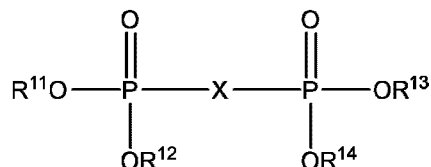
In another aspect, there is provided a hydraulic fluid composition comprising: a polysiloxane compound of Formula 1:



Formula 1

wherein y is an integer selected from 4 to 40; R¹, R², R³, and R⁴, are each independently selected from the group consisting of C₁₋₁₀alkyl, aryl, and C₁₋₁₀alkylaryl; each R⁵ and each R⁶

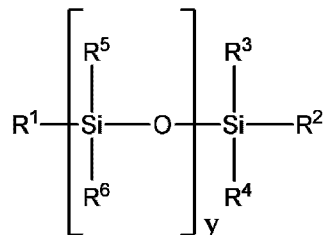
is independently selected from the group consisting of C₁₋₁₀alkyl, aryl, and C₁₋₁₀alkylaryl; and at least one of R¹ to R⁴, or at least one of R⁵ and R⁶ from at least one of the y units, is C₁₋₁₀alkylaryl; wherein the polysiloxane compound has a mol % of aryl moieties of about 20 mol % to about 30 mol %, relative to silicon, wherein the polysiloxane compound is present in the composition at a polydispersity of about 1 to about 5, and a non-halogenated diphosphonate compound represented by a compound of Formula 2:



Formula 2

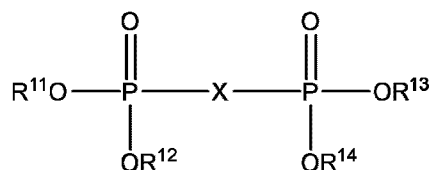
wherein X is selected from a group consisting of an aryl, C₁₋₂₀alkyl, C₁₋₂₀alkylaryl, and C₁₋₂₀dialkylaryl; and R¹¹, R¹², R¹³, and R¹⁴, are each independently selected from a group consisting of C₁₋₂₀alkyl, aryl, and C₁₋₂₀alkylaryl.

In another aspect, there is provided a hydraulic fluid composition comprising: a polysiloxane compound of Formula 1:



Formula 1

wherein y is an integer selected from 4 to 25; each R³ and R⁴ are each independently selected from the group consisting of C₁₋₁₀alkyl, aryl, and C₁₋₁₀alkylaryl; each R⁵ and each R⁶ is independently selected from the group consisting of C₁₋₁₀alkyl, aryl, and C₁₋₁₀alkylaryl; each R¹ and R² is independently C₁₋₁₀alkylaryl; wherein the polysiloxane compound has a mol % of aryl moieties of about 15 mol % to about 35 mol %, relative to silicon, and a non-halogenated diphosphonate compound represented by a compound of Formula 2:



Formula 2

wherein X is selected from a group consisting of an aryl, C₁₋₂₀alkyl, C₁₋₂₀alkylaryl, and C₁₋₂₀dialkylaryl; and R¹¹, R¹², R¹³, and R¹⁴, are each independently selected from a group consisting of C₁₋₂₀alkyl, aryl, and C₁₋₂₀alkylaryl.

5 In another aspect, there is provided a process for preparing a hydraulic fluid composition comprising adding together in a composition, in any order, a polysiloxane compound of Formula 1 as described herein and a diphosphonate compound as described herein.

10 In another aspect, there is provided a use of a hydraulic fluid composition as described herein as a fire resistant hydraulic fluid. In another aspect, there is provided a use of a polysiloxane compound of Formula 1 as described herein in preparing a hydraulic fluid composition comprising a diphosphonate compound as described herein. In another aspect, there is provided a use of a diphosphonate compound as described herein in preparing a hydraulic fluid composition comprising a polysiloxane compound of Formula 1 as described herein.

15 It will be appreciated that further aspects and examples are described herein, which may include one or more of the features as described above.

DETAILED DESCRIPTION

20 The present disclosure describes the following various non-limiting examples, which relate to investigations undertaken to identify alternative hydraulic fluid compositions, which includes those suitable for use in aviation and aircraft. It was surprisingly found that a composition comprising a polysiloxane compound, which includes the various compositions and compounds as described herein, can provide effective hydraulic fluid properties, and at least according to some examples may provide advantages such that they are effective for use in commercial aircraft. Diphosphonate compounds were also identified to provide further advantages to the hydraulic fluids comprising the polysiloxane compounds. For example, one
25 or more desirable properties of the hydraulic fluid compositions may include a low rate of change of viscosity with temperature, fire retardant properties, lubricity, compatibility with rubber components, stability in operating conditions, and low corrosiveness to metal and alloy surfaces. Further advantages can, for example, enable more user friendly formulations, ease of handling, or ease of manufacturing or lower cost of goods from reduced complexity of
30 formulations. A compound may provide one or more properties to the composition, and therefore the inclusion of multiple compounds, and optionally any other additives, into a

hydraulic fluid composition can present a significant challenge in achieving desirable properties for a hydraulic fluid, particularly if it is being developed for use in commercial aircraft. A hydraulic fluid should provide suitable rheological, tribological, and chemical properties, and an individual compound is unlikely to provide such various properties by

itself, although a fluid comprising multiple compounds may provide such various properties if each compound in the fluid contributes suitable individual properties to modify the overall properties of the composition. Currently used phosphate ester-based hydraulic fluid formulations have continued to evolve in complexity over many years and they now include a multifaceted array of various compounds and additives. In contrast to the phosphate ester-based hydraulic fluid formulations, there are disclosed herein alternative hydraulic fluid compositions, which may according to at least some examples be effective for use in aircraft including commercial aircraft.

Specific terms

As it will be understood, "aryl" whether used alone, or in compound words such as alkylaryl, may refer to: (i) a substituted or unsubstituted mono- or polycyclic aromatic carbocyclic moiety, e.g., of about 6 to about 20 carbon atoms, such as phenyl, naphthyl or fluorenyl; or (ii) a substituted or unsubstituted partially saturated polycyclic carbocyclic aromatic ring system in which an aryl and a cycloalkyl or cycloalkenyl group are fused together to form a cyclic structure such as a tetrahydronaphthyl, indenyl, indanyl or fluorene ring. It will be appreciated that the polycyclic ring system may include a bicyclic and/or tricyclic ring system. It will also be appreciated that the term "unsubstituted" refers to the absence of one or more substituent groups or presence of one or more hydrogens. The "substituted" groups may be C₁₋₁₀alkyl as defined herein, such as straight chain or branched C₁₋₄alkyl.

"Alkyl" whether used alone, or in compound words such as alkylaryl, represents straight or branched chain hydrocarbons ranging in size from one to about 20 carbon atoms, or more. Thus alkyl moieties include, unless explicitly limited to smaller groups, moieties ranging in size, for example, from one to about 6 carbon atoms or greater, such as, methyl, ethyl, n-propyl, iso-propyl and/or butyl, pentyl, hexyl, and higher isomers, including, e.g., those straight or branched chain hydrocarbons ranging in size from about 6 to about 20 carbon atoms, or greater.

The term "C₁₋₂₀alkyl," as used herein refers to a straight chain or branched, saturated hydrocarbon having from 1 to 20 carbon atoms. Representative "C₁₋₂₀alkyl" groups include, but are not limited to, -methyl, -ethyl, -n-propyl, -n-butyl, -n-pentyl, -n-

hexyl, -n-heptyl, -n-octyl, -n-nonyl, -n-decyl; n-undecyl, n-dodecyl, n-tridecyl, n-tetradecyl, n-pentadecyl, n-hexadecyl, n-heptadecyl, n-octadecyl, n-nonadecyl, n-icosyl.

The term “C₁₋₁₀alkyl,” as used herein refers to a straight chain or branched, saturated hydrocarbon having from 1 to 10 carbon atoms. Representative “C₁₋₁₀alkyl” groups include, but are not limited to, -methyl, -ethyl, -n-propyl, -n-butyl, -n-pentyl, -n-hexyl, -n-heptyl, -n-octyl, -n-nonyl and -n-decyl; while branched C₁₋₈alkyls, for example, include, but are not limited to, -isopropyl, -sec-butyl, -isobutyl, -tert-butyl, -isopentyl, 2-methylbutyl, 1-hexyl, 2-hexyl, 3-hexyl, methyl, ethyl, propyl, isopropyl, n-butyl, isobutyl, sec-butyl, tert-butyl, n-pentyl, isopentyl, neopentyl, n-hexyl, isohexyl, 2-methylpentyl, 3-methylpentyl, 2,2-dimethylbutyl, 2,3-dimethylbutyl, 2,2-dimethylpentyl, 2,3-dimethylpentyl, 3,3-dimethylpentyl, 2,3,4-trimethylpentyl, 3-methylhexyl, 2,2-dimethylhexyl, 2,4-dimethylhexyl, 2,5-dimethylhexyl, 3,5-dimethylhexyl, 2,4-dimethylpentyl, 2-methylheptyl, 3-methylheptyl, n-heptyl, isoheptyl, n-octyl, and isooctyl.

The term “alkylaryl”, “C₁₋₂₀alkylaryl”, or “C₁₋₁₀alkylaryl”, refers to a compound having an alkyl group bonded to an aryl group wherein the “alkyl”, “C₁₋₂₀alkyl”, C₁₋₁₀alkyl”, and “aryl” moieties, are each defined supra.

The term “dialkylaryl”, “C₁₋₂₀dialkylaryl”, or “C₁₋₁₀dialkylaryl”, refers to an aryl moiety substituted with two alkyl groups, wherein the “alkyl”, “C₁₋₂₀alkyl”, C₁₋₁₀alkyl”, and “aryl” moieties, are each defined supra. It will be appreciated that each alkyl group can provide a point for bonding to another atom in a compound of Formula 2.

The term “low corrosion” generally refers to a concentration or amount effective to substantially inhibit or reduce corrosion, for example typically a loss of less than about 100 microns per year in the thickness of a metal in contact with the hydraulic fluid. In another example, the term “low corrosion” may refer to a loss of less than about 10 microns per year in the thickness of a metal in contact with the hydraulic fluid. The corrosion may be determined using the protocol in ASTM D4636.

General Terms

Throughout this disclosure, unless specifically stated otherwise or the context requires otherwise, reference to a single step, composition of matter, group of steps or group of compositions of matter shall be taken to encompass one and a plurality (i.e. one or more) of those steps, compositions of matter, groups of steps or groups of compositions

of matter. Thus, as used herein, the singular forms "a", "an" and "the" include plural aspects unless the context clearly dictates otherwise. For example, reference to "a" includes a single as well as two or more; reference to "an" includes a single as well as two or more; reference to "the" includes a single as well as two or more and so forth.

5 Those skilled in the art will appreciate that the disclosure herein is susceptible to variations and modifications other than those specifically described. It is to be understood that the disclosure includes all such variations and modifications. The disclosure also includes all of the steps, features, compositions and compounds referred to or indicated in this specification, individually or collectively, and any and all combinations or any two or
10 more of said steps or features.

Each example of the present disclosure described herein is to be applied mutatis mutandis to each and every other example unless specifically stated otherwise. The present disclosure is not to be limited in scope by the specific examples described herein, which are intended for the purpose of exemplification only. Functionally-equivalent
15 products, compositions and methods are clearly within the scope of the disclosure as described herein.

The term "fire retardant" refers to a property for a substance, additive or compound that may reduce flammability or delay combustion in fluids.

The term "lubricant", "lubricity" or like term, refers to a property for a substance,
20 additive or compound that may facilitate reduction in friction or wear.

The term "high temperature stability" generally refers to a reduced or low degree of decomposition when heated to a temperature of about 250°C for about 1 hour.

The term "and/or", e.g., "X and/or Y" shall be understood to mean either "X and Y" or "X or Y" and shall be taken to provide explicit support for both meanings or for
25 either meaning.

Throughout this specification the word "comprise", or variations such as "comprises" or "comprising", will be understood to imply the inclusion of a stated element, integer or step, or group of elements, integers or steps, but not the exclusion of any other element, integer or step, or group of elements, integers or steps.

30 The term "consists of", or variations such as "consisting of", refers to the inclusion of any stated element, integer or step, or group of elements, integers or steps, that are

recited in context with this term, and excludes any other element, integer or step, or group of elements, integers or steps, that are not recited in context with this term.

It will be clearly understood that, although a number of prior art publications are referred to herein, this reference does not constitute an admission that any of these documents forms part of the common general knowledge in the art, in Australia or in any other country.

Unless otherwise defined, all technical and scientific terms used herein have the same meaning as commonly understood by one of ordinary skill in the art to which this invention belongs. Although methods and materials similar or equivalent to those described herein can be used in the practice or testing of the present invention, suitable methods and materials are described below. In case of conflict, the present specification, including definitions, will control. In addition, the materials, methods, and examples are illustrative only and not intended to be limiting.

Hydraulic Fluid Composition

The present disclosure provides hydraulic fluid compositions comprising one or more polysiloxane compounds. The present disclosure also provides hydraulic fluid compositions further comprising one or more phosphonate compounds. The phosphonate compound may be a diphosphonate compound. The polysiloxane compounds may be any one or more compounds of Formula 1 or Formula 1a as described herein. The phosphonate compounds may be any one or more diphosphonate compounds of Formula 2 as described herein. The phosphonate compounds may be any one or more phosphonate compounds of Formula 3 as described herein. The hydraulic fluid compositions may also comprise or further consist of any one or more additional compounds and additives as described herein. The hydraulic fluid composition may comprise a polysiloxane compound in a weight % of the total composition selected in a range of between 15 and 85%, 20 and 80%, 25 and 75%, 30 and 70%, 35 and 65%, 40 and 60%, or 45 and 55%. The hydraulic fluid composition may comprise a polysiloxane compound (in a weight %) of the total composition of at least about 15, 20, 25, 30, 35, 40, 45, 50, 55, 60, 65, 70, 75, or 80%. The hydraulic fluid composition may comprise a polysiloxane compound (in a weight %) of the total composition of less than about 80, 75, 70, 65, 60, 55, 50, 45, 40, 35, or 30%. The polysiloxane compound can provide a viscosity modifier property to the composition, and

may include additional properties, such that in a composition comprising a diphosphonate compound there is provided a more effective hydraulic fluid, for example a hydraulic fluid effective for use in aircraft. For example, according to at least some examples the hydraulic fluid composition may not require a further viscosity modifier additive. In contrast to halogenated polysiloxanes, the non-halogenated polysiloxane compounds as described herein may also be less damaging or corrosive, and may provide other lubricity or flash point properties effective for use with a diphosphonate compound within a hydraulic fluid. The non-halogenated polysiloxanes may also be more benign and more user friendly, and may reduce the need for an anti-erosion or anti-corrosion additive, such as fluorinated surfactant, for example PFOS.

At least according to some examples as described herein, increased amounts or ratios of polysiloxanes relative to diphosphonates can provide further advantageous properties to the fluid including one or more of an improved viscosity across a range of temperatures (including sub-ambient), compatibility with paint, O-ring seals and metals, miscibility (with e.g. Skydrol® brand fire-resistant hydraulic fluids), lubricity, and pour point. Increased amounts of diphosphonates in the fluid can also provide improved fire retardant properties.

The hydraulic fluid compositions may comprise a polysiloxane compound wherein the number of aryl or alkylaryl (e.g. phenyl, benzyl or phenethyl) substituents in the polysiloxane compound provides a mol % of aryl moieties in the polysiloxane compound in a range selected from between 2 and 50 mol%, 5 and 45 mol %, 10 and 40 mol%, 15 and 35 mol%, or 20 and 30 mol% relative to silicon. At least according to some examples further advantages may be provided by aryl moieties being provided in the polysiloxanes compounds, for example in materials compatibility, rheological properties such as viscosity and thermal properties (e.g. flash and fire point).

The hydraulic fluid composition may comprise a diphosphonate compound in a weight % of the total composition selected in a range of between 15 and 85%, 20 and 80%, 25 and 75%, 30 and 70%, 35 and 65%, 40 and 60%, or 45 and 55%. The hydraulic fluid composition may comprise a diphosphonate compound in a weight % of the total composition of at least about 5, 10, 15, 20, 25, 30, 35, 40, 45, 50, 55, 60, 65, 70, or 75%. The hydraulic fluid composition may comprise a diphosphonate compound in a weight %

of total composition of less than about 70, 65, 60, 55, 50, 45, 40, 35, 30, 25, 20, 15, or 10%. The diphosphonate compound can provide fire retardant and lubricity properties to the composition. The diphosphonate compound may be more user friendly and therefore more acceptable in relation to use in hydraulic fluids.

5 The hydraulic fluid composition may comprise or consist of a polysiloxane compound and a diphosphonate compound with a volume ratio selected from a range at or between about 95:5 to 5:95, 90:10 to 10:90, 85:15 to 15:85, 80:20 to 20:80, 25:75 to 25:75, 70:30 to 30:70, 65:35 to 35:65, 60:40 to 40:60, 55:45 to 45:55, or about 50:50. As mentioned above, the amount of polysiloxane compound and diphosphonate compound in
10 the fluid can be selected to provide improved rheological properties for a particular use, such as a more balanced combination of viscosity, lubricity and fire retardant properties, in relation to the desired use,

 The hydraulic fluid composition may further comprise or consist of additional components, for example additional compounds and/or additives as described herein, in an
15 amount by weight % in the total composition of less than about 50, 45, 40, 35, 30, 25, 20, 15, 10, or 5%. The hydraulic fluid composition may further comprise or consist of one or more additional components in an amount by weight % in the total composition of at least about 1, 2, 5, 10, 15, 20, 25, 30, 35, or 40%. The hydraulic fluid composition may further
20 comprise or consist of one or more additional components in an amount by weight % in the total composition of a range of about 1% to 30%, about 3% to 25%, or about 5% to 20%. The amount and type of one or more additional components included in the hydraulic fluid can also be selected to provide improved rheological properties for a particular use or to add an additional property to the fluid or mitigate a property of the fluid.

25 The hydraulic fluid compositions may be formulated for use in aircraft, or formulated to provide certain properties or achieve certain specifications, for example formulated for SAE AS1241 specifications.

 In one example, the hydraulic fluid compositions comprise polysiloxane compounds consisting of polysiloxane compounds according to any examples as described
30 herein. For example, the hydraulic fluid compositions may be substantially free of any siloxane or polysiloxane compounds falling outside of those examples describing the

polysiloxane compounds. It would be appreciated that the hydraulic fluid compositions for this particular example may include one or more other compounds and additives as described herein providing they were not selected from siloxanes or polysiloxanes.

Flash Point

5 The hydraulic fluid composition may have a flash point selected from at least 160°C, at least 170°C, at least 180°C, at least 190°C, at least 200°C, at least 210°C, at least 220°C, at least 230°C, at least 240°C, at least 250°C, at least 260°C, at least 270°C, at least 280°C, at least 290°C, or at least 300°C.

 The hydraulic fluid composition may have a flash point between 160°C and 300°C.

10 The hydraulic fluid composition may have a flash point selected from between a range of about 180°C and 290°C, about 200°C and 280°C, about 210°C and 270°C, about 220°C and 260°C, or about 240°C and 250°C.

 The flash points may be determined using the protocol provided in ASTM D4206. The ASTM D4206 method involves using 2-4 ml volumes of the fluid composition with a Stanhope Seta Open Cup Apparatus.

15 The hydraulic fluid compositions according to at least some examples as described herein can have a flash point that meets SAE AS1241 specifications.

Fire Point

 The hydraulic fluid composition may have a fire point selected from at least 160°C, at least 170°C, at least 180°C, at least 190°C, at least 200°C, at least 210°C, at least 220°C, at least 230°C, at least 240°C, at least 250°C, at least 260°C, at least 270°C, at least 280°C, at least 290°C, or at least 300°C.

 The hydraulic fluid composition may have a fire point between about 160°C and 300°C. The hydraulic fluid composition may have a fire point selected from between a range of about 180°C and 290°C, about 200°C and 280°C, about 210°C and 270°C, about 220°C and 260°C, or about 240°C and 250°C.

 The fire points may be determined using the protocol in ASTM D4206 or ASTM D92.

 The hydraulic fluid compositions according to at least some examples as described herein can have a fire point that meets SAE AS1241 specifications.

30

Pour Point

The hydraulic fluid composition may have a pour point of less than 10°C, 20°C, 30°C, 40°C, 45°C, 50°C, 55°C, 60°C, 65°C, 70°C, or 75°C.

The pour point may be determined using the protocol in ASTM D97.

5 Density

The hydraulic fluid composition may have a density (at 298K) of less than about 1.5 g/cm³. The hydraulic fluid composition may have a density of less than about 1.4 g/cm³, about 1.3 g/cm³, about 1.2 g/cm³, about 1.1 g/cm³, about 1.08 g/cm³, about 1.06 g/cm³, about 1.04 g/cm³, about 1.02 g/cm³, about 1.01 g/cm³, or about 1.00 g/cm³.

10 The hydraulic fluid compositions according to at least some examples as described herein can have a density that meets SAE AS1241 specifications.

Melting Point

The hydraulic fluid composition may have a melting point at atmospheric pressure of less than about 0°C. The hydraulic fluid composition may have a melting point selected from less than about -10°C, about -20°C, about -30°C, about -40°C, about -45°C, or about 15 -50%.

The hydraulic fluid compositions according to at least some examples as described herein can have a melting point that meets SAE AS1241 specifications.

Viscosity

20 The hydraulic fluid composition may have a viscosity (at 100°F) selected from between a range of about 5 and 15 cP, about 6 and 14 cP, about 7 and 13 cP, about 8 and 12 cP, or about 9 cP and 11 cP.

The hydraulic fluid composition may have a viscosity (at -65°F) selected from between a range of about 500 and 3500 cP, about 1000 and 3000 cP, or about 1500 and 25 2500 cP.

The viscosity may be determined using the protocol in ASTM D445, and for example ASTM D445FL1 for low temperature measurements.

The hydraulic fluid compositions according to at least some examples as described herein can have a viscosity that meets SAE AS1241 specifications.

Paint Hardness

Paint hardness testing of a painted surface exposed to a hydraulic fluid can provide an indication for compatibility of the fluid with painted surfaces, since the hydraulic fluid may, in use, contact painted surfaces.

5 The hydraulic fluid composition may have a paint hardness (pencil push) after 28 days of exposure to the fluid at ambient temperature (about 20°C) of at least 7B, 6B, 5B, 4B, 3B, or 2B.

 The hydraulic fluid composition may have a paint hardness (pencil push) after 28 days of exposure to the fluid at about 60°C of at least 7B, 6B, 5B, 4B, 3B, or 2B.

10 The hydraulic fluid composition may have a paint hardness (ultimate) after 28 days of exposure to the fluid at ambient temperature of at least 4B, 3B, 2B.1B, F, HB, 1H, 2H, 3H, 4H, 5H, or 6H.

 The paint hardness may be determined using the protocol in ASTM D3363.

 The hydraulic fluid compositions according to at least some examples as described
15 herein can have a paint hardness property that meets SAE AS1241 specifications.

O-Ring Swell

 O-ring swell testing by exposing O-rings to a hydraulic fluid can provide another indication for compatibility of the fluid with other materials, such as those used in aerospace industry, since the hydraulic fluid may, in use, come into contact with those
20 types of materials.

 The hydraulic fluid composition may have a reduction in volume of O-rings by less than 35%, 30%, 25%, 20%, 19%, 18%, 17%, 16%, 15%, 14%, 13%, 12%, 11%, or 10%,
The hydraulic fluid composition may induce a reduction in volume of O-rings in a range of about 0-30%, about 2-25%, about 4-20%, or about 6-18%.

25 The O-ring swell test may be determined using the protocol in ASTM D6546. The test may be conducted using a Kapco or Parker O-ring.

 The hydraulic fluid compositions according to at least some examples as described herein can have an O-ring swell test property that meets SAE AS1241 specifications.

Wick Cycle

30 The wick cycle test is used to determine the effect of evaporation on the flammability of hydraulic fluids. The test essentially measures the fire resistance of

hydraulic fluids by cycling fluid soaked wicks (i.e., pipe cleaner stems) into a Bunsen burner flame. The number of cycles to ignition of the wick is counted. About 30 cycles per minute are run. Fluids are tested at ambient temperature. The hydraulic fluid samples are to resist ignition for a minimum number of cycles.

5 The hydraulic fluid compositions may have a wick test property where ignition of a wick does not occur for a minimum number of cycles of at least 25, at least 50, at least 75, at least 100, at least 150, at least 200, at least 250, or at least 300.

 The wick cycle may be determined using the protocol in ASTM D4172,

 The hydraulic fluid compositions according to at least some examples as described
10 herein can have a wick cycle test property that meets SAE AS1241 specifications.

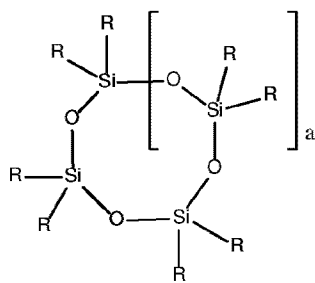
Toxicity and Environmental Impact

 The fluid compositions can be selected to provide low toxicological or environmental impact, for example lower toxicological properties relative to Skydrol® brand fire-resistant hydraulic fluids. The polysiloxanes as described herein are
15 substantially non-toxic and particularly in relation to the use of fluorinated surfactants or monophosphate esters, such as those used in Skydrol® LD4 (a phosphate ester based hydraulic fluid) and Skydrol® 5 (a phosphate ester based hydraulic fluid containing a perfluorinated surfactant as an anti-erosion additive). The diphosphonates as described
20 herein can also provide relatively low toxicological properties, particularly in relation to the use of fluorinated surfactants or monophosphate esters such as those used in Skydrol®
5. In one example, the hydraulic compositions may be substantially free of at least one of monophosphate esters and fluorinated surfactants. In another example, the hydraulic compositions may be substantially free of fluorinated surfactants, such as perfluorinated acids (e.g. PFOS).

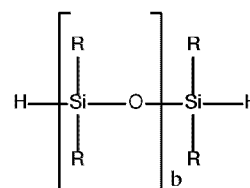
25 Reaction Product

 There may be provided a hydraulic fluid composition comprising a polysiloxane compound that is a reaction product of one or more cyclosiloxanes and a hydrogen terminated siloxane, wherein the reaction product is further capped with an alkyl, aryl or alkylaryl group. The alkyl, aryl or alkylaryl group may be provided by any one or more
30 examples thereof as described herein, for example the alkyl group may be a C₁₋₁₀alkyl.

In another example, there is provided a hydraulic fluid composition comprising a polysiloxane compound that is a reaction product of a substituted cyclosiloxane of Formula A and siloxane of Formula B optionally capped with an alkyl, aryl or alkylaryl group:



Formula A



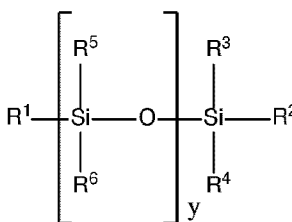
Formula B

5

wherein each R is independently selected from hydrogen, C₁₋₁₀alkyl, aryl and C₁₋₁₀alkylaryl; a is an integer selected from 0 to 20; and b is an integer selected from 1 to 15. Other examples may also be provided where Formula A and B are as described below for any one or more examples thereof.

10 *Polysiloxane compounds*

The hydraulic fluid composition of the present disclosure comprises a polysiloxane compound. The polysiloxane compound may be described according to the following chemical structure of Formula 1:



Formula 1

15

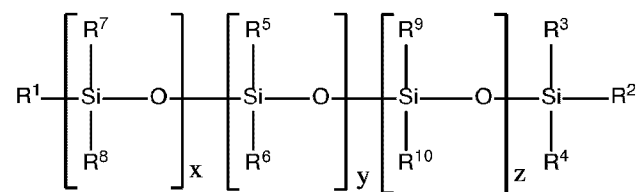
For the above Formula 1, y may be an integer selected from 1 to 40. R¹, R², R³, and R⁴, may be each independently selected from C₁₋₁₀alkyl, aryl, and C₁₋₁₀alkylaryl. Each R⁵ and each R⁶ may be independently selected from C₁₋₁₀alkyl, aryl, and C₁₋₁₀alkylaryl. It will be appreciated that when y is greater than 1 each R⁵ and each R⁶ may be independently selected from C₁₋₁₀alkyl, aryl, and C₁₋₁₀alkylaryl, for example one R⁵ group may be a C₁₋₁₀alkyl and another R⁵ group may be a C₁₋₁₀alkylaryl.

20

For the above Formula 1, y may be selected from any integer or range of integers between 1 and 40. The term y may be an integer selected from 1 to 35, 2 to 30, 3 to 25, 4 to 20, or 5 to 15, for example. The integer y may be an integer of at least 2, 4, 6, 8, 10, or 12, for example. The integer y may be an integer of equal to, or less than, 36, 34, 32, 30, 28, 26, 24, 22, 20, 18, 16, 14, 12, 10, or 8.

In another example, at least one of R¹ to R⁴, or at least one R⁵ and R⁶ from at least one of the y groups, is selected from at least one of aryl and C₁₋₁₀alkylaryl. In another example, at least one of R¹ and R² is selected from aryl and C₁₋₁₀alkylaryl. In another example, R¹ and R² are each independently selected from aryl and C₁₋₁₀alkylaryl. In another example, y is an integer selected from 2 to 25.

The above polysiloxane compounds of Formula 1 may be further described by the following polysiloxane compounds of Formula 1a:



Formula 1a

For the above Formula 1a, x may be an integer selected from 0 to 10. The term y may be an integer selected from 1 to 20. The term z may be an integer selected from 0 to 10. R¹, R², R³, and R⁴, may be each independently selected from C₁₋₁₀alkyl, aryl, and C₁₋₁₀alkylaryl. Each R⁵ and R⁶ may be independently selected from C₁₋₁₀alkyl, aryl, and C₁₋₁₀alkylaryl. Each R⁷, R⁸, R⁹, and R¹⁰, may be independently selected from C₁₋₁₀alkyl. For the above Formula 1a, each R⁷, R⁸, R⁹, and R¹⁰, may be methyl and x and z may be integers each independently selected from 1 to 3.

For the above Formula 1a, y may be selected from any integer or range of integers between 1 and 20. The term y may be an integer selected from 1 to 18, 2 to 16, 3 to 14, 4 to 12, or 5 to 11, for example. The integer y may be an integer of at least 1, 2, 3, 4, 5, 6, 7, 8, 9, or 10. The integer y may be an integer of equal to, or less than, 19, 18, 17, 16, 15, 14, 13, 12, 11, 10, 9, 8, 7, 6, 5, or 4.

For the above Formula 1a, x may be selected from any integer or range of integers between 1 and 10. The term x may be an integer selected from 1 to 9, 2 to 8, 3 to 7, or 4 to

6, for example. The integer x may be an integer of at least 1, 2, 3, 4, 5, 6, 7, or 8. The integer x may be an integer of equal to, or less than, 9, 8, 7, 6, 5, 4, 3, or 2.

For the above Formula 1a, z may be selected from any integer or range of integers between 0 and 10. The reference to an integer of zero will be understood to be the absence
5 of the group. The term z may be an integer selected from 1 to 9, 2 to 8, 3 to 7, or 4 to 6, for example. The integer z may be an integer of at least 1, 2, 3, 4, 5, 6, 7, or 8. The integer x may be an integer of equal to, or less than, 9, 8, 7, 6, 5, 4, 3, or 2.

For the above Formula 1a, the sum total of x, y and z integers, may be selected from any integer or range of integers between 2 and 40. The sum of x, y and z integers,
10 may be an integer selected from 1 to 20, 2 to 16, 3 to 14, or 4 to 12. The sum of x, y and z integers, may be an integer of at least 2, 3, 4, 5, 6, 7, 8, 9, 10, 11, or 12. The sum of x, y and z integers, may be an integer of equal to, or less than, 18, 16, 14, 12, 10, or 8.

R¹ to R¹⁰ Groups

The R¹ to R¹⁰ groups for the above polysiloxane compounds of Formula 1 and
15 Formula 1a may be further described as follows.

R¹ to R¹⁰ may each be independently selected from C₁₋₁₀alkyl, aryl, and C₁₋₁₀alkylaryl. The R¹ to R¹⁰ groups may also be selected to provide the polysiloxane compounds of Formula 1 and Formula 1a with a number, or mol %, of aryl and C₁₋₁₀alkylaryl groups. For example, the polysiloxane compounds may contain between 1 and
20 10 substituents selected from aryl and C₁₋₁₀alkylaryl groups, where the remainder of the substituents are C₁₋₁₀alkyl groups. The polysiloxane compounds may contain between 1 and 6, or 2 and 4, substituents selected from aryl and C₁₋₁₀alkylaryl groups, where the remainder of the substituents are C₁₋₁₀alkyl groups. The remainder of the C₁₋₁₀alkyl substituents groups may be methyl.

25 The number of aryl or alkylaryl substituents in the polysiloxane compound may provide a mol % of the aryl moiety in the polysiloxane compound of between 2 and 50 mol%, 5 to 45 mol%, 10 to 40 mol%, 15 to 35 mol%, or 20 to 30 mol%, relative to silicon. For example, where the aryl or arylalkyl groups contain a phenyl moiety, then the number of phenyl substituents in the polysiloxane compound may provide a mol % of phenyl in
30 the siloxane compound of between 2 and 50 mol%, 5 to 45 mol%, 10 and 40 mol%, 15 and 35 mol%, or 20 to 30 mol%.

R^1 and R^2 may be each independently selected from aryl and C_{1-10} alkylaryl. R^1 and R^2 may be independently selected from a C_{1-10} alkylaryl. The aryl or C_{1-10} alkylaryl may be a mono or bicyclic aryl. The monocyclic aryl may be phenyl or the monocyclic alkylaryl may be a C_{1-10} alkylphenyl. The C_{1-10} alkylaryl may be a C_{1-6} alkylphenyl. The C_{1-6} alkylphenyl may be phenethyl.

For Formula 1a, R^1 and R^2 may be each independently selected from C_{1-10} alkyl, aryl and C_{1-10} alkylaryl; each R^3 , R^4 , R^5 , R^7 , R^8 , R^9 , and R^{10} , may be C_{1-4} alkyl; and each R^6 and y may be selected to provide the polysiloxane compound of Formula 1a with between 1 to 10 optional substituents independently selected from aryl and C_{1-10} alkylaryl and any other substituents for each R^6 is independently selected from C_{1-4} alkyl. The optional substituents independently selected from aryl and C_{1-10} alkylaryl may be selected to provide 1 to 6 substituents, or 2 to 4 substituents.

For Formula 1, each R^3 , R^4 , and R^5 , may be selected from C_{1-10} alkyl, and each R^6 may be independently selected from C_{1-10} alkyl, aryl and C_{1-10} alkylaryl. Each R^3 , R^4 , and R^5 , may be selected from methyl, and each R^6 may be independently selected from methyl, aryl and C_{1-10} alkylaryl. R^1 and R^2 may be each independently selected from aryl and C_{1-10} alkylaryl. R^1 and R^2 may be independently selected from a C_{1-10} alkylaryl. The aryl or C_{1-10} alkylaryl may be a mono or bicyclic aryl. The monocyclic aryl may be phenyl or the monocyclic alkylaryl may be a C_{1-10} alkylphenyl. The C_{1-10} alkylaryl may be a C_{1-6} alkylphenyl. The C_{1-6} alkylphenyl may be phenethyl.

For Formula 1a, each R^3 , R^4 , R^5 , R^7 , R^8 , R^9 , and R^{10} , may be selected from C_{1-10} alkyl, and each R^6 may be independently selected from C_{1-10} alkyl, aryl and C_{1-10} alkylaryl. Each R^3 , R^4 , R^5 , R^7 , R^8 , R^9 , and R^{10} , may be selected from methyl, and each R^6 may be independently selected from methyl, aryl and C_{1-10} alkylaryl. R^1 and R^2 may be each independently selected from aryl and C_{1-10} alkylaryl. R^1 and R^2 may be independently selected from a C_{1-10} alkylaryl. The aryl or C_{1-10} alkylaryl may be a mono or bicyclic aryl. The monocyclic aryl may be phenyl or monocyclic alkylaryl may be a C_{1-10} alkylphenyl. The C_{1-10} alkylaryl may be a C_{1-6} alkylphenyl. The C_{1-6} alkylphenyl may be phenethyl, which may also be referred to herein as ethyl benzene or EB.

In another example, at least one of R^1 to R^4 , or at least one R^5 and R^6 from at least one of the y groups, is selected from at least one of aryl and C_{1-10} alkylaryl. In another

example, at least one of R^1 to R^4 , or at least one of R^5 to R^{10} from at least one of the x, y or z groups, is selected from aryl and C_{1-10} alkylaryl. In another example, at least one of R^1 and R^2 is selected from aryl and C_{1-10} alkylaryl. In another example, R^1 and R^2 are each independently selected from aryl and C_{1-10} alkylaryl. In another example, the sum of x, y and z, is between 2 and 25, and at least one of R^1 to R^4 is selected from aryl and C_{1-10} alkylaryl.

The polysiloxane compounds as described herein can provide suitable properties for use as hydraulic fluids, such as low density and rheological properties, for example effective combination of viscosity and lubricity, in relation to a desired use. The polysiloxanes at least according to some examples described herein can also provide relatively safe, low toxicological properties, and easy to handle compounds, at least relative to Skydrol® brand fire-resistant hydraulic fluids (e.g. Skydrol® 5).

Polysiloxane Dispersity

The polysiloxanes may be provided as a mixture of polysiloxane compounds as described herein. The composition and constituency of the mixture of polysiloxane compounds may also be described by its dispersity value (also referred to as Polydispersity Index - PDI), which provides an indication of the distribution of various polysiloxane compounds in the composition and can be measured by determining and dividing the weight average molecular mass by the number average molecular mass. It will be appreciated that the weight average molecular mass and number average molecular mass can be determined from a sample mixture of polysiloxanes by various chromatographic or spectrometric methods, such as HPLC or NMR methods.

The weight average molecular mass of the polysiloxane compounds may be provided in a range of about 300 to 5000, 400 to 4500, 500 to 4000, 600 to 3500, 800 to 3000, or 1000 to 2500. The weight average molecular mass of the polysiloxane compounds may be at least about 300, 500, 700, 1000, 1500, 2000, 2500, 3000, 3500, 4000, or 4500. The weight average molecular mass of the polysiloxane compounds may be less than about 5000, 4500, 4000, 3500, 3000, 2500, 2000, 1500, 1000, 700, or 500. The weight average molecular mass may be provided at a range between any two of these upper and lower limits as hereinbefore described.

The number average molecular mass of the polysiloxane compounds may be provided in a range of about 300 to 3000, 400 to 2000, 500 to 1500, 600 to 1000, or 800 to 900. The number average molecular mass of the polysiloxane compounds may be at least about 400, 500, 600, 700, 800, 900, 1000, 1500, 2000, or 2500. The number average
5 molecular mass of the polysiloxane compounds may be less than about 3000, 2500, 2000, 1500, 1000, 900, 800, 700, 600, or 500. The number average molecular mass may be provided at a range between any two of these upper and lower limits as hereinbefore described.

The dispersity of the polysiloxane compounds in the composition may be provided
10 in a range of about 1 to 20, 1 to 15, 1 to 10, 1 to 5, or 1 to 3. The dispersity of the polysiloxane compounds in the composition may be less than about 20, 19, 18, 17, 16, 15, 13, 14, 13, 12, 11, 10, 9, 8, 7, 6, 5, 4, 3, 2, or 1.5. The dispersity of the polysiloxane compounds in the composition may be at least about 1.5, 2, 3, 4, 5, 6, 7, 8, 9, 10, 11, 12, 13, 14, or 15. The dispersity of the polysiloxane compounds in the composition may be
15 provided at a range between any two of these upper and lower limits as hereinbefore described.

The polysiloxane compound of Formula 1 may be provided by a mixture of two or more polysiloxane compounds of Formula 1. For example, the polysiloxane mixture may be provided by at least 3, 4, 5, 6, 7, 8, 9, 10, 11, 12, 13, 14, 15, 16, 17, 18, or 19 different
20 polysiloxane compounds of Formula 1. The polysiloxane mixture may comprise polysiloxane compounds of Formula 1 having a y value or an average number of siloxane repeat units (Si-O) selected from 9 to 12. In another example, the polysiloxane mixture may comprise polysiloxane compounds having a y value or average number of siloxane repeat units (Si-O) selected from 8 to 13, 7 to 15, 6 to 17, 5 to 19, 4 to 21, or 3 to 23. The
25 average number may be a mean, mode or medium based average, for example based on the mixture of polysiloxane compounds of Formula 1 relative to the y value or siloxane repeat units as hereinbefore described. The polysiloxane mixture may comprise a series of different polysiloxane compounds of Formula 1 each having a different y value or a number of siloxane repeat units (Si-O) selected from and including each integer from 9 to
30 12. In another example, the polysiloxane mixture may comprise a series of different polysiloxane compounds of Formula 1 each having a different y value or a number of

siloxane repeat units (Si-O) selected from and including each integer from 8 to 13, 7 to 15, 6 to 17, 5 to 19, 4 to 21, or 3 to 23. In another example, the polysiloxane mixture may comprise at least four polysiloxane compounds each having a different number of siloxane repeat units (Si-O) selected from 9 to 12 repeat units, at least six polysiloxane compounds each having a different number of siloxane repeat units (Si-O) selected from 8 to 13 repeat units, at least eight polysiloxane compounds each having a different number of siloxane repeat units (Si-O) selected from 7 to 14 repeat units, at least ten polysiloxane compounds each having a different number of siloxane repeat units (Si-O) selected from 6 to 15 repeat units, at least twelve polysiloxane compounds each having a different number of siloxane repeat units (Si-O) selected from 5 to 16 repeat units, or at least fourteen polysiloxane compounds each having a different number of siloxane repeat units (Si-O) selected from 4 to 17 repeat units. It will be appreciated that there may be provided a formulation or hydraulic fluid composition comprising the mixture of polysiloxane compounds according to any one or more of the examples as described above.

The polysiloxane compounds and mixtures of the polysiloxane compounds, according to at least some examples as described below can provide further advantages, for example improved miscibility with other compounds and fluids, fire and flash points, rheological properties, and compatibility with materials including diphosphonates, for example,

Synthesis of Polysiloxane Compounds

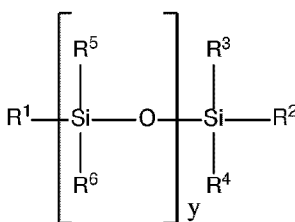
The polysiloxanes as herein described may be prepared by using a ring opening polymerisation reaction of various cyclosiloxanes, for example a cationic ring opening polymerisation (CROP) reaction. The CROP reaction may be initiated by using a cationic initiator in the presence of a hydrogen terminated siloxane. The CROP reaction and selection of reagents enables a relatively controlled synthesis and polymerisation reaction for obtaining the polysiloxanes as described herein, for example low weight polysiloxanes or mixtures of low weight polysiloxanes, such as polysiloxanes having siloxane repeat units or polydispersities as described above. This provides a process for preparing the polysiloxane compounds as described in the present disclosure, which have shown to provide surprisingly effective properties for use as more user friendly hydraulic fluids.

It will be appreciated that the cationic initiator provides acidolysis and condensation of the cyclosiloxanes, and propagation into various hydrogen terminated polysiloxanes. The hydrogen terminated polysiloxanes, which may also be provided with hydrogen groups along the siloxane chain, can then be replaced or “capped” with various alkyl, aryl and alkylaryl groups. For example, the hydrogen terminated polysiloxanes can be endcapped in the presence of a catalyst with various alkyl, aryl and alkylaryl groups, by reaction with vinyl equivalents of those groups.

The cationic initiator may be selected from acids with a non-nucleophilic base, or protic cationic acids such as H₂SO₄, HClO₄ and CF₃SO₃H (trifluorosulphonic acid), or Lewis cationic acids such as AlCl₃ and SnCl₄. In one example, the cationic initiator is CF₃SO₃H. The catalyst may be a platinum or organoplatinum compound, such as Karstedt’s catalyst.

In one example, there is provided a process for preparing the polysiloxane compounds as described herein comprising the steps of: reacting a cyclosiloxane in the presence of cationic initiator and a hydrogen terminated siloxane to form a hydrogen terminated polysiloxane; and reacting the hydrogen terminated polysiloxane in the presence of a catalyst and vinyl alkyl, aryl or arylalkyl group, to form the polysiloxane compounds.

In another example, there is provided a process for preparing a polysiloxane compound of Formula 1:



Formula 1

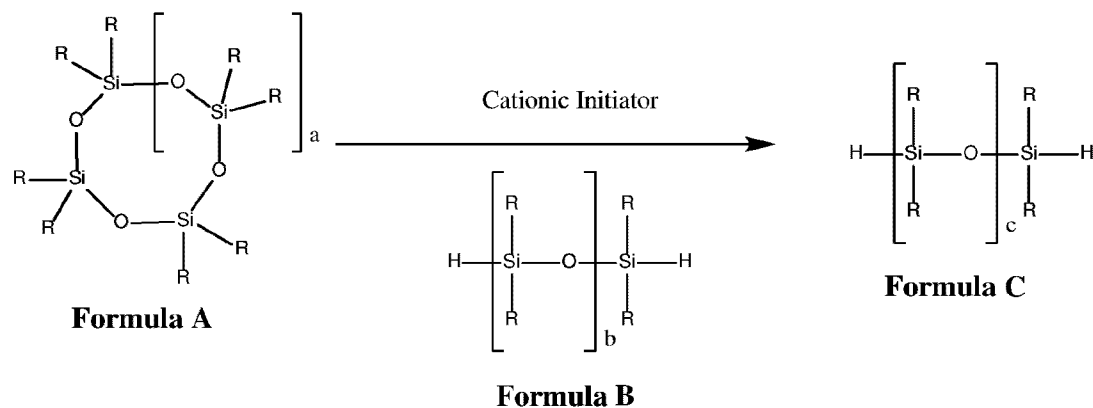
wherein

y is an integer selected from 1 to 40;

R¹, R², R³, and R⁴, are each independently selected from C₁₋₁₀alkyl, aryl, and C₁₋₁₀alkylaryl; and

Each R⁵ and R⁶ is independently selected from C₁₋₁₀alkyl, aryl, and C₁₋₁₀alkylaryl; comprising:

(a) reacting a solution comprising a substituted cyclosiloxane of Formula A with a cationic initiator in the presence of a siloxane of Formula B to form a hydrogen terminated polysiloxane of Formula C:



5 wherein each R is independently selected from hydrogen, C₁₋₁₀alkyl, aryl, and C₁₋₁₀alkylaryl;

a is an integer selected from 0 to 20;

b is an integer selected from 1 to 15;

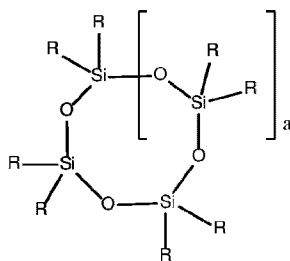
c is an integer selected from 1 to 40;

10 (b) reacting a solution comprising the polysiloxane of Formula C with at least one of an alkyl, aryl and alkylaryl group, or reactive precursor thereof, to form the polysiloxane of Formula 1.

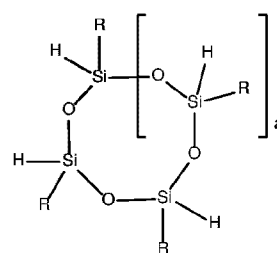
It will be appreciated that further examples for Formulae A, B and C, may be provided by any one or more examples as described herein for various polysiloxanes of
15 Formula 1.

For the reaction step (a) there may be also provided a neutralisation step following desired propagation of the polysiloxanes of Formula C, such as by completing the reaction step by neutralising any acid present with base

The cyclosiloxane of Formula A may be a cyclosiloxane of Formula A₁ or A₂:



Formula A₁



Formula A₂

wherein

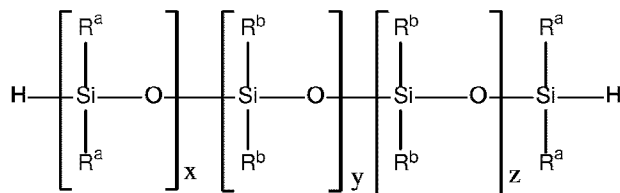
a is an integer selected from 0 to 20;

- 5 Each R is independently selected from C₁₋₁₀alkyl, aryl, and C₁₋₁₀alkylaryl.

The cyclosiloxane of Formula A may be provided by a mixture of cyclosiloxanes of Formula A₁ or A₂. For example, step (a) of the process may comprise a cyclosiloxane mixture providing a cyclosiloxane of Formula A₁ and a cyclosiloxane of Formula A₂. For example, the cyclosiloxane of Formula A₁ may be octamethylcyclosiloxane, and the
10 cyclosiloxane of Formula A₂ may be tetramethylcyclosiloxane. The ratio of Formula A₁ and A₂ may be varied depending on the number of vinyl groups desired to replace hydrogens in the siloxane chain. The ratio of Formula A₁ and A₂ may be 1:1.

The siloxane of Formula B as described above may be provided wherein each R is independently selected from C₁₋₁₀alkyl, aryl, and C₁₋₁₀alkylaryl. The siloxane of Formula
15 B may be provided wherein each R is independently selected from C₁₋₁₀alkyl, such as methyl. In an example, b is an integer selected from 1 to 10. For example, the siloxane of Formula B may be tetramethyldisiloxane (TMDS).

The siloxane compound of Formula C may be represented by a siloxane of Formula C₁:



Formula C₁

wherein

x is an integer selected from 0 to 10;

y is an integer selected from 1 to 20;

z is an integer selected from 0 to 10;

Each R^a is independently selected from C₁₋₁₀alkyl; and

Each R^b is independently selected from C₁₋₁₀alkyl, aryl, and C₁₋₁₀alkylaryl;

5 In another example for Formula C₁: each R^a is methyl; each R^b is independently selected from C₁₋₁₀alkyl, aryl, and C₁₋₁₀alkylaryl; x and z are each integers independently selected from 1 to 3; and y is an integer selected from 2 to 16 or the sum of x, y and z, is an integer selected from 2 to 16.

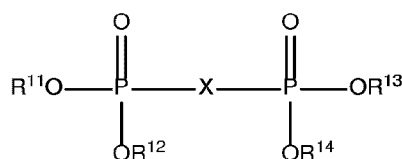
The ratio may be varied between the cyclosiloxane of Formula A and siloxane of
10 Formula B. It will be appreciated that the variation in such ratio provides an option in which to modify the polysiloxane chain lengths. For example the ratio between the siloxane of Formula B and cyclosiloxane of Formula A may be provided at least about 1:1, respectively, for example between about 1:1 to 1:10 or 1:1 to 1:5. For example, the ratio of the siloxane of Formula B and cyclosiloxane of Formula A in step (a) may be
15 provided at or between any one or more of 1:2, 1:3, 1:4, 1:5, 1:6, 1:7, or 1:8, respectively.

The reaction in step (b) above may be a reaction comprising a catalyst and vinyl group. The reaction may be a hydrosilylation reaction, for example using Karstead's catalyst. The alkyl, aryl and alkylaryl groups may be provided as a vinyl group, such as a vinylated precursor to provide the C₁₋₁₀alkyl, aryl, and C₁₋₁₀alkylaryl group, for example
20 an alkenyl or alkenylaryl group. The C₁₋₁₀alkyl, aryl, and C₁₋₁₀alkylaryl groups may cap one or more of the hydrogen groups present on the siloxane. The siloxane compound of Formula C may provide one or both ends with a hydrogen group, which may be "end capped" by the C₁₋₁₀alkyl, aryl, or C₁₋₁₀alkylaryl groups, for example end capped with ethylbenzene. The ratio of siloxanes of Formula C to vinyl groups may be at least
25 equivalent to the number of desired C₁₋₁₀alkyl, aryl, or C₁₋₁₀alkylaryl groups. The ratio of siloxanes of Formula C to vinyl groups for step (b) may be provided at least about 1:1, respectively, for example between about 1:1 to 1:10 or 1:1 to 1:5. For example, the ratio of the siloxane of Formula C and vinyl groups in step (b) may be provided at or between any one or more of 1:2, 1:3, 1:4, 1:5, 1:6, 1:7, or 1:8, respectively.

Diphosphonate compounds

The hydraulic fluid composition of the present disclosure may comprise one or more diphosphonate compounds. In one example, the diphosphonate compounds have a hydrocarbon chain linking the phosphonate groups. The hydrocarbon chain may be optionally interrupted with an aryl group, for example a benzyl group. The hydrocarbon chain may be an alkyl group as described herein.

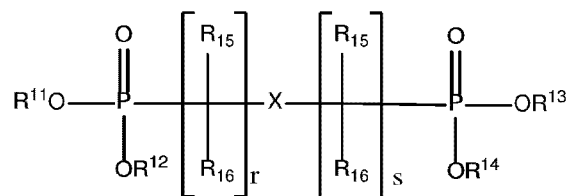
The one or more diphosphonate compounds may be represented by a compound of Formula 2:

**Formula 2**

The diphosphonate compounds of Formula 2 are further described as follows. X may be selected from a group consisting of an aryl, C₁₋₂₀alkyl, C₁₋₂₀alkylaryl, and C₁₋₂₀dialkylaryl. X may be selected from a group consisting of a C₁₋₂₀alkyl and C₁₋₂₀dialkylaryl group. The C₁₋₂₀dialkylaryl group may be a C₁₋₂₀dialkylphenyl. The C₁₋₂₀dialkylaryl may be a C₁₋₁₀dialkylphenyl, for example a 1,4-dimethylenylbenzene.

R¹¹, R¹², R¹³, and R¹⁴, may each be independently selected from C₁₋₂₀alkyl, aryl, and C₁₋₂₀alkylaryl. R¹¹, R¹², R¹³, and R¹⁴, may each be independently selected from C₁₋₂₀alkyl and C₁₋₂₀alkylaryl. R¹¹, R¹², R¹³, and R¹⁴, may each be independently selected from C₁₋₁₀alkyl and C₁₋₁₀alkylaryl. R¹¹, R¹², R¹³, and R¹⁴, may each be independently selected from C₂₋₁₀alkyl or C₂₋₆alkyl.

The one or more diphosphonate compounds may be represented by a compound of Formula 2(a):

**Formula 2(a)**

The diphosphonate compounds of Formula 2(a) can be further described as follows.

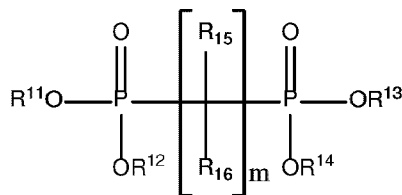
R^{11} , R^{12} , R^{13} , and R^{14} , may be provided by any examples thereof as previously described above.

5 X may be absent or an aryl, for example a benzene group.

Each of the terms r and s may be an integer selected from 0 to 10, providing r is at least 1 when s is 0 and X is absent. Each of the terms r and s may be an integer selected from 1 to 10. The terms r and s may be integers independently selected from 1 to 9, 1 to 6, or 2 to 4, for example. Each independent term r and s may be at least 1, 2, 3, 4, 5, 6, 7, or 8. Each independent term r and s may be equal to, or less than, 9, 8, 7, 6, 5, 4, 3, or 2.

Each R^{15} and each R^{16} may be independently selected from hydrogen, C_{1-20} alkyl, aryl, and C_{1-20} alkylaryl. Each R^{15} and each R^{16} may be independently selected from hydrogen, C_{1-10} alkyl, aryl, and C_{1-10} alkylaryl. Each R^{15} and each R^{16} may be independently selected from hydrogen, C_{1-10} alkyl, and C_{1-10} alkylaryl. Each R^{15} and each R^{16} may be independently selected from hydrogen and C_{1-10} alkyl. Each R^{15} and each R^{16} may be independently selected from hydrogen and methyl. Each R^{15} and each R^{16} may be hydrogen.

The diphosphonate compounds may be represented by a compound of Formula 2a(i):



20

Formula 2(a)(i)

The diphosphonate compounds of Formula 2(a)(i) may be further described as follows.

The term m may be an integer selected from 1 to 10. The term m may be selected from any integer or range of integers between 1 and 10. The term m may be an integer selected from 1 to 9, 1 to 6, or 2 to 4, for example. The integer m may be an integer of at least 1, 2, 3, 4, 5, 6, 7, or 8. The integer m may be an integer of equal to, or less than, 9, 8, 7, 6, 5, 4, 3, or 2.

25

R^{11} , R^{12} , R^{13} , and R^{14} , may each be independently selected from C_{1-20} alkyl, aryl, and C_{1-20} alkylaryl. R^{11} , R^{12} , R^{13} , and R^{14} , may each be independently selected from C_{1-20} alkyl and C_{1-20} alkylaryl. R^{11} , R^{12} , R^{13} , and R^{14} , may each be independently selected from C_{1-10} alkyl and C_{1-10} alkylaryl. R^{11} , R^{12} , R^{13} , and R^{14} , may each be independently selected from C_{2-10} alkyl or C_{2-6} alkyl.

Each R^{15} and R^{16} may be independently selected from hydrogen, C_{1-20} alkyl, aryl, and C_{1-20} alkylaryl. Each R^{15} and R^{16} may be independently selected from hydrogen, C_{1-10} alkyl, aryl, and C_{1-10} alkylaryl. Each R^{15} and R^{16} may be independently selected from hydrogen, C_{1-10} alkyl, and C_{1-10} alkylaryl. Each R^{15} and R^{16} may be independently selected from hydrogen and C_{1-10} alkyl. Each R^{15} and R^{16} may be independently selected from hydrogen and methyl. Each R^{15} and R^{16} may be hydrogen.

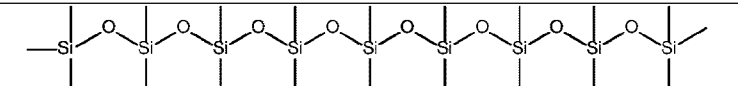
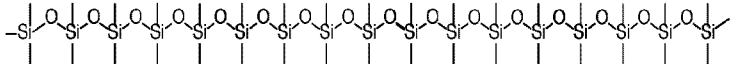
The diphosphonate compounds as described herein can provide suitable properties for use as hydraulic fluids when mixed with the polysiloxane compounds as described herein. For example the diphosphonate compounds can provide a fire retardant property to the fluid, or provide a suitable density (e.g. weight) and rheological properties, for example an effective combination of fire retardant and lubricity to the fluid, in relation to a desired use.

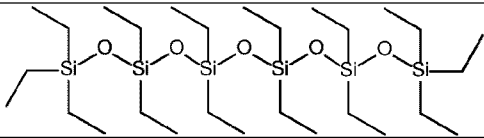
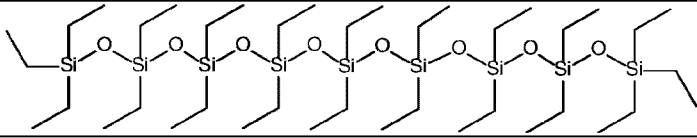
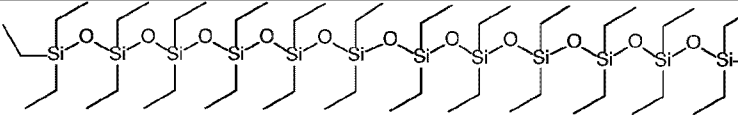
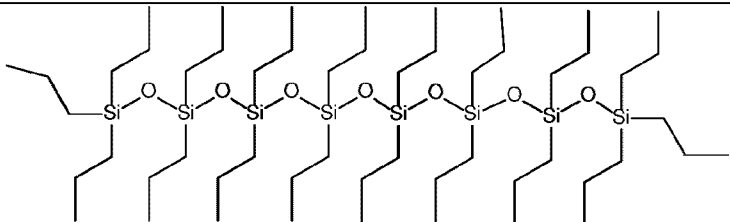
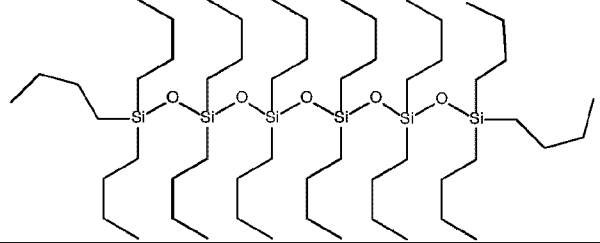
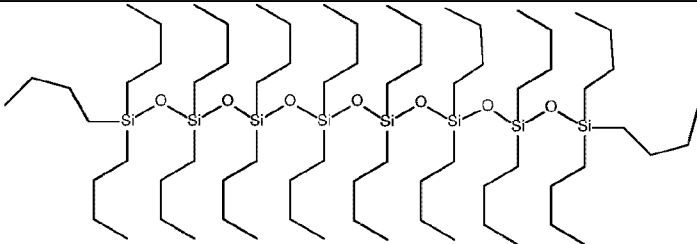
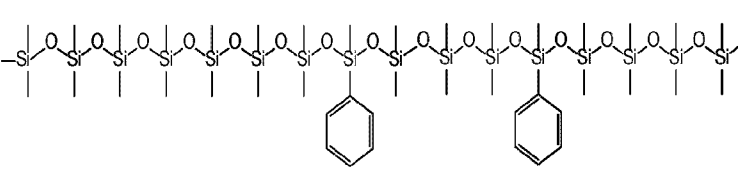
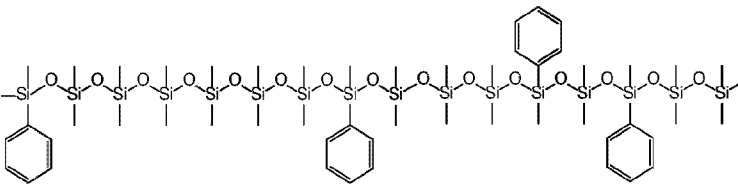
It will be also appreciated that all formulae and compound structures of the present disclosure as described herein, which includes polysiloxane or diphosphonate compounds, can encompass any stereoisomers thereof, including any geometric isomers (e.g. cis/trans or E/Z isomerism). For example, any formulae or compound structures of the present disclosure include all cis and trans isomers as well as any mixtures thereof.

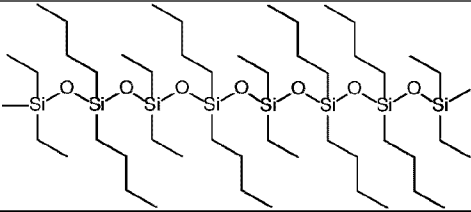
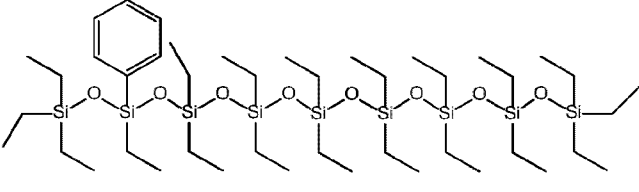
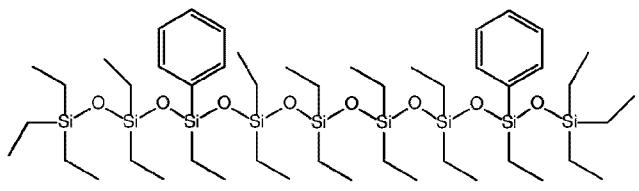
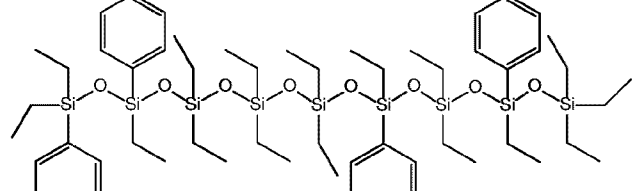
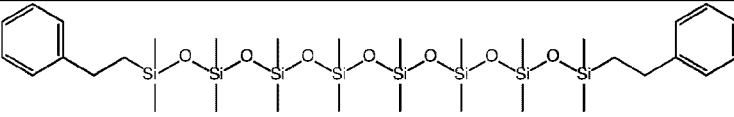
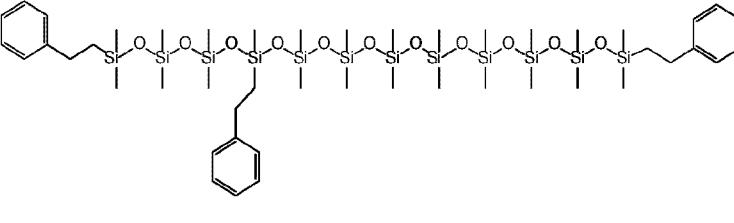
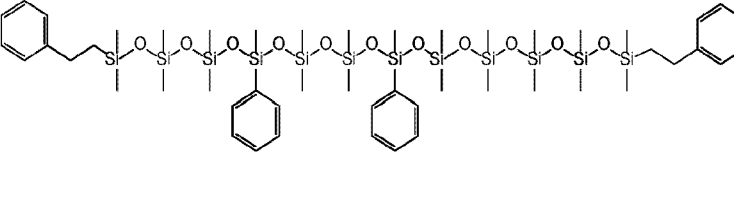
Example compounds

Some examples of polysiloxane compounds of Formula 1 are provided in Table 1 as follows:

Table 1: Compounds of Formula 1

Chemical Structure	Substituents	Ref.
	R^1 to R^6 are methyl y is 8	D9 Polydimethyl Siloxane
	R^1 to R^6 are methyl y is 16	PDMS-16 Polydimethyl Siloxane

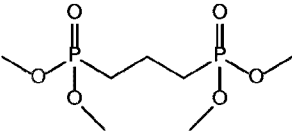
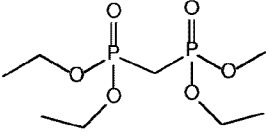
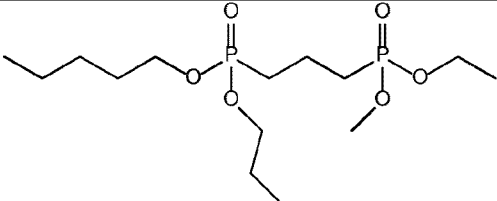
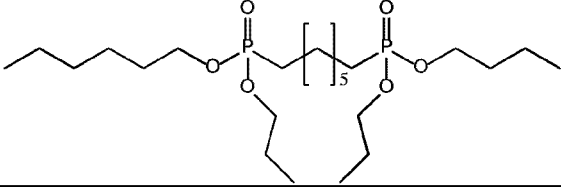
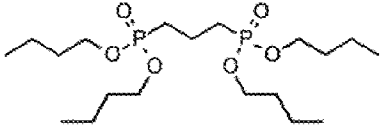
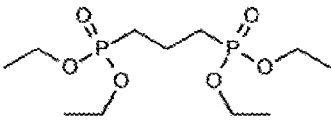
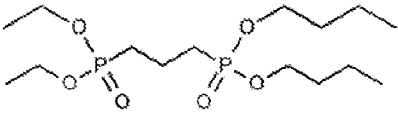
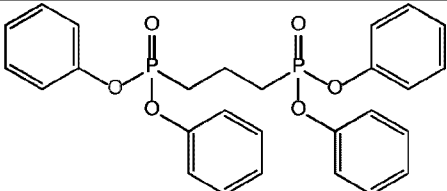
	R ¹ to R ⁶ are ethyl y is 5	PDES-6 Polydiethyl Siloxane
	R ¹ to R ⁶ are ethyl y is 8	PDES-9 Polydiethyl Siloxane
	R ¹ to R ⁶ are ethyl y is 11	PDES-12 Polydiethyl Siloxane
	R ¹ to R ⁶ are n-propyl y is 7	PDPS-8 PolyDiPropyl Siloxane
	R ¹ to R ⁶ are n-butyl y is 5	PDDBS-6 PolyDiButyl Siloxane
	R ¹ to R ⁶ are n-butyl y is 7	PDDBS-8 PolyDiButyl Siloxane
	R ¹ to R ⁴ are methyl 2 x R ⁵ are phenyl and remaining R ⁵ are methyl R ⁶ are methyl y is 15	D16(2Ph) Phenylmethyl Siloxane- dimethyl Siloxane
	R ¹ to R ⁴ is methyl 4 x R ⁵ are phenyl and remaining R ⁵ are methyl R ⁶ are methyl y is 15	D16(4Ph) Phenylmethyl Siloxane- dimethyl Siloxane

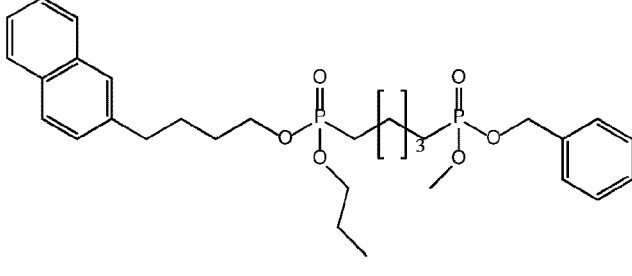
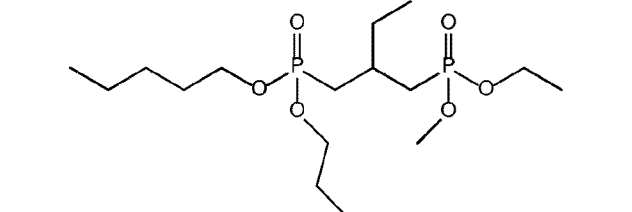
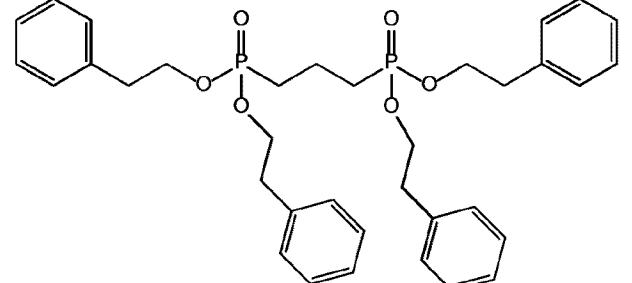
	<p>R¹ to R⁴ are methyl and ethyl R⁵ and R⁶ are ethyl and butyl y is 7</p>	<p>P(DE-co-DB)S-8 Alkylated Siloxane</p>
	<p>R¹ to R⁴ are ethyl 1 x R⁵ is phenyl and remaining R⁵ are ethyl R⁶ is ethyl y is 8</p>	<p>P(dE-co-PM)S-9-1\ Ethylphenyl Siloxane</p>
	<p>R¹ to R⁴ are ethyl 2 x R⁵ are phenyl and remaining R⁵ are ethyl R⁶ is ethyl y is 8</p>	<p>P(dE-co-PM)S-9-2 Ethylphenyl Siloxane</p>
	<p>R¹ to R⁴ are ethyl 4 x R⁵ are phenyl and remaining R⁵ are ethyl R⁶ is ethyl y is 8</p>	<p>P(dE-co-PM)S-9-4 Ethylphenyl Siloxane</p>
	<p>R¹ and R² are phenethyl R³, R⁴, R⁵ and R⁶ are methyl y is 7</p>	<p>EB-D8-EB</p>
	<p>R¹ and R² are phenethyl R³ and R⁴ are methyl Each R⁵ and R⁶ is methyl or phenethyl y is 11</p>	<p>EB-D12(EB)-EB</p>
	<p>R¹ and R² are phenethyl R³ and R⁴ are methyl Each R⁵ and R⁶ is methyl or phenyl y is 11</p>	<p>EB-D12(Ph2)-EB</p>

	<p>R¹ and R² are phenethyl R³ and R⁴ are methyl Each R⁵ and R⁶ is methyl or phenethyl y is 11</p>	EB-D12(EB2)-EB
	<p>R¹ and R² are phenethyl R³ and R⁴ are methyl Each R⁵ and R⁶ is methyl or phenyl y is 11</p>	EB-D12(Ph)-EB
	<p>R¹ and R² are phenethyl R³ and R⁴ are methyl Each R⁵ and R⁶ is methyl or phenyl y is 15</p>	EB-D16(Ph2)-EB
	<p>R¹ and R² are phenethyl R³ and R⁴ are methyl Each R⁵ and R⁶ is methyl or phenethyl y is 15</p>	EB-D16(EB2)-EB
	<p>R¹ and R² are methyl R³ and R⁴ are phenyl Each R⁵ and R⁶ is methyl or phenyl y is 7</p>	Ph2-D8-Ph2
	<p>R¹ and R² are phenyl R³ and R⁴ is phenyl or methyl Each R⁵ and R⁶ is methyl or phenyl y is 15</p>	Ph2-D16-Ph2

Some examples of diphosphonate compounds of Formula 2 are provided in Table 2 as follows:

Table 2: Compounds of Formula 2

Chemical Structure	Substituents	Chemical Name
	$m = 3$ R^{11}, R^{12}, R^{13} and R^{14} are methyl R^{15} and R^{16} are hydrogen	Tetramethyl propane-1,3-diylbis(phosphonate)
	$m = 1$ R^{11}, R^{12}, R^{13} and R^{14} are methyl or ethyl R^{15} and R^{16} are hydrogen	Diethyl ((ethoxy(methoxy)phosphoryl)methyl)phosphonate
	$m = 3$ R^{11}, R^{12}, R^{13} and R^{14} are methyl, ethyl, propyl or pentyl R^{15} and R^{16} are hydrogen	Pentyl propyl (3-(ethoxy(methoxy)phosphoryl)propyl)phosphonate
	$m = 7$ R^{11}, R^{12}, R^{13} and R^{14} are propyl or pentyl R^{15} and R^{16} are hydrogen	Heptyl propyl (7-(butoxy(propoxy)phosphoryl)heptyl)phosphonate
	$m = 3$ R^{11}, R^{12}, R^{13} and R^{14} are butyl R^{15} and R^{16} are hydrogen	Tetrabutyl propane-1,3-diylbis(phosphonate)
	$m = 3$ R^{11}, R^{12}, R^{13} and R^{14} are ethyl R^{15} and R^{16} are hydrogen	Tetraethyl propane-1,3-diylbis(phosphonate)
	$m = 3$ R^{11} and R^{12} are ethyl, and R^{13} and R^{14} are butyl R^{15} and R^{16} are hydrogen	Dibutyl (3-(diethoxyphosphoryl)propyl)phosphonate
	$m = 3$ R^{11}, R^{12}, R^{13} and R^{14} are phenyl Each R^{15} and R^{16} are hydrogen	Tetraphenyl propane-1,3-diylbis(phosphonate)

	$m = 5$ R^{11} , R^{12} , R^{13} and R^{14} are methyl, propyl, methylbenzene or butylnaphthene Each R^{15} and R^{16} are hydrogen	Benzyl methyl (5-((4-(naphthalen-2-yl)butoxy)(propoxy)phosphoryl)pentyl)phosphonate
	$m = 3$ R^{11} , R^{12} , R^{13} and R^{14} are methyl, ethyl, propyl, or pentyl Each R^{15} and R^{16} are hydrogen or ethyl	Pentyl propyl (2-((ethoxy(methoxy)phosphoryl)methyl)butyl)phosphonate
	$m = 3$ R^{11} , R^{12} , R^{13} and R^{14} are, ethylbenzene Each R^{15} and R^{16} are hydrogen	Tetraphenethyl propane-1,3-diylbis(phosphonate)

Additional Components

The hydraulic fluid composition of the present disclosure may also comprise or consist of any one or more additional components, such as “additional compounds” and

5 “additional additives” as described below, which may assist in its function as a hydraulic fluid composition. The additional compounds may comprise or consist of monophosphonate compounds, phosphazene compounds, phosphinate compounds, or combinations thereof. For example, the hydraulic fluid composition may comprise or consist of one or more polysiloxane compounds according to any examples thereof as

10 described herein, one or more diphosphonate compound according to any examples thereof as described herein, and a monophosphonate compound according to any examples thereof as described herein. These additional components, namely the “additional compounds” and “additional additives” as described below are examples only and other additional compounds or components may be used in the compositions.

The fluid compositions may also be selected to provide further advantages, such as low toxicological or environmental impact fluids, for example lower toxicological properties relative to Skydrol® brand fire-resistant hydraulic fluids including Skydrol® LD4 (monophosphate ester based hydraulic fluid) and Skydrol® 5 (a monophosphate ester based hydraulic fluid containing a perfluorinated surfactant as an anti-erosion additive). The polysiloxanes as described herein can provide a low toxicity, particularly in relation to fluorinated surfactants or monophosphate esters, such as those used in Skydrol® 5. The diphosphonates as described herein can also provide a low toxicity, particularly in relation to fluorinated surfactants or phosphate esters, such as those used in Skydrol® 5. In one example, the hydraulic compositions may be substantially free of at least one of monophosphate esters and fluorinated surfactants (e.g. PFOS). In another example, the hydraulic compositions may be substantially free of fluorinated surfactants (e.g. PFOS). For example, the additional components including additional compounds and additional additives as described herein may be selected to exclude any fluorinated surfactants. In another example, the additional components including additional compounds and additional additives as described herein may be selected to exclude at least one of fluorinated surfactants and monophosphate esters.

The additional components, namely the “additional compounds” and “additional additives”, either together or individually, may be included in the hydraulic fluid compositions in an amount of up to about 30% (on a by weight basis of the total hydraulic fluid composition), for example less than about 30%, 25%, 20%, 15%, 10%, 5%, 4%, 3%, 2%, or 1%, or for example at least about 1%, 2%, 3%, 4%, 5%, 10%, 15%, 20%, or 25%. The additional components may be included in the hydraulic fluid composition in an amount of between about 1% and about 30% by weight of the total hydraulic fluid composition, for example between about 2% and about 25%, about 3% and about 20%, or about 5% and about 15%.

The reference to “substantially free” generally refers to the absence of the compound in the composition other than any trace amounts or impurities that may be present, for example this may be an amount by weight % in the total composition of less than about 1%, 0.1%, 0.01%, 0.001%, or 0.0001%. The compositions as described herein may also include, for example, impurities in an amount by weight % in the total

composition of less than about 5%, 4%, 3%, 2%, 1%, 0.5%, 0.1%, 0.01%, 0.001%, or 0.0001%. An impurity in one particular example where the composition comprises or consists of one or more polysiloxane compounds where y is at least 2 for Formula 1 (or the sum of x, y and z, is at least 2 for Formula 1a), may for example be a disiloxanyl
 5 compound, such as diethylbenzene disiloxane.

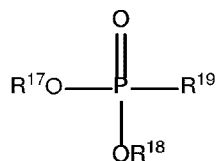
Additional Compounds

Monophosphonate Compounds

An additional component in the hydraulic fluid composition of the present disclosure may further comprise or consist of one or more monophosphonate compounds.
 10 The monophosphonate compound may facilitate or impart further properties suitable for use in the hydraulic fluid compositions, for example by providing further lubricity or fire retardant properties, or modifying viscosity.

In one example, the monophosphonates may be substituted with hydrocarbon groups. The hydrocarbon groups may be selected from alkyl, alkyaryl, and aryl, according
 15 to any examples of those groups as described herein. The hydrocarbon group may be an alkyl group. The alkyl group may be a straight chained alkyl. The selection of monophosphonate compounds may provide compounds of lower toxicity than phosphate esters of Skydrol® LD4 or Skydrol®5, for example.

The monophosphonate compound may be represented by a compound of
 20 Formula 3:



Formula 3

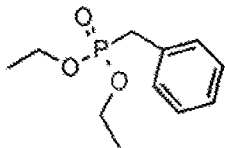
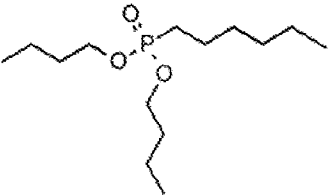
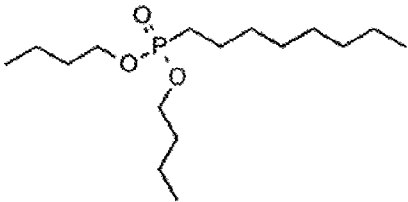
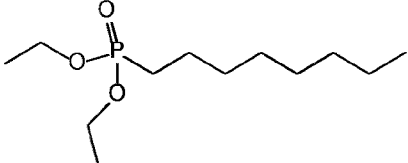
The above monophosphonate compounds of Formula 3 may be further described, wherein each of R¹⁷, R¹⁸, and R¹⁹, are independently selected from C₁₋₂₀alkyl, aryl and C₁₋₂₀alkylaryl.
 25

Each of R¹⁷, R¹⁸, and R¹⁹, may be independently selected from C₁₋₁₀alkyl, aryl and C₁₋₁₀alkylaryl. Each of R¹⁷, R¹⁸, and R¹⁹, may be independently selected from C₁₋₁₀alkyl and C₁₋₁₀alkylaryl. Each of R¹⁷, R¹⁸, and R¹⁹, may be independently selected from C₁₋

₆alkyl and C₁₋₆alkylaryl. The aryl may be a monocyclic or bicyclic aryl. The aryl may be phenyl. The C₁₋₁₀alkylaryl may be C₁₋₁₀alkylphenyl, such as benzyl. For example, the monophosphonate compound may be diethylbenzylphosphonate or dibutyloctanephosphonate.

- 5 Examples of the monophosphonate compounds of Formula 3 may be provided by the following compounds in Table 3.

Table 3: Monophosphonate Compounds of Formula 3

Chemical Structure	Substituents	Chemical Name
	R ¹⁷ and R ¹⁸ are ethyl R ¹⁹ is benzyl	Diethylbenzyl phosphonate
	R ¹⁷ and R ¹⁸ are butyl R ¹⁹ is hexyl	Dibutylhexane phosphonate
	R ¹⁷ and R ¹⁸ are butyl R ¹⁹ is octyl	Dibutyloctane phosphonate
	R ¹⁷ and R ¹⁸ are ethyl R ¹⁹ is octyl	Diethyl octylphosphonate (DEOP)

- The hydraulic fluid composition of the present disclosure may further comprise or consist of a monophosphonate compound in an amount of up to about 30% (on a by weight basis of the total hydraulic fluid composition), for example less than about 30%, 25%, 20%, 15%, 10%, 5%, 4%, 3%, 2%, or 1%, or for example at least about 1%, 2%, 3%, 4%, 5%, 10%, 15%, 20%, or 25%. The hydraulic fluid composition may further comprise or consist of a monophosphonate compound in an amount of between about 1% and about
- 10

30% by weight of the total hydraulic fluid composition, for example between about 2% and about 25%, about 3% and about 20%, or about 5% and about 15%.

Phosphazene Compounds

Another additional component in the hydraulic fluid composition of the present
5 disclosure may further comprise or consist of one or more phosphazene compounds. Phosphazene compounds typically contain a high amount of phosphorous, which may facilitate or impart further fire retardant properties.

The phosphazene compound may be a cyclic phosphazene. The phosphazene compound may be cyclic fluorinated phosphazene compound. Examples of the
10 phosphazene compound may include 2,2,4,4,6,6-di(4-fluorophenoxy)tetra(3-trifluoromethylphenoxy)-1,3,5-triaza-2,4,6-triphosphorine, 2,2,4,4,6,6-di(3-fluorophenoxy)tetra(3-trifluoromethylphenoxy)-1,3,5-triaza-2,4,6-triphosphorine, 2,2,4,4,6,6-di(2-fluorophenoxy)tetra(3-trifluoromethylphenoxy)-1,3,5-triaza-2,4,6-triphosphorine, 2,2,4,4,6,6-tri(2-fluorophenoxy)tri(3-trifluoromethylphenoxy)-1,3,5-triaza-
15 2,4,6-triphosphorine, 2,2,4,4,6,6-tri(3-fluorophenoxy)tri(3-trifluoromethylphenoxy)-1,3,5-triaza-2,4,6-triphosphorine, 2,2,4,4,6,6-tri(4-fluorophenoxy)tri(3-trifluoromethylphenoxy)-1,3,5-triaza-2,4,6-triphosphorine, 2,2,4,4,6,6,8,8-tri(4-fluorophenoxy)penta(3-trifluoromethylphenoxy)-1,3,5,7-tetraza-2,4,6,8-tetraphosphorine, 2,2,4,4,6,6,8,8-tri(3-fluorophenoxy)penta(3-trifluoromethylphenoxy)-1,3,5,7-tetraza-2,4,6,8-tetraphosphorine,
20 2,2,4,4,6,6,8,8-tetra(4-fluorophenoxy)tetra(3-trifluoromethylphenoxy)-1,3,5,7-tetraza-2,4,6,8-tetraphosphorine, 2,2,4,4,6,6,8,8-tetra(3-fluorophenoxy)tetra(3-trifluoromethylphenoxy)-1,3,5,7-tetraza-2,4,6,8-tetraphosphorine, 2,2,4,4,6,6,8,8-2.57(3-fluorophenoxy)-5.43(3-trifluoromethylphenoxy)-1,3,5,7-tetraza-2,4,6,8-tetraphosphorine, 2,2,4,4,6,6,8,8-2.57(4-fluorophenoxy)-5.43(3-trifluoromethylphenoxy)-1,3,5,7-tetraza-
25 2,4,6,8-tetraphosphorine and mixtures thereof. In a preferred example, the phosphazene is 2,2,4,4,6,6-di(3-fluorophenoxy)tetra(m-trifluoromethylphenoxy)-1,3,5-triaza-2,4,6-triphosphorine, 2,2,4,4,6,6-di(4-fluorophenoxy)tetra(m-trifluoromethylphenoxy)-1,3,5-triaza-2,4,6-triphosphorine or mixtures thereof.

The hydraulic fluid composition of the present disclosure may further comprise or
30 consist of a phosphazene compound in an amount of up to about 30% (on a by weight basis of the total hydraulic fluid composition), for example less than about 30%, 25%,

20%, 15%, 10%, 5%, 4%, 3%, 2%, or 1%, or for example at least about 1%, 2%, 3%, 4%, 5%, 10%, 15%, 20%, or 25%. The hydraulic fluid composition may further comprise or consist of a phosphazene compound in an amount of between about 1% and about 30% by weight of the total hydraulic fluid composition, for example between about 2% and about 5 25%, about 3% and about 20%, or about 5% and about 15%.

Phosphinate Compounds

Another additional component in the hydraulic fluid composition of the present disclosure may further comprise or consist of one or more phosphinate compounds.

The phosphinate compound may be an aryl dialkyl phosphinate ester.

10 Examples of the phosphinate compound may include a phenyl-di-n-propyl phosphinate, phenyl-di-n-butyl phosphinate, phenyl-di-sec-butyl phosphinate, phenyl-di-n-pentyl phosphinate, phenyl-di-neopentyl phosphinate, phenyl-di-n-hexyl phosphinate, phenyl-di-n-ibutyl thiophosphinate, p-methoxyphenyl-di-n-butyl phosphinate, m-chlorophenyl-di-n-butyl phosphinate, phenyl-(n-propyl-n-pentyl) phosphinate, phenyl-(n-propyl-n-butyl) phosphinate, phenyl-(n-propyl-n-hexyl) phosphinate, phenyl-(n-butyl-n-pentyl) phosphinate, phenyl-(n-butyl-n-hexyl) phosphinate, phenyl-(n-pentyl-n-hexyl) phosphinate, phenyl-(neopentyl-n-propyl) phosphinate, phenyl-(neopentyl-n-butyl) phosphinate, phenyl-(neopentyl-n-hexyl) phosphinate, thiophenyl-di-n-propyl phosphinate, thiophenyl-di-n-pentyl phosphinate, cresyl-di-n-pentyl phosphinate, tert.-butylphenyl-di-n-butyl phosphinate, n-butylphenyl-di-n-butyl phosphinate, sec-butylphenyl-di-n-butyl phosphinate, ethylphenyl-di-n-butyl phosphinate, xylyl-di-n-butyl phosphinate, thiophenyl-di-n-hexyl phosphinate, thiophenyl-di-n-butyl phosphinate, thiophenyl-di-n-propyl thiophosphinate, thiophenyl-di-n-butyl thiophosphinate, thiophenyl-di-n-pentyl thiophosphinate, thiophenyl-di-n-hexyl thiophosphinate, thiophenyl-(n-propyl-n-butyl) phosphinate, thiophenyl-(n-propyl-n-pentyl) phosphinate, thiophenyl-(n-propyl-n-hexyl) phosphinate, thiophenyl-(n-butyl-n-pentyl) phosphinate, thiophenyl-(n-butyl-n-hexyl) phosphinate, thiophenyl-(n-pentyl-n-hexyl) phosphinate, thiophenyl-(n-propyl-n-butyl) thiophosphinate, thiophenyl-(n-propyl-n-pentyl) thiophosphinate, thiophenyl-(n-propyl-n-hexyl) thiophosphinate, thiophenyl-(n-butyl-n-pentyl) thiophosphinate, thiophenyl-(n-butyl-n-hexyl) thiophosphinate, and thiophenyl-(n-pentyl-n-hexyl) thiophosphinate.

15

20

25

30

The hydraulic fluid composition of the present disclosure may further comprise or consist of a phosphinate compound in an amount of up to about 30% (on a by weight basis of the total hydraulic fluid composition), for example less than about 30%, 25%, 20%, 15%, 10%, 5%, 4%, 3%, 2%, or 1%, or for example at least about 1%, 2%, 3%, 4%, 5%, 10%, 15%, 20%, or 25%. The hydraulic fluid composition may further comprise or consist of a phosphinate compound in an amount of between about 1% and about 30% by weight of the total hydraulic fluid composition, for example between about 2% and about 25%, about 3% and about 20%, or about 5% and about 15%.

Additional Additives

As mentioned above, the hydraulic fluid composition of the present disclosure may further comprise or consist of one or more additional components, such as an additional compound and/or an additional additive, which may assist in its function as a hydraulic fluid composition. The additional additive may further comprise or consist of acid scavengers, anti-erosion agents, viscosity index modifiers, antioxidants, antifoaming agents, anti-corrosion agents, or combinations thereof. In another example, the additional additive may further comprise or consist of acid scavengers, viscosity index modifiers, antioxidants, antifoaming agents, or combinations thereof. In another example, the additional additive may further comprise or consist of acid scavengers, anti-erosion agents, antioxidants, antifoaming agents, or combinations thereof. These additional additives are examples and other additional additives or components may also be used.

The hydraulic fluid composition of the present disclosure may further comprise or consist of one or more additional additives in an amount of up to about 30% (on a by weight basis of the total hydraulic fluid composition), for example less than about 30%, 25%, 20%, 15%, 10%, 5%, 4%, 3%, 2%, or 1%, or for example at least about 0.01%, 0.1%, 1%, 2%, 3%, 4%, 5%, 10%, 15%, 20%, or 25%. The hydraulic fluid composition may further comprise or consist of one or more additional additives in an amount of between about 1% and about 30% by weight of the total hydraulic fluid composition, for example between about 2% and about 25%, about 3% and about 20%, or about 5% and about 15%. Additional ranges may be provided by any two of the lower and upper values previously described. Any one or more of these amounts or ranges may apply individually

to each class, mixture or individual additive described below, or collectively to all the “additional additives” provided in the hydraulic fluid compositions.

Acid Scavengers

An additional additive in the hydraulic fluid composition may further comprise or
5 consist of an acid scavenger compound. It will be appreciated that an acid scavenger is a
chemical substances added to the composition in order to remove, reduce or de-activate
acid impurities or unwanted reaction products. Acid scavengers may include various esters
or aliphatic epoxides, for example epoxy alkyl carboxylates. Suitable acid scavengers may
include, for example organic compounds which contain at least one epoxide group such as
10 phenylglycidyl ether, pinene oxide, styrene oxide, glycidyl cyclohexyl ether, glycidyl
epoxycyclohexyl ether, diglycidyl ether, glycidyl isopropyl ether, butadiene dioxide
cyclohexylene oxide, bis-epoxycyclohexyl adipate, 3,4-epoxycycloalkylcarboxylates and
carbodiimides (e.g. 3,4-epoxycyclohexylcarboxylate or 3,4-epoxycyclohexane), and
mixtures thereof. In an example, the acid scavenger may be selected from the group
15 consisting of 4-epoxycycloalkylcarboxylates and carbodiimides , such as 3,4-
epoxycyclohexylcarboxylate or 3,4-epoxycyclohexane.

Further to the amounts of additional additives described above, in additional
examples the antioxidant may be provided in an amount of less than 3 wt % of the total
composition, for example in a range of about 0.1 to about 1 wt %.

20 Further to the amounts of additional additives described above, in additional
examples the acid scavenger may be provided in an amount of about 0.5 to 10 wt %, for
example in a range of about 2 to 9 wt % or about 4 to 8 wt %.

Anti-erosion Agents

An additional additive in the hydraulic fluid composition may further comprise or
25 consist of an anti-erosion agent. An anti-erosion agent may be incorporated in an amount
effective to inhibit flow-induced electrochemical corrosion, more precisely referred to as
zeta corrosion. The anti-erosion additive may be a perfluorinated anionic surfactant.

The anti-erosion agent may be a perfluorinated anionic surfactant. The
perfluorinated anionic surfactant may be an alkali metal salt, for example a potassium salt
30 of a perfluoroalkyl sulfonic acid. Typically, the alkyl component comprises hexyl, heptyl,

octyl, nonyl, decyl, or mixtures thereof, with perfluorooctyl affording a further advantage in some examples.

The anti-erosion agent may be a perfluoroalkyl sulfonic acid selected from the group consisting of perfluoromethyl sulfonic acid, perfluoroethyl sulfonic acid,
5 perfluoropropyl sulfonic acid, perfluorobutyl sulfonic acid, perfluoropentyl sulfonic acid, perfluoroheptyl sulfonic acid, perfluorooctyl sulfonic acid, perfluorodecyl sulfonic acid, perfluorooctodecyl sulfonic acid, perfluorocyclopentyl sulfonic acid, perfluorocyclohexyl sulfonic acid, perfluorocycloheptyl sulfonic acid, perfluoro(ethylcyclohexyl) sulfonic acid, perfluoro(cyclohexylmethyl) sulfonic acid, perfluoro(cyclohexylethyl) sulfonic acid,
10 perfluoro(cyclohexylpropyl) sulfonic acid, perfluoro(methylcyclohexyl) sulfonic acid and perfluoro(dimethylcyclohexyl), and any salts or combinations thereof. The fluorinated anti-erosion agents may be provided as a mixture or in combination with one or more other anti-erosion agents, for example with a non-fluorinated anti-erosion additive. For example, a non-fluorinated anti-erosion additive may be a mono epoxycyclohexane
15 carboxylate, for example 2-ethyl-1-hexyl epoxycyclohexanecarboxylate.

The anti-erosion agent may be perfluorooctyl sulfonic acid or a salt thereof.

The anti-erosion agent may be a salt selected from the group consisting of sodium, lithium, potassium, rubidium, and caesium. The perfluorinated anionic surfactant may be a potassium salt. One example of an anti-erosion agent is KPF₆.

20 The anti-erosion agent may be potassium perfluorooctyl sulfonic acid.

The anti-erosion agent may predominantly comprise or consist of the potassium salt of perfluorooctyl sulfonic acid.

In the operation of an aircraft hydraulic fluid composition system, the sulfonic acid moiety of the anti-erosion agent may lower the surface tension of the hydraulic fluid
25 composition and thereby better cover the metal surfaces with which the hydraulic fluid composition typically contacts. The metering edges of servo valves are generally the most important metal parts which need protection from electrochemical corrosion. Positive ions in the fluid, including the alkali metal ion of the anti-erosion agent, are adsorbed onto the metal surface and neutralize the negative charges on the metal that are otherwise created
30 by the rapid flow of the hydraulic fluid composition over the servo valve metering edges.

The hydraulic fluid composition of the present disclosure does not require an anti-erosion agent or a perfluorooctyl sulfonic acid additive, although it will be appreciated that the composition may optionally include such an additive. Therefore, the hydraulic fluid composition may further comprise or consist of a composition as described herein with the proviso that the composition excludes or is substantially free of an anti-erosion agent, for example a perfluorooctyl sulfonic acid additive. In one example, the hydraulic fluid composition is substantially free of fluorinated anti-erosion additives. The hydraulic fluid composition may be substantially free of perfluorinated anionic surfactants, for example a perfluoroalkyl sulfonic acid or salt thereof. These compositions may be more user friendly and provide ease of handling and with fewer additives may facilitate ease of manufacturing or lower cost of goods.

In another example, the anti-erosion additive may be a non-fluorinated anti-erosion additive. For example, the non-fluorinated anti-erosion additive may be a mono epoxy cyclohexane carboxylate, for example 2-ethyl-1-hexyl epoxy cyclohexanecarboxylate.

Further to the amounts of additional additives described above, in additional examples the anti-erosion additive may be provided in an amount of about 0.001 to 1 wt %, for example in a range of about 0.01 to 0.5 wt % or about 0.02 to 0.4 wt %.

Viscosity Index Modifier

An additional additive in the hydraulic fluid composition may further comprise or consist of a viscosity index modifier. Suitable viscosity index modifiers may include polyalkyl acrylates, poly(alkyl methacrylates), poly(alkyl methacrylate) esters, polycyclic polymers, polyurethanes, aliphatic epoxides, polyalkylene oxides and polyesters, and combinations thereof. The viscosity index modifier may be a poly(butylmethacrylate) or poly(hexylmethacrylate) or a mixture thereof. In one example, the hydraulic fluid composition may be substantially free of a viscosity index modifier as described hereinbefore.

The viscosity index modifier (also referred to as a viscosity index improver) may be a high molecular weight compound having a number average molecular weight between about 50,000 and about 100,000 and a weight average molecular weight between about 200,000 and 350,000, for example.

Further to the amounts of additional additives described above, in additional examples the viscosity index modifier may be provided in an amount of about 1 to 10 wt %, for example in a range of about 2 to 9 wt % or about 3 to 8 wt %.

Antioxidant

5 An additional additive in the hydraulic fluid composition may further comprise or consist of an antioxidant or mixture of antioxidants in an amount effective to inhibit oxidation of the hydraulic fluid composition or any of its components. Representative antioxidants include, by way of example, phenolic antioxidants, such as 2,6-di-tert-butyl-4-methylphenol, tetrakis[methylene(3,5-di-tert-butyl-4-hydroxyhydrocinnamate)]-methane, bis (3,5 di-tert-butyl-4 hydroxyphenyl) methane, 1,3,5-trimethyl-2,4,6-tris (3,5-10 di-tert butyl-4-hydroxyphenyl) benzene and the like; amine antioxidants including, by way of example, diarylamines, such as octylated diphenyl amine phenyl- α -naphthylamine, alkylphenyl- α -naphthylamine, or the reaction product of N-phenylbenzylamine with 2,4,4-trimethylpentene, diphenylamine, ditoylamine, phenyl toly-amine, 4,4'-15 diaminodiphenylamine, di-p-methoxydiphenylamine, or 4-cyclohexylaminodiphenylamine. Still other suitable antioxidants include amino-phenols such as N-butylaminophenol, N-methyl-N-amylaminophenol and N-isooctyl-p-aminophenol as well as mixtures of any such antioxidants.

A mixture of antioxidants may comprise or consist of 2,6-di-tert-butyl-4-20 methylphenol and di(octylphenyl)amine (e.g., a 1:1 mixture). Another mixture may comprise or consist of 2,6-di-tert-butyl-p-cresol, di(octylphenyl)amine and 6-methyl-2,4-bis (octylthio)-methyl] -phenol (e.g., 1:2:4 mixture). Another mixture of antioxidants may comprise or consist of 2,6-di-tert-butyl-4-methylphenol, di(octylphenyl)amine and tetrakis[methylene(3,5-di-tert-butyl-4-hydroxyhydrocinnamate)]methane (e.g., a 1:2:325 mixture).

Further to the amounts of additional additives described above, in additional examples the antioxidant may be provided in an amount of less than 3 wt % of the total composition, for example in a range of about 0.1 to about 1 wt %.

Antifoaming Agents

30 An additional additive in the hydraulic fluid composition may further comprise or consist of an antifoaming agent. The antifoaming agent may be selected from a silicone

oil, polyvinyl alcohol, polyether, or a combination thereof. The antifoaming agent may be a silicone oil, for example a polysiloxane such as polydimethylsiloxane. The antifoaming agent may be a polyacrylate, for example a poly(alkyl acrylate) and poly(alkyl methacrylate).

5 Anti-corrosion Agents

An additional additive in the hydraulic fluid composition may further comprise or consist of an anti-corrosion agent, which may also be referred to as an anti-corrosion additive or corrosion inhibitor. An anti-corrosion agent may be incorporated in an amount effective to inhibit, reduce or prevent the corrosion rate of metal surfaces. An anti-
10 corrosion agent may be incorporated in an amount effective to inhibit, reduce or prevent the formation of rust.

The anti-corrosion additive may be selected from the group consisting of inorganic or organic phosphates, fatty carboxylic acids neutralized with an alkanolamine, amine carboxylates, alkylamines, alkanolamines, propyl gallate, polyoxyalkylene polyols,
15 octadecyl amines, nonyl phenol ethoxylates, calcium phenolates of hydrogenated pentadecyl phenol, magnesium alkyl benzene sulfonates, and any mixtures thereof. In an example, the anti-corrosion additive may be selected from copper corrosion inhibitors such as benzotriazoles.

The anti-corrosion additive may be an alkanolamine. Suitable alkanolamines may
20 comprise monoethanolamine and triethanolamine.

The anti-corrosion additive may be an alkylamine. Suitable alkylamines may comprise a C₆₋₂₀ linear or branched alkyl group.

The anti-corrosion additive may be an alkanolamine. Suitable alkanolamines may comprise 1 to 12 carbon atoms, and optionally more than one alkanol group, such as
25 dialkanolamines and trialkanolamines.

The anti-corrosion additive may be a benzotriazole. Suitable benzotriazoles may comprise octyl 1H benzotriazole and ditertiary butylated 1H-Benzotriazole.

Other corrosion inhibitors may include polyethoxylated fatty amines and polyethoxylated diamines.

30 In an example, the corrosion inhibitor may be provided in a concentration or amount effective to substantially inhibit corrosion, if present, for example such that there

is a loss of less than about 10 microns per year in the thickness of a metal in contact with the hydraulic fluid.

Many modifications of examples set forth herein will come to mind to one skilled in the art to which the present disclosure pertains having the benefit of the teachings presented in the foregoing descriptions and the associated drawings and figures.
5 Therefore, it is to be understood that the present disclosure is not to be limited to the specific examples illustrated and that modifications and other examples are intended to be included within the scope of the appended claims. Moreover, although the foregoing description and the associated drawings and figures describe examples of the present disclosure in the context of certain illustrative combinations of elements and/or functions,
10 it should be appreciated that different combinations of elements and/or functions may be provided by alternative implementations without departing from the scope of the appended claims.

BRIEF DESCRIPTION OF DRAWINGS

15 In the examples, reference will be made to the accompanying drawings, in which:

Figure 1 shows a schematic representation of liquid chromatography for a polysiloxane mixture according to one example of the present disclosure where an amount of a specific polysiloxane compound is provided in a vertical axis and the polysiloxane compound defined by number of silane (Si) groups is provided along the horizontal axis;

20 **Figure 2** shows GC data for the first step of the preparation of EB-D8-EB according to one example of the present disclosure showing the distribution of oligomers which are volatile in the GC;

Figure 3 shows a Proton NMR for the first step of the preparation of EB-D8-EB according to one example of the present disclosure showing the chain extension having
25 taken place with terminal Si-H groups evident (peak at ~ 4.65) and the methyl groups associated with Si (peak ~0.15 is terminal Si and peak 0.05 with backbone Si);

Figure 4 shows GC data in relation to the second step (hydrosilylation) of the preparation of EB-D8-EB according to one example of the present disclosure showing the distribution of oligomers which are volatile in the GC;

30 **Figure 5** shows a Proton NMR of the second reaction step for the preparation of EB-D8-EB according to one example of the present disclosure;

Figure 6 shows an HPLC of EB-D8-EB showing the low molecular weight oligomers according to one example of the present disclosure;

Figure 7 shows an HPLC of EB-D8-EB showing the full distribution of oligomers according to one example of the present disclosure;

5 **Figure 8** shows GC data of EB-D8-EB according to one example of the present disclosure before distillation/WFE; and

Figure 9 shows GC data of EB-D8-EB according to one example of the present disclosure after distillation/WFE.

EXAMPLES

10 The present disclosure is further described by the following examples. It is to be understood that the following description is for the purpose of describing particular examples only and is not intended to be limiting with respect to the above description.

A. Hydraulic Fluid Compositions

Hydraulic fluid compositions were prepared and various properties determined. A
15 range of examples of fluid compositions are shown in Tables 4 and 5 below. For Table 4, polysiloxanes were provided in compositions with diphosphonates in ratios of 50:50 to 95:5 respectively. The suitable miscibility of polysiloxanes with a monophosphonate, diphosphonate and an aviation industry hydraulic fluid of Skydrol® (LD4) was also evaluated. Currently used aviation hydraulic fluids are monophosphate based fluids, such
20 as Skydrol® (LD4). Another hydraulic fluid currently in use is Skydrol® 5, which is a monophosphate based hydraulic fluid that also contains a perfluorinated surfactant as an anti-erosion additive. It will be appreciated that the monophosphate compounds (i.e. $P(=O)(OR)_3$) used in current aviation hydraulic fluids are structurally distinguished from phosphonates containing a hydrocarbon group directly attached to the phosphorus atom
25 and not via an oxygen atom (i.e. $RP(=O)(OR)_2$), for example the monophosphonates or diphosphonates as described herein. Table 5 also provides a range of further examples of fluid compositions comprising alkyl phosphonates by themselves and in combination with a "F9 Mix" that is a combination mixture of a polysiloxane and diphosphonate. Fluid compositions were also prepared and tested covering a range of additional additives, for
30 example including acid scavengers and antioxidants.

5 Table 4: Hydraulic fluid compositions

SAE AS1241 specification	EB-D8-EB Dibutyl hexyl phosphonate	EB-D8-EB Skydrol® LD4	EB-D8-EB Skydrol® LD4	EB-D8-EB LD4	EB-D8-EB Tetrabutyl propane disphosphonate	EB-D8-EB Tetrabutyl propane disphosphonate	EB-D8-EB Tetrabutyl propane disphosphonate	EB-D8-EB Tetrabutyl propane disphosphonate	EB-D8-EB Tetrabutyl propane disphosphonate	EB-D12(EB)-EB Tetrabutyl propane disphosphonate
Weight Ratio	50:50	75:25	50:50	75:25	95:5	90:10	75:25	50:50	50:50	50:50
Density (g/cm ³ , 25°C)	N/A	N/A	N/A	N/A	N/A	N/A	0.986	1.01	1.01	N/A
Viscosity @ 65 °F (cP)	6.75 ± 0.02	10.18 ± 0.02	10.35 ± 0.01	10.18 ± 0.02	11.63 ± 0.01	11.64 ± 0.39	12.81 ± 0.04	14.29 ± 0.01	14.29 ± 0.01	N/A
Viscosity @ 100 °F (cP)	5.01 ± 0.01	7.77 ± 0.01	8.49 ± 0.01	7.77 ± 0.01	8.87 ± 0.01	8.93 ± 0.01	9.39 ± 0.02	9.96 ± 0.02	9.96 ± 0.02	N/A
Viscosity @ -65 °F (cP)s	387 ± 2	326.3 ± 0.5	436 ± 4	326.3 ± 0.5	340 ± 4	417 ± 3	786 ± 3	2027 ± 11	2027 ± 11	5764 ± 32
Flash point (°C)	155	155	155	155	> 200	> 200	> 200	> 200	> 200	> 200
Fire point (°C)	> 200	> 200	> 200	> 200	> 200	> 200	> 200	> 200	> 200	> 200
Wick (cycles)	> 320	> 320	> 320	> 320	> 320	> 320	> 320	> 320	> 320	> 320
O-ring swell (%) Kapco	17.5	12.2	12.4	12.2	9.8	10.5	9.4	8.5	8.5	11.4%
O-ring swell (%) Parker	26.0	18.1	17.7	18.1	15.1	14.9	14.5	13.9	13.9	6.9%
Paint hardness @20°C, 28 day ¹ or ultimate ²	2B	3B*	3B*	3B*	2B*	3B*	2B	2B	2B	3B
	5H	F*	F*	F*	4H*	4H*	5H	> 6H	> 6H	> 6H

^{1,2} Minimum pencil hardness required in (1) "pencil push" test to scratch paint and (2) ultimate test

* Tested at 60°C

Table 5: Hydraulic fluid compositions

	Room Temp (25C)	38C	-54C
	Viscosity	Viscosity	Viscosity
	(cP)	(cP)	(cP)
Skydrol LD4	16.18 ± 0.07	10.34 ± 0.01	964.90 ± 4.87
(F9 Mix) EB-D8-EB [50:50] tetraButyl Propane diPhosphonate	17.28 ± 0.03	11.87 ± 0.02	2618.0 ± 9.0
DiEthyl Octane Phosphonate (AP26)	4.64 ± 0.01	3.39 ± 0.01	<i>Frozen 6hr</i>
DiEthyl Octane Phosphonate (AP26) [20:80] + F9 mix	12.43 ± 0.02	8.65 ± 0.03	<i>1507.0 ± 14.1</i>
DiEthyl Decane Phosphonate (AP28)	7.02 ± 0.04	4.89 ± 0.01	<i>Frozen <3hr</i>
DiEthyl Decane Phosphonate (AP28) [20:80] + F9 mix	13.57 ± 0.04	9.26 ± 0.04	1586.3 ± 27.5
DiButyl Octane Phosphonate (AP30)	5.83 ± 0.01	4.16 ± 0.01	510.1 ± 6.3
DiButyl Octane Phosphonate (AP30) [20:80] + F9 mix	12.50 ± 0.01	8.66 ± 0.01	1727.3 ± 4.1
DiButyl Decane Phosphonate (AP32)	6.97 ± 0.01	4.91 ± 0.01	706.2 ± 5.4
DiButyl Decane Phosphonate (AP32) [20:80] + F9 mix	12.90 ± 0.01	8.91 ± 0.01	1728.1 ± 27.1

Product Analysis

Polysiloxane products were analysed either by GC, proton NMR and/or HPLC. The analysis data presented below is for EB-D8-EB and provides an illustration of the analysis approach for polysiloxanes other than EB-D8-EB. The analysis data presented here is associated with the first reaction step i.e. ring opening polymerisation to form the polysiloxane backbone (GC and NMR), the second reaction step i.e. the end capping by hydrosilylation (GC and NMR) as well as the distribution of oligomers in the final product (HPLC). Additionally presented is a typical GC trace of the distilled/WFE product where low molecular weight volatiles have been removed.

Analysis data for EB-D8-EB

GC data is shown in Figure 2 for the first step of the preparation of EB-D8-EB showing the distribution of oligomers which are volatile in the GC. At this stage of the process oligomers to 19 silicon chain length are observed in the GC (see Figure 2). The GC results, which are also provided below in Table 6 show the formation of the polysiloxane backbone with a number average/weight average (NiWi) close to the targeted D8.

Table 6: GC Results

Ret Time	Species / Time (h)	n	0	1	NiWi	2	NiWi
3.632	TMDS or Acetone		0.08%	0.10%		0.11%	
4.77	TMDS or Acetone		1.74%	5.21%		5.25%	
5.995	TMDS or Acetone		1.35%	1.70%		1.73%	
9.867	H-Si3-H	3		7.11%	0.213	7.13%	0.214
10.167	D4		95.35%	5.73%		4.90%	
13.232	D5			2.85%		2.95%	
13.406	H-Si4-H	4		7.89%	0.315	7.89%	0.316
16.058	D6			0.82%		0.85%	
16.141	H-Si5-H	5		8.57%	0.429	8.19%	0.410
18.467	H-Si6-H	6		8.01%	0.480	8.08%	0.485
20.522	H-Si7-H	7		7.73%	0.541	7.80%	0.546
22.372	H-Si8-H	8		7.35%	0.588	7.41%	0.593
24.053	H-Si9-H	9		6.86%	0.618	6.94%	0.624
25.592	H-Si10-H	10		6.30%	0.630	6.38%	0.638
27.012	H-Si11-H	11		5.72%	0.629	5.81%	0.639
28.329	H-Si12-H	12		5.15%	0.618	5.25%	0.630
29.554	H-Si13-H	13		4.35%	0.565	4.44%	0.578
30.734	H-Si14-H	14		3.17%	0.444	3.25%	0.456
32.009	H-Si15-H	15		1.75%	0.262	1.80%	0.270
33.488	H-Si16-H	16		0.79%	0.126	0.81%	0.130
35.298	H-Si17-H	17		0.54%	0.092	0.56%	0.095
37.61	H-Si18-H	18		0.46%	0.082	0.47%	0.085
40.629	H-Si19-H	19		0.36%	0.068	0.37%	0.071
		187		82.08%	6.70	82.59%	6.78
Average Chain Length			2.00		8.16		8.21

Proton NMR is provided in Figure 3 in relation to the first step of the preparation of EB-D8-EB showing the chain extension having taken place with terminal Si-H groups evident (peak at ~ 4.65) and the methyl groups associated with Si (peak ~0.15 is terminal Si and peak 0.05 with backbone Si).

GC data is provided in Figure 4 in relation to the second step (hydrosilylation) of the preparation of EB-D8-EB showing the distribution of oligomers which are volatile in the GC. At this stage of the process oligomers to 11 silicon chain lengths are observed as a consequence of hydrosilylation having taken place. It will be noted that longer chain oligomers do not appear in the GC such that the average chain length appears smaller than it actually is. The GC data is also provided below in Table 7.

Table 7: Hydrosilylated Product

Ret Time	Species / Time (h)	n	1	NiWi
5.995	Acetone impurity		4.77%	
7.29	Styrene		9.07%	
10.095	D4		4.10%	
13.328	D5		2.51%	
16.054	D6		0.74%	
25.673	EB-Si2-EB	2	12.77%	0.255
27.294	EB-Si3-EB	3	14.33%	0.430
28.85	EB-Si4-EB	4	13.71%	0.548
29.689	EB-Si5-EB	5	12.43%	0.621
31.847	EB-Si6-EB	6	9.79%	0.587
33.584	EB-Si7-EB	7	6.50%	0.455
35.706	EB-Si8-EB	8	3.56%	0.285
38.427	EB-Si9-EB	9	1.98%	0.178
42.015	EB-Si10-EB	10	1.37%	0.137
46.808	EB-Si11-EB	11	1.09%	0.120
		65.00	77.52%	3.62
	Average Chain Length			4.67

Proton NMR as shown in Figure 5 of the second reaction step for the preparation of EB-D8-EB indicates that none of the starting H-D8-H (peak at ~ 4.65 in the Proton NMR above is not evident) is seen at the completion of the process.

5 HPLC of EB-D8-EB in Figure 6 shows separation of the low molecular weight oligomers. The HPLC of EB-D8-EB in Figure 7 shows the full distribution of oligomers.

Analysis and integration of the combined HPLC data presented above showing the relative amounts of the oligomers present in the EB-D8-EB product, allowed determining the average chain length to be ~ 8 (see Figure 1).

10 The GC data in Figure 8 (before distillation/WFE) and Figure 9 (after distillation/WFE) show the distribution following distillation/WFE clearly indicating the reduction in the presence of low molecular weight volatiles

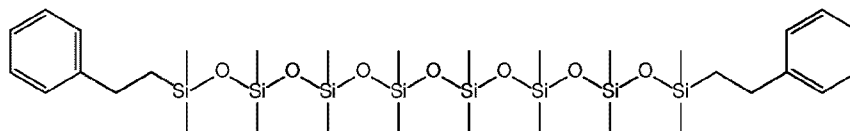
Additive Addition

15 Where the acid number was outside of the specification it could be reduced by the use of activated alumina. The use of DCE 410 [7-Oxabicyclo[4.1.0]heptane-3-carboxylic acid, 2-ethylhexyl] is an antacid additive used in Skydrol® (LD4) for limiting acid levels

in phosphate ester formulations was found to be effective after the acid number had been reduced.

B. Preparation of Polysiloxane Compounds of Formula 1 and 1a

Example 1: Preparation of α,ω -diethylbenzyl octasiloxane (EB-D8-EB)

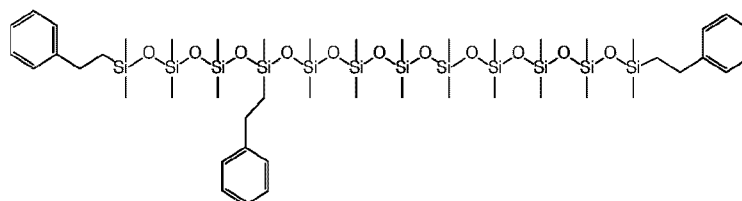


5
10
15
20
TMDS (tetramethyl disiloxane; 671.6 g) was placed into a 5000 ml round bottom flask equipped with a magnetic flea, nitrogen feed, vacuum line and condenser. D4 (octamethylcyclotetrasiloxane; 2341.7 g) was added, the mixture degassed using nitrogen and vacuum, then trifluoromethanesulfonic acid (4.34 g) added with stirring. The temperature was raised to 50°C for three hours, to produce a distribution of hydride-terminated siloxane chains of average length 8 repeat units. Next a large excess of sodium bicarbonate (6.08 g) was added, and the mixture stirred for 30 minutes to ensure neutralization of the acid. Karstedt's catalyst (2%, 1.00 g) was added to styrene (1066.9 g), and then that mixture was added to the hydride-terminated siloxane in three portions: 293 g, 352 g and 448 g; at intervals of about 1 hour. Shortly after each addition the temperature rose by about 40°C then slowly declined. An hour after the last addition activated carbon (20 g) was added to adsorb the Karstedt's catalyst, and the mixture stirred for a further hour. Filter aid (Celite 542; 20 g) was then added and the mixture filtered through medium-speed paper. Volatiles (principally residual styrene and D4) were then removed from the filtered reaction mixture, either by distillation at reduced pressure (~1 mBar, up to 160°C), or by wiped film evaporation (~ 5 mBar at 150°C, flow rate 4 ml/min on a 2" unit). The final product was a white to pale yellow oil.

25
The composition of the siloxane product was analysed by liquid chromatography and the siloxane oligomer mixture obtained is represented in the chart provided in Figure 1 where an amount of a specific siloxane compound is provided in the vertical axis and the siloxane compound defined by number of silane (Si) groups is provided along the horizontal axis. The number average molar mass was determined to be 869, the weight average molar mass was determined to be 1044, and from these calculations the

polydispersity (PD) was determined to be about 1.2. The composition of the mixture of siloxane oligomers essentially provides a number average siloxane oligomer corresponding to about 8 silane groups (i.e. EB-D8-EB). This siloxane product composition was shown to provide advantageous properties for use as a hydraulic fluid or component therein, which includes advantageous viscosity properties and various compatibility with other hydraulic fluids including various components and additives thereof.

Example 2: Preparation of α,ω -diethylbenzyl ethylbenzyl dodecasiloxane (EB-D12EB-EB)



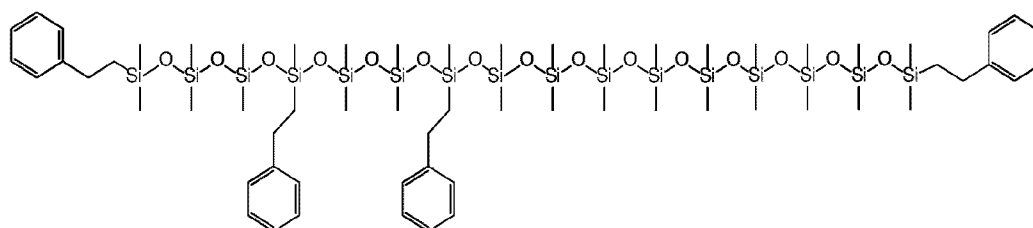
10

TMDS (tetramethyl disiloxane; 134.3 g) was placed into a 2000 ml round bottom flask equipped with a magnetic flea, nitrogen feed, vacuum line, condenser and temperature probe. D4 (octamethylcyclotetrasiloxane; 667.4 g) and "D4H" (tetramethylcyclotetrasiloxane; 60.1 g) were added, the mixture degassed using nitrogen and vacuum, then trifluoromethanesulfonic acid (1.72 g) was added with stirring. The temperature was raised to 50°-60°C for three hours, to produce a distribution of hydride-terminated siloxane chains of average length 12 repeat units, with an average of 3 hydride units per chain. Next a large excess of sodium bicarbonate (3.65 g) was added, and the mixture stirred for 30 minutes to ensure neutralization of the acid. Karstedt's catalyst (2%, 1.50 g) was added to styrene (320.1 g), and then that mixture was added to the hydride-terminated siloxane in two portions of 160.0 g, with a delay of about 1 hour between additions. Shortly after each addition the temperature rose by about 50°C then slowly declined. An hour after the last addition activated carbon (8.8 g) was added to adsorb the Karstedt's catalyst, and the mixture stirred for a further hour. Filter aid (Celite 542; 8.8 g) was then added and the mixture filtered through medium-speed paper. Volatiles (principally residual styrene and D4) were then removed from the filtered reaction mixture, either by distillation at reduced pressure (~1 mBar, up to 160°C), or by wiped

25

film evaporation (~ 5 mBar at 150°C, flow rate 4 ml/min on a 2" unit). The final product was a white to pale yellow oil.

Example 3: Preparation of α,ω -diethylbenzyl diethyl benzyl hexadecasiloxane (EB-D16EB2-EB)

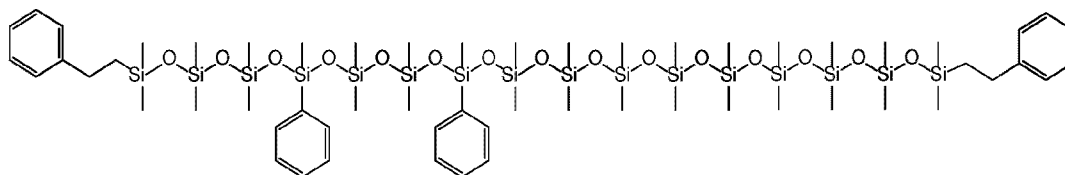


5

TMDS (tetramethyl disiloxane; 94.03g) was placed into a 2000 ml round bottom flask equipped with a magnetic flea, nitrogen feed, vacuum line, condenser and temperature probe. D4 (octamethylcyclotetrasiloxane; 622.90 g) and "D4H" (tetramethylcyclotetrasiloxane; 84.18g) were added, the mixture degassed using nitrogen and vacuum, then trifluoromethanesulfonic acid (1.602g) was added with stirring. The temperature was raised to 60°-70°C for four hours, to produce a distribution of hydride-terminated siloxane chains of average length 16 repeat units, with an average of 3 hydride units per chain. Next a large excess of sodium bicarbonate (5.66g) was added, and the mixture stirred for 30 minutes to ensure neutralization of the acid. Karstedt's catalyst (2%, 0.8g) was added to styrene (298.72g), and then that mixture was added to the hydride-terminated siloxane. in two portions of 149.36g, with a delay of about 40 minutes between additions. Shortly after each addition the temperature rose by about 70 and 40°C respectively then slowly declined. An hour after the last addition activated carbon (8.2 g) was added to adsorb the Karstedt's catalyst, and the mixture stirred for a further 2-3 hours. Filter aid (Celite 542; 5.46 g) was then added and the mixture filtered through medium-speed paper. Volatiles (principally residual styrene and D4) were then removed from the filtered reaction mixture, either by distillation at reduced pressure (~1 mBar, up to 160°C), or by wiped film evaporation (~ 5 mBar at 150°C, flow rate 4 ml/min on a 2" unit). The final product was a white to pale yellow oil.

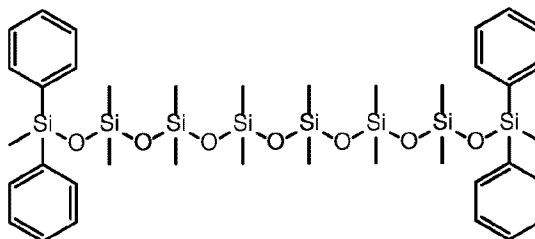
20

Example 4: Preparation of α,ω -diethylbenzyl diphenyl hexadecasiloxane (EB-D16(Ph₂)-EB)



TMDS (tetramethyl disiloxane; 94.03g) was placed into a 2000 ml round bottom
 5 flask equipped with a magnetic flea, nitrogen feed, vacuum line, condenser and
 temperature probe. D4 (octamethylcyclotetrasiloxane; 622.90 g) and “D3PH”
 (trimethyltriphenylcyclotrisiloxane; 190.72g) were added, the mixture degassed using
 nitrogen and vacuum, then trifluoromethanesulfonic acid (1.43g) was added with stirring.
 The mix was stirred at room temperature for four hours, to produce a distribution of
 10 hydride-terminated siloxane chains of average length 16 repeat units, with an average of 3
 hydride units per chain. Next a large excess of sodium bicarbonate (4.01g) was added, and
 the mixture stirred for 30 minutes to ensure neutralization of the acid. Karstedt's catalyst
 (2%, 0.234g) was added to styrene (149.36g), and then that mixture was added to the
 hydride-terminated siloxane. Shortly after the temperature rose by about 60°C and then
 15 slowly declined. An hour after later activated carbon (11.04g) was added to adsorb the
 Karstedt's catalyst, and the mixture stirred for a further 2-3 hours. Filter aid (Celite 542;
 184.36g) was then added and the mixture filtered through medium-speed paper. Volatiles
 (principally residual styrene and D4) were then removed from the filtered reaction
 mixture, either by distillation at reduced pressure (~1 mBar, up to 160°C), or by wiped
 20 film evaporation (~ 5 mBar at 150°C, flow rate 4 ml/min on a 2” unit).

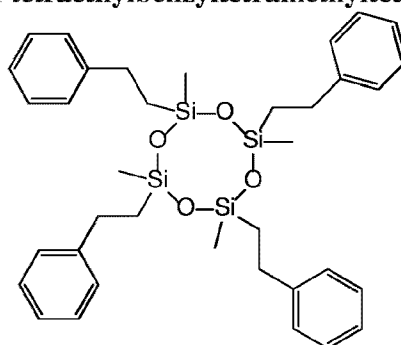
Example 5: Preparation of α,ω -tetraphenyl octosiloxane (Ph₂-D8-Ph₂)



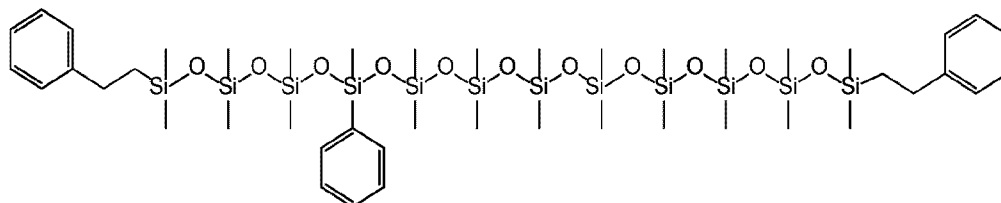
TPhTMTS (1,1,5,5-tetraphenyl-1,3,3,5-tetramethyltrisiloxane, 24.24g) was placed
 into a 100 ml round bottom flask equipped with a magnetic flea, nitrogen feed, vacuum

line, condenser and temperature probe. D4 (octamethylcyclotetrasiloxane; 18.54g) was added, the mixture degassed using nitrogen and vacuum, then trifluoromethanesulfonic acid (0.11g) was added stirring under nitrogen for 5 hours. An excess of sodium bicarbonate (0.76g) and activated carbon (0.76g) were added, and the mixture stirred for 6
5 hours. Filter aid (Celite) was then added and the mixture filtered through medium-speed paper. Volatiles were then removed from the filtered reaction mixture by rotary evaporation at ~10 mBar, at 80°C for 3-4 hours. A clear liquid was produced.

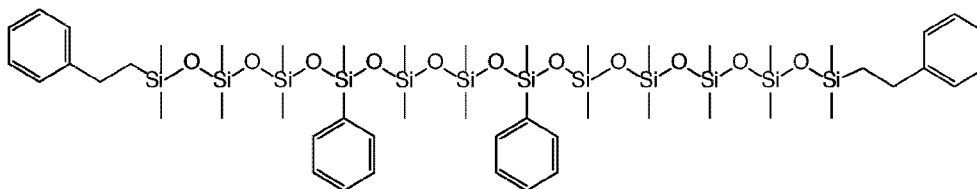
Example 6: Preparation of tetraethylbenzyltetramethyltetracyclosiloxane



10 D4H (tetramethylcyclotetrasiloxane; 24.05g) was placed into a 100 ml round bottom flask equipped with a magnetic flea, nitrogen feed, vacuum line, condenser and temperature probe. The mixture was degassed using nitrogen and vacuum, then Karstedt's catalyst (2%, 0.16g) was added. Subsequently, the styrene (42.675g) was added in four
15 portions and the mixture allowed to cool before the next addition. Shortly after each addition the temperature rose by about 40-70°C and then slowly declined. After the last addition, the mix was allowed to cool and activated carbon (0.66g) was added to adsorb the Karstedt's catalyst. The mix was filtered through medium-speed paper and volatiles were then removed from the filtered reaction mixture by distillation at reduced pressure
20 (~1 mBar, up to 160°C), or by wiped film evaporation (~ 5 mBar at 150°C, flow rate 4 ml/min on a 2" unit). The final product was a viscous liquid.

Example 7: Preparation of α,ω -diethylbenzylphenyldodecasiloxane (EB-D12(Ph)-EB)

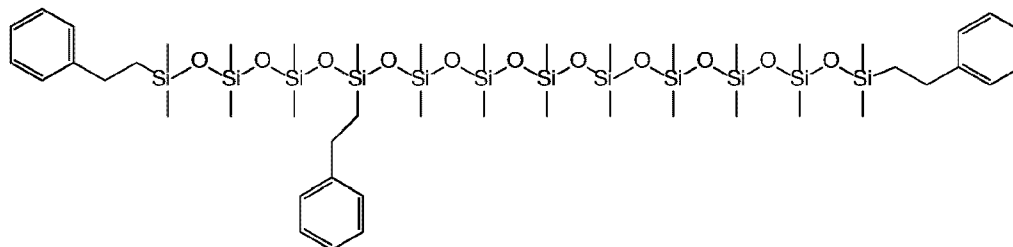
TMDS (tetramethyl disiloxane; 6.72g) was placed into a 250 ml round bottom flask equipped with a magnetic flea, nitrogen feed, vacuum line, condenser and temperature probe. D4 (octamethylcyclotetrasiloxane; 33.37g) and “D3Ph” (trimethyltriphenylcyclotrisiloxane: 6.81g) were added, the mixture degassed using nitrogen and vacuum, then trifluoromethanesulfonic acid (0.10g) was added with stirring. The mixture was stirred at room temperature for three hours. Sodium bicarbonate (0.35g) was added, and the mixture stirred for 30 minutes to ensure neutralization of the acid. Styrene (10.67g) was then added followed by Karstedt's catalyst (2%, 0.075g) was added. Shortly after the addition the temperature rose by about 60°C respectively then slowly declined. Activated carbon (0.6g) was added to adsorb the Karstedt's catalyst. Volatiles were then removed from the filtered reaction mixture, either by distillation at reduced pressure (~1 mBar, up to 160°C), for two hours.

Example 8: Preparation of α,ω -diethylbenzylphenyldiphenyldodecasiloxane (EB-D12(Ph₂)-EB)

TMDS (tetramethyl disiloxane; 6.72g) was placed into a 250 ml round bottom flask equipped with a magnetic flea, nitrogen feed, vacuum line, condenser and temperature probe. D4 (octamethylcyclotetrasiloxane; 29.66g) and “D3Ph” (trimethyltriphenylcyclotrisiloxane: 13.62g) were added, the mixture degassed using nitrogen and vacuum, then trifluoromethanesulfonic acid (0.09g) was added with stirring. The mixture was stirred at room temperature for three hours. Sodium bicarbonate (0.15g) was added, and the mixture stirred for 30 minutes to ensure neutralization of the acid. Styrene (10.67g) was then added followed by Karstedt's catalyst (2%, 0.04g) was added.

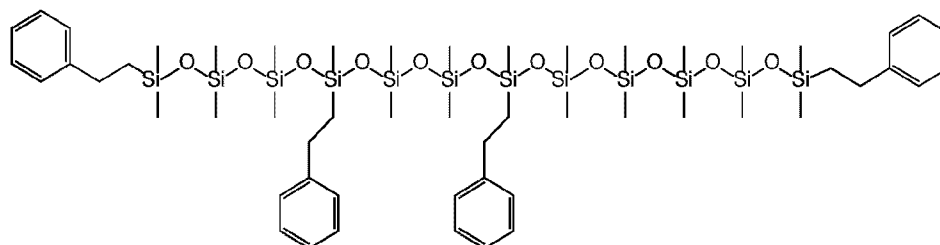
Shortly after the addition the temperature rose by about 60°C respectively then slowly declined. Activated carbon (0.6g) was added to adsorb the Karstedt's catalyst. Volatiles were then removed from the filtered reaction mixture, either by distillation at reduced pressure (~1 mBar, up to 160°C), for two hours.

5 **Example 9: Preparation of α,ω -diethylbenzylethylbenzyl dodecasiloxane (EB-D12(EB)-EB)**



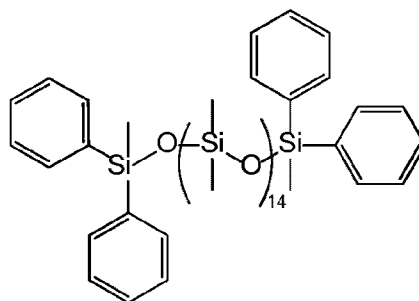
TMDS (tetramethyl disiloxane; 2014.9g) was placed into a 2000 ml round bottom flask equipped with a magnetic flea, nitrogen feed, vacuum line, condenser and
 10 temperature probe. D4 (octamethylcyclotetrasiloxane; 10010.8g) and "D4H" (tetramethylcyclotetrasiloxane; 901.9g) were added, the mixture degassed using nitrogen and vacuum, then trifluoromethanesulfonic acid (25.85g) was added with stirring. The mixture was stirred at 70°C for four hours. Sodium bicarbonate (0.15g) was added, and the mixture stirred for 30 minutes to ensure neutralization of the acid. Styrene (2400g) was
 15 then added followed by Karstedt's catalyst (2%, 0.5g) was added. An exotherm of ~ 80oC was observed and the reaction mix allowed to cool to ~ 70°C before a second portion of styrene (2400g) with an ensuing exotherm of ~ 40°C. The reaction was allowed to cool to ~ 80oC before activated carbon (132.1g) was added to adsorb the Karstedt's catalyst. Celite (88g) and MgSO₄ (88g) were added and the mix filtered. Volatiles were then
 20 removed from the filtered reaction mixture by distillation at reduced pressure (~1 mBar, up to 160°C), for two hours.

Example 10: Preparation of α,ω -diethylbenzyl-diethylbenzyl-dodecasiloxane (EB-D12(EB2)-EB)



TMDS (tetramethyl disiloxane; 6.72g) was placed into a 100 ml round bottom
 5 flask equipped with a magnetic flea, nitrogen feed, vacuum line, condenser and
 temperature probe. D4 (octamethylcyclotetrasiloxane; 29.7g) and "D4H"
 (tetramethylcyclotetrasiloxane; 6.01g) were added, the mixture degassed using nitrogen
 and vacuum, then trifluoromethanesulfonic acid (0.106g) was added with stirring. The
 mixture was stirred at 50-60°C for three hours. Sodium bicarbonate (0.18g) was added,
 10 and the mixture stirred for 10-20 minutes to ensure neutralization of the acid. Styrene
 (21.3g) was then added followed by Karstedt's catalyst (2%, 0.08g) was added. An
 exotherm of ~ 100°C was observed. The reaction was allowed to cool to ambient before
 activated carbon (0.6g) was added to adsorb the Karstedt's catalyst. The mix was filtered.
 Volatiles were then removed from the filtered reaction mixture by distillation at reduced
 15 pressure (~1 mBar, up to 160°C), for two hours.

Example 11: Preparation of tetraphenylhexadecasiloxane (Ph2-D16-Ph2)



TPhTMS (1,1,5,5-tetraphenyl-1,3,3,5-tetramethyltrisiloxane, 9.7g) was placed
 into a 100 ml round bottom flask equipped with a magnetic flea, nitrogen feed, vacuum
 20 line, condenser and temperature probe. D4 (octamethylcyclotetrasiloxane; 19.28g) was
 added, the mixture degassed using nitrogen and vacuum, then siloxanolate (0.3g) was
 added stirring under nitrogen overnight before heating to 150°C for one hour.

C. Preparation of Diphosphonate Compounds of Formula 2

Example 7: Preparation of tetraethyl propane diphosphonate

1,3-dibromopropane (60.6 g) and triethyl phosphite (100.0 g) were charged to a 250 ml round bottom flask equipped with a magnetic flea, nitrogen feed, condenser, receiver and temperature probe. A slow nitrogen feed was started, and the temperature raised towards 180°C with stirring. At about 150°C the mixture began to boil as the by-product ethyl bromide distilled over into the receiver, and the rate of temperature rise increased. The temperature peaked at about 185°C, after which the remaining triethyl phosphite (50.0 g) was slowly fed in. The mixture was held at 170° – 180°C for a further 2 hours to ensure complete reaction. The crude product was then cooled, and volatiles (principally unreacted triethyl phosphite and a side reaction by-product, diethyl ethyl phosphonate) were removed from the reaction mixture, either by distillation at reduced pressure (~1 mBar, up to 160°C), or by wiped film evaporation (~ 5 mBar at 160°C, flow rate 4 ml/min on a 2" unit). The final product was a white oil.

Example 8: Preparation of tetrabutyl propane diphosphonate

1,3-dibromopropane (888.3 g) and tributyl phosphite (2203 g) were charged to a 5000 ml round bottom flask equipped with a magnetic flea, nitrogen feed, condenser, receiver and temperature probe. A slow nitrogen feed was started, and the temperature raised towards 180°C with stirring. At about 150°C the mixture began to boil as by-product butyl bromide distilled over into the receiver, and the rate of temperature rise increased. When the temperature reached 200°C the remaining tributyl phosphite (881 g) was fed in at a sufficient rate to maintain the reaction temperature near 200°C. The mixture was held at 170° – 190°C for a further 2 hours to ensure complete reaction. The crude product was then cooled, and volatiles (principally unreacted tributyl phosphite and a side reaction by-product, dibutyl butane phosphonate) were removed from the reaction mixture, either by distillation at reduced pressure (~1 mBar, up to 160°C), or by wiped film evaporation (~ 5 mBar at 160°C, flow rate 4 ml/min on a 2" unit). The final product was a white to pale yellow oil.

Example 9: Preparation of diethyldibutyl propane diphosphonate

1,3-dibromopropane (504.72 g) and triethylphosphite (498.47g) were charged to a 2000 ml round bottom flask equipped with a magnetic flea, nitrogen feed, condenser, receiver and temperature probe. A slow nitrogen feed was started, and the temperature raised towards 160°C with stirring. At about 140°C the mixture began to boil as by-product ethyl bromide distilled over into the receiver, and the rate of temperature rise increased. After the exotherm peaked and the by-product distilled off tributyl phosphite (625.8g) was fed in at a sufficient rate to maintain the reaction temperature near 200°C. The mixture was held at 170° – 180°C for a further 2 hours to ensure complete reaction. The crude product was then cooled, and volatiles (principally unreacted triethyl and/or tributyl phosphite) were removed from the reaction mixture, either by distillation at reduced pressure (~1 mBar, up to 160°C), or by wiped film evaporation (~ 5 mBar at 160°C, flow rate 4 ml/min on a 2" unit). The final product was pale yellow oil and the colour removed using activated charcoal.

Example 10: Preparation of TetraButyl Xylyl diphosphonate

α,α' -DiChloroXylene (17.51g) and tributylphosphite (150.19g) were charged into a 250 ml round bottom flask equipped with a magnetic flea, nitrogen feed, condenser, receiver and temperature probe. A slow nitrogen feed was started, and the temperature raised towards 200°C with stirring. The reaction mixture was cooled to about 160°C the reaction and successive addition of sodium bromide (20.58g) and sodium iodide (30g). The crude product was then cooled, and volatiles (principally unreacted tributyl phosphite) removed from the reaction mixture, either by distillation at reduced pressure (~1 mBar, up to 160°C), or wiped film evap. (~ 5 mBar at 160°C, flow rate 4 ml/min on a 2" unit).

D. Preparation of Phosphonate Compounds of Formula 3**Example 11: Preparation of diethyl benzyl phosphonate**

Benzyl bromide (171.0 g) and triethyl phosphite (28.5 g) were added to a 500 ml round bottom flask equipped with a distillation set-up, magnetic flea, and a 20cm long Dufton fractionating column. The reaction was heated to 140°C under agitation and the by-product ethyl bromide was distilled off and collected. Five more portions of triethyl phosphite (28.5 g) were added, at such a rate as to maintain the stillhead temperature at

about 40°C and the reactor temperature of at about 140°C. Once the distillation had ceased, NMR was used to confirm the reaction had gone to completion from the absence of the -CH₂-Br signal in the proton NMR. The crude product was purified via high vacuum distillation to remove volatiles (principally unreacted triethyl phosphite and a side reaction by-product, diethyl ethyl phosphonate). The final product was a clear, pale yellow oil.

Example 12: Preparation of dibutyl hexane phosphonate

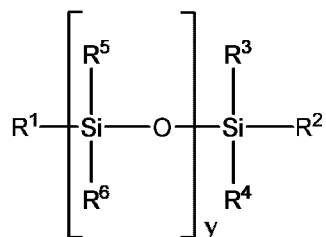
1-bromohexane (194.8 g) and tributyl phosphite (443.1 g) were added to a round bottom flask with a distillation set-up and magnetic flea. The reactants were heated to 165-170°C and the by-product, butyl bromide was distilled off and collected. Once the distillation had ceased, NMR was used to confirm the reaction had gone to completion from the absence of the -CH₂-Br signal in the proton NMR, usually after about 2-3 hours. Generally, only about 50% of the theoretical amount of butyl bromide was collected due to its relatively high boiling point preventing rapid volatilization. The crude product was purified via high vacuum distillation to remove volatiles (principally unreacted tributyl phosphite and a side reaction by-product, dibutyl butane phosphonate). The final product was a clear, pale yellow oil.

Example 13: Preparation of diethyl octane phosphonate

BromoOctane (1931.3g) and some of the total triethyl phosphite (1994g) were added to a 5000 ml round bottom flask equipped with a distillation set-up, magnetic flea, and a 20cm long Dufton fractionating column. The reaction mix was heated towards 200°C. A vigorous exotherm occurred as the temperature exceeded 160°-180°C accompanied the by-product ethyl bromide being distilled off and collected. Slowly add the remaining TriEthyl Phosphite so as to keep distillate temperature below 100°C. As the exotherm declines and the reaction approaches completion maintain the temperature at 170°C - 180°C for another 2 hours. Unreacted TriEthyl Phosphite and other volatiles DiEthylEthylPhosphate (DEEP) are removed by vacuum distillation. Once the distillation had ceased, NMR was used to confirm the reaction had gone to completion from the absence of the -CH₂-Br signal in the proton NMR. The crude product was purified via high vacuum distillation to remove volatiles (principally unreacted triethyl phosphite and a side reaction by-product, diethyl ethyl phosphonate).

EMBODIMENTS IN WHICH AN EXCLUSIVE PROPERTY OR PRIVILEGE IS CLAIMED ARE DEFINED AS FOLLOWS:

1. A hydraulic fluid composition comprising a polysiloxane compound and a diphosphonate compound, wherein the polysiloxane compound is represented by a compound of Formula 1:



Formula 1

wherein

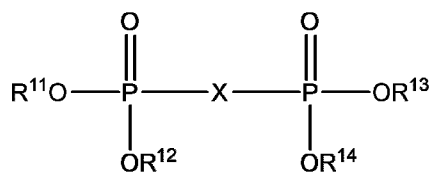
y is an integer selected from 1 to 40;

R¹, R², R³, and R⁴, are each independently selected from the group consisting of C₁₋₁₀alkyl, aryl, and C₁₋₁₀alkylaryl;

each R⁵ and each R⁶ is independently selected from the group consisting of C₁₋₁₀alkyl, aryl, and C₁₋₁₀alkylaryl; and

at least one of R¹ to R⁴, or at least one of R⁵ and R⁶ from at least one of the y units, is selected from at least one of C₁₋₁₀alkylaryl and aryl; and

wherein the diphosphonate compound is represented by a compound of Formula 2:



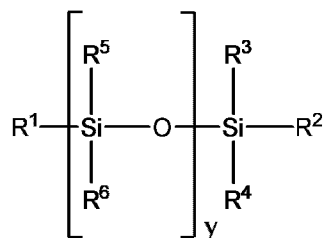
Formula 2

wherein

X is selected from a group consisting of an aryl, C₁₋₂₀alkyl, C₁₋₂₀alkylaryl, and C₁₋₂₀dialkylaryl; and

R^{11} , R^{12} , R^{13} , and R^{14} , are each independently selected from a group consisting of C_{1-20} alkyl, aryl, and C_{1-20} alkylaryl.

2. A hydraulic fluid composition comprising a polysiloxane compound and a diphosphonate compound, wherein the polysiloxane compound is represented by a compound of Formula 1:



Formula 1

wherein

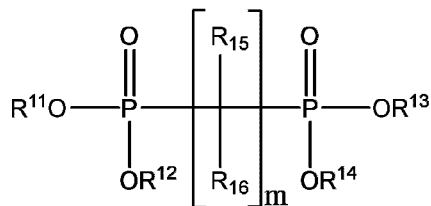
y is an integer selected from 1 to 40;

R^1 , R^2 , R^3 , and R^4 , are each independently selected from the group consisting of C_{1-10} alkyl, aryl, and C_{1-10} alkylaryl;

each R^5 and each R^6 is independently selected from the group consisting of C_{1-10} alkyl, aryl, and C_{1-10} alkylaryl; and

at least one of R^1 to R^4 , or at least one of R^5 and R^6 from at least one of the y units, is selected from at least one of C_{1-10} alkylaryl and aryl; and

wherein the diphosphonate compound is represented by a compound of Formula 2(a)(i):



Formula 2(a)(i)

wherein

m is an integer selected from 1 to 10;

R^{11} , R^{12} , R^{13} , and R^{14} , are each independently selected from the group consisting of C_{1-20} alkyl, aryl, and C_{1-20} alkylaryl; and

each R^{15} and R^{16} is independently selected from the group consisting of hydrogen, C_{1-20} alkyl, aryl, and C_{1-20} alkylaryl.

3. The hydraulic fluid composition of claim 2, wherein

m is an integer selected from 1 to 6;

R^{11} , R^{12} , R^{13} , and R^{14} , are each independently selected from the group consisting of C_{1-10} alkyl and C_{1-10} alkylaryl; and

each R^{15} and R^{16} is independently selected from the group consisting of hydrogen and methyl.

4. The hydraulic fluid composition of claim 2, wherein

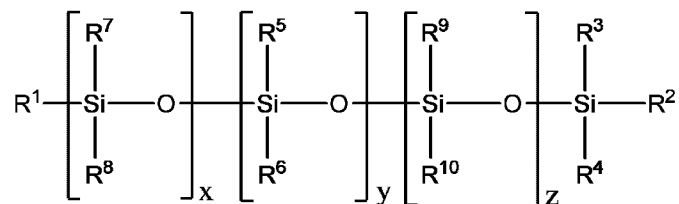
m is an integer selected from 1 to 6;

R^{11} , R^{12} , R^{13} , and R^{14} , are each independently selected from C_{2-10} alkyl; and

each R^{15} and R^{16} is hydrogen.

5. The hydraulic fluid composition of any one of claims 1 to 4, wherein at least one of R^1 to R^4 , or at least one R^5 and R^6 from at least one of the y groups, is C_{1-10} alkylaryl.

6. The hydraulic fluid composition of any one of claims 1 to 5, wherein the polysiloxane compound of Formula 1 is represented by a compound of Formula 1a:



Formula 1a

wherein

x is an integer selected from 0 to 10;

y is an integer selected from 1 to 20;

z is an integer selected from 0 to 10;

R^1 , R^2 , R^3 , and R^4 , are each independently selected from the group consisting of C_{1-10} alkyl, aryl, and C_{1-10} alkylaryl;

each R^5 and each R^6 are independently selected from the group consisting of C_{1-10} alkyl, aryl, and C_{1-10} alkylaryl; and

each R^7 , R^8 , R^9 , and R^{10} , is independently selected from C_{1-10} alkyl.

7. The hydraulic fluid composition of claim 6, wherein each R^7 , R^8 , R^9 , and R^{10} , is methyl and x and z are integers each independently selected from 1 to 3.

8. The hydraulic fluid composition of any one of claims 1 to 7, wherein y is an integer selected from 2 to 16 or the sum of x, y and z, is an integer selected from 2 to 16.

9. The hydraulic fluid composition of any one of claims 1 to 7, wherein y is an integer selected from 4 to 40, 4 to 25 or 4 to 15 or the sum of x, y and z, is an integer selected from 4 to 20 or 4 to 16.

10. The hydraulic fluid composition of any one of claims 6 to 9, wherein R^1 and R^2 are each independently selected from the group consisting of C_{1-10} alkyl, aryl, and C_{1-10} alkylaryl; each R^3 , R^4 , R^5 , R^7 , R^8 , R^9 , and R^{10} , is C_{1-4} alkyl; and wherein each R^6 and y is selected to provide the polysiloxane compound of Formula 1a with between 1 to 6 optional substituents independently selected from the group consisting of aryl and C_{1-10} alkylaryl and any other substituents for each R^6 is independently selected from C_{1-4} alkyl.

11. The hydraulic fluid composition of claim 10, wherein each R^3 , R^4 , R^5 , R^7 , R^8 , R^9 , and R^{10} , is methyl, and each R^6 is independently selected from the group consisting of methyl, aryl, and C_{1-10} alkylaryl.

12. The hydraulic fluid composition of any one of claims 1 to 11, wherein at least one or both of R¹ and R² are selected from the group consisting of aryl and C₁₋₁₀alkylaryl.

13. The hydraulic fluid composition of any one of claims 1 to 12, wherein the C₁₋₁₀alkylaryl is a C₁₋₆alkylphenyl.

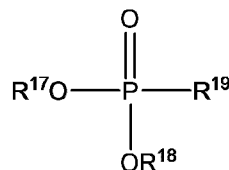
14. The hydraulic fluid composition of claim 13, wherein the number of phenyl substituents in the polysiloxane compound provides a mol % of phenyl in the siloxane compound of between 2 and 50 mol% relative to silicon.

15. The hydraulic fluid composition of any one of claims 1 to 14, wherein the composition comprises a mixture of at least two polysiloxane compounds of Formula 1.

16. The hydraulic fluid composition of claim 15, wherein the polysiloxane mixture comprises a series of different polysiloxane compounds of Formula 1 each having a different y value or a number of siloxane repeat units (Si-O) selected from and including each integer from 9 to 12, 8 to 13, 9 to 14, 8 to 15, 7 to 16, or 6 to 17.

17. The hydraulic fluid composition of claim 16, wherein the polysiloxane mixture comprises at least four polysiloxane compounds each having a different number of siloxane repeat units (Si-O) selected from 9 to 12 repeat units or at least six polysiloxane compounds each having a different number of siloxane repeat units (Si-O) selected from 8 to 13 repeat units.

18. The hydraulic fluid composition of any one of claims 1 to 17, wherein the composition further comprises a phosphonate compound represented by a compound of Formula 3:



Formula 3

wherein

R¹⁷, R¹⁸, and R¹⁹, are each independently selected from the group consisting of C₁₋₂₀alkyl, aryl, and C₁₋₂₀alkylaryl.

19. The hydraulic fluid composition of claim 18, wherein R¹⁷, R¹⁸, and R¹⁹, are each independently selected from the group consisting of C₁₋₁₀alkyl and C₁₋₁₀alkylaryl.

20. The hydraulic fluid composition of any one of claims 1 to 19, wherein the amount of polysiloxane compound, based on weight % of the composition, is provided at between about 10 and about 90%.

21. The hydraulic fluid composition of any one of claims 1 to 20, wherein the volume ratio of the polysiloxane compound to the diphosphonate compound in the composition is provided at a volume ratio of more than about 1:2 with respect to the polysiloxane, or between about 4:1 and about 1:4, respectively.

22. The hydraulic fluid composition of any one of claims 1 to 21, wherein the composition further comprises or consists of an additive selected from the group consisting of an acid scavenger, an anti-erosion additive, a viscosity index improver, an antifoaming agent, an antioxidant, an anti-corrosion additive, and any combinations thereof.

23. The hydraulic fluid composition of claim 22, wherein the composition further comprises or consists of an additive selected from the group consisting of an acid scavenger, an antifoaming agent, an antioxidant, and any combinations thereof.

24. The hydraulic fluid composition of claim 22 or claim 23, wherein the acid scavenger is selected from the group consisting of a phenylglycidyl ether, pinene oxide, styrene oxide, glycidyl cyclohexyl ether, glycidyl epoxycyclohexyl ether, diglycidyl ether, glycidyl isopropyl

ether, butadiene dioxide cyclohexylene oxide, bis-epoxycyclohexyl adipate, 3,4-epoxycyclohexylcarboylate and 3,4-epoxycyclohexane, and any combinations thereof.

25. The hydraulic fluid composition of any one of claims 22 to 24, wherein the antifoaming agent is selected from the group consisting of a silicone oil, polyvinyl alcohol, polyether, and any combinations thereof.

26. The hydraulic fluid composition of any one of claims 22 to 25, wherein the antioxidant is selected from the group consisting of a 2,6-di-tert-butyl-p-cresol, phenyl- α -naphthylamine, di(octylphenyl)amine, 6-methyl-2,4-bis(octylthio)-methyl-phenol, tetrakis[methylene(3,5-di-tert-butyl-4-hydroxyhydrocinnamate)], and any combinations thereof.

27. The hydraulic fluid composition of any one of claims 1 to 26, wherein the composition is substantially free of fluorinated anti-erosion additives.

28. The hydraulic fluid composition of claim 27, wherein the composition is substantially free of any perfluorinated anionic surfactant.

29. The hydraulic fluid composition of any one of claims 1 to 28, wherein the composition is substantially free of any one or more additional viscosity index improver selected from the group consisting of poly(alkyl acrylate), poly(alkyl methacrylate), poly(alkyl methacrylate) esters, polycyclic polymers, polyurethanes, polyalkylene oxides, and polyesters.

30. The hydraulic fluid composition of any one of claims 1 to 29, wherein the flash point of the composition is between 160 and 300°C when measured using flash point testing method of ASTM D4206 of 2-4 ml volumes with a Stanhope Seta Open Cup Apparatus.

31. The hydraulic fluid composition of any one of claims 1 to 30, wherein the density (gcm^{-3} at 298K) of the composition is less than 1.5.

32. The hydraulic fluid composition of any one of claims 1 to 31, wherein the composition exhibits a viscosity between about 5 and about 25 centipoises at about 100°F and between about 500 and about 3500 centipoises at -65°F.

33. The hydraulic fluid composition of any one of claims 1 to 32, wherein the composition is effective for use as a fire resistant hydraulic fluid.

34. The hydraulic fluid composition of claim 33, wherein the composition is effective for use as a hydraulic fluid in aircraft.

35. Use of a hydraulic fluid composition as defined in any one of claims 1 to 34 as a fire resistant hydraulic fluid.

36. Use according to claim 35, wherein the fire resistant hydraulic fluid is used for aircraft.

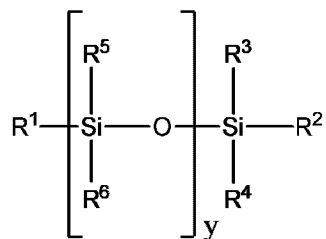
37. Use of a polysiloxane compound of Formula 1 as defined in any one of claims 1 and 5 to 17 in preparing a hydraulic fluid composition comprising a diphosphonate compound as defined in any one of claims 1 to 4.

38. Use of a diphosphonate compound as defined in any one of claims 1 to 4 in preparing a hydraulic fluid composition comprising a polysiloxane compound of Formula 1 as defined in any one of claims 1 and 5 to 17.

39. A process for preparing a hydraulic fluid composition comprising adding together in a composition, in any order, a polysiloxane compound of Formula 1 as defined in any one of claims 1 and 5 to 17 and a diphosphonate compound as defined in any one of claims 1 to 4, and optionally one or more additional compounds and/or additives.

40. The process of claim 39, wherein the process comprises adding together in a composition, in any order, the polysiloxane compound of Formula 1, the diphosphonate compound, at least one of (i) a phosphonate compound as defined in claim 18 or 19; and (ii) one or more additional additives as defined in any one of claims 22 to 26.

41. A hydraulic fluid composition comprising a polysiloxane compound and a non-halogenated diphosphonate compound, wherein the polysiloxane compound is represented by a compound of Formula 1:



Formula 1

wherein

y is an integer selected from 1 to 40;

R¹, R², R³, and R⁴, are each independently selected from the group consisting of C₁₋₁₀alkyl, aryl, and C₁₋₁₀alkylaryl;

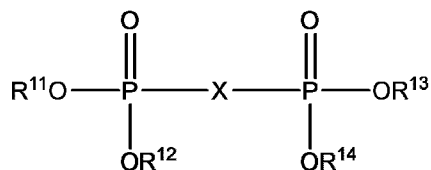
each R⁵ and each R⁶ are independently selected from the group consisting of C₁₋₁₀alkyl, aryl, and C₁₋₁₀alkylaryl; and

at least one of R¹ to R⁴, or at least one of R⁵ and R⁶ from at least one of the y units, is C₁₋₁₀alkylaryl;

wherein the polysiloxane compound has a mol % of aryl moieties of about 15 mol % to about 35 mol %, relative to silicon,

wherein the polysiloxane compound is present in the composition at a polydispersity of about 1 to about 5, and

wherein the non-halogenated diphosphonate compound is represented by a compound of Formula 2:

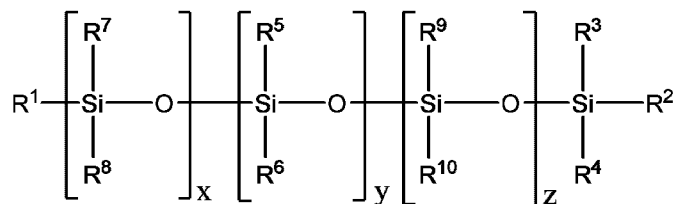
**Formula 2**

wherein

X is selected from a group consisting of an aryl, C₁₋₂₀alkyl, C₁₋₂₀alkylaryl, and C₁₋₂₀dialkylaryl; and

R¹¹, R¹², R¹³, and R¹⁴, are each independently selected from a group consisting of C₁₋₂₀alkyl, aryl, and C₁₋₂₀alkylaryl.

42. The hydraulic fluid composition of claim 41, wherein the polysiloxane compound of Formula 1 is represented by a compound of Formula 1a:

**Formula 1a**

wherein

x is an integer selected from 0 to 10;

y is an integer selected from 1 to 20;

z is an integer selected from 0 to 10;

R¹, R², R³, and R⁴, are each independently selected from the group consisting of C₁₋₁₀alkyl, aryl, and C₁₋₁₀alkylaryl;

each R⁵ and each R⁶ are independently selected from the group consisting of C₁₋₁₀alkyl, aryl, and C₁₋₁₀alkylaryl; and

each R⁷, R⁸, R⁹, and R¹⁰, is independently selected from C₁₋₁₀alkyl.

43. The hydraulic fluid composition of claim 42, wherein each R⁷, R⁸, R⁹, and R¹⁰, is methyl and x and z are integers each independently selected from 1 to 3.

44. The hydraulic fluid composition of claim 42 or 43, wherein y is an integer selected from 2 to 16 or the sum of x , y and z , is an integer selected from 2 to 16.

45. The hydraulic fluid composition of any one of claims 42 to 44, wherein R^1 and R^2 are each independently selected from the group consisting of C_{1-10} alkyl, aryl, and C_{1-10} alkylaryl; each R^3 , R^4 , R^5 , R^7 , R^8 , R^9 , and R^{10} , is C_{1-4} alkyl; and wherein each R^6 and y is selected to provide the polysiloxane compound of Formula 1a with between 1 to 6 optional substituents independently selected from the group consisting of aryl and C_{1-10} alkylaryl and any other substituents for each R^6 is independently selected from C_{1-4} alkyl.

46. The hydraulic fluid composition of claim 45, wherein each R^3 , R^4 , R^5 , R^7 , R^8 , R^9 , and R^{10} , is methyl, and each R^6 is independently selected from the group consisting of methyl, aryl, and C_{1-10} alkylaryl.

47. The hydraulic fluid composition of any one of claims 41 to 46, wherein at least one or both of R^1 and R^2 are selected from the group consisting of aryl and C_{1-10} alkylaryl.

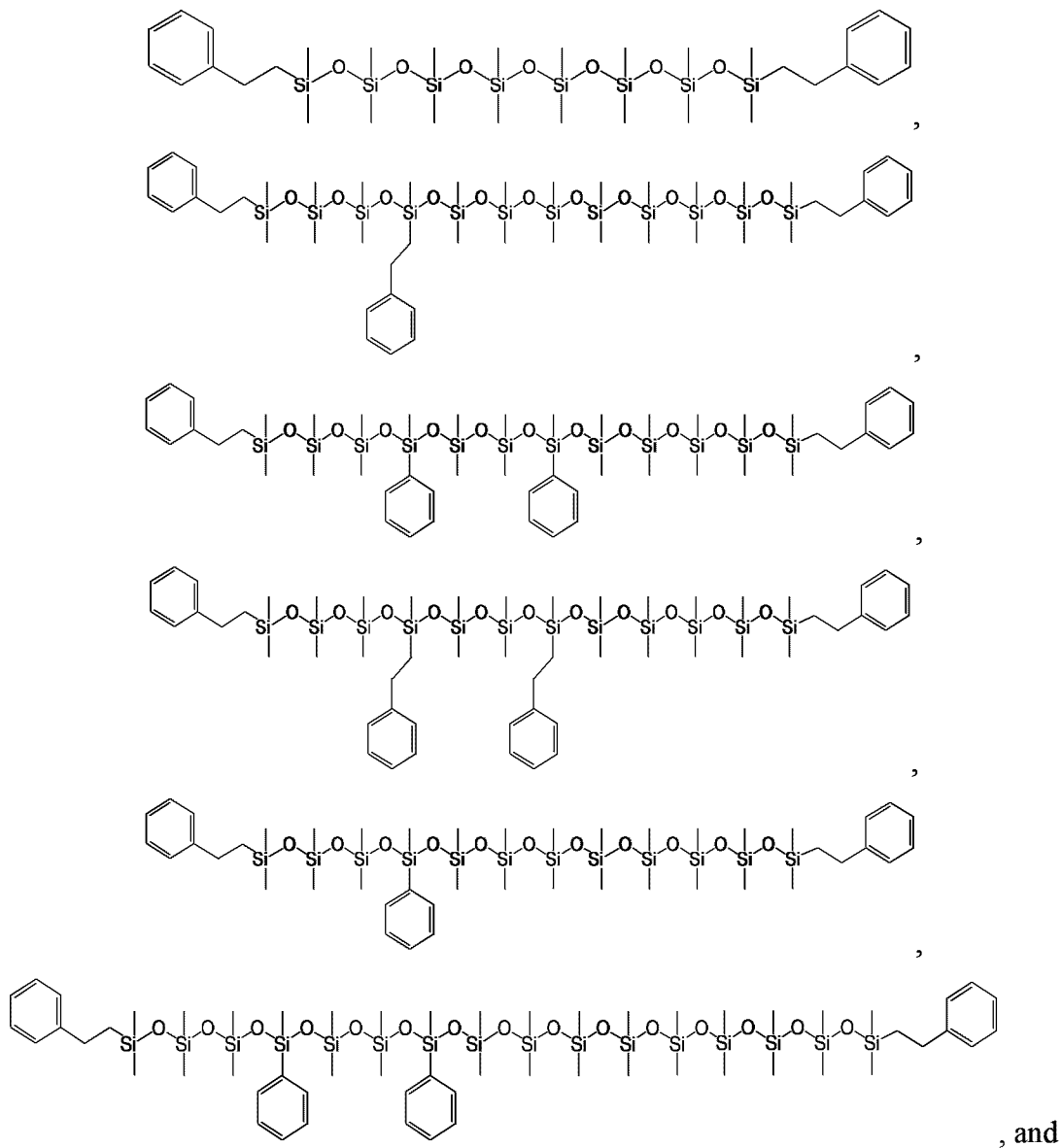
48. The hydraulic fluid composition of any one of claims 41 to 47, wherein the C_{1-10} alkylaryl is a C_{1-6} alkylphenyl.

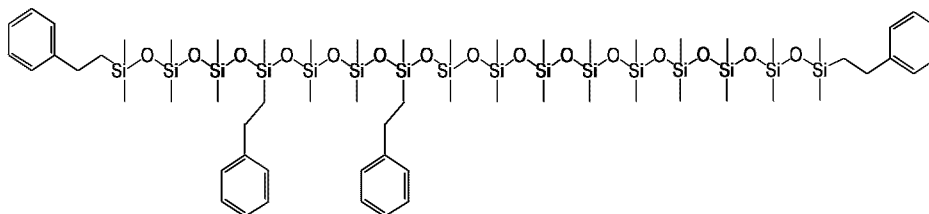
49. The hydraulic fluid composition of any one of claims 41 to 46, wherein each R^1 and R^2 is independently C_{1-10} alkylaryl.

50. The hydraulic fluid composition of any one of claims 41 to 49, wherein the polysiloxane compound is present in the composition at a polydispersity of about 1 to about 3.

51. The hydraulic fluid composition of any one of claims 41 to 50, wherein the polysiloxane compound has a mol % of aryl moieties of about 20 mol % to about 30 mol%, relative to silicon.

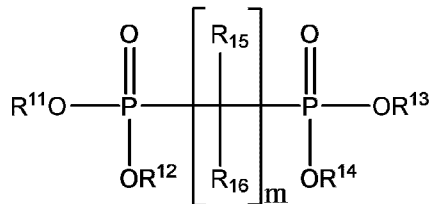
52. The hydraulic fluid composition of claim 49, wherein the polysiloxane compound comprises a compound selected from the group consisting of:





53. The hydraulic fluid composition of any one of claims 41 to 52, wherein the composition comprises a mixture of at least two polysiloxane compounds of Formula 1.
54. The hydraulic fluid composition of claim 53, wherein the polysiloxane mixture comprises a series of different polysiloxane compounds of Formula 1 each having a different y value or a number of siloxane repeat units (Si-O) selected from and including each integer from 6 to 17.
55. The hydraulic fluid composition of claim 53, wherein the polysiloxane mixture comprises at least four polysiloxane compounds each having a different number of siloxane repeat units (Si-O) selected from 9 to 12 repeat units.
56. The hydraulic fluid composition of claim 53, wherein the polysiloxane mixture comprises at least six polysiloxane compounds each having a different number of siloxane repeat units (Si-O) selected from 8 to 13 repeat units.
57. The hydraulic fluid composition of any one of claims 41 to 56, wherein X is C_{1-20} dialkylaryl.
58. The hydraulic fluid composition of any one of claims 41 to 56, wherein X is aryl.

59. The hydraulic fluid composition of any one of claims 41 to 56, wherein the diphosphonate compound is represented by a compound of Formula 2(a)(i):



Formula 2(a)(i)

wherein

m is an integer selected from 1 to 10;

R^{11} , R^{12} , R^{13} , and R^{14} , are each independently selected from the group consisting of C_{1-20} alkyl, aryl, and C_{1-20} alkylaryl; and

each R^{15} and R^{16} is independently selected from the group consisting of hydrogen, C_{1-20} alkyl, aryl, and C_{1-20} alkylaryl.

60. The hydraulic fluid composition of claim 59, wherein

m of Formula 2(a)(i) is an integer selected from 1 to 6;

R^{11} , R^{12} , R^{13} , and R^{14} , are each independently selected from the group consisting of C_{1-10} alkyl and C_{1-10} alkylaryl; and

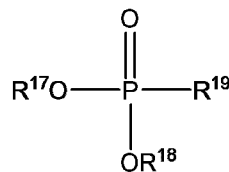
each R^{15} and R^{16} of Formula 2(a)(i) is independently selected from the group consisting of hydrogen and methyl.

61. The hydraulic fluid composition of claim 59, wherein

m of Formula 2(a)(i) is an integer selected from 1 to 6;

R^{11} , R^{12} , R^{13} , and R^{14} of Formula 2(a)(i) are each independently selected from C_{2-10} alkyl; and each R^{15} and R^{16} of Formula 2(a)(i) is hydrogen.

62. The hydraulic fluid composition of any one of claims 41 to 61, wherein the composition further comprises a phosphonate compound represented by a compound of Formula 3:



Formula 3

wherein

R^{17} , R^{18} , and R^{19} , are each independently selected from the group consisting of C_{1-20} alkyl, aryl, and C_{1-20} alkylaryl.

63. The hydraulic fluid composition of claim 62, wherein R^{17} , R^{18} , and R^{19} , are each independently selected from the group consisting of C_{1-10} alkyl and C_{1-10} alkylaryl.

64. The hydraulic fluid composition of any one of claims 41 to 63, wherein the amount of polysiloxane compound, based on weight % of the composition, is provided at between about 10 and about 90%.

65. The hydraulic fluid composition of any one of claims 41 to 64, wherein the volume ratio of the polysiloxane compound to the diphosphonate compound in the composition is provided at a volume ratio of between about 4:1 and about 1:4.

66. The hydraulic fluid composition of any one of claims 41 to 65, wherein the composition further comprises or consists of an additive selected from the group consisting of an acid scavenger, an anti-erosion additive, a viscosity index improver, an antifoaming agent, an antioxidant, an anti-corrosion additive, and any combinations thereof.

67. The hydraulic fluid composition of claim 66, wherein the composition further comprises or consists of an additive selected from the group consisting of an acid scavenger, an antifoaming agent, an antioxidant, and any combinations thereof.

68. The hydraulic fluid composition of claim 66 or claim 67, wherein the acid scavenger is selected from the group consisting of a phenylglycidyl ether, pinene oxide, styrene oxide, glycidyl cyclohexyl ether, glycidyl epoxycyclohexyl ether, diglycidyl ether, glycidyl isopropyl ether, butadiene dioxide cyclohexylene oxide, bis-epoxycyclohexyl adipate, 3,4-epoxycyclohexylcarboylate and 3,4-epoxycyclohexane, and any combinations thereof.

69. The hydraulic fluid composition of any one of claims 66 to 68, wherein the antifoaming agent is selected from the group consisting of a silicone oil, polyvinyl alcohol, polyether, and any combinations thereof.

70. The hydraulic fluid composition of any one of claims 66 to 69, wherein the antioxidant is selected from the group consisting of a 2,6-di-tert-butyl-p-cresol, phenyl- α -naphthylamine, di(octylphenyl)amine, 6-methyl-2,4-bis(octylthio)-methyl]-phenol, tetrakis[methylene(3,5-di-tert-butyl-4-hydroxyhydrocinnamate)], and any combinations thereof.

71. The hydraulic fluid composition of any one of claims 41 to 70, wherein the composition is substantially free of fluorinated anti-erosion additives.

72. The hydraulic fluid composition of claim 71, wherein the composition is substantially free of any perfluorinated anionic surfactant.

73. The hydraulic fluid composition of any one of claims 41 to 72, wherein the composition is substantially free of any one or more additional viscosity index improver selected from the group consisting of poly(alkyl acrylate), poly(alkyl methacrylate), poly(alkyl methacrylate) esters, polycyclic polymers, polyurethanes, polyalkylene oxides, and polyesters.

74. The hydraulic fluid composition of any one of claims 41 to 73, wherein the flash point of the composition is between 160 and 300°C when measured using flash point testing method of ASTM D4206 of 2-4 ml volumes with a Stanhope Seta Open Cup Apparatus.

75. The hydraulic fluid composition of any one of claims 41 to 74, wherein the density (gcm^{-3} at 298K) of the composition is less than 1.5.

76. The hydraulic fluid composition of any one of claims 41 to 75, wherein the composition exhibits a viscosity between about 5 and about 25 centipoises at about 100°F and between about 500 and about 3500 centipoises at -65°F.

77. The hydraulic fluid composition of any one of claims 41 to 76, wherein the composition is effective for use as a fire resistant hydraulic fluid.

78. The hydraulic fluid composition of claim 77, wherein the composition is effective for use as a hydraulic fluid in aircraft.

79. Use of a hydraulic fluid composition as defined in any one of claims 41 to 76 as a fire resistant hydraulic fluid.

80. Use according to claim 79, wherein the fire resistant hydraulic fluid is used for aircraft.

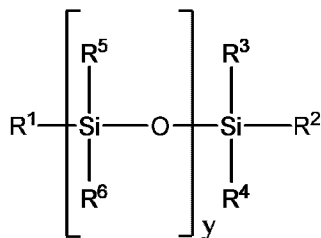
81. Use of a polysiloxane compound of Formula 1 as defined in any one of claims 41 to 56 in preparing a hydraulic fluid composition comprising a diphosphonate compound as defined in any one of claims 41 and 57 to 61.

82. Use of a diphosphonate compound as defined in any one of claims 41 and 57 to 61 in preparing a hydraulic fluid composition comprising a polysiloxane compound of Formula 1 as defined in any one of claims 41 to 56.

83. A process for preparing a hydraulic fluid composition comprising adding together in a composition, in any order, a polysiloxane compound of Formula 1 as defined in any one of claims 41 to 56 and a diphosphonate compound as defined in any one of claims 41 and 57 to 61.

84. The process of claim 83, whereby the hydraulic fluid composition is prepared by adding into the composition, in any order, at least one of a phosphonate compound or additive.

85. A hydraulic fluid composition comprising:
a polysiloxane compound of Formula 1:



Formula 1

wherein

y is an integer selected from 4 to 40;

R¹, R², R³, and R⁴, are each independently selected from the group consisting of C₁₋₁₀alkyl, aryl, and C₁₋₁₀alkylaryl;

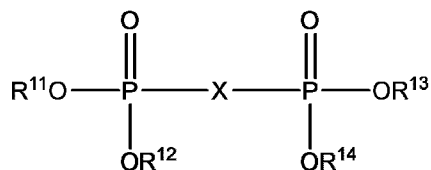
each R⁵ and each R⁶ is independently selected from the group consisting of C₁₋₁₀alkyl, aryl, and C₁₋₁₀alkylaryl; and

at least one of R¹ to R⁴, or at least one of R⁵ and R⁶ from at least one of the y units, is C₁₋₁₀alkylaryl;

wherein the polysiloxane compound has a mol % of aryl moieties of about 20 mol % to about 30 mol %, relative to silicon,

wherein the polysiloxane compound is present in the composition at a polydispersity of about 1 to about 5, and

a non-halogenated diphosphonate compound represented by a compound of Formula 2:

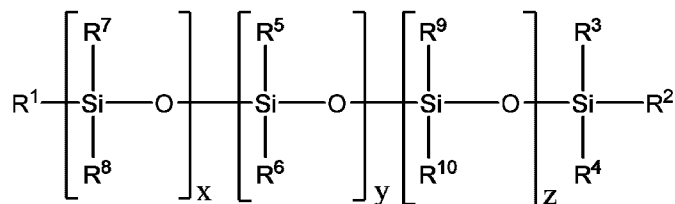
**Formula 2**

wherein

X is selected from a group consisting of an aryl, C₁₋₂₀alkyl, C₁₋₂₀alkylaryl, and C₁₋₂₀dialkylaryl; and

R¹¹, R¹², R¹³, and R¹⁴, are each independently selected from a group consisting of C₁₋₂₀alkyl, aryl, and C₁₋₂₀alkylaryl.

86. The hydraulic fluid composition of claim 85, wherein the polysiloxane compound of Formula 1 is represented by a compound of Formula 1a:

**Formula 1a**

wherein

x is an integer selected from 0 to 10;

y is an integer selected from 4 to 20;

z is an integer selected from 0 to 10;

R¹, R², R³, and R⁴, are each independently selected from the group consisting of C₁₋₁₀alkyl, aryl, and C₁₋₁₀alkylaryl;

each R⁵ and each R⁶ are independently selected from the group consisting of C₁₋₁₀alkyl, aryl, and C₁₋₁₀alkylaryl; and

each R⁷, R⁸, R⁹, and R¹⁰, is independently selected from C₁₋₁₀alkyl.

87. The hydraulic fluid composition of claim 86, wherein each R⁷, R⁸, R⁹, and R¹⁰, is methyl and x and z are integers each independently selected from 1 to 3.

88. The hydraulic fluid composition of claim 86 or 87, wherein y is an integer selected from 4 to 16 or the sum of x , y and z , is an integer selected from 4 to 16.

89. The hydraulic fluid composition of any one of claims 86 to 88, wherein R^1 and R^2 are each independently selected from the group consisting of C_{1-10} alkyl, aryl, and C_{1-10} alkylaryl; each R^3 , R^4 , R^5 , R^7 , R^8 , R^9 , and R^{10} , is C_{1-4} alkyl; and wherein each R^6 and y is selected to provide the polysiloxane compound of Formula 1a with between 1 to 6 optional substituents independently selected from the group consisting of aryl and C_{1-10} alkylaryl and any other substituents for each R^6 is independently selected from C_{1-4} alkyl.

90. The hydraulic fluid composition of claim 89, wherein each R^3 , R^4 , R^5 , R^7 , R^8 , R^9 , and R^{10} , is methyl, and each R^6 is independently selected from the group consisting of methyl, aryl, and C_{1-10} alkylaryl.

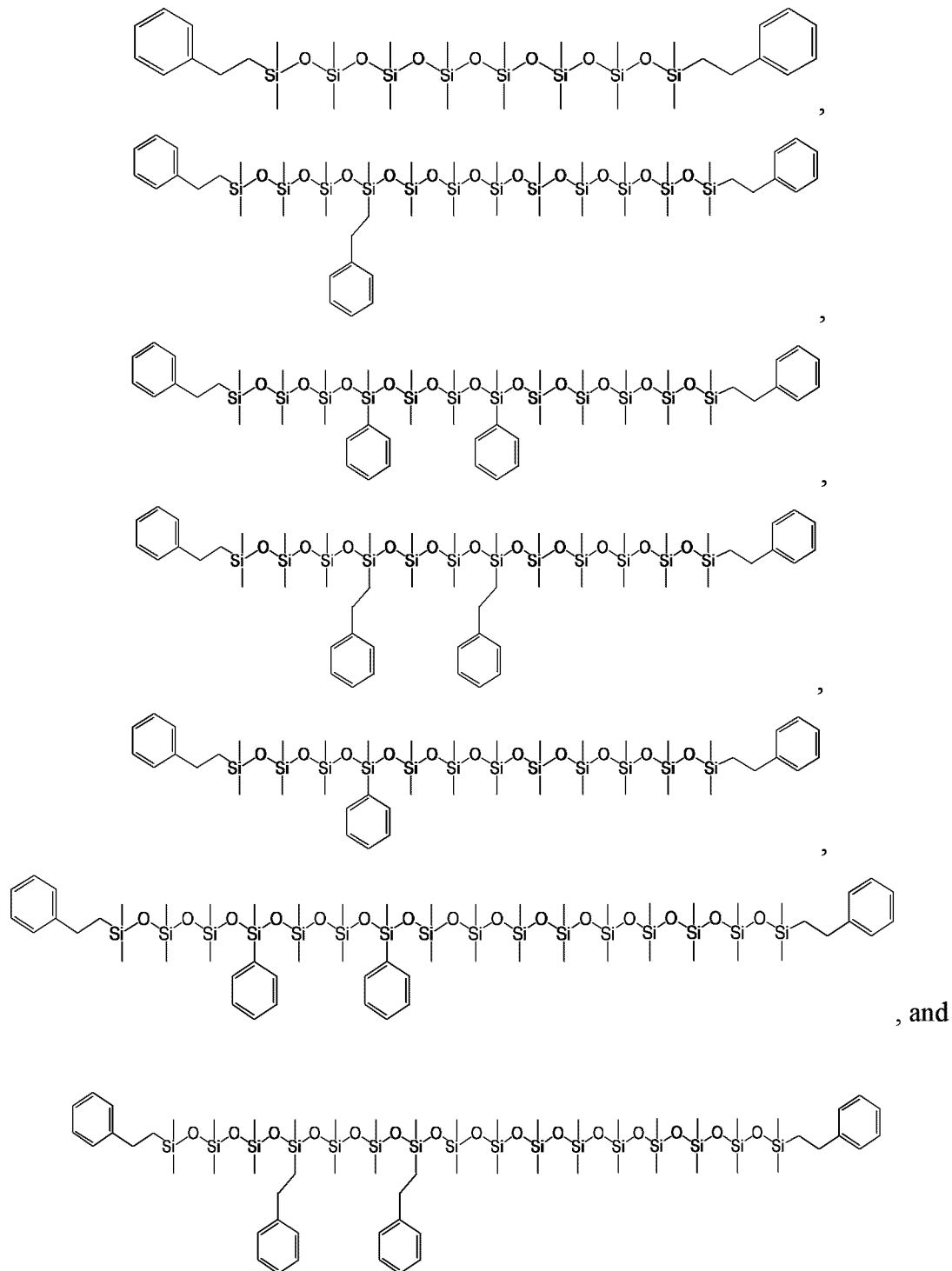
91. The hydraulic fluid composition of any one of claims 85 to 90, wherein at least one of R^1 and R^2 is C_{1-10} alkylaryl.

92. The hydraulic fluid composition of any one of claims 85 to 91, wherein the C_{1-10} alkylaryl is a C_{1-6} alkylphenyl.

93. The hydraulic fluid composition of any one of claims 85 to 90, wherein each R^1 and R^2 is independently C_{1-10} alkylaryl.

94. The hydraulic fluid composition of any one of claims 85 to 93, wherein the polysiloxane compound is present in the composition at a polydispersity of about 1 to about 3.

95. The hydraulic fluid composition of claim 93, wherein the polysiloxane compound comprises a compound selected from the group consisting of:



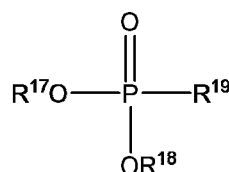
96. The hydraulic fluid composition of any one of claims 85 to 95, wherein the composition comprises a mixture of at least two polysiloxane compounds of Formula 1.

97. The hydraulic fluid composition of claim 96, wherein the polysiloxane mixture comprises a series of different polysiloxane compounds of Formula 1 each having a different y value or a number of siloxane repeat units (Si-O) selected from and including each integer from 6 to 17.

98. The hydraulic fluid composition of claim 96, wherein the polysiloxane mixture comprises at least four polysiloxane compounds each having a different number of siloxane repeat units (Si-O) selected from 8 to 13 repeat units.

99. The hydraulic fluid composition of claim 96, wherein the polysiloxane mixture comprises at least four polysiloxane compounds each having a different number of siloxane repeat units (Si-O) selected from 9 to 12 repeat units.

100. The hydraulic fluid composition of any one of claims 85 to 99, wherein the composition further comprises a phosphonate compound of Formula 3:



Formula 3

wherein

R^{17} , R^{18} , and R^{19} , are each independently selected from the group consisting of C_{1-20} alkyl, aryl, and C_{1-20} alkylaryl.

101. The hydraulic fluid composition of claim 100, wherein R^{17} , R^{18} , and R^{19} , are each independently selected from the group consisting of C_{1-10} alkyl and C_{1-10} alkylaryl.

102. The hydraulic fluid composition of any one of claims 85 to 101, wherein the amount of polysiloxane compound, based on weight % of the composition, is provided at between about 10 and about 90%.

103. The hydraulic fluid composition of any one of claims 85 to 102, wherein the composition further comprises or consists of an additive selected from the group consisting of an acid scavenger, an anti-erosion additive, a viscosity index improver, an antifoaming agent, an antioxidant, an anti-corrosion additive, and any combinations thereof.

104. The hydraulic fluid composition of claim 103, wherein the composition further comprises or consists of an additive selected from the group consisting of an acid scavenger, an antifoaming agent, an antioxidant, and any combinations thereof.

105. The hydraulic fluid composition of any one of claims 85 to 104, wherein the composition is substantially free of fluorinated anti-erosion additives.

106. The hydraulic fluid composition of any one of claims 85 to 105, wherein the composition is substantially free of any one or more additional viscosity index improver selected from the group consisting of poly(alkyl acrylate), poly(alkyl methacrylate), poly(alkyl methacrylate) esters, polycyclic polymers, polyurethanes, polyalkylene oxides, and polyesters.

107. The hydraulic fluid composition of any one of claims 85 to 106, wherein the flash point of the composition is between 160 and 300°C when measured using flash point testing method of ASTM D4206 of 2-4 ml volumes with a Stanhope Seta Open Cup Apparatus.

108. The hydraulic fluid composition of any one of claims 85 to 107, wherein the density (gcm^{-3} at 298K) of the composition is less than 1.5.

109. The hydraulic fluid composition of any one of claims 85 to 108, wherein the composition exhibits a viscosity between about 5 and about 25 centipoises at about 100°F and between about 500 and about 3500 centipoises at -65°F.

110. The hydraulic fluid composition of any one of claims 85 to 109, wherein the composition is effective for use as a fire resistant hydraulic fluid or a hydraulic fluid in aircraft.

111. Use of a hydraulic fluid composition as defined in any one of claims 85 to 109 as a fire resistant hydraulic fluid.

112. Use according to claim 111, wherein the fire resistant hydraulic fluid is used for aircraft.

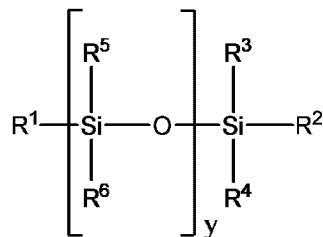
113. Use of a polysiloxane compound of Formula 1 as defined in any one of claims 85 to 99 in preparing a hydraulic fluid composition comprising a diphosphonate compound as defined in claim 85.

114. Use of a diphosphonate compound as defined in claim 85 in preparing a hydraulic fluid composition comprising a polysiloxane compound of Formula 1 as defined in any one of claims 85 to 99.

115. A process for preparing a hydraulic fluid composition comprising adding together in a composition, in any order, a polysiloxane compound of Formula 1 as defined in any one of claims 85 to 99 and a diphosphonate compound as defined in claim 85.

116. The process of claim 115, whereby the hydraulic fluid composition is prepared by adding into the composition, in any order, at least one of a phosphonate compound or additive.

117. A hydraulic fluid composition comprising:
a polysiloxane compound of Formula 1:



Formula 1

wherein

y is an integer selected from 4 to 25;

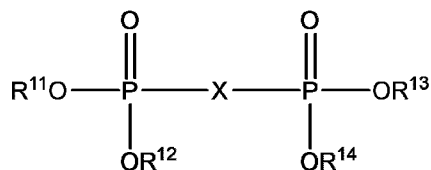
each R³ and R⁴ are each independently selected from the group consisting of C₁₋₁₀alkyl, aryl, and C₁₋₁₀alkylaryl;

each R⁵ and each R⁶ is independently selected from the group consisting of C₁₋₁₀alkyl, aryl, and C₁₋₁₀alkylaryl;

each R¹ and R² is independently C₁₋₁₀alkylaryl;

wherein the polysiloxane compound has a mol % of aryl moieties of about 15 mol % to about 35 mol %, relative to silicon, and

a non-halogenated diphosphonate compound represented by a compound of Formula 2:



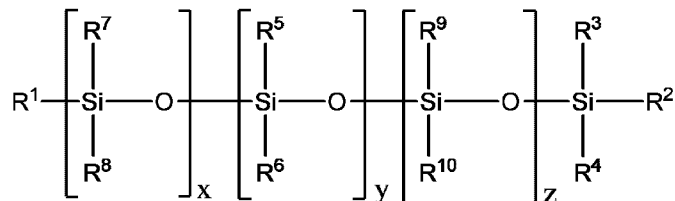
Formula 2

wherein

X is selected from a group consisting of an aryl, C₁₋₂₀alkyl, C₁₋₂₀alkylaryl, and C₁₋₂₀dialkylaryl; and

R¹¹, R¹², R¹³, and R¹⁴, are each independently selected from a group consisting of C₁₋₂₀alkyl, aryl, and C₁₋₂₀alkylaryl.

118. The hydraulic fluid composition of claim 117, wherein the polysiloxane compound of Formula 1 is represented by a compound of Formula 1a:



Formula 1a

wherein

x is an integer selected from 0 to 10;

y is an integer selected from 4 to 20;

z is an integer selected from 0 to 10;

each R¹ and R² is independently C₁₋₁₀alkylaryl;

each R³ and R⁴ are each independently selected from the group consisting of C₁₋₁₀alkyl, aryl, and C₁₋₁₀alkylaryl;

each R⁵ and each R⁶ are independently selected from the group consisting of C₁₋₁₀alkyl, aryl, and C₁₋₁₀alkylaryl; and

each R⁷, R⁸, R⁹, and R¹⁰, is independently selected from C₁₋₁₀alkyl.

119. The hydraulic fluid composition of claim 118, wherein each R⁷, R⁸, R⁹, and R¹⁰, is methyl and x and z are integers each independently selected from 1 to 3.

120. The hydraulic fluid composition of claim 118 or 119, wherein y is an integer selected from 4 to 16 or the sum of x, y and z, is an integer selected from 4 to 16.

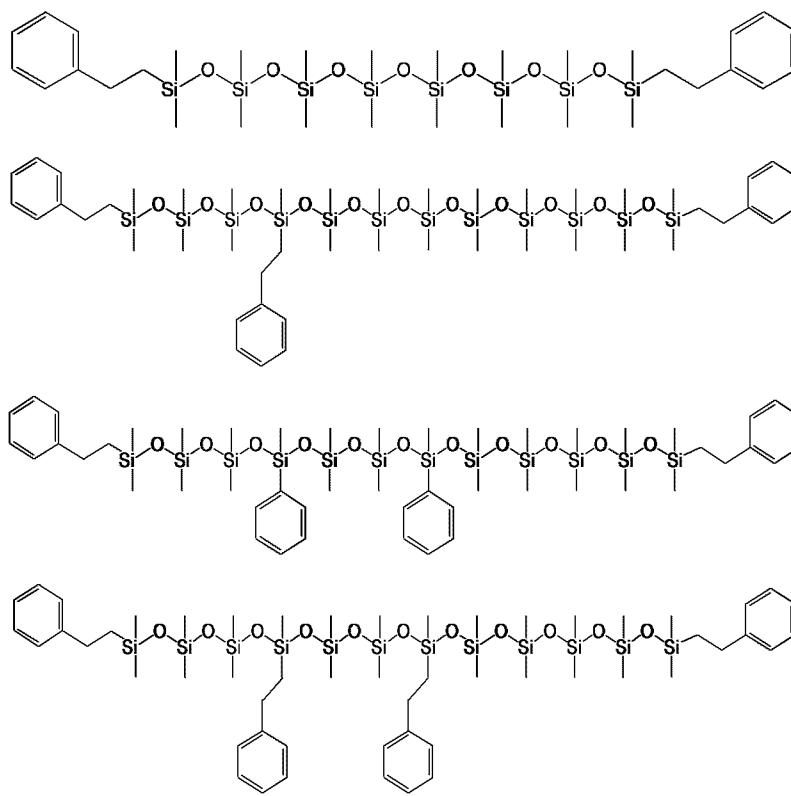
121. The hydraulic fluid composition of any one of claims 117 to 120, wherein each R³, R⁴, R⁵, R⁷, R⁸, R⁹, and R¹⁰, is C₁₋₄alkyl; and wherein each R⁶ and y is selected to provide the polysiloxane compound with between 1 to 6 optional substituents independently selected from the group consisting of aryl and C₁₋₁₀alkylaryl and any other substituents for each R⁶ is independently selected from C₁₋₄alkyl.

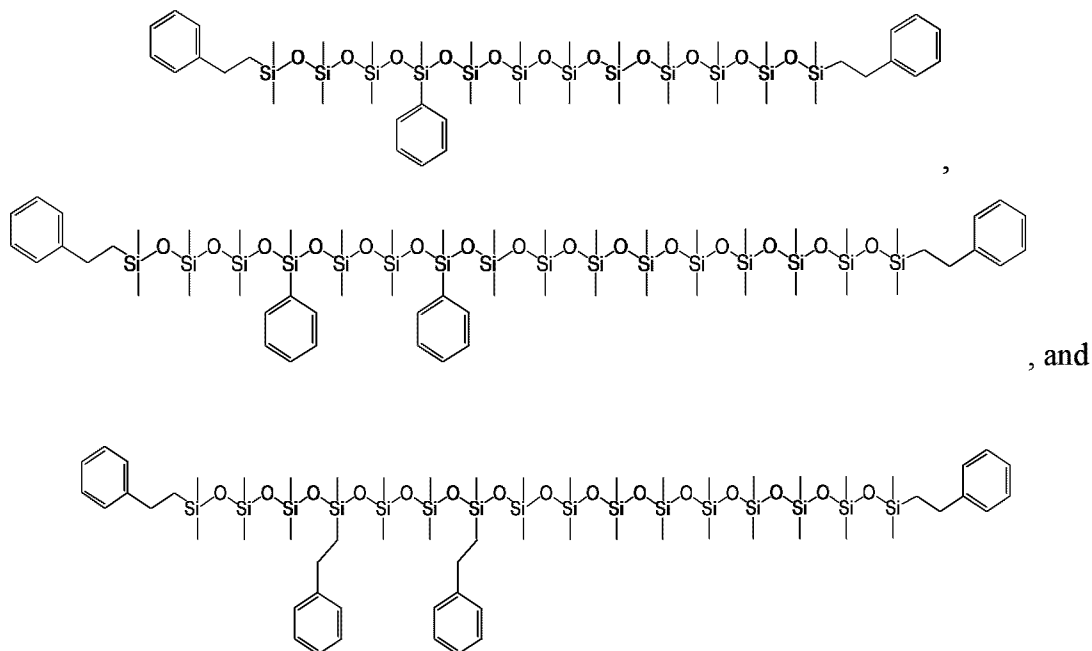
122. The hydraulic fluid composition of claim 121, wherein each R³, R⁴, R⁵, R⁷, R⁸, R⁹, and R¹⁰, is methyl, and each R⁶ is independently selected from the group consisting of methyl, aryl, and C₁₋₁₀alkylaryl.

123. The hydraulic fluid composition of any one of claims 117 to 122, wherein each R¹ and R² is independently C₁₋₆alkylphenyl.

124. The hydraulic fluid composition of any one of claims 117 to 123, wherein the polysiloxane compound has a mol % of aryl moieties of about 20 mol % to about 30 mol %, relative to silicon.

125. The hydraulic fluid composition of claim 123, wherein the polysiloxane compound is selected from the group consisting of:





126. The hydraulic fluid composition of any one of claims 117 to 125, wherein the composition comprises a mixture of at least two polysiloxane compounds of Formula 1.

127. The hydraulic fluid composition of claim 126, wherein the polysiloxane mixture comprises a series of different polysiloxane compounds of Formula 1 each having a different y value or a number of siloxane repeat units (Si-O) selected from and including each integer from 6 to 17.

128. The hydraulic fluid composition of claim 126, wherein the polysiloxane mixture comprises at least four polysiloxane compounds each having a different number of siloxane repeat units (Si-O) selected from 9 to 12 repeat units.

129. The hydraulic fluid composition of claim 126, wherein the polysiloxane mixture comprises at least six polysiloxane compounds each having a different number of siloxane repeat units (Si-O) selected from 8 to 13 repeat units.

130. The hydraulic fluid composition of any one of claims 117 to 129, wherein the composition is effective for use as a fire resistant hydraulic fluid or a hydraulic fluid in aircraft.

131. Use of a hydraulic fluid composition as defined in any one of claims 117 to 129 as a fire resistant hydraulic fluid.

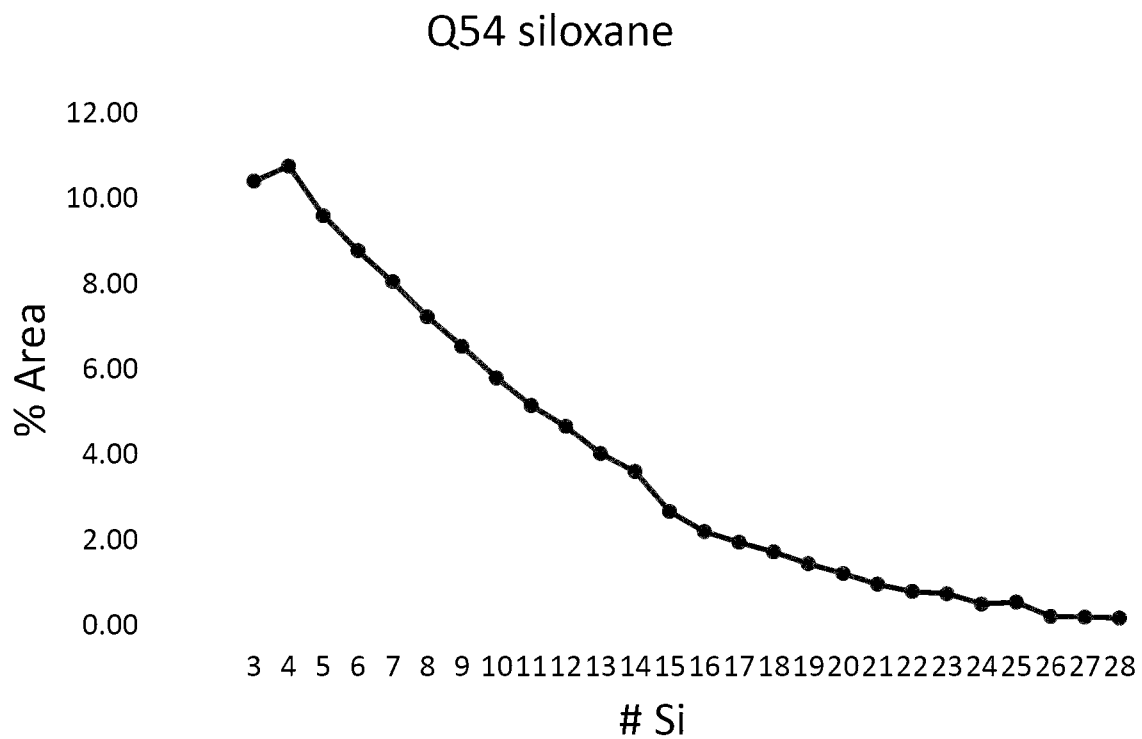
132. Use according to claim 131, wherein the fire resistant hydraulic fluid is used for aircraft.

133. Use of a polysiloxane compound of Formula 1 as defined in any one of claims 117 to 129 in preparing a hydraulic fluid composition comprising a diphosphonate compound as defined in claim 117.

134. Use of a diphosphonate compound as defined in claim 117 in preparing a hydraulic fluid composition comprising a polysiloxane compound of Formula 1 as defined in any one of claims 117 to 129.

135. A process for preparing a hydraulic fluid composition comprising adding together in a composition, in any order, a polysiloxane compound of Formula 1 as defined in any one of claims 117 to 129 and a diphosphonate compound as defined in claim 117.

136. The process of claim 135, whereby the hydraulic fluid composition is prepared by adding into the composition, in any order, at least one of a phosphonate compound or additive.

**FIGURE 1**

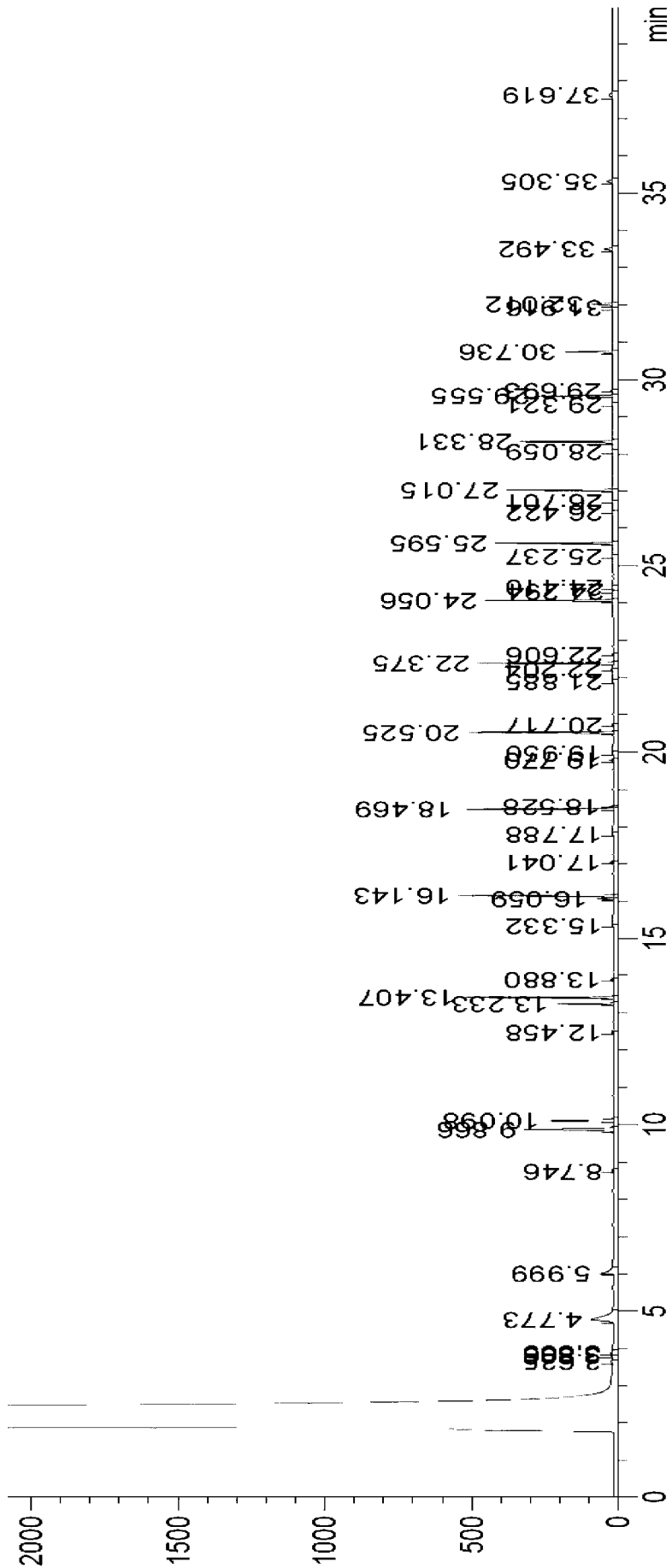


FIGURE 2

Substitute Sheet
(Rule 26) RO/AU

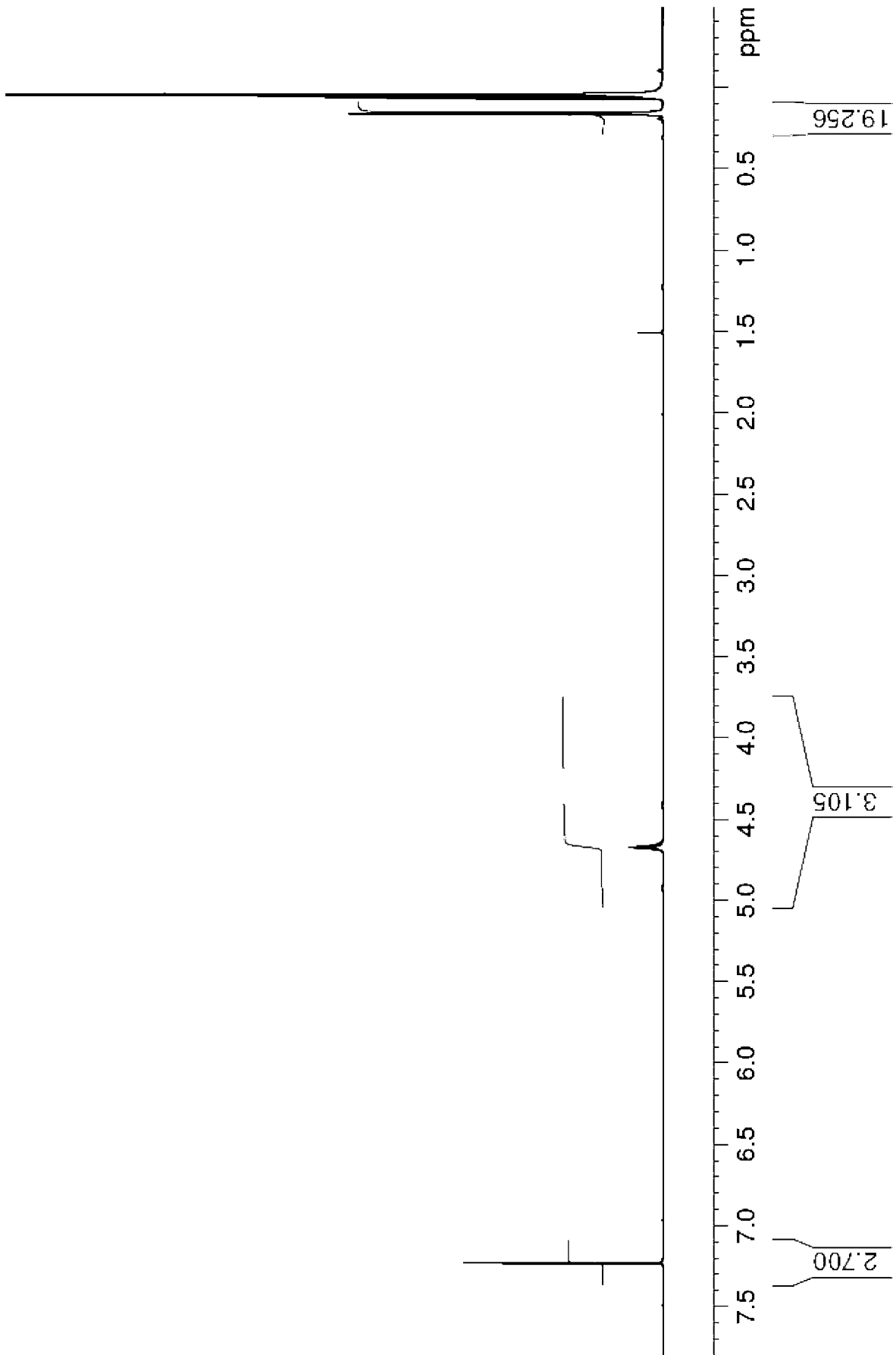


FIGURE 3

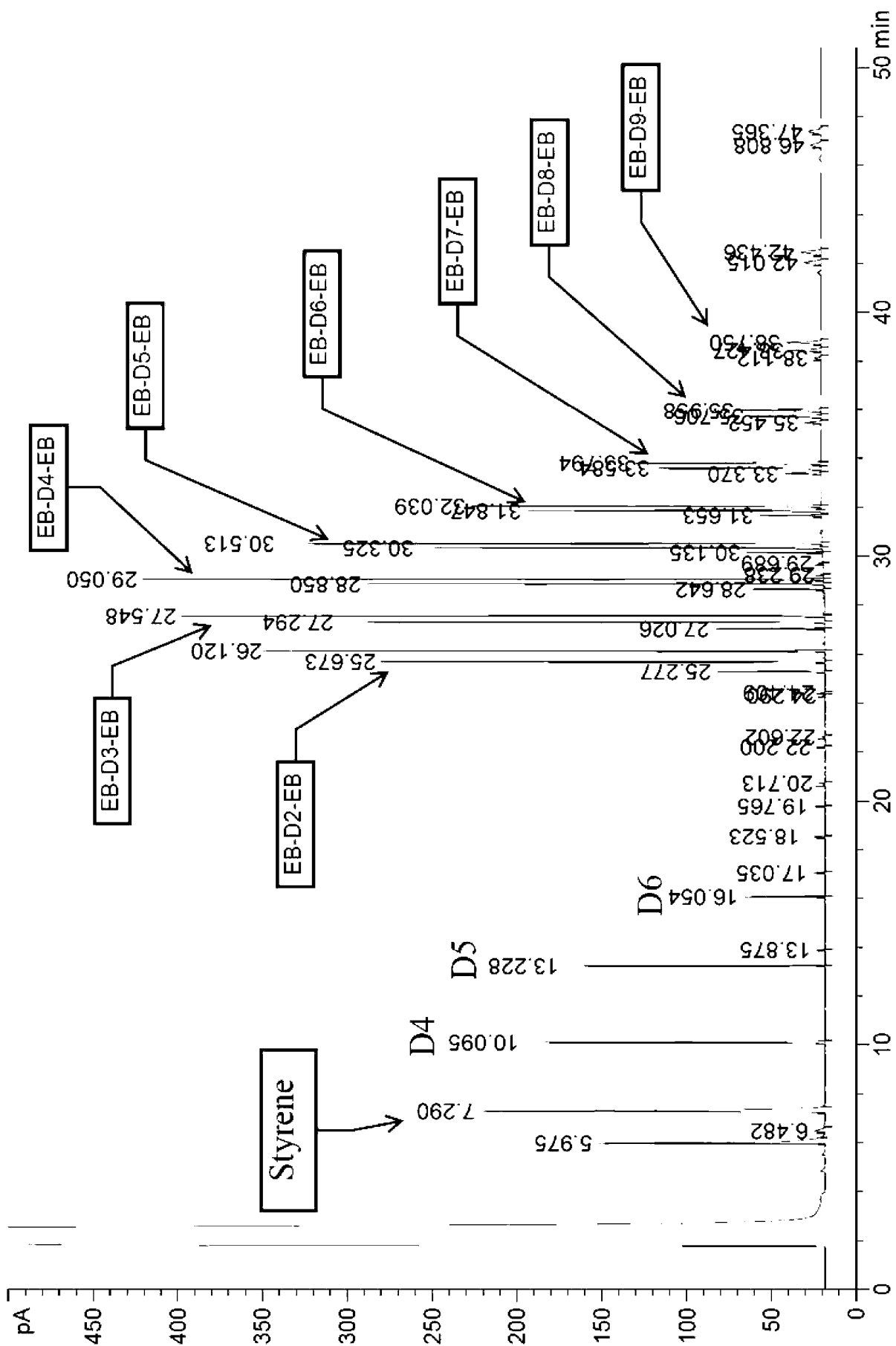


FIGURE 4

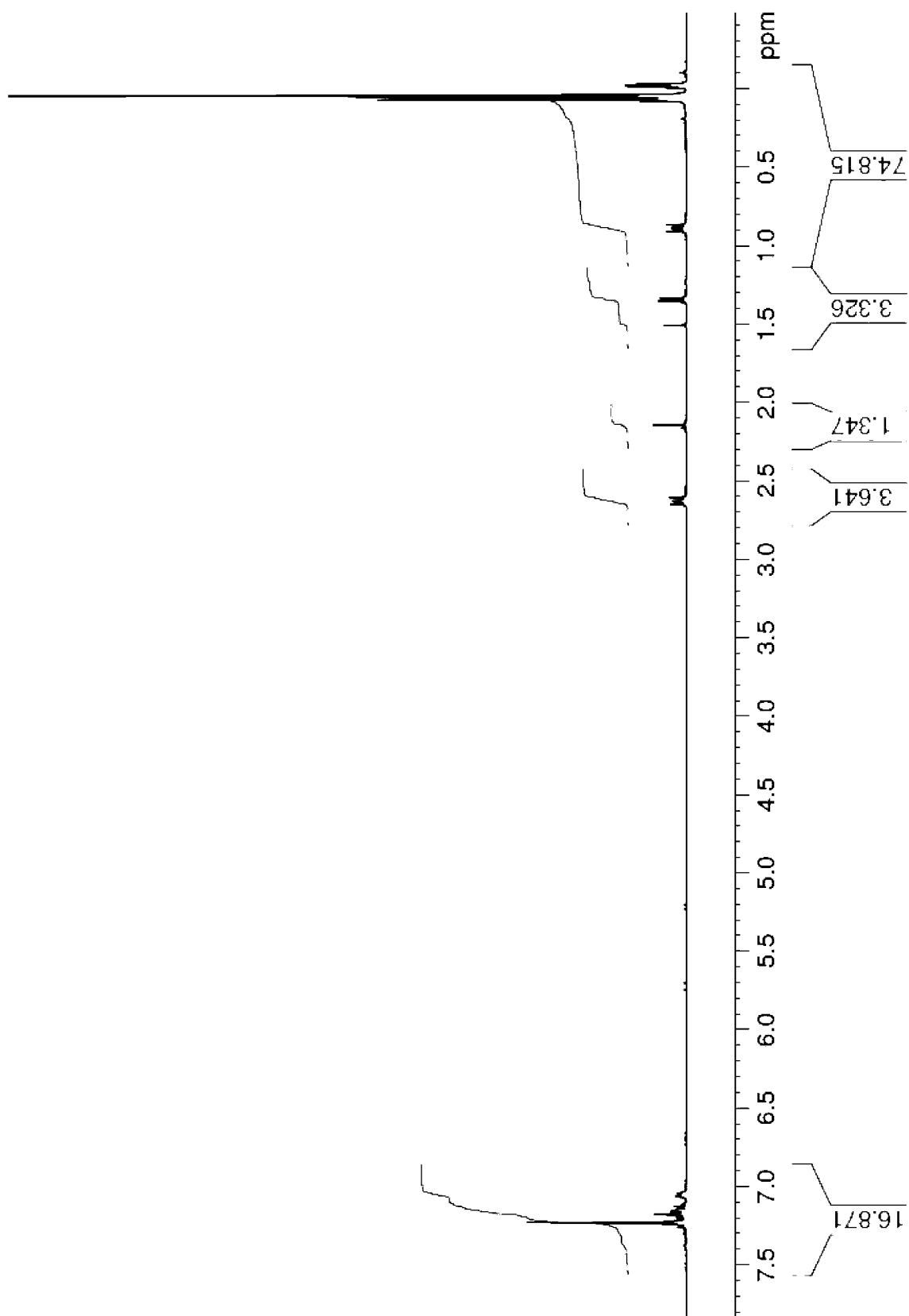


FIGURE 5

The Results

Name	R.Time	Area	% Area	Height	% Height
1	5.548	2928017	11.92	208590	21.65
2	6.238	3027998	12.32	195343	20.28
3	7.177	2701516	10.99	152830	15.87
4	8.392	2471236	10.06	117033	12.15
5	9.928	2266330	9.22	85845	8.91
6	11.878	2036142	8.29	62869	6.53
7	14.385	1842743	7.50	46101	4.79
8	17.613	1633988	6.65	32793	3.40
9	21.774	1452466	5.91	23042	2.39
10	27.149	1315371	5.35	16025	1.66
11	34.098	1131878	4.61	10836	1.12
12	43.108	1013416	4.12	7328	0.76
13	54.896	750190	3.05	4642	0.48

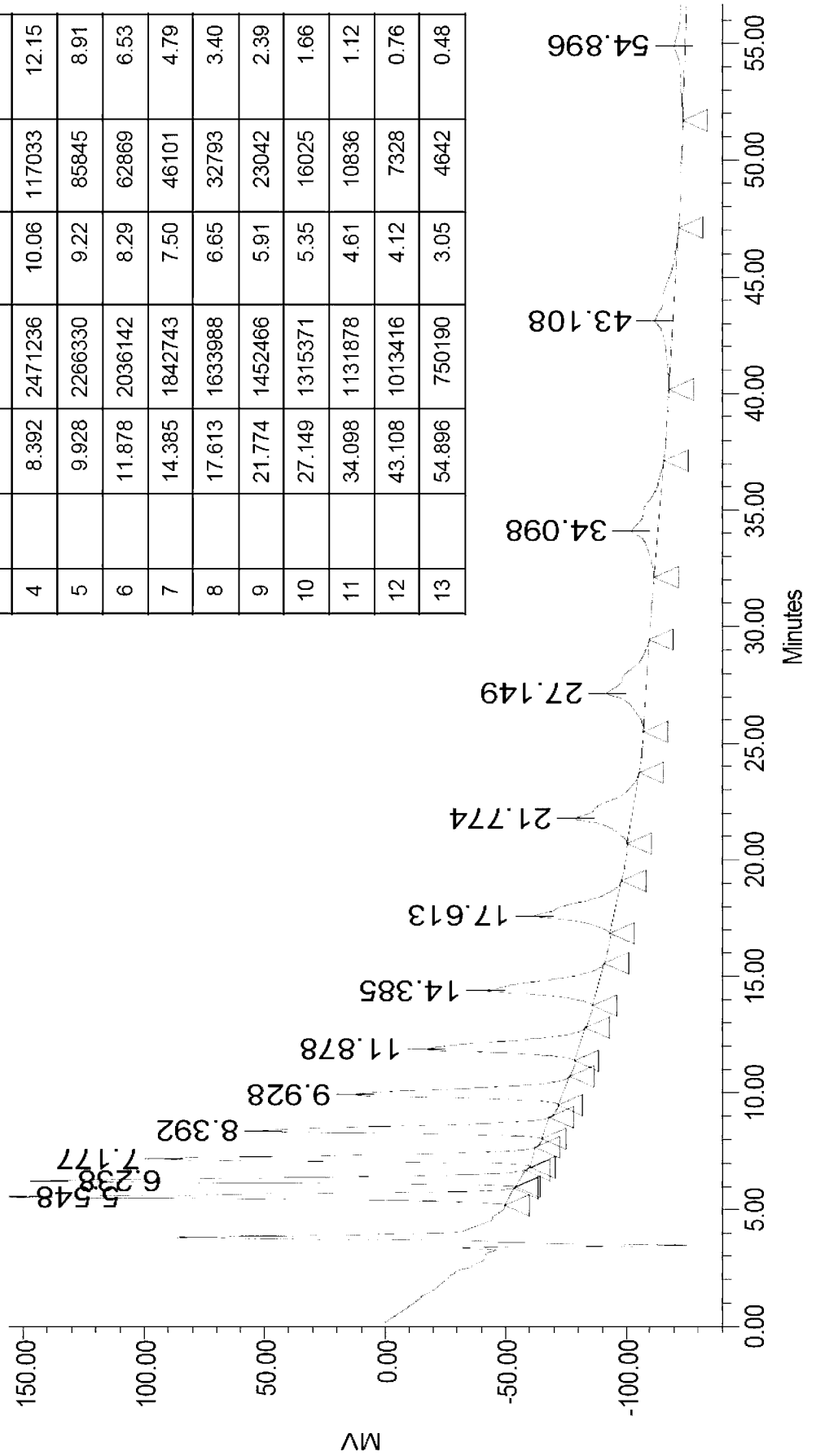


FIGURE 6

The Results

Name	R:Time	Area	% Area	Height	% Height
1	4.342	1854529	6.69	207505	12.99
2	4.501	3496913	12.61	254906	15.96
3	4.774	3072734	11.08	213109	13.34
4	5.102	2686841	9.69	173964	10.89
5	5.464	2325505	8.39	144260	9.03
6	5.867	2068747	7.46	120686	7.56
7	6.324	1837483	6.63	100202	6.27
8	6.844	1595536	5.75	82116	5.14
9	7.434	1399763	5.05	66553	4.17
10	8.104	1205759	4.35	53093	3.32
11	8.865	1028307	3.71	41582	2.60
12	9.720	864150	3.12	32238	2.02
13	10.696	719865	2.60	24798	1.55
14	11.803	618860	2.23	19377	1.21
15	13.086	548455	1.98	15336	0.96
16	14.537	485329	1.75	12156	0.76
17	16.203	407122	1.47	9238	0.58

Name	R:Time	Area	% Area	Height	% Height
18	18.112	342409	1.23	7133	0.45
19	20.303	272739	0.98	5249	0.33
20	22.783	223829	0.81	3964	0.25
21	25.695	210458	0.76	3305	0.21
22	28.920	142550	0.51	2177	0.14
23	32.705	154304	0.56	1980	0.12
24	36.919	60669	0.22	959	0.06
25	41.918	55983	0.20	736	0.05
26	47.520	50155	0.18	547	0.03

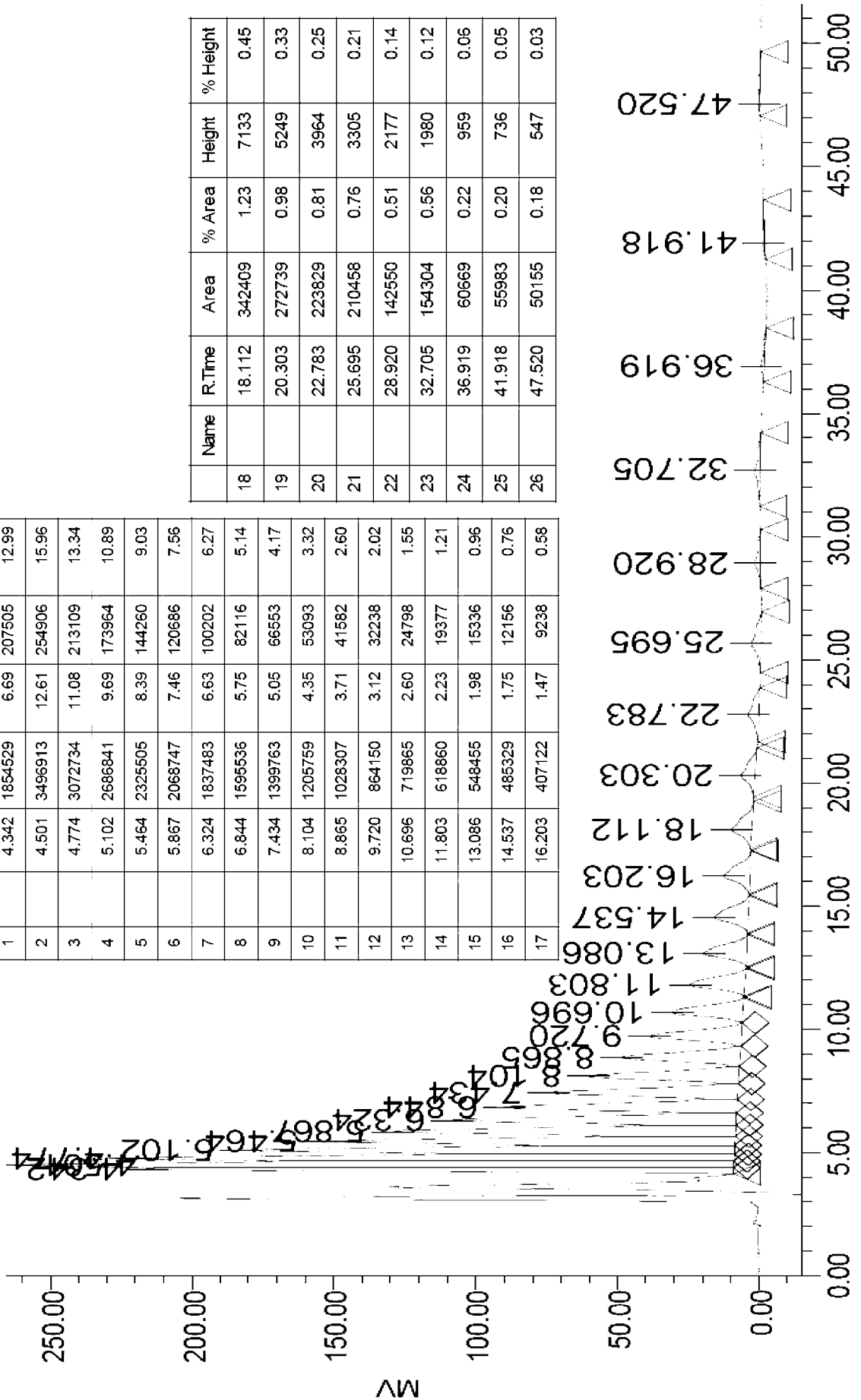


FIGURE 7

Substitute Sheet
(Rule 26) RO/AU

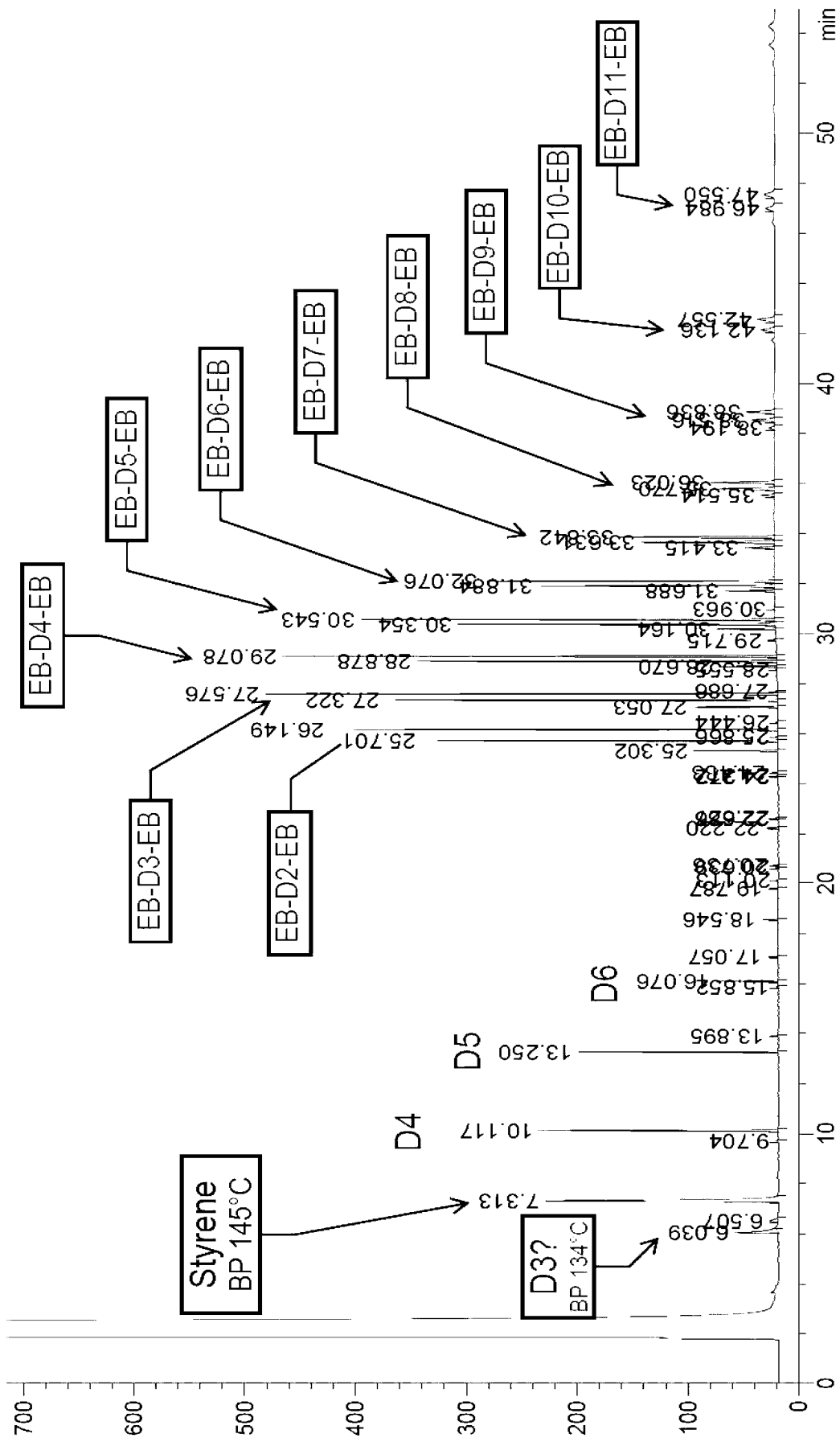


FIGURE 8

Substitute Sheet
(Rule 26) RO/AU

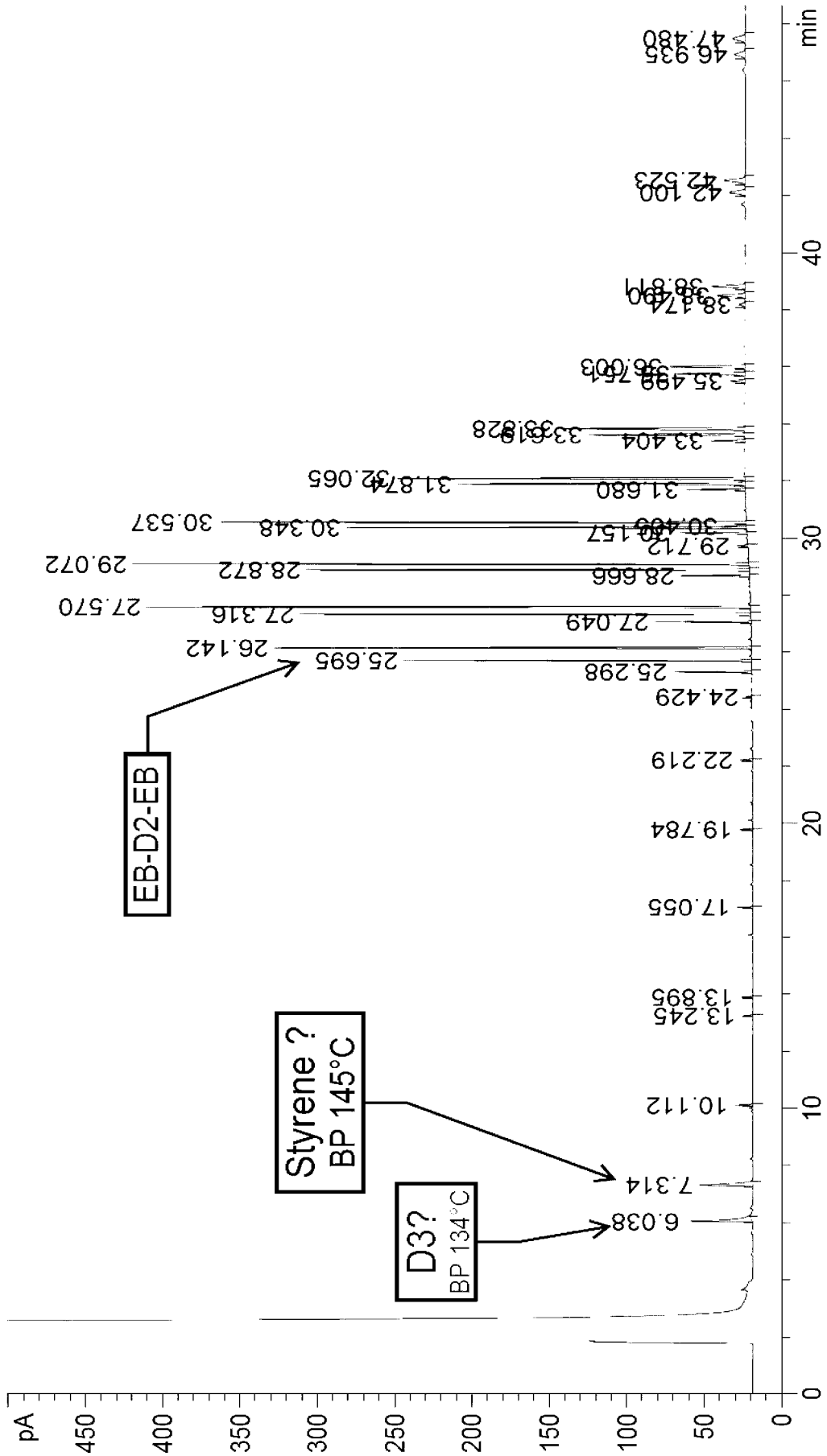


FIGURE 9

Substitute Sheet
(Rule 26) RO/AU

Q54 siloxane

