



US 20160148300A1

(19) **United States**

(12) **Patent Application Publication**

Carr et al.

(10) **Pub. No.: US 2016/0148300 A1**

(43) **Pub. Date: May 26, 2016**

(54) **SYSTEM, METHOD, AND NON-TRANSITORY COMPUTER-READABLE STORAGE MEDIA FOR ALLOWING A CUSTOMER TO PLACE ORDERS REMOTELY AND TO PICK-UP THE ORDER AT A STORE**

(52) **U.S. Cl.**
CPC *G06Q 30/0633* (2013.01); *G06Q 10/0836* (2013.01)

(57) **ABSTRACT**

(71) Applicant: **Wal-Mart Stores, Inc.**, Bentonville, AR (US)

(72) Inventors: **David Jon Carr**, Mountain View, CA (US); **Richard Mark Ramsden**, Foster City, CA (US)

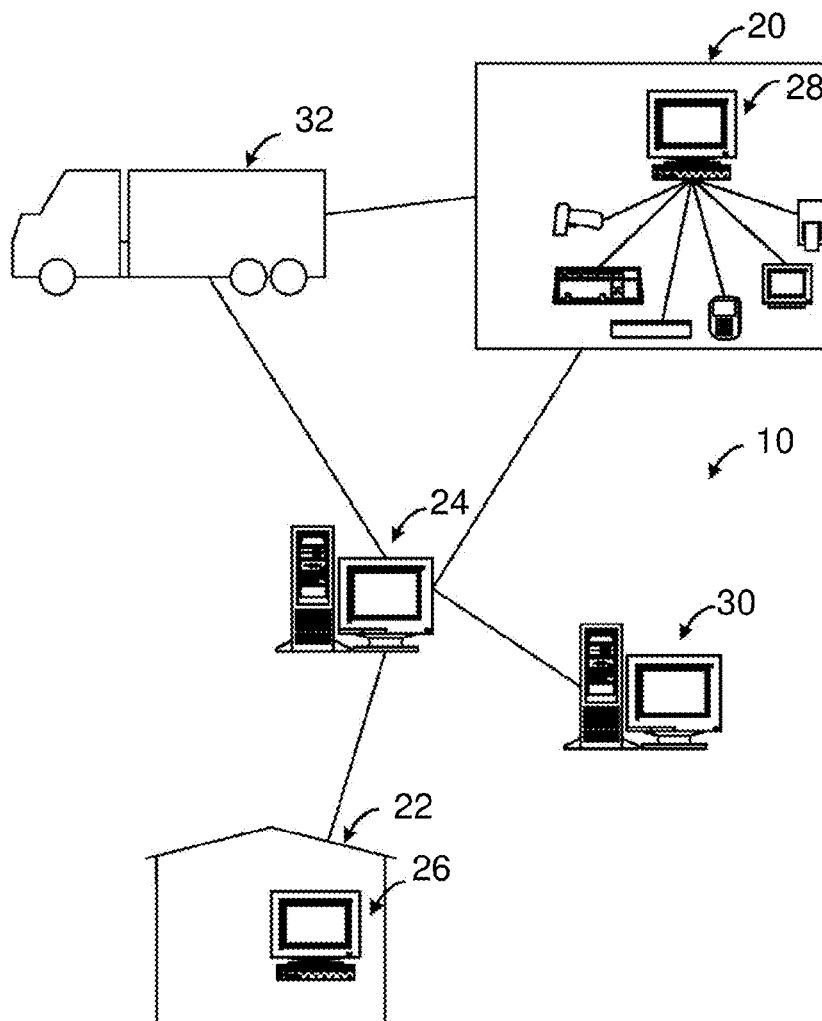
(21) Appl. No.: **14/549,266**

(22) Filed: **Nov. 20, 2014**

Publication Classification

(51) **Int. Cl.**
G06Q 30/06 (2006.01)
G06Q 10/08 (2006.01)

Techniques for allowing customer to order goods on-line or remotely and to pick-up the goods at a desired location or store are disclosed. The techniques include receiving a customer order. The location for delivery of the item with a customer order. The customer order includes at least one good and an associated customer identification number, e.g., a customer motor vehicle license plate number. The techniques further includes capturing images of the license plates of motor vehicles as the motor vehicles enter an order pick-up area located at the store, and if the associated customer motor vehicle license plate number matches one of the received motor vehicle license plate numbers from the optical character recognition unit, delivering the customer order to the motor vehicle associated with the customer.



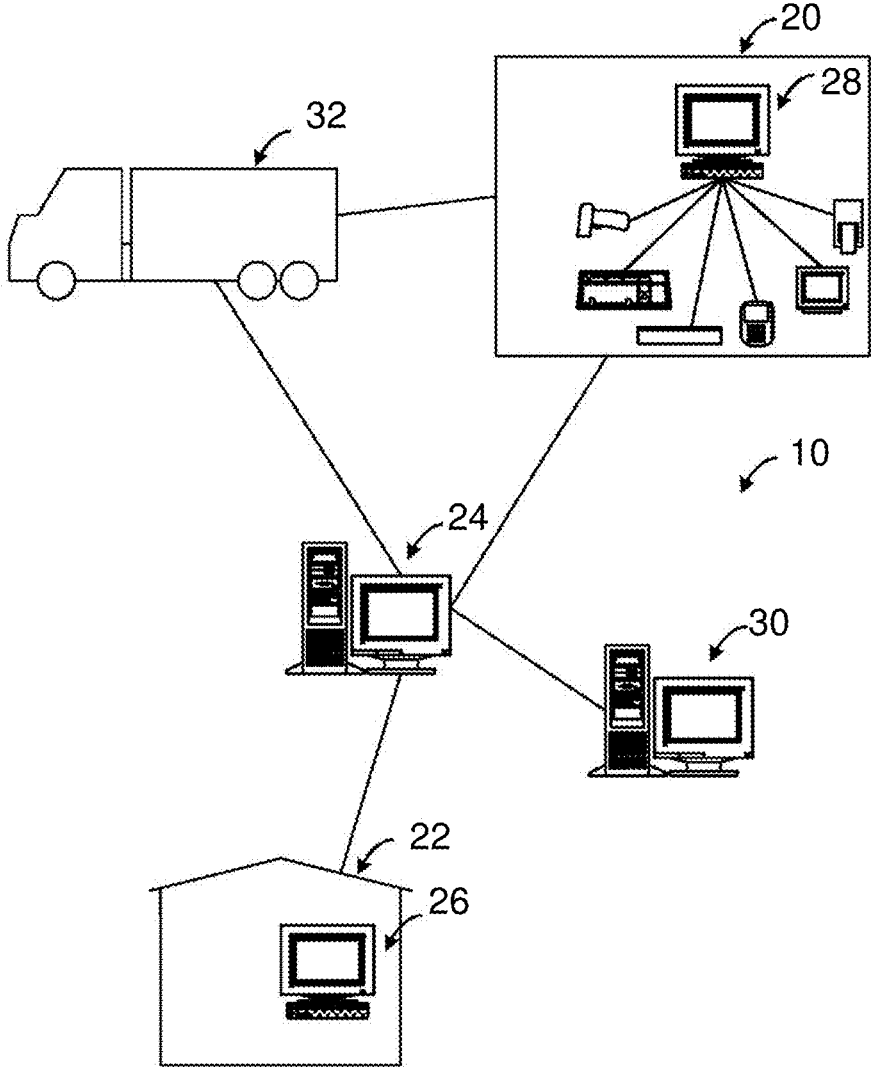


FIG. 1

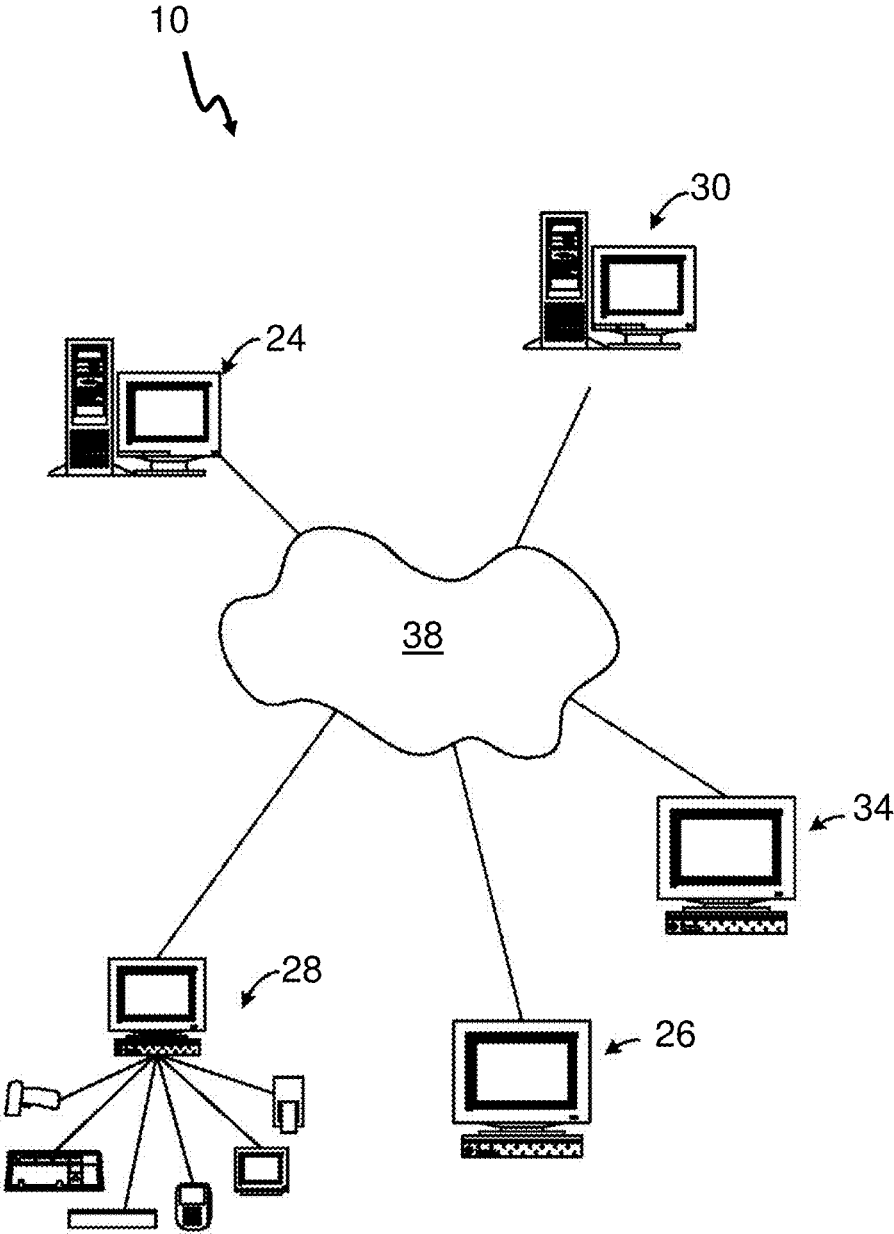


FIG. 2

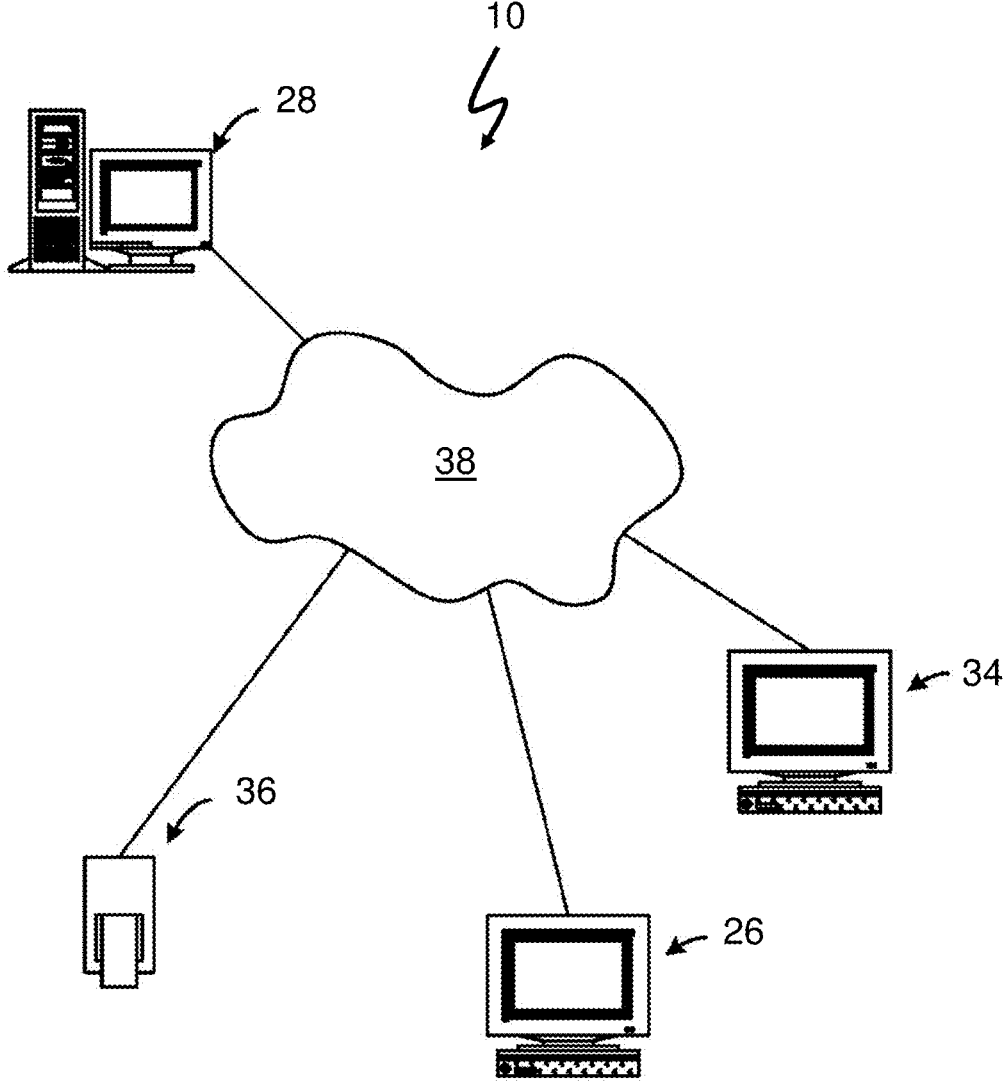


FIG. 3

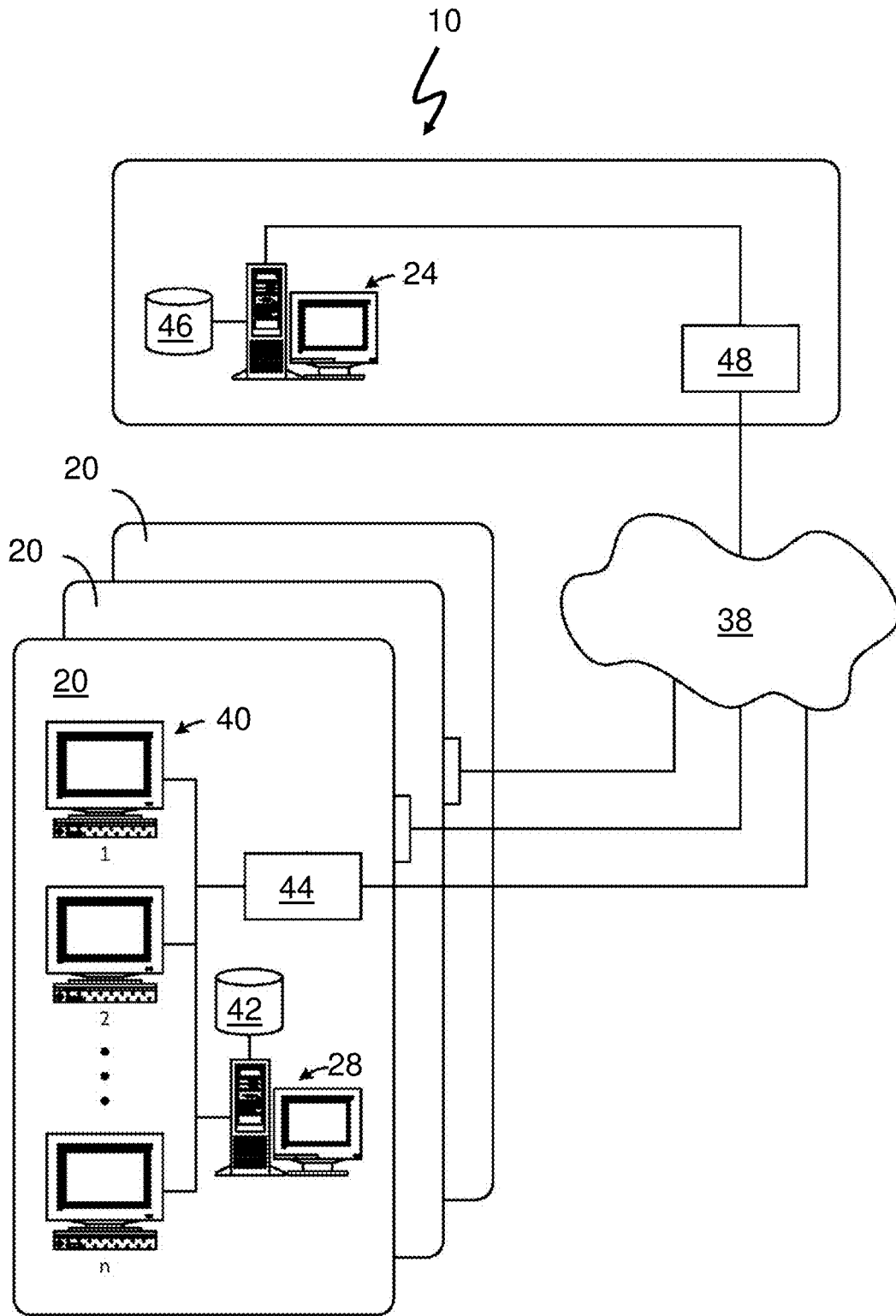


FIG. 4

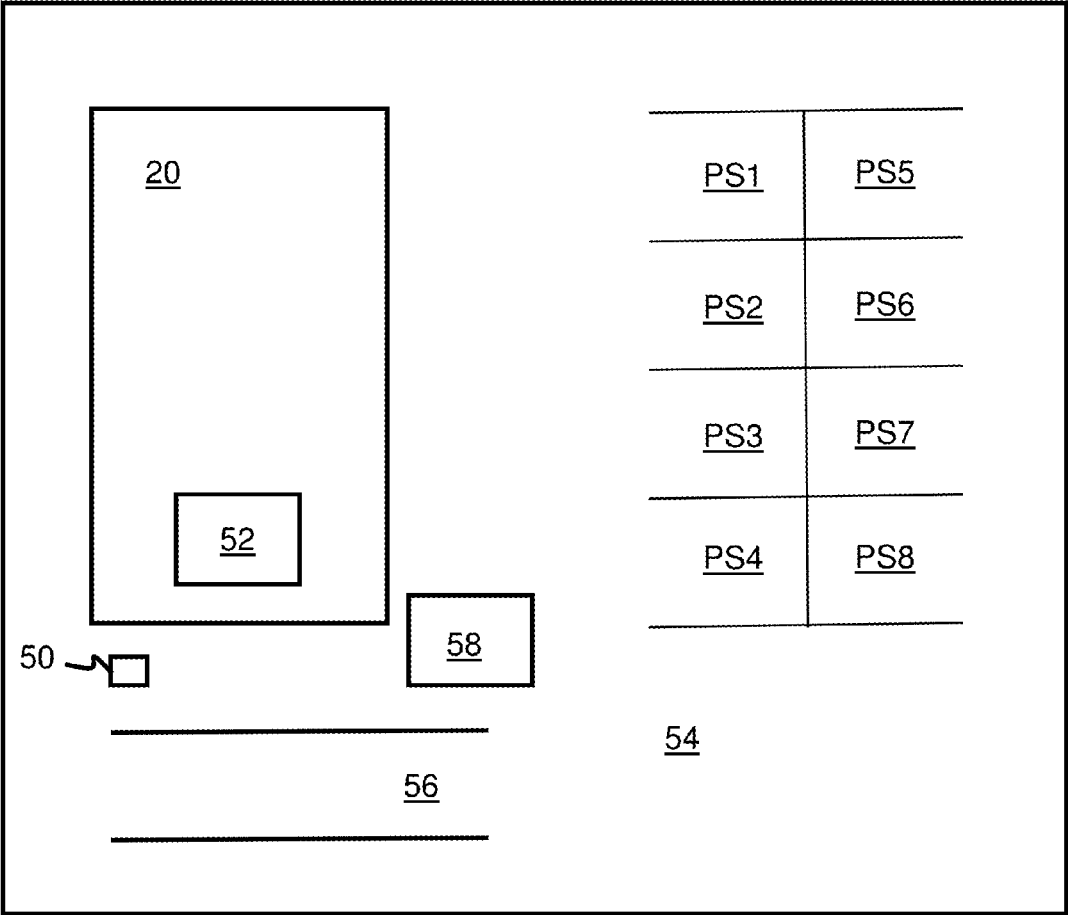


FIG. 5

60

62

DELIVERY OR PICKUP:

DELIVERY

PICKUP

< BACK CANCEL NEXT >

FIG. 6

60

64

CHOOSE STORE:

STORE #1

STORE #2

STORE #3

< BACK CANCEL NEXT >

FIG. 7

60

66

CHOOSE VEHICLE/LICENSE PLATE #:

LICENSE PLATE #1

LICENSE PLATE #2

NEW PLATE

< BACK CANCEL NEXT >

FIG. 8

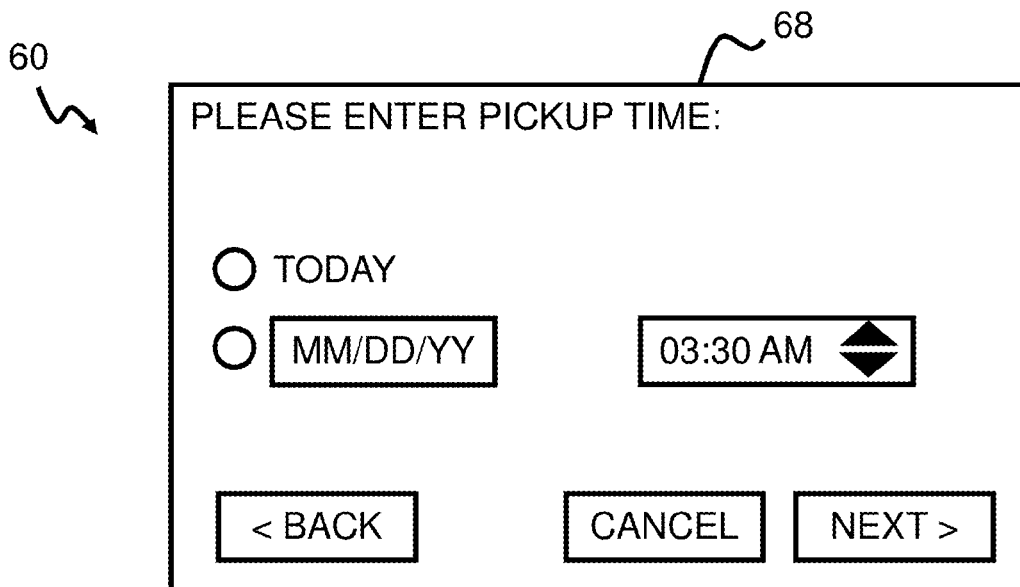


FIG. 9

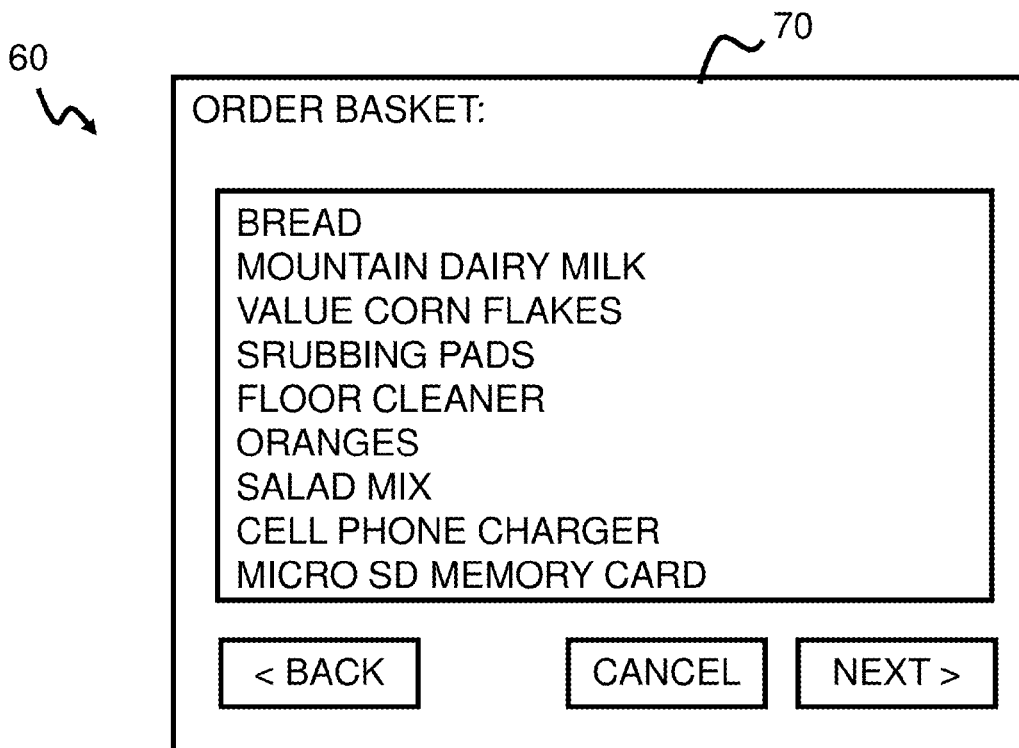


FIG. 10

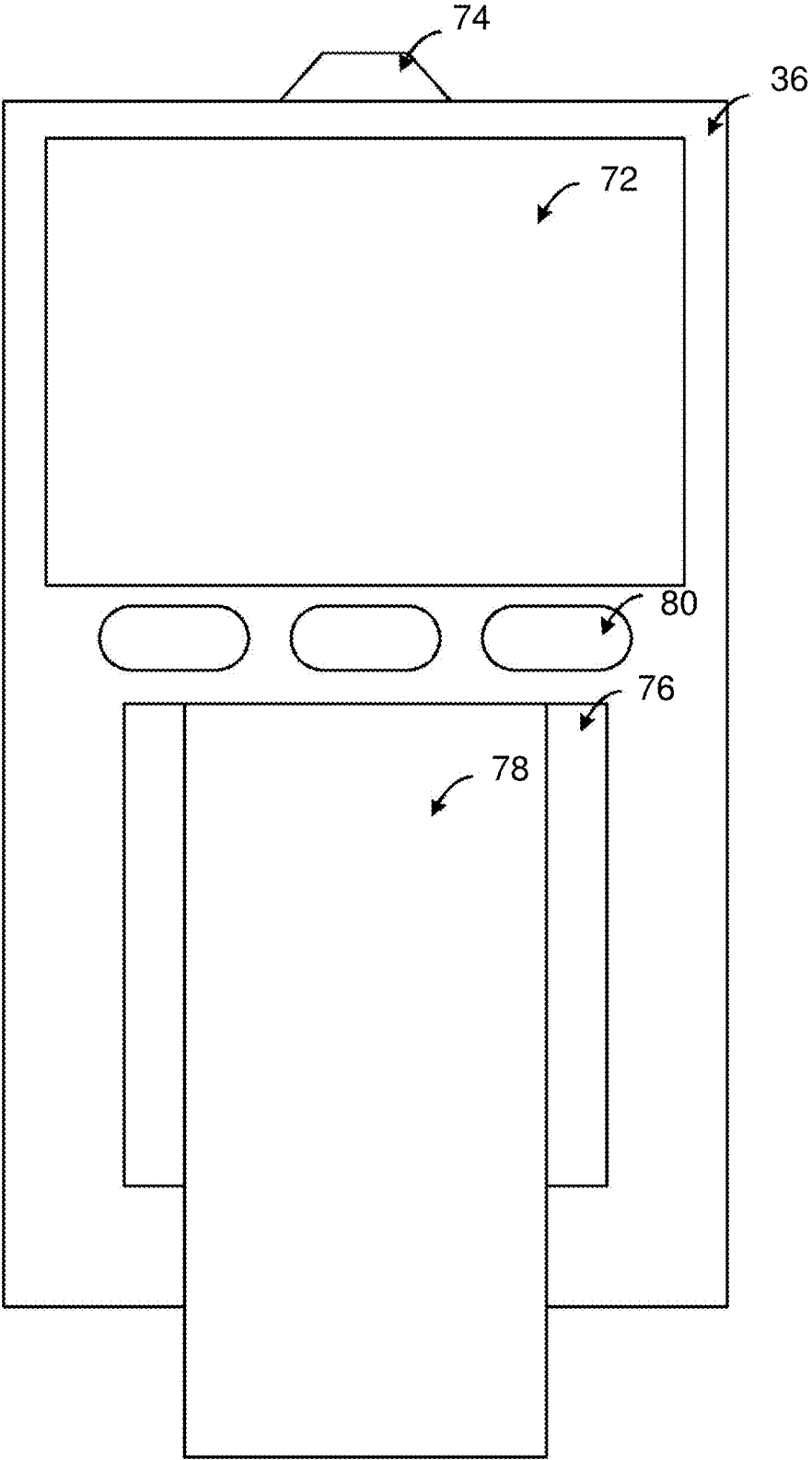


FIG. 11

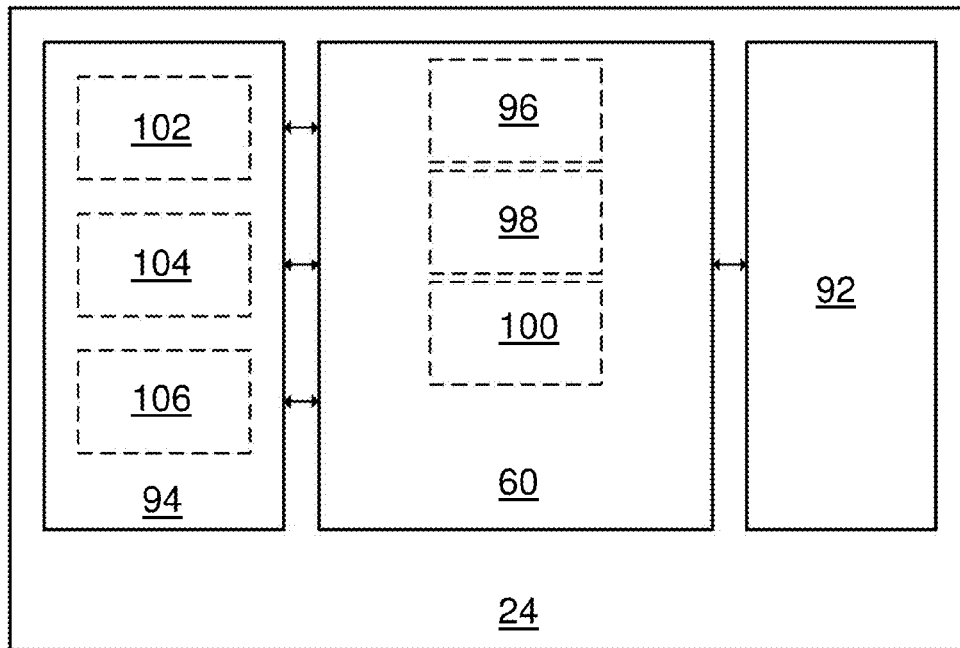


FIG. 12

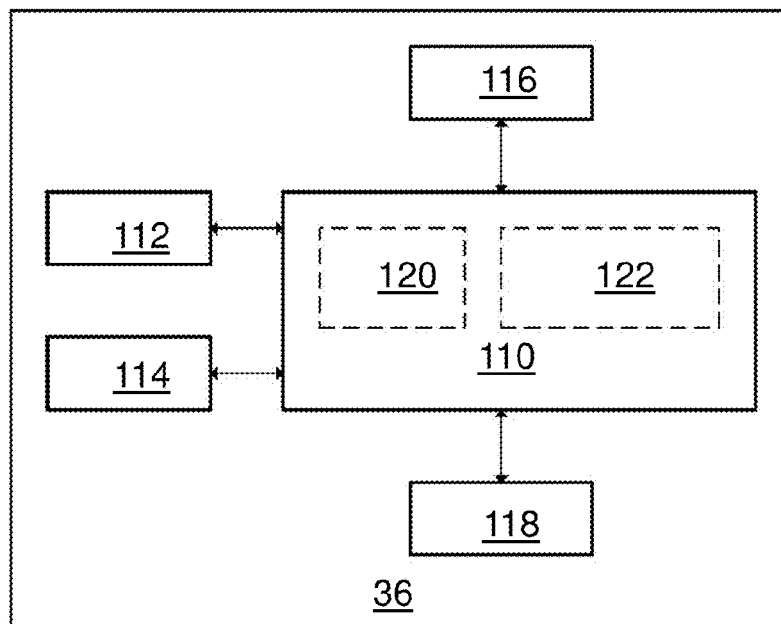


FIG. 13

**SYSTEM, METHOD, AND NON-TRANSITORY
COMPUTER-READABLE STORAGE MEDIA
FOR ALLOWING A CUSTOMER TO PLACE
ORDERS REMOTELY AND TO PICK-UP THE
ORDER AT A STORE**

FIELD OF THE DISCLOSURE

[0001] The present invention relates to the remote ordering of goods or items by a customer that are to be retrieved by the customer at a store, and more particularly, to systems, methods, and computer-readable storage media that facilitate automatic identification of or establishment of the arrival of the customer at the store.

BACKGROUND

[0002] Many customers desire to order items or goods remotely, e.g., on-line, through the Internet, or using a specially designed application or app on a mobile device, such as a tablet or cell phone. The customer may desire that the goods in the order be delivered to their home or that the goods in the order be assembled and ready for the customer to pick-up at a specific location, e.g., a particular store, typically at a specific time.

[0003] However, if the customer desires to pick-up the order at a particular store, when the customer arrives there may be other customers that have arrived before their arrival. Or the customer may have arrived at a time different than specified or requested. In order to make the process of obtaining the order (for all customers) proceed efficiently, it is desirable to be able to identify or establish that the customer has arrived, so that the final steps in assembling their order and delivering the order to the customer may be completed.

[0004] Typically, this requires one or more manual steps to be performed by the customer. For example, the store may have a keypad or other input device that the customer must access, e.g., by inputting an identification number or an order number to inform the store that they have arrived. However, this may create a bottleneck in the parking lot of the store and is generally inefficient.

[0005] The present invention is aimed at one or more of the problems identified above.

SUMMARY OF THE INVENTION

[0006] In different embodiments of the present invention, systems, methods, and computer-readable storage media allow orders to be received and assembled at a store such that the order is ready to be picked up by the customer.

[0007] In one embodiment, a system includes a first server, a second server, an optical sensor (such as a camera), and an optical character recognition unit. The first server may be configured to receive a customer order associated with a customer. The customer order includes at least one good. The order has an associated customer identification number, e.g., a customer motor vehicle license plate number. The first server stores the customer order in the database. The second server may be located at the store and is configured to receive the customer order placed by the customer and to assist in assembling the customer order for the customer. The optical sensor is located in a predetermined location within an order pick-up area associated with the store. In general, the predetermined location is established to allow the optical sensor to capture images of license plates of motor vehicles as the motor vehicles enter the order pick-up area. The optical char-

acter recognition unit receives the captured images from the optical sensor and establishes an associated motor vehicle license plate number for each captured image. The second server receives the motor vehicle license plate numbers from the optical character recognition unit and compares the motor vehicle license plate numbers with the associated customer motor vehicle license plate number. If the associated customer motor vehicle license plate number matches one of the received motor vehicle license plate numbers from the optical character recognition unit, the customer order is delivered to the motor vehicle associated with the customer.

[0008] In other embodiments, a method includes the step of receiving, at a first server, a customer order associated with a customer. The customer order includes at least one good and an associated customer identification number, e.g., a customer motor vehicle license plate number. The method includes the steps of storing, by the first server, the customer order in a database and arranging to have the customer order assembled at a store for the customer. The method further includes the steps of capturing images, using an optical sensor, of license plates of motor vehicles as the motor vehicles enter an order pick-up area located at the store and establishing an associated motor vehicle license plate number for each captured image using an optical character recognition unit. The second server compares the motor vehicle license plate numbers from the optical character recognition unit with the associated customer motor vehicle license plate number and if the associated customer motor vehicle license plate number matches one of the received motor vehicle license plate numbers from the optical character recognition unit, the customer order is delivered to the motor vehicle associated with the customer.

[0009] In still other embodiments, one or more non-transitory computer-readable storage media, having computer-executable instructions embodied thereon. When executed by at least one processor, the computer-executable instructions cause the at least one processor to receive, at a first server, a customer order associated with a customer. The customer order includes at least one good and an associated customer identification number, e.g., a customer motor vehicle license plate number. The at least one processor stores the customer order in a database and arranges to have the customer order assembled at a store for the customer. The at least one processor captures images, using an optical sensor, of license plates of motor vehicles as the motor vehicles enter an order pick-up area located at the store and establishes an associated motor vehicle license plate number for each captured image using an optical character recognition unit. The at least one processor compares the motor vehicle license plate numbers from the optical character recognition unit with the associated customer motor vehicle license plate number and if the associated customer motor vehicle license plate number matches one of the received motor vehicle license plate numbers from the optical character recognition unit, the customer order is delivered to the motor vehicle associated with the customer.

BRIEF DESCRIPTION OF THE FIGURES

[0010] Other advantages of the present disclosure will be readily appreciated, as the same becomes better understood by reference to the following detailed description when considered in connection with the accompanying drawings wherein:

[0011] Non-limiting and non-exhaustive embodiments of the present invention are described with reference to the fol-

lowing figures, wherein like reference numerals refer to like parts throughout the various views unless otherwise specified.

[0012] FIG. 1 is a schematic illustrating various aspects of a system according to the present disclosure;

[0013] FIG. 2 is a schematic illustrating a portion of the system of FIG. 1 in context of order fulfillment and delivery, according to an embodiment of the present invention;

[0014] FIG. 3 is a second schematic illustrating a portion of the system of FIG. 1 in context of order fulfillment and delivery, according to an embodiment of the present invention;

[0015] FIG. 4 is a schematic illustrating the system of FIG. 1 in a multiple store environment, according to an embodiment of the present invention;

[0016] FIG. 5 is an illustration of an exemplary screenshot from the system of FIG. 1, according to an embodiment of the present invention;

[0017] FIG. 6 is an illustration of an exemplary screenshot from the system of FIG. 1, according to an embodiment of the present invention;

[0018] FIG. 7 is an illustration of an exemplary screenshot from the system of FIG. 1, according to an embodiment of the present invention;

[0019] FIG. 8 is an illustration of an exemplary screenshot from the system of FIG. 1, according to an embodiment of the present invention;

[0020] FIG. 9 is an illustration of an exemplary screenshot from the system of FIG. 1, according to an embodiment of the present invention;

[0021] FIG. 10 is an illustration of an exemplary screenshot from the system of FIG. 1, according to an embodiment of the present invention;

[0022] FIG. 11 is a schematic of a handheld device, according to an embodiment of the present invention;

[0023] FIG. 12 is a schematic illustrating example components of a server, according to an embodiment of the present invention; and,

[0024] FIG. 13 is a schematic illustrating example components of a handheld device, according to an embodiment of the present invention;

[0025] Corresponding reference characters indicate corresponding components throughout the several views of the drawings. Skilled artisans will appreciate that elements in the figures are illustrated for simplicity and clarity and have not necessarily been drawn to scale. For example, the dimensions of some of the elements in the figures may be exaggerated relative to other elements to help to improve understanding of various embodiments of the present invention. Also, common but well-understood elements that are useful or necessary in a commercially feasible embodiment are often not depicted in order to facilitate a less obstructed view of these various embodiments of the present invention.

DETAILED DESCRIPTION

[0026] In the following description, numerous specific details are set forth in order to provide a thorough understanding of the present invention. It will be apparent, however, to one having ordinary skill in the art that the specific detail need not be employed to practice the present invention. In other instances, well-known materials or methods have not been described in detail in order to avoid obscuring the present invention.

[0027] Reference throughout this specification to “one embodiment”, “an embodiment”, “one example” or “an example” means that a particular feature, structure or characteristic described in connection with the embodiment or example is included in at least one embodiment of the present invention. Thus, appearances of the phrases “in one embodiment”, “in an embodiment”, “one example” or “an example” in various places throughout this specification are not necessarily all referring to the same embodiment or example. Furthermore, the particular features, structures or characteristics may be combined in any suitable combinations and/or sub-combinations in one or more embodiments or examples. In addition, it is appreciated that the figures provided herewith are for explanation purposes to persons ordinarily skilled in the art and that the drawings are not necessarily drawn to scale.

[0028] Embodiments in accordance with the present invention may be embodied as an apparatus, method, or computer program product. Accordingly, the present invention may take the form of an entirely hardware embodiment, an entirely software embodiment (including firmware, resident software, micro-code, etc.), or an embodiment combining software and hardware aspects that may all generally be referred to herein as a “module” or “system.” Furthermore, the present invention may take the form of a computer program product embodied in any tangible media of expression having computer-usable program code embodied in the media.

[0029] Any combination of one or more computer-usable or computer-readable media (or medium) may be utilized. For example, a computer-readable media may include one or more of a portable computer diskette, a hard disk, a random access memory (RAM) device, a read-only memory (ROM) device, an erasable programmable read-only memory (EPROM or Flash memory) device, a portable compact disc read-only memory (CDROM), an optical storage device, and a magnetic storage device. Computer program code for carrying out operations of the present invention may be written in any combination of one or more programming languages.

[0030] Embodiments may also be implemented in cloud computing environments. In this description and the following claims, “cloud computing” may be defined as a model for enabling ubiquitous, convenient, on-demand network access to a shared pool of configurable computing resources (e.g., networks, servers, storage, applications, and services) that can be rapidly provisioned via virtualization and released with minimal management effort or service provider interaction, and then scaled accordingly. A cloud model can be composed of various characteristics (e.g., on-demand self-service, broad network access, resource pooling, rapid elasticity, measured service, etc.), service models (e.g., Software as a Service (“SaaS”), Platform as a Service (“PaaS”), Infrastructure as a Service (“IaaS”), and deployment models (e.g., private cloud, community cloud, public cloud, hybrid cloud, etc.).

[0031] The flowchart and block diagrams in the flow diagrams illustrate the architecture, functionality, and operation of possible implementations of systems, methods, and computer program products according to various embodiments of the present invention. In this regard, each block in the flowchart or block diagrams may represent a module, segment, or portion of code, which comprises one or more executable instructions for implementing the specified logical function(s). It will also be noted that each block of the block diagrams and/or flowchart illustrations, and combinations of blocks in

the block diagrams and/or flowchart illustrations, may be implemented by special purpose hardware-based systems that perform the specified functions or acts, or combinations of special purpose hardware and computer instructions. These computer program instructions may also be stored in a computer-readable media that can direct a computer or other programmable data processing apparatus to function in a particular manner, such that the instructions stored in the computer-readable media produce an article of manufacture including instruction means which implement the function/act specified in the flowchart and/or block diagram block or blocks.

[0032] Several (or different) elements discussed below, and/or claimed, are described as being “coupled”, “in communication with”, or “configured to be in communication with”. This terminology is intended to be non-limiting, and where appropriate, be interpreted to include without limitation, wired and wireless communication using any one or a plurality of a suitable protocols, as well as communication methods that are constantly maintained, are made on a periodic basis, and/or made or initiated on an as needed basis.

[0033] The disclosure particularly describes how a customer may order goods on-line or remotely and arrange to pick-up the order at a specified location, such as a store. Particularly, the present disclosure describes how a system associated with a store arranges an on-line or remotely placed order to be assembled and ready for pick-up and further to an automated method that identifies when the customer has arrived at the specified location to pick-up the order.

[0034] With reference to the FIGS. and in operation, the present invention provides a system **10**, methods and computer product media that facilitate the assembly of an order for a customer that the customer may pick-up at a specified location, e.g., a store. In particular, the present invention automatically identifies (a motor vehicle) associated with the customer and arranges the final assembly of the order and/or delivery of the order to the customer’s motor vehicle.

[0035] Referring to FIG. 1, an exemplary environment in which the system **10** operates is illustrated. A customer may desire to purchase items from a facility at a specified location, such as a store **20**. The store **20** may be representative of a larger corporate environment which may provide many avenues of interface with a customer. In a modern shopping environment, a store **20** may include both one or more brick and mortar retail locations and an on-line retail location. In some situations, a customer may not desire to go to the store **20** or may not have sufficient time to go to the store.

[0036] It should be noted that the store **20** may include, or be part of, a plurality of stores **20**. The customer, as explained below, may be allowed to choose the store from the plurality of stores **20**.

[0037] Generally, the customer may desire to order items from the store **20** and have the items (or goods) delivered to a customer location **22** such as the customer’s residence, business, etc. . . . Alternatively, the customer may desire to pick-up the order from the store **20**.

[0038] The system **10**, in addition to facilitating the assembly of the order at the store, may be configured to allow or facilitate orders to be efficiently delivered to the customer location **22** and to allow orders to be delivered to the customer location **22** or to be picked up at a selected store **20**. The customer may desire and request that the order be delivered or

picked up the same day that the order is placed or a future day. Furthermore, the customer may request a delivery or pick-up time.

[0039] For clarity in discussing the various function of the system **10**, multiple computers and/or servers are discussed as performing different functions in delivering goods to a customer. These different computers (or servers) may, however, be implemented in multiple different ways such as modules within a single computer, as nodes of a computer system, etc. . . . The functions performed by the system **10** (or nodes or modules) may be centralized or distributed in any suitable manner across the system **10** and its components, regardless of the location of specific hardware. Furthermore, specific components of the system **10** may be referenced using functional terminology in their names. The function terminology is used solely for purposes of naming convention and to distinguish one element from another in the following discussion. Unless otherwise specified, the name of an element conveys no specific functionality to the element or component.

[0040] The computer system **10** may include or have an associated first server **24**. The first server **24** may host a store webpage which allows a customer to, via a customer device **26**, interact with the store **20** and first server **24** to place an order for one or more items or goods from the store **20**. Alternatively, the first server **24** may communicate and interact directly with the customer device **26** via appropriate software applications or apps running on the first server **24** and the customer device **26**.

[0041] The first server **24** may include a database of items which are for sale within the store **20** with information relevant to these items. The first server **24** may include software to allow delivery of items to a customer or to facilitate pick-up of the items from the store **20** by the customer. Particularly, the first server **24** may provide an internet webpage to allow a customer to select items, select or enter delivery or pick-up information, and purchase the items in a virtual shopping environment. The first server **24** may communicate with other computers, servers, or components of the system **10** to deliver the items to the customer or to arrange for pick-up of the items (see below).

[0042] The system **10** may also include a second server **28**. The second server **28** may interact with the store **20** and assist the store employees in picking items for orders and assembling the order.

[0043] The system **10** may also include a third server **30**. The third server **30** may manage delivery routes for a delivery service **32** which delivers goods to a customer. The third server **30** may determine when, during a day, there is sufficient time to deliver an order to the customer and may provide information to the first server **24** to allow the store server to provide customized information to the customer during the ordering process to allow the customer to select a desired delivery window which may be fulfilled by the store **20** and delivery service **32**.

[0044] A customer purchasing items from the store **20** for delivery to a customer location **22** or pick-up at a store **20** will typically view an internet webpage or access an application or app corresponding to the store. The customer may have an account with the store and may sign into the system **10**. A customer account may include information about the customer such as name, address, past purchase history, etc. The webpage or app may display to the customer items at the store **20** which are available for pick-up or delivery. Not all items

may be available for pick-up (at a specific or selected store) or for delivery. The customer may select items or goods for purchase. In signing into an account or entering information for a purchase, the first server **24** may receive (from the customer) customer information which facilitates delivery of goods to the customer. Particularly, the first server **24** may receive the address of the customer location **22** where purchased items are to be delivered. Alternatively, the first server **24** may receive a customer selection of a store **20** at which the customer desires to pick-up the order as well as a customer motor vehicle license plate number.

[0045] The first server **24** may provide customer information, such as the address of the customer location **22**, to the third server **30**. The third server **30** may use the customer information to determine time periods during the day when a delivery service **32** may deliver the items to the customer. The third server **30** may manage multiple delivery trucks/routes throughout the day for the delivery service **32** and may determine how much time a delivery truck has available and how much time is required to deliver the items to the customer location **22**. The third server **30** may determine when during the day a delivery truck (or other delivery service) may deliver the items to the customer. The third server **30** may provide information regarding when the delivery service **32** is able to deliver items to the customer location **22** to the first server **24**. One embodiment of the system **10** and the delivery of the orders to the customer location **22** using the delivery service **32** is described within commonly owned U.S. Patent Application Publication No. 2014/0095350, published Apr. 3, 2014, which is hereby incorporated by reference.

[0046] The first server **24** may then transmit information regarding the order to the store **20**, and in particular to the second server **28**. The second server **28** may be coupled to, or in communication with, a computer system as well as one or more assembler devices to assist store employees in preparing customer orders for delivery. The assembler devices, which may be handheld devices (see below), may provide information to a store employee or assembler, may allow a store employee to scan items, and may allow the assembler(s) to print a sticker for those items. The store employee may collect items throughout the store **20** and arrange for those items to be assembled and ready for delivery to one or more customer locations or for pick-up at the store **20**.

[0047] In one aspect of the invention, the assembler is an employee, i.e., a person, or employees, who utilize the handheld device(s) to assemble the customer order. In another aspect of the present invention, the assembler may be, at least in part, an automatic inventor retrieval system, or AIRS, that automatically retrieves the items from the facility. The AIRS may include one or more robots under control of a suitable controller that is able to read the items in the customer order, retrieve the items from the facility, and place the items in a designated location, such as in a designated bin, in order to facilitate assembly of the customer order. The specific nature, including number and type, of robots required will be dependent upon the layout of the facility, the manner in which the items or goods are stored, and the nature of the items or goods. In some embodiments, of the present invention the assembler devices may be integrated with the AIRS. For purposes of the discussion below, the terms “assembler”, “assembler device” or “handheld device” include (1) an employee/person who utilizes an assembler or handheld device and/or (2) an automated inventory retrieval system (AIRS) with an integrated assembler device.

[0048] Referring to FIG. 2, in selected embodiments, the software, hardware, and associated components of the system **10** may be programmed and configured to implement one or more embodiments described herein. A customer may communicate with the first server **24** via the customer device **26** and a communications connection or network **38** to select items for purchase. The first server **24** may also communicate with a third server **30**, delivery service **32**, and second server **28** via a communications connection **42**. The communications connection **42** may be any suitable connection, including the Internet, file transfer protocol (FTP), an Intranet, LAN, a virtual private network (VPN), cellular networks, etc. . . . , and may utilize any suitable or combination of technologies including, but not limited to wired and wireless connections, always on connections, connections made periodically, and connections made as needed.

[0049] The customer device **26** may include any suitable device, including, but not limited to, a desktop computer, a laptop or notebook computer, a tablet, a handheld mobile device including a cellular telephone, and the like.

[0050] Referring to FIG. 3, in selected embodiments, the hardware, software, or hardware and software of first server **24**, the second server **28**, and the third server **30** may be configured to receive and utilize item information as described herein, performing functions associated with the first server **24** and second server **28**. The second server **28** may communicate with the customer device **26**, a delivery service computer **34**, and a store handheld device **36** via a communications connection or network **38**. In this manner, the various aspects of the system may be exemplified as software, modules, nodes, etc. of a store computer or second server **28**.

[0051] Referring to FIG. 4, in selected embodiments, the system **10** may operate substantially independently, as a stand-alone unit. Alternately, a store system **10** may operate as a larger system. For example, multiple stores **20** may operate at different locations (e.g., different brick-and-mortar stores, facilities, and/or warehouses). In such embodiments, each local system may have a second server **28** as well as other computers or handheld devices **40**, database and data storage devices **42**, and networking devices **44** as necessary. Each local system may be connected to the first server **24** via a network or internet connection **38**. The first server **24** may be associated with database and data storage devices **46** and a network device **48** as necessary.

[0052] As discussed above, the customer may desire to pick-up the order at a selected store **20**. The system **10** may be configured to establish that the customer has arrived at the selected store **20** and arrange for the final assembly of the customer's order and for it to be delivered to the customer's motor vehicle, e.g., automobile, without the customer having to manually “announce” that the customer has arrived at the store **20**.

[0053] With specific reference to FIG. 5, in one embodiment, the system **10** may further include an optical sensor **50** and an optical character recognition unit **52**. The database **46** associated with the first server **24** may contain, or have stored thereon, information related to the orders made by customers. When a customer completes an order, the order information pertaining to that order may be sent to the second server **28** which may be located at the selected store **20** or the store **20** that is fulfilling the order. The order information may then be stored in a database **42** associated with the second server **28**. The customer order will include at least one good, and as discussed more fully below, may include a customer identi-

fication number. In one embodiment, the customer identification number may be embodied in an item associated with the customer that may be identified using suitable means located at the store 20. For instance, in one embodiment, the customer identification number may be the license plate number of the customer's motor vehicle. As discussed more fully below, the second server 28 is configured to receive the customer order placed by the customer and to assist in assembling the customer order for the customer.

[0054] In one embodiment, the optical sensor 50 is located at a predetermined location within an order pick-up area 54 associated with the store 20. In general, the predetermined location is established to allow the optical sensor 50 to capture images of the license plates of motor vehicles as the motor vehicles enter the order pick-up area 54. For instance as shown in FIG. 5, in one embodiment the order pick-up area 54 may include a designated driving lane 56 through which the customer drives their motor vehicle upon arriving at the store 20. The optical sensor 50 is located (and aimed) in the general direction of the motor vehicles as the vehicles enter the designated driving lane 56. The optical sensor 50 may be located within a housing (not shown) that includes a visual indicator that informs the customer when a suitable image has been captured. The optical sensor 50 may include any suitable image sensor or camera capable of capturing an image of the license plates (based on the arrangement of the order pick-up area 54).

[0055] It should be noted that the other types of sensors may be used in combination with other types of detectable items. For instance, a sensor may be used to detect an item that is particularly associated with (and identifiable with) the customer, such as an RFID chip or other item that may be readily identifiable and associated with a customer.

[0056] The optical character recognition unit 52 coupled between the second server 28 and the optical sensor 50. The optical character recognition unit 52 may be configured to receive the captured images from the optical sensor 50, to establish an associated motor vehicle license plate number for each captured image (using, for example, optical character recognition software), and to send the associated motor vehicle license plate numbers to the second server 28. The second server 28 may be further configured to receive the motor vehicle license plate numbers from the optical character recognition unit 52 and to compare the motor vehicle license plate numbers from the optical character recognition unit 52 with the associated customer motor vehicle license plate number.

[0057] The optical character recognition unit 52 may be implemented by the second server 28, by a separate computer or computer system located at the store 20, the first server 24, or any other suitable device within the system 10 (see FIG. 2).

[0058] If the associated customer motor vehicle license plate number matches one of the received motor vehicle license plate numbers from the optical character recognition unit 52, the second server 28 arranges for the customer order to be delivered to the motor vehicle associated with the customer.

[0059] As discussed more fully below, one or more employees or assemblers may utilize the handheld device(s) 36 to assist in assembling the order. In general, the items or goods within the order may be placed in one or more bins. The order may be pre-assembled prior to the expected or requested pick-up time. In one embodiment, certain items,

such as perishable goods, are not assembled until the scheduled pick-up time or until it is established that the customer has arrived.

[0060] In one embodiment, the bins are loaded onto a conveyor belt (not shown) once arrival of the customer has been established. The customer is then directed to drive towards a pick-up area and the order may be transferred from the bin(s) to the customer's motor vehicle. Information and instructions may be displayed to customers using display 58 positioned relative to the designated driving lane 56.

[0061] In one embodiment of the present invention, the store 20 may include a designated area or parking area 58 containing specific parking spaces within the order pick-up area 56. As shown in FIG. 5, in the illustrated embodiment and only for purposes of discussion, the designated area 58 contains 8 parking spaces (PS1-PS8). In one embodiment, the second server 28 maintains a list of the parking spots including whether each parking spot is occupied or empty. Once the arrival of a customer has been established, the customer is directed, via, for example, an appropriate message displayed on the display 58. For example, the message could state: "Customer ID, Please park in Parking Spot 5". The Customer ID may be, e.g., the customer's name, an ID number, and/or the motor vehicle license plate number. The second server 28 may mark the space to which the customer is directed as being occupied and once a delivery has been loaded into the customer's motor vehicle (and the customer has left), the second server 28 may mark the parking spot as being available.

[0062] The system 10, as more fully described below, may be further configured to allow the customer to place the customer order through the customer device 26 coupled to the first server 24. The customer device 26 may be a desktop, laptop, or notebook computer, a tablet, mobile device, cellular phone, or any device capable of running an application or app or an Internet browser, or any similar device. The term "coupled" means any suitable communications link, including but not limited to the Internet, a LAN, a cellular network, or any suitable communications link. The communications link may include one or more of a wired and wireless connection and may be always connected, connected on a periodic basis, and/or connected on an as needed basis.

[0063] In one aspect of the present invention, the store 20 at which customer pick-up is scheduled is selectable from a set of stores 20. Information related to the set of stores may be saved in the database 46. The set of stores 20 available to a particular customer may be set or determined by the customer, determined by the customer's location, and/or customer preferences. In one embodiment, the first server 24 is configured to present to the customer a list of the stores 20 and to allow the customer to select a desired store from the list of stores 20.

[0064] In another aspect of the present invention, some of the stores available to the customer may be equipped with an optical sensor 50 and an optical character recognition unit 52. In one embodiment, the list of stores 20 may be determined or established as a function of customer preferences, e.g., the customer may specify that only stores that have an optical sensor 50 and an optical character recognition unit 52 are to be included.

[0065] In another embodiment, if the store 20 selected by the customer includes an optical sensor 50 and an optical character recognition unit 52, the first server 24 may prompt the customer to enter the license plate number of the motor vehicle that will be used in the pick-up process. Alternatively,

if the database 46 has a license plate number or numbers associated with the customer stored therein, the first server 24 may request that the customer confirm the license plate number, pick a license plate number from a list, and/or enter a new license plate number.

[0066] In another aspect of the invention, a method to facilitate the assembly and pick-up by the customer of the order is provided. In a first step, the customer order is received at the first server 24. In one embodiment, the first server 24 receives the order from an external system (not shown). Alternatively, the first server 24 may allow the user to place the order either from a website associated with the store 20 or via specialized software running on the customer device 26 (see above). The customer order is associated with a customer and includes at least one good. The customer order further has an associated customer identification number such as an associated customer motor vehicle license plate number. The associated customer motor vehicle license plate number is associated with a motor vehicle associated with the customer. The customer order is stored, by the first server 24, in the database 46. The system 10 may be configured to facilitate or arrange to have the customer order assembled at the store for the customer.

[0067] In one embodiment, the first server 24 provides the customer order to the second server 28 that may be located at the store 20. In general, the second server 28 provides a list of the goods in the order, as well as the selected pick-up time to one or more employees of the store 20 (assemblers). The assemblers gather the goods and place the goods in a bin or bins such that the order can be provided to or adjacent to the customer's motor vehicle. As described in more depth below, each assembly may be equipped with a handheld device 36 that provides the assembler access to the list and allows the assembler to check off goods from the list as the goods are assembled and placed in a bin. In one embodiment, each handheld device 36 includes a universal product code (UPC) scanner. Using the UPC scanner on the handheld device 36, the assemblers scan the UPC code of the item as the item is placed in the bin.

[0068] In a next step of the method, images of license plates of motor vehicles as the motor vehicles enter an order pick-up area located at the store 20 are captured using the optical sensor 50. The captured images are sent to and received at, the optical character recognition unit 52 coupled between the second server 28 and the optical sensor 50. The optical character recognition unit 52 establishes an associated motor vehicle license plate number for each captured image. The motor vehicle license plate numbers from the optical character recognition unit are compared with the associated customer motor vehicle license plate number. If the associated customer motor vehicle license plate number (of the customer order) matches one of the received motor vehicle license plate numbers from the optical character recognition unit, the system 10 arranges the customer order to be delivered to the motor vehicle associated with the customer. For example as discussed, the system 10 may direct the customer to park their motor vehicle to an unoccupied parking spot PS1-PS8 and then when the order is fully assembled direct an employee of the store 20, via a handheld device 36 for example, to deliver the bin(s) containing the order to the assigned parking spot PS1-PS8.

[0069] Referring to FIGS. 5-10, a customer may use a store website or specially designed application or app 60 to order various items for delivery to a customer location 22 or pick-up

at a specified store 20. In an on-line store environment, the customer may browse through available items and may select items for purchase. The first server 24 may receive customer information. A customer may create an account or logon to an existing account with the first server 24, or may enter this information while making a purchase. The first server 24 transmits customer information 78 and the customer order to the second server 28. FIGS. 5-10 illustrate samples of portions, screen shots, or dialogs provided solely for the purpose of explanation.

[0070] With specific reference to FIG. 6, a first exemplary screenshot or dialog box 62, may be displayed after the customer has created a new account or logged onto an existing account. The first dialog 62 allows the customer to designate if the current order is for delivery or pick-up.

[0071] If the customer designates that the current customer order will be for pick-up, a second exemplary dialog box 62 allows the customer to pick a store 20 from a set of stores 20. If the system 10 has only one associated store 20 than this dialog box 62 is not displayed. As discussed above, the list of stores 20 may contain stores established as a function of the customer's location and/or stored preferences. The illustrated list contains three stores 20. It should be noted that the present invention is not listed to any specific number of stores 20.

[0072] As discussed above, each store 20 in the list may or may not have an optical sensor 50. In one embodiment, the list may contain a visual indicator (such as an appropriate icon next to the name of the store 20) that provides an indicator to the customer if the store 20 includes an optical sensor 50.

[0073] If the customer selects a store 20 having an optical sensor 50, a third dialog box 60 may be displayed (as shown in FIG. 8). In the third dialog box 60, the customer may choose from previously stored license plate numbers or enter a new license plate number.

[0074] In a fourth dialog box 68, an example of which is shown in FIG. 9, the customer may enter a desired pick-up date and time.

[0075] FIG. 10 illustrates an exemplary fifth dialog box 70 which shows the customer's virtual order basket. Once the customer has added all desired items to the order basket and submitted the order, the first server 24 stores the customer order in the database 46 and transmits the customer order to the second server 28 located at the selected store 20.

[0076] As discussed above, once the first server 24 receives the customer order (from an external system or directly from the customer), the first server 24 may transmit the customer to the second server 28. The second server 28 may be located at the selected store 20. As discussed below, one or more handheld devices 36 may be used by the assemblers to assemble the order for delivery or pick-up. For each order, the first server 24 may transmit an order identification such as a customer name, order number, customer identification number and/or license plate number, etc. . . . along with a list of items from the store 20 which pertain to that order. The second server 28 may assist store employees in collecting items for each order.

[0077] In one example, the second server 28 may be associated with a particular store 20. A store 20 may include the second server 28 and one or more handheld devices 36. The second server 28 may receive order information corresponding from the first server 24. The second server 28 may streamline the collection of items from the store 20. The second server 28 may include a layout of the store 20 which indicates which types of items are found on the various aisles in the

store 20. The second server 28 may store information regarding where different commodity groups or product types are located throughout the store 20. The second server 28 may store a product picking route which directs a store employee through the store 20 in a predetermined manner.

[0078] The second server 28 may receive a customer order and arrange the items on the customer order so that the items are encountered sequentially in the store 20 as a store employee follows a predetermined picking route through the store 20. The second server 28 may receive a number of customer orders and may combine items from all of the orders into a single pick list, allowing a store employee to follow a pick route a single time through the store 20 to collect all items for all of the orders. The second server 28 may divide the items into a few different groups. For example, the second server 28 may divide the order items into a group of frozen items, a group of refrigerated items, and a group of non-cooled items. The second server 28 may allow multiple store employees to work separately to pick items for the orders while still working in a coordinated manner and moving throughout the store 20 efficiently.

[0079] Referring to FIG. 11, a store employee or assembler may use a handheld device 36 while collecting items for the customer orders. The handheld device 36 may perform several functions. The handheld device 36 may communicate with the second server 28 to receive a list of items which need to be collected from the store 20 to fulfill the orders. The handheld device 36 may include a display 72. The display 72 may present a list of items to the store employee in the order that the employee will encounter the items while following a picking route through the store 20. The display 72 may also present the picking route to the employee; indicating how the employee should progress through the store 20 while collecting items for the customer order(s).

[0080] The second server 28 may store item information for all store items which are available for purchase. For example, the second server 28 may store a product identification code for each available store item, the UPC code for each item, item location on the store shelves, and other information as necessary. When a store employee collects an item for the customer orders, the employee may use a scanner 74 on the handheld device 36 to scan the item UPC code. The handheld device 36 may determine if the item is necessary for the customer orders and may indicate whether or not the item is correct to the employee. If correct, the employee may be directed to place the item in a particular collection receptacle or bin for the respective customer order. The handheld device 36 may use a printer 76 to print a sticker label 78 for the item. The sticker label 78 may include a code, barcode, or other machine readable code to identify a particular customer order to which the item pertains. The label 78 may be affixed to the item as the employee collects the item. If desired, the employee may carry multiple boxes, containers, or bins corresponding to the various customer orders and may sort items into the appropriate order receptacle as the items are collected throughout the store 20. It is, however, appreciated that there may often be a sufficient number of customer orders to make it impractical to carry sufficient order receptacles through the store 20. The employee may place items into a single receptacle and bring items to a back area of the store 20 for sorting into different customer orders.

[0081] The handheld device 36 may include buttons 80 and other input/output or customer interface devices as permit the store employee to perform the designated functions. The

handheld device 36 may also include a communications device to permit the handheld device 36 to communicate with the second server 26, such as by communicating over a store wireless network.

[0082] Typically, customer orders are finalized and presented via second server 28 after being finalized. The second server 28 may allow store employees to see customer orders which have not been verified. This may allow store employees to monitor large orders or orders in a period of high demand and, if desired, start to collect items for these orders before the desired pick-up time or scheduled delivery time is finalized to be able to meet the demand.

[0083] As referenced above, the first server 24 may be configured to perform one or more functions associated with receiving an order from a customer, managing the delivery or pick-up of the customer orders, and streamlining the collection of items for customer orders. FIG. 12 illustrates an example of the first server 24 configured to perform one or more of the requested functions. In the illustrated embodiment, the first server 24 may include a processing device 90, a communication device 92, and a memory device 94.

[0084] The processing device 90 can include memory, e.g., read only memory (ROM) and random access memory (RAM), storing processor-executable instructions and one or more processors that execute the processor-executable instructions. In embodiments where the processing device 90 includes two or more processors, the processors can operate in a parallel or distributed manner. In an example, the processing device 90 may execute a web or application module 96, a delivery module 98, and an order fulfillment module 100.

[0085] The communication device 92 is a device that allows the first server 24 to communicate with another device, e.g., the customer device 26, delivery service computer 34, handheld device 36, etc. The communication device 92 can include one or more wireless transceivers for performing wireless communication and/or one or more communication ports for performing wired communication.

[0086] The memory device 94 is a device that stores data generated or received by the first server 24. The memory device 94 can include, but is not limited to a hard disc drive, an optical disc drive, and/or a flash memory drive. Further, the memory device 94 may be distributed and located at multiple locations. The memory device 94 is accessible to the processing device 90. In some embodiments, the memory device 94 stores a customer database 102, an item database 104, and a delivery database 106.

[0087] In some examples, the customer database 102 can store information associated with a customer. The customer database 102 may, for example, store information associated with a customer account and may include account preferences and customer contact information. The customer database 102 may also store information regarding a customer delivery address as well as specific details regarding delivery of items to the delivery address. The customer database 102 may be queried by the processing device 90 and may provide information to the processing device to facilitate receiving an order from a customer and delivering an order to the customer.

[0088] In some examples, the item database 104 stores item information associated with items or types of items in the store 20. For example, the item database 104 may store identification codes, UPC codes, item location in the store 20, as well as other information associated with the items. By way

of example, the item database **104** may be queried by the processing device **90** and may transmit information to the processing device to facilitate the use of item data.

[0089] In some examples, the delivery database **106** stores information to facilitate delivery of customer orders to a customer location **22**. The delivery database **106** may store information regarding a map of a delivery area or an area around a store **20**, street and traffic information for a delivery area, delivery routes, transit times associated with a delivery area, etc.

[0090] The processing device **90** may execute the web or application module **96**. The web or application module **96** may present a store interface and item information to a customer, receive customer information and order information, and otherwise handle the purchase transaction with a customer as described herein. The processing device **90** may also execute a delivery module **98**. The delivery module may receive customer delivery address information from the web or application module **96** and may determine customer location, compare location with existing delivery routes, determine available delivery times, schedule deliveries, create delivery routes, and otherwise manage delivery of customer orders. The web or application module **96** may receive potential delivery times from the delivery module **98** and present these potential delivery times to a customer to allow the customer to select a delivery window for their order. The processing device **90** may further close orders for a delivery route, finalize the delivery route, and interface with a delivery service **34** to deliver orders to customers.

[0091] The processing device **90** may execute an order fulfillment module **100**. The order fulfillment module may receive customer order information for a delivery route and may facilitate the collection of items from a store to fulfill the customer orders. The order fulfillment module **100** may combine orders together, arrange items according to a predetermined picking order through a store **20**, and direct a store employee through the store **20** to collect items for the customer orders.

[0092] Referring now to FIG. **13**, a schematic showing example components of the handheld device **36** is illustrated. The handheld device **36** may include a processing device **110**, a user interface **112**, an output device **114**, a communication device **116**, and a memory device **118**. It is noted that the handheld device **36** can include other components and some of the components may not be required in every example.

[0093] The processing device **110** can include memory, e.g., read only memory (ROM) and random access memory (RAM), storing processor-executable instructions and one or more processors that execute the processor-executable instructions. In embodiments where the processing device **110** includes two or more processors, the processors can operate in a parallel or distributed manner. The processing device **110** can execute an operating system of the handheld device **36**. In the illustrative example, the processing device **110** also executes a software module **120** such as scanning and printing software and an order fulfillment module **122**.

[0094] The user interface **112** is a device that allows a user, a store employee in particular, to interact with the handheld device **36**. While one user interface **112** is shown, the term "user interface" can include, but is not limited to, a touch screen, a physical keyboard, a mouse, a microphone, and/or a speaker. The output device **114** is a device which allows a store employee to output information from the handheld device **36**. In particular, the output device **114** may allow a

store employee to print labels for store items and associate collected store items with a particular customer order. The communication device **116** is a device that allows the handheld device **36** to communicate with another device, e.g., the second server **28**. The communication device **116** can include one or more wireless transceivers for performing wireless communication and/or one or more communication ports for performing wired communication. The memory device **118** is a device that stores data generated or received by the handheld device **36**. The memory device **118** can include, but is not limited to, a hard disc drive, an optical disc drive, and/or a flash memory drive. The software module **120** may be stored on the memory device **118** and the order fulfillment module **122** may be created from the software module **120**.

[0095] The order fulfillment module **122** allows a user, a store employee in particular, to efficiently collect items from a store **20** to fulfill customer orders. The order fulfillment module **122** may execute some or all of the functions described herein to receive one or more customer orders, combine those customer orders, order items in the customer orders sequentially according to a predetermined picking route through the store **20**, and guide an employee through the store **20** to collect the items necessary to fulfill the customer orders.

[0096] The examples discussed provide significant advantages. As a customer places an order, actual customer information may be used to determine accurate delivery times for the order. These delivery times allow the store **20** to offer the customer delivery windows according to actual availability on a delivery route. The determination of delivery availability may be performed in real time and customers may be offered verified delivery windows for delivery on the same day that the order is placed. The delivery route may be managed in a way that allows for same day delivery while still creating a delivery route which is efficient. A delivery route may be appended with actual customer information including specific information about the delivery location, customer delivery requests, etc.

[0097] Items for one or multiple customer orders may be collected quickly and efficiently. Items for multiple customer orders may be collected in an hour or less after a delivery route is closed to future orders. Store employees may be directed through a store **20** in a predetermined picking route and items may be presented to the employees on a handheld device **36** in the order that the employee will encounter the items. The handheld device **36** can scan and track items to verify that the orders are fulfilled, and can also label items to facilitate the sorting of the items into multiple packages for delivery to multiple customers. A store **20** is able to deliver orders to many customers on the same day that the order is placed while maintaining cost effective and efficient order picking and delivery.

[0098] A controller, computing device, server or computer, such as described herein, includes at least one or more processors or processing units and a system memory (see above). The controller typically also includes at least some form of computer readable media. By way of example and not limitation, computer readable media may include computer storage media and communication media. Computer storage media may include volatile and nonvolatile, removable and non-removable media implemented in any method or technology that enables storage of information, such as computer readable instructions, data structures, program modules, or other data. Communication media typically embody com-

puter readable instructions, data structures, program modules, or other data in a modulated data signal such as a carrier wave or other transport mechanism and include any information delivery media. Those skilled in the art should be familiar with the modulated data signal, which has one or more of its characteristics set or changed in such a manner as to encode information in the signal. Combinations of any of the above are also included within the scope of computer readable media.

[0099] The order of execution or performance of the operations in the embodiments of the invention illustrated and described herein is not essential, unless otherwise specified. That is, the operations described herein may be performed in any order, unless otherwise specified, and embodiments of the invention may include additional or fewer operations than those disclosed herein. For example, it is contemplated that executing or performing a particular operation before, contemporaneously with, or after another operation is within the scope of aspects of the invention.

[0100] In some embodiments, a processor, as described herein, includes any programmable system including systems and microcontrollers, reduced instruction set circuits (RISC), application specific integrated circuits (ASIC), programmable logic circuits (PLC), and any other circuit or processor capable of executing the functions described herein. The above examples are exemplary only, and thus are not intended to limit in any way the definition and/or meaning of the term processor.

[0101] In some embodiments, a database, as described herein, includes any collection of data including hierarchical databases, relational databases, flat file databases, object-relational databases, object oriented databases, and any other structured collection of records or data that is stored in a computer system. The above examples are exemplary only, and thus are not intended to limit in any way the definition and/or meaning of the term database. Examples of databases include, but are not limited to only including, Oracle® Database, MySQL, IBM® DB2, Microsoft® SQL Server, Sybase®, and PostgreSQL. However, any database may be used that enables the systems and methods described herein. (Oracle is a registered trademark of Oracle Corporation, Redwood Shores, Calif.; IBM is a registered trademark of International Business Machines Corporation, Armonk, N.Y.; Microsoft is a registered trademark of Microsoft Corporation, Redmond, Wash.; and Sybase is a registered trademark of Sybase, Dublin, Calif.)

[0102] The above description of illustrated examples of the present invention, including what is described in the Abstract, are not intended to be exhaustive or to be limitation to the precise forms disclosed. While specific embodiments of, and examples for, the invention are described herein for illustrative purposes, various equivalent modifications are possible without departing from the broader spirit and scope of the present invention.

1. A system, comprising:

- a database storing a list of stores available for customer pickup of orders, the list of stores including a first subset of stores that include an optical sensor for capturing images of license plates of motor vehicles and a second subset of stores that do not include an optical sensor;
- a first server coupled to the database and being associated with the list of stores, the first server being configured to: present the list of stores to a customer for selection of a store for pickup of an order;

- receive a selection by the customer of a store from the list of stores;

- determine whether the store selected by the customer is one of the first subset of stores;

- display a dialogue box to the customer upon a determination that the store selected by the customer is one of the first subset of stores, wherein the dialogue box enables the customer to select a license plate number from a list of at least one previously stored license plate number or to enter a new license plate number;

- receive a customer order associated with the customer, the customer order including at least one good and having an associated customer motor vehicle license plate number selected from the dialogue box, the associated customer motor vehicle license plate number being associated with a motor vehicle associated with the customer, the first server being further configured to store the customer order in the database;

- a second server coupled to the first server and to the database and being located at the store, the second server being configured to receive the customer order placed by the customer and to assist in assembling the customer order for the customer;

- an optical sensor located in a predetermined location within an order pick-up area associated with the store, the predetermined location being established to allow the optical sensor to capture images of license plates of motor vehicles as the motor vehicles enter the order pick-up area;

- an optical character recognition unit coupled between the second server and the optical sensor, the optical character recognition unit being configured to receive the captured images from the optical sensor, to establish an associated motor vehicle license plate number for each captured image, and to send the associated motor vehicle license plate numbers to the second server; and,

- a visual indicator coupled to the optical character recognition unit and being positioned relative to the optical sensor to provide an indication to the customer that a suitable image has been captured by the optical sensor, the second server further being configured to receive the motor vehicle license plate numbers from the optical character recognition unit, to compare the motor vehicle license plate numbers from the optical character recognition unit with the associated customer motor vehicle license plate number, and, if the associated customer motor vehicle license plate number matches one of the received motor vehicle license plate numbers from the optical character recognition unit, to arrange the customer order to be delivered to the motor vehicle associated with the customer.

2. The system, as set forth in claim 1, wherein the first server is further configured to allow the customer to place the customer order through a customer device coupled to the first server.

3. The system, as set forth in claim 2, wherein the first server is configured to present to the customer the first subset and the second subset of stores and to allow the customer to select the store from the first subset or the second subset of stores.

4. The system, as set forth in claim 1, wherein the database is configured to store data, associated with each store in the list of stores, indicating if each store has an associated optical sensor and optical character recognition unit.

5. A system, comprising:

- a database storing a list of stores available for customer pickup of orders, the list of stores including a first subset of stores that include an optical sensor for capturing images of license plates of motor vehicles and a second subset of stores that do not include an optical sensor;
- a first server coupled to the database and being associated with the list of stores, the first server being configured to: present the list of stores to a customer for selection of a store for pickup of an order;
- receive a selection by the customer of a store from the list of stores;
- determine whether the store selected by the customer is one of the first subset of stores;
- display a dialogue box to the customer upon a determination that the store selected by the customer is one of the first subset of stores;
- receive a customer order associated with the customer, the customer order including at least one good and having an associated customer motor vehicle license plate number selected from the dialogue box, the associated customer motor vehicle license plate number being associated with a motor vehicle associated with the customer, the first server being further configured to store the customer order in the database;
- a second server coupled to the first server and to the database and being located at the store, the second server being configured to receive the customer order placed by the customer and to assist in assembling the customer order for the customer;
- an optical sensor located in a predetermined location within an order pick-up area associated with the store, the predetermined location being established to allow the optical sensor to capture images of license plates of motor vehicles as the motor vehicles enter the order pick-up area; and,
- an optical character recognition unit coupled between the second server and the optical sensor, the optical character recognition unit being configured to receive the captured images from the optical sensor, to establish an associated motor vehicle license plate number for each captured image, and to send the associated motor vehicle license plate numbers to the second server, the second server further being configured to receive the motor vehicle license plate numbers from the optical character recognition unit, to compare the motor vehicle license plate numbers from the optical character recognition unit with the associated customer motor vehicle license plate number, and, if the associated customer motor vehicle license plate number matches one of the received motor vehicle license plate numbers from the optical character recognition unit, to arrange the customer order to be delivered to the motor vehicle associated with the customer, wherein the first server is configured to look up the selected store in the database and, if the selected store is one of the first subset of stores, perform one of the following:
 - (a) request, via the dialogue box, a motor vehicle license plate number from the customer that will be used;
 - (b) confirm, via the dialogue box, the motor vehicle license plate number if a customer motor vehicle license plate number is associated with the customer in the database;

or,

- (c) pick, via the dialogue box, a motor vehicle license plate number for a list of motor vehicle license plate numbers associated with the customer in the database.

6. The system, as set forth in claim **2**, wherein the first server is configured to allow the customer to enter a desired pick-up time.

7. The system, as set forth in claim **1**, further including a display unit coupled to the second server and being located relative to the order pick-up area at the store such that the display unit is visible to customers in the order pick-up area, the second server being further configured to display information related to the customer order.

8. The system, as set forth in claim **7**, wherein the information related to the customer order includes the status of the customer order.

9. The system, as set forth in claim **7**, wherein each order has an associated customer order number and wherein the information related to the customer order displayed on the display unit includes the customer order number.

10. The system, as set forth in claim **9**, wherein the order pick-up area includes a parking area with a plurality of parking spots and the second server maintains a list of the parking spots, the list indicating whether each parking spot is occupied or empty.

11. The system, as set forth in claim **10**, wherein the information related to the customer order directs the customer to an empty parking spot.

12. A method, comprising:

- storing, in a database, a list of stores available for customer pickup of orders, the list of stores including a first subset of stores that include an optical sensor for capturing images of license plates of motor vehicles and a second subset of stores that do not include an optical sensor;
- presenting, by a first server, the list of stores to a customer for selection of a store for pickup of an order;
- receiving, by the first server, a selection by the customer of a store from the list of stores;
- determining, by the first server, whether the store selected by the customer is one of the first subset of stores;
- displaying, by the first server, a dialogue box to the customer upon a determination that the store selected by the customer is one of the first subset of stores, wherein the dialogue box enables the customer to select a license plate number from a list of at least one previously stored license plate number or to enter a new license plate number;
- receiving, at the first server, a customer order associated with the customer, the customer order including at least one good and having an associated customer motor vehicle license plate number selected from the dialogue box, the associated customer motor vehicle license plate number being associated with a motor vehicle associated with the customer;
- storing, by the first server, the customer order in the database;
- arranging to have the customer order assembled at the store for the customer;
- capturing images, using an optical sensor, of license plates of motor vehicles as the motor vehicles enter an order pick-up area located at the store;
- receiving the captured images at an optical character recognition unit coupled between the second server and the optical sensor, establishing an associated motor vehicle

license plate number for each captured image, and sending the associated motor vehicle license plate numbers to the second server;

providing, by a visual indicator coupled to the optical character recognition unit, an indication to the customer that a suitable image has been captured by the optical sensor;

receiving the motor vehicle license plate numbers at the second server;

comparing, by the second server, the motor vehicle license plate numbers from the optical character recognition unit with the associated customer motor vehicle license plate number; and,

if the associated customer motor vehicle license plate number matches one of the received motor vehicle license plate numbers from the optical character recognition unit, arranging, by the second server, the customer order to be delivered to the motor vehicle associated with the customer.

13. The method, as set forth in claim **12**, wherein the method includes the steps presenting, by the first server, to the customer the first and second subset of stores and allowing the customer to select the store from the first and second subset of stores.

14. The method, as set forth in claim **13**, including the step of allowing, by the first server, the customer to place the customer order through a customer device coupled to the first server.

15. The method, as set forth in claim **14**, wherein the database is configured to store data, associated with each store in the list of stores, indicating if each store has an associated optical sensor and optical character recognition unit.

16. A method, comprising:

storing, in a database, a list of stores available for customer pickup of orders, the list of stores including a first subset of stores that include an optical sensor for capturing images of license plates of motor vehicles and a second subset of stores that do not include an optical sensor;

presenting, by a first server, the list of stores to a customer for selection of a store for pickup of an order;

receiving, by the first server, a selection by the customer of a store from the list of stores;

determining, by the first server, whether the store selected by the customer is one of the first subset of stores;

displaying, by the first server, a dialogue box to the customer upon a determination that the store selected by the customer is one of the first subset of stores, wherein the dialogue box enables the customer to select a license plate number from a list of at least one previously stored license plate number or to enter a new license plate number;

receiving, at the first server, a customer order associated with the customer, the customer order including at least one good and having an associated customer motor vehicle license plate number selected from the dialogue box, the associated customer motor vehicle license plate number being associated with a motor vehicle associated with the customer;

storing, by the first server, the customer order in the database;

arranging to have the customer order assembled at the store for the customer;

capturing images, using an optical sensor, of license plates of motor vehicles as the motor vehicles enter an order pick-up area located at the store;

receiving the captured images at an optical character recognition unit coupled between the second server and the optical sensor, establishing an associated motor vehicle license plate number for each captured image, and sending the associated motor vehicle license plate numbers to the second server;

receiving the motor vehicle license plate numbers at the second server;

comparing, by the second server, the motor vehicle license plate numbers from the optical character recognition unit with the associated customer motor vehicle license plate number; and,

if the associated customer motor vehicle license plate number matches one of the received motor vehicle license plate numbers from the optical character recognition unit, arranging, by the second server, the customer order to be delivered to the motor vehicle associated with the customer,

wherein the first server is configured to look up the selected store in the database and, if the selected store is one of the first subset of stores, perform one of the following:

- (a) request, via the dialogue box, a motor vehicle license plate number from the customer that will be used;
- (b) confirm, via the dialogue box, the motor vehicle license plate number if a customer motor vehicle license plate number is associated with the customer in the database; or,
- (c) pick, via the dialogue box, a motor vehicle license plate number for a list of motor vehicle license plate numbers associated with the customer in the database.

17. The method, as set forth in claim **14**, including the step of allowing the customer to enter a desired pick-up time.

18. The method, as set forth in claim **13**, including the steps of providing a display unit coupled to the second server and being located relative to the order pick-up area at the store such that the display unit is visible to customers in the order pick-up area, and displaying information related to the customer order on the display unit.

19. The method, as set forth in claim **18**, wherein the information related to the customer order includes the status of the customer order.

20. The method, as set forth in claim **18**, wherein each order has an associated customer order number and wherein the information related to the customer order displayed on the display unit includes the customer order number.

21. The method, as set forth in claim **20**, wherein the order pick-up area includes a parking area with a plurality of parking spots and the second server maintains a list of the parking spots, the list indicating whether each parking spot is occupied or empty.

22. The method, as set forth in claim **21**, wherein the information related to the customer order directs the customer to an empty parking spot.

23. One or more non-transitory computer-readable storage media, having computer-executable instructions embodied thereon, wherein when executed by at least one processor, the computer-executable instructions cause the processor to:

store, in a database, a list of stores available for customer pickup of orders, the list of stores including a first subset of stores that include an optical sensor for capturing

- images of license plates of motor vehicles and a second subset of stores that do not include an optical sensor;
- present, by a first server, the list of stores to a customer for selection of a store for pickup of an order;
- receive, by the first server, a selection by the customer of a store from the list of stores;
- determine, by the first server, whether the store selected by the customer is one of the first subset of stores;
- display, by the first server, a dialogue box to the customer upon a determination that the store selected by the customer is one of the first subset of stores, wherein the dialogue box enables the customer to select a license plate number from a list of at least one previously stored license plate number or to enter a new license plate number;
- receive, at the first server, a customer order associated with the customer, the customer order including at least one good and having an associated customer motor vehicle license plate number, the associated customer motor vehicle license plate number being associated with a motor vehicle associated with the customer;
- store the customer order in the database;
- arrange to have the customer order assembled at the store for the customer;
- capture images, using an optical sensor, of license plates of motor vehicles as the motor vehicles enter an order pick-up area located at the store;
- receive the captured images at an optical character recognition unit coupled between the second server and the optical sensor, establishing an associated motor vehicle license plate number for each captured image, and sending the associated motor vehicle license plate numbers to the second server;
- provide, by a visual indicator coupled to the optical character recognition unit, an indication to the customer that a suitable image has been captured by the optical sensor;
- receive the motor vehicle license plate numbers at the second server;
- compare, by the second server, the motor vehicle license plate numbers from the optical character recognition unit with the associated customer motor vehicle license plate number; and,
- if the associated customer motor vehicle license plate number matches one of the received motor vehicle license plate numbers from the optical character recognition unit, arrange, by the second server, the customer order to be delivered to the motor vehicle associated with the customer.
- 24.** One or more non-transitory computer-readable storage media, having computer-executable instructions embodied thereon, wherein when executed by at least one processor, the computer-executable instructions cause the processor to:
- store, in a database, a list of stores available for customer pickup of orders, the list of stores including a first subset of stores that include an optical sensor for capturing images of license plates of motor vehicles and a second subset of stores that do not include an optical sensor;
- present, by a first server, the list of stores to a customer for selection of a store for pickup of an order;
- receive, by the first server, a selection by the customer of a store from the list of stores;
- determine, by the first server, whether the store selected by the customer is one of the first subset of stores;
- display, by the first server, a dialogue box to the customer upon a determination that the store selected by the customer is one of the first subset of stores, wherein the dialogue box enables the customer to select a license plate number from a list of at least one previously stored license plate number or to enter a new license plate number;
- receive, at the first server, a customer order associated with the customer, the customer order including at least one good and having an associated customer motor vehicle license plate number, the associated customer motor vehicle license plate number being associated with a motor vehicle associated with the customer;
- store the customer order in the database;
- arrange to have the customer order assembled at the store for the customer;
- capture images, using an optical sensor, of license plates of motor vehicles as the motor vehicles enter an order pick-up area located at the store;
- receive the captured images at an optical character recognition unit coupled between the second server and the optical sensor, establishing an associated motor vehicle license plate number for each captured image, and sending the associated motor vehicle license plate numbers to the second server;
- receive the motor vehicle license plate numbers at the second server;
- compare, by the second server, the motor vehicle license plate numbers from the optical character recognition unit with the associated customer motor vehicle license plate number;
- if the associated customer motor vehicle license plate number matches one of the received motor vehicle license plate numbers from the optical character recognition unit, arrange, by the second server, the customer order to be delivered to the motor vehicle associated with the customer; and,
- look up the selected store in the database and, if the selected store is one of the first subset of stores, perform one of the following:
- (a) request, via the dialogue box, a motor vehicle license plate number from the customer that will be used;
 - (b) confirm, via the dialogue box, the motor vehicle license plate number if a customer motor vehicle license plate number is associated with the customer in the database; or,
 - (c) pick, via the dialogue box, a motor vehicle license plate number for a list of motor vehicle license plate numbers associated with the customer in the database.

* * * * *