



US011864007B2

(12) **United States Patent**  
**Barsoum et al.**

(10) **Patent No.:** **US 11,864,007 B2**  
(45) **Date of Patent:** **Jan. 2, 2024**

(54) **COMMUNICATION SYSTEMS CAPABLE OF RECEIVING AND PROCESSING DATA USING UNEQUALLY SPACED AND UNIFORM QUADRATURE AMPLITUDE MODULATED 64 POINT SYMBOL CONSTELLATIONS**

(58) **Field of Classification Search**  
CPC ..... H04W 24/02; H04B 17/336; H04B 15/00; H03M 13/255; H03M 13/6325;  
(Continued)

(71) Applicant: **Constellation Designs, LLC**, Wayne, PA (US)

(56) **References Cited**

U.S. PATENT DOCUMENTS

(72) Inventors: **Maged F. Barsoum**, San Jose, CA (US); **Christopher R. Jones**, Pacific Palisades, CA (US)

4,855,692 A 8/1989 Kennard et al.  
5,289,501 A 2/1994 Seshadri et al.  
(Continued)

(73) Assignee: **Constellation Designs, LLC**, Wayne, PA (US)

FOREIGN PATENT DOCUMENTS

(\* ) Notice: Subject to any disclaimer, the term of this patent is extended or adjusted under 35 U.S.C. 154(b) by 0 days.

CA 2695799 C 10/2016  
CN 1490972 A 4/2004  
(Continued)

(21) Appl. No.: **17/804,306**

OTHER PUBLICATIONS

(22) Filed: **May 26, 2022**

“Exhibit G-07: Bernard Sklar, Digital Communications Fundamentals and Applications”, Defendant’s P.R. 3-3 Invalidation Contentions for U.S. Pat. Nos. 8,842,761; 9,743,290; 10,567,980; 10,693,700; 11,018,922; 11,019,509 11,039,324, *Constellation Designs, LLC v. LG Electronics Inc., LG Electronics U.S.A., Inc., LG Electronics Alabama, Inc.*, Civil Action No. 2:21-cv-448, May 13, 2022, 40 pgs.  
(Continued)

(65) **Prior Publication Data**

US 2022/0295312 A1 Sep. 15, 2022

*Primary Examiner* — Freshteh N Aghdam  
(74) *Attorney, Agent, or Firm* — KPPB LLP

**Related U.S. Application Data**

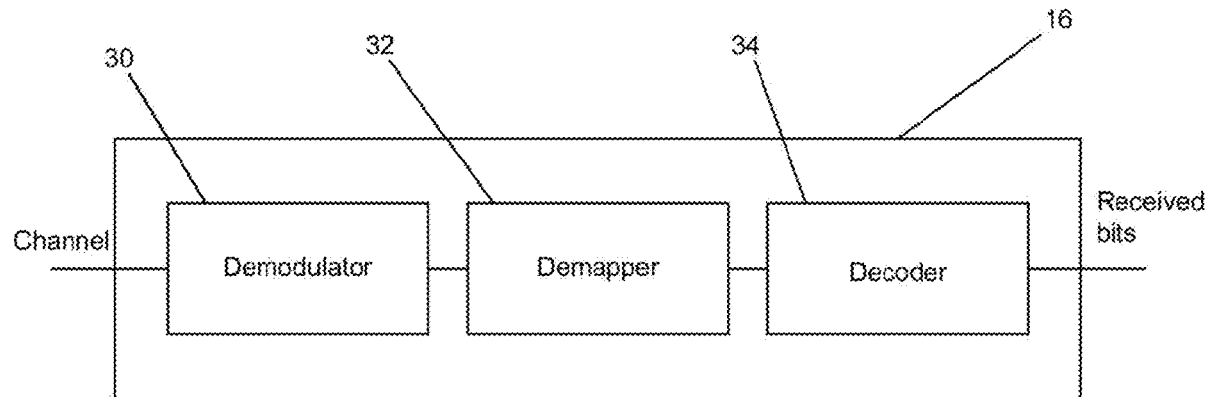
(63) Continuation of application No. 17/325,169, filed on May 19, 2021, which is a continuation of application  
(Continued)

(57) **ABSTRACT**

(51) **Int. Cl.**  
**H04W 24/02** (2009.01)  
**H04B 17/336** (2015.01)  
(Continued)

Communication systems are described that use unequally spaced constellations that have increased capacity compared to conventional constellations operating within a similar SNR band. One embodiment is a digital communications system including a transmitter transmitting signals via a communication channel, the transmitter including a coder capable of receiving user bits and outputting encoded bits at a rate, a mapper capable of mapping encoded bits to symbols in a constellation, and a modulator capable of generating a modulated signal for transmission via the communication channel using symbols generated by the mapper, wherein the  
(Continued)

(52) **U.S. Cl.**  
CPC ..... **H04W 24/02** (2013.01); **H03M 13/255** (2013.01); **H03M 13/6325** (2013.01);  
(Continued)



constellation is unequally spaced and characterizable by assignment of locations and labels of constellation points to maximize parallel decode capacity of the constellation at a given signal-to-noise ratio so that the constellation provides a given capacity at a reduced signal-to-noise ratio compared to a uniform constellation that maximizes the minimum distance between constellation points of the uniform constellation.

**71 Claims, 43 Drawing Sheets**

**Related U.S. Application Data**

No. 16/728,397, filed on Dec. 27, 2019, now Pat. No. 11,051,187, which is a continuation of application No. 16/206,991, filed on Nov. 30, 2018, now Pat. No. 10,567,980, which is a continuation of application No. 15/682,475, filed on Aug. 21, 2017, now Pat. No. 10,149,179, which is a continuation of application No. 15/200,800, filed on Jul. 1, 2016, now Pat. No. 9,743,292, which is a continuation of application No. 14/491,731, filed on Sep. 19, 2014, now Pat. No. 9,385,832, which is a continuation of application No. 13/618,630, filed on Sep. 14, 2012, now Pat. No. 8,842,761, which is a continuation of application No. 13/118,921, filed on May 31, 2011, now Pat. No. 8,270,511, which is a continuation of application No. 12/156,989, filed on Jun. 5, 2008, now Pat. No. 7,978,777.

(60) Provisional application No. 60/933,319, filed on Jun. 5, 2007.

**(51) Int. Cl.**

**H03M 13/25** (2006.01)  
**H03M 13/00** (2006.01)  
**H04B 15/00** (2006.01)  
**H04L 1/00** (2006.01)  
**H04L 27/34** (2006.01)  
**H04L 27/38** (2006.01)

**(52) U.S. Cl.**

CPC ..... **H04B 15/00** (2013.01); **H04B 17/336** (2015.01); **H04L 1/0003** (2013.01); **H04L 1/0009** (2013.01); **H04L 27/3405** (2013.01); **H04L 27/3483** (2013.01); **H04L 27/3809** (2013.01)

**(58) Field of Classification Search**

CPC . H04L 1/0003; H04L 1/0009; H04L 27/3405; H04L 27/3483; H04L 27/3809  
 See application file for complete search history.

**(56) References Cited**

U.S. PATENT DOCUMENTS

5,862,179 A 1/1999 Goldstein et al.  
 5,966,412 A 10/1999 Ramaswamy  
 6,084,915 A 7/2000 Williams et al.  
 6,115,415 A 9/2000 Goldstein et al.  
 6,134,273 A 10/2000 Wu et al.  
 6,157,678 A 12/2000 Wei  
 6,603,801 B1 8/2003 Andren et al.  
 6,606,355 B1 8/2003 Wei  
 6,611,554 B1 8/2003 Chouly et al.  
 6,665,831 B1 12/2003 Yoshida et al.  
 7,106,794 B2 9/2006 Ungerboeck et al.  
 7,123,663 B2 10/2006 De et al.

7,173,978 B2 2/2007 Zhang et al.  
 7,212,582 B2 5/2007 Zhang et al.  
 7,215,713 B2 5/2007 Walker et al.  
 7,245,666 B1 7/2007 Gardner et al.  
 7,359,426 B2 4/2008 Ojard  
 7,376,203 B2 5/2008 Brunel et al.  
 7,539,261 B2 5/2009 Lu et al.  
 7,599,420 B2 10/2009 Forenza et al.  
 7,620,067 B2 11/2009 Niu et al.  
 7,660,368 B2 2/2010 Ling et al.  
 7,907,641 B2 3/2011 Sun et al.  
 7,908,541 B2 3/2011 Kyung et al.  
 7,978,777 B2 7/2011 Barsoum et al.  
 8,031,793 B2 10/2011 Ionescu et al.  
 8,102,947 B2 1/2012 Eroz et al.  
 8,111,770 B1 2/2012 Moon et al.  
 8,160,121 B2 4/2012 Forenza et al.  
 8,171,383 B2 5/2012 Landau et al.  
 8,199,847 B2 6/2012 Lee et al.  
 8,265,175 B2 9/2012 Barsoum et al.  
 8,270,511 B2 9/2012 Barsoum et al.  
 8,428,162 B2 4/2013 Forenza et al.  
 8,483,145 B2 7/2013 Astely  
 8,503,550 B2 8/2013 Ko et al.  
 8,675,754 B1 3/2014 Yonge, III et al.  
 8,842,761 B2 9/2014 Barsoum et al.  
 9,036,694 B2 5/2015 Zhou et al.  
 9,191,148 B2 11/2015 Barsoum  
 9,363,039 B1 6/2016 Farjadrad et al.  
 9,385,832 B2 7/2016 Barsoum et al.  
 9,491,022 B2 11/2016 Kim et al.  
 9,743,290 B2 8/2017 Barsoum et al.  
 9,743,292 B2 8/2017 Barsoum et al.  
 9,887,870 B2 2/2018 Barsoum et al.  
 9,967,127 B1\* 5/2018 Sun ..... H04L 27/3405  
 10,149,179 B2 12/2018 Barsoum et al.  
 10,341,046 B2 7/2019 Arambepola et al.  
 10,524,139 B2 12/2019 Barsoum et al.  
 10,530,629 B2 1/2020 Barsoum et al.  
 10,548,031 B2 1/2020 Barsoum et al.  
 10,567,980 B2 2/2020 Barsoum et al.  
 10,693,700 B1 6/2020 Barsoum et al.  
 10,694,403 B2 6/2020 Barsoum et al.  
 10,701,570 B2 6/2020 Barsoum et al.  
 10,708,794 B2 7/2020 Barsoum et al.  
 10,848,989 B2 11/2020 Barsoum et al.  
 10,848,990 B2 11/2020 Barsoum et al.  
 10,863,370 B2 12/2020 Barsoum et al.  
 10,887,780 B2 1/2021 Barsoum et al.  
 11,018,922 B2 5/2021 Barsoum et al.  
 11,019,509 B2 5/2021 Barsoum et al.  
 11,039,324 B2 6/2021 Barsoum et al.  
 11,051,187 B2 6/2021 Barsoum et al.  
 2002/0044597 A1 4/2002 Shively  
 2002/0051501 A1 5/2002 Demjanenko et al.  
 2002/0106010 A1 8/2002 Jones  
 2003/0084440 A1 5/2003 Lownes  
 2003/0223507 A1 12/2003 De Gaudenzi et al.  
 2003/0231715 A1 12/2003 Shoemake  
 2004/0022179 A1 2/2004 Giannakis et al.  
 2004/0054960 A1 3/2004 Eroz et al.  
 2004/0066738 A1 4/2004 Stopler  
 2004/0161050 A1 8/2004 Larsson et al.  
 2004/0252791 A1 12/2004 Shen et al.  
 2004/0258177 A1 12/2004 Shen et al.  
 2005/0089068 A1 4/2005 Sun et al.  
 2005/0111581 A1\* 5/2005 Walker ..... H04L 27/3488  
 2005/0141627 A1 6/2005 Walker et al.  
 2005/0143004 A1 6/2005 Dibiaso et al.  
 2005/0163242 A1 7/2005 Ungerboeck  
 2005/0169400 A1 8/2005 Chouly et al.  
 2005/0180531 A1 8/2005 Wellig et al.  
 2005/0207507 A1 9/2005 Mitsutani  
 2005/0268206 A1 12/2005 Tran et al.  
 2005/0276343 A1 12/2005 Jones  
 2005/0286409 A1 12/2005 Yoon et al.  
 2006/0045169 A1 3/2006 Kim  
 2006/0056541 A1 3/2006 Chen et al.

375/261

(56)

## References Cited

## U.S. PATENT DOCUMENTS

2006/0085720 A1 4/2006 Tran et al.  
 2006/0144843 A1 7/2006 Vandal et al.  
 2006/0155843 A1 7/2006 Glass et al.  
 2006/0156207 A1 7/2006 Vithanage et al.  
 2006/0165190 A1 7/2006 Tamaki et al.  
 2006/0276145 A1 12/2006 Walker et al.  
 2007/0022179 A1 1/2007 Kim et al.  
 2007/0025283 A1 2/2007 Koslov et al.  
 2007/0044000 A1 2/2007 Shen et al.  
 2007/0054614 A1 3/2007 Walker et al.  
 2007/0104293 A1 5/2007 Hiatt, Jr. et al.  
 2007/0116161 A1 5/2007 Tokoro et al.  
 2007/0118787 A1 5/2007 Schmidt  
 2007/0143654 A1\* 6/2007 Joyce ..... H03M 13/1111  
 714/752  
 2007/0147530 A1 6/2007 Li  
 2007/0195868 A1 8/2007 Walker et al.  
 2007/0211822 A1 9/2007 Olesen et al.  
 2007/0260772 A1 11/2007 Garmonov et al.  
 2007/0280147 A1 12/2007 Catreux-erceg et al.  
 2007/0283216 A1 12/2007 Kyung et al.  
 2008/0031314 A1\* 2/2008 Priotti ..... H04L 1/0016  
 375/267  
 2008/0170640 A1\* 7/2008 Gao ..... H04L 27/3488  
 375/302  
 2008/0200114 A1\* 8/2008 Eberlein ..... H04H 20/28  
 455/3.02  
 2009/0097582 A1 4/2009 Barsoum et al.  
 2009/0161786 A1 6/2009 Nakagawa et al.  
 2010/0077275 A1\* 3/2010 Yu ..... H04L 1/0041  
 714/752  
 2010/0195743 A1 8/2010 Barsoum et al.  
 2010/0303174 A1 12/2010 Oh et al.  
 2011/0090948 A1 4/2011 Zhou et al.  
 2011/0164705 A1 7/2011 Zhang et al.  
 2011/0228869 A1 9/2011 Barsoum et al.  
 2011/0305300 A1 12/2011 Ko  
 2012/0147983 A1 6/2012 Barsoum et al.  
 2013/0083862 A1 4/2013 Barsoum et al.  
 2013/0170571 A1 7/2013 Barsoum et al.  
 2014/0314177 A1 10/2014 Choi et al.  
 2015/0236812 A1 8/2015 Barsoum et al.  
 2016/0204967 A1 7/2016 Choi et al.  
 2016/0309342 A1 10/2016 Barsoum et al.  
 2016/0316382 A1 10/2016 Barsoum et al.  
 2017/0374564 A1 12/2017 Barsoum et al.  
 2017/0374565 A1 12/2017 Barsoum et al.  
 2018/0102933 A1 4/2018 Schneider et al.  
 2018/0191548 A1 7/2018 Barsoum et al.  
 2019/0116509 A1 4/2019 Barsoum et al.  
 2019/0342772 A1 11/2019 Barsoum et al.  
 2020/0137595 A1 4/2020 Barsoum et al.  
 2020/0145276 A1 5/2020 Barsoum et al.  
 2020/0145844 A1 5/2020 Barsoum et al.  
 2020/0145845 A1 5/2020 Barsoum et al.  
 2020/0145846 A1 5/2020 Barsoum et al.  
 2020/0145847 A1 5/2020 Barsoum et al.  
 2020/0145848 A1 5/2020 Barsoum et al.  
 2020/0145849 A1 5/2020 Barsoum et al.  
 2020/0145850 A1 5/2020 Barsoum et al.  
 2020/0162942 A1 5/2020 Barsoum et al.  
 2020/0221321 A1 7/2020 Barsoum et al.  
 2021/0282030 A1 9/2021 Barsoum et al.  
 2021/0282031 A1 9/2021 Barsoum et al.  
 2021/0352496 A1 11/2021 Barsoum et al.  
 2021/0360440 A1 11/2021 Barsoum et al.  
 2021/0360441 A1 11/2021 Barsoum et al.  
 2021/0360443 A1 11/2021 Barsoum et al.  
 2021/0360444 A1 11/2021 Barsoum et al.  
 2021/0360445 A1 11/2021 Barsoum et al.  
 2021/0368363 A1 11/2021 Barsoum et al.  
 2021/0377751 A1 12/2021 Barsoum et al.

2022/0173955 A1 6/2022 Barsoum et al.  
 2022/0286874 A1 9/2022 Barsoum et al.  
 2022/0295313 A1 9/2022 Barsoum et al.

## FOREIGN PATENT DOCUMENTS

CN 100471191 C 3/2009  
 CN 100584011 C 1/2010  
 CN 100589469 C 2/2010  
 CN 101133558 B 10/2010  
 CN 101322322 B 11/2013  
 CN 102017445 B 5/2014  
 CN 103501193 B 4/2017  
 EP 1578021 A1 9/2005  
 EP 1971098 A1 9/2008  
 EP 2134052 A1 12/2009  
 EP 1670168 B1 7/2010  
 EP 2153561 B1 1/2019  
 EP 3518485 A1 7/2019  
 EP 3518485 B1 8/2021  
 EP 3982605 A1 4/2022  
 ES 2712914 T3 5/2019  
 HK 40011480 A 7/2020  
 HK 40011480 B 4/2022  
 HK 40073106 A 12/2022  
 JP 09130438 A 5/1997  
 JP 2003229835 A 8/2003  
 JP 2005269258 A 9/2005  
 JP 4554610 B2 7/2010  
 JP 2010538502 A 12/2010  
 JP 4920977 B2 2/2012  
 JP 5129323 B2 11/2012  
 JP 5513377 B2 6/2014  
 KR 100630177 B1 9/2006  
 KR 100634250 B1 10/2006  
 KR 100723018 B1 5/2007  
 KR 101282522 B1 7/2013  
 KR 101346423 B1 1/2014  
 KR 101507782 B1 3/2015  
 RU 2428796 C2 9/2011  
 RU 2491742 C2 8/2013  
 TR 201905158 T4 5/2019  
 WO 9832257 7/1998  
 WO 2006089569 A1 8/2006  
 WO 2007074524 A1 7/2007  
 WO 2008151308 A1 12/2008  
 WO 2009150500 A1 12/2009  
 WO 2010053237 A1 5/2010  
 WO 2010078472 A1 7/2010  
 WO 2014195303 A1 12/2014

## OTHER PUBLICATIONS

“Frame Structure Channel Coding and Modulation for a Second Generation Digital Terrestrial Television Broadcasting System (DVB-T2)”, Digital Video Broadcasting, DVB Document A122, Jun. 2008, 158 pgs.  
 De Gaudenzi et al., “Performance Analysis of Turbo-Coded APSK Modulations Over Nonlinear Satellite Channels”, IEEE Transactions of Wireless Communications, Sep. 2006, vol. 5, No. 5, pp. 2396-2407.  
 Sommer et al., “Signal Shaping by Non-Uniform QAM for AWGN Channels and Applications Using Turbo Coding”, Proc. ITG Conf. Source and Channel Coding, Jan. 31, 2000, 6 pgs.  
 Agrell et al., “Gray Coding for Multilevel Constellations in Gaussian Noise”, IEEE Transactions on Information Theory, vol. 53, No. 1, Jan. 2007, pp. 224-235.  
 Agrell et al., “On optimal constellations for BICM at low SNR”, IEEE Information Theory Workshop, 2009, pp. 480-484.  
 Agrell et al., “On the BICM Capacity”, ArXiv.org, Dec. 8, 2010, 53 pgs.  
 Agrell et al., “On the Optimality of the Binary Reflected Gray Code”, IEEE Transactions on Information Theory, Dec. 2004, vol. 50, No. 12, pp. 3170-3182.  
 Agrell et al., “Optimal Signal Sets and Binary Labelings for BICM at low SNR”, To Appear in IEEE Transactions on Information Theory, vol. 57, Issue 10, Oct. 2011, Published Oct. 6, 2011, 24 pgs.

(56)

## References Cited

## OTHER PUBLICATIONS

- Alvarado et al., "On the BICM Capacity—Part I: Binary Labelings, Arbitrary Input Distributions, and First-Order Asymptotics", Arxiv.org, Jan. 25, 2010, 45 pgs.
- Alvarado et al., "On the capacity of BICM with QAM constellations (Invited Paper)", Proceedings of the 2009 International Conference on Wireless Communications and Mobile Computing: Connecting the World Wirelessly, Jun. 2009, pp. 573-579.
- Alvarado et al., "On the capacity of BICM with QAM constellations (Invited Paper)", Retrieved from: [http://publications.lib.chalmers.se/records/fulltext/local\\_92655.pdf](http://publications.lib.chalmers.se/records/fulltext/local_92655.pdf), IWCMC'09, Jun. 21-24, 2009, Leipzig, Germany, 8 pgs.
- Arafa et al., "Non-Uniform Signal Constellation for Iteratively Decoded Bit Interleaved Coded Modulation (BICM-ID) with Convolution and LDPC Codes", 2011 International Conference on Innovations in Information Technology, Conference: Apr. 25-27, 2011, pp. 23-28.
- Barsoum, "On Constellation Design and Iterative Code", University of California, Los Angeles, Dissertation, 2008, 120 pgs.
- Barsoum, "On Constellation Design and Iterative Codes", University of California, Los Angeles, Dissertation, 2008, 119 pgs.
- Barsoum et al., "Constellation Design via Capacity maximization", IEEE International Symposium on, Information Theory, Jun. 24, 2007, pp. 1821-1825.
- Batshon et al., "Iterative Polar Quantization-Based Modulation to Achieve Channel Capacity in Ultrahigh-Speed Optical Communication Systems", IEEE Photonics Journal, vol. 2, No. 4, pp. 593-599, Aug. 2010.
- Bauch et al., "Turbo modulation and coding: Design and evaluation of iterative bit-interleaved coded modulation methods for wireless systems beyond 3G", European Transactions on Telecommunications, vol. 18, No. 8, Published online Apr. 12, 2007, pp. 845-850, DOI: 10.1002/ett.1197.
- Betts et al., "Performance of Nonuniform Constellations on the Gaussian Channel", IEEE Transactions on Information Theory, Sep. 1994, vol. 40, No. 5, pp. 1633-1638.
- Caire et al., "Bit-Interleaved Coded Modulation", IEEE Transactions on Information Theory, vol. 44, No. 3, May 1998, pp. 927-946.
- Chen et al., "An Adaptive Coded Modulation Scheme Associated with Improved HARQ", 14th IEEE 2003 International Symposium on Personal, Indoor, and Mobile Radio Communication Proceedings, Conference Date: Sep. 7-10, 2003, Beijing, China, pp. 1292-1296, DOI: 10.1109/PIMRC.2003.1260321/.
- Chen et al., "Increasing achievable information rates via geometric shaping", arXiv.org, e-Print Archive, Physics, arXiv:1804.08850v1, May 1, 2018, 4 pgs.
- Chindapol et al., "Design, Analysis, and Performance Evaluation for BICM-ID with Square QAM Constellations in Rayleigh Fading Channels", IEEE Journal on Selected Areas in Communication, vol. 19, No. 5, May 2001, pp. 944-957.
- Choi et al., "Channel Capacity Enhancement Scheme for Satellite Communication System", 2007 6th International Conference on Information, Communications & Signal Processing, Conference: Dec. 10-13, 2007, 4 pgs.
- Choi et al., "Satellite-DMB applied to the 8PSK hierarchical modulation", Digest of Technical Papers. International Conference on Consumer Electronics, 2007. ICCE 2007, Conference: Jan. 10-14, 2007, 2 pgs.
- Clevorn et al., "Iterative Decoding of BICM with Non-Regular Signal Constellation Sets", Jan. 2004, Retrieved from: [https://www.researchgate.net/publication/228849016\\_iterative\\_decoding\\_of\\_bicm\\_with\\_non-regular\\_signal\\_constellation\\_sets](https://www.researchgate.net/publication/228849016_iterative_decoding_of_bicm_with_non-regular_signal_constellation_sets), 8 pgs.
- Conway et al., "A Fast Encoding Method for Lattice Codes and Quantizers", IEEE Transactions on Information Theory, Nov. 1983, vol. IT-29, No. 6, pp. 820-824.
- Cover et al., "Elements of Information Theory", John Wiley & Sons, Inc., 1991.
- Cronie, Harm S. "Sparse Graph Codes for Multilevel Modulation with Signal Shaping", Proceedings of the International Symposium on Information Theory, Conference Date: Sep. 4-9, 2005, Adelaide, AU, 5 pgs., DOI: 10.1109/ISIT.2005.1523618.
- Cronie, Harm S. "Superposition Coding for Power- and Bandwidth Efficient Communication over the Gaussian Channel", 2007 IEEE International Symposium on Information Theory, Conference Date: Jun. 24-29, 2007, Nice France, 5 pgs., DOI: 10.1109/ISIT.2007.4557564.
- Cronie, S. H. "Coding and Modulation for Power and Bandwidth Efficient Communication", Dissertation, University of Twente, 2008, 131 pgs.
- Davey et al., "Low-Density Parity Check Codes over GF(q)", IEEE Communications Letters, vol. 2, No. 6, Jun. 1998, pp. 165-167.
- De Gaudenzi et al., "A New Coded Digital Modulation Scheme for Nonlinear Satellite Channels, with High Power-and Spectral-Efficiency", European Space Agency, STR-242, Jul. 2001, 60 pgs.
- De Gaudenzi et al., "Adaptive coding and modulation for satellite broadband networks: From theory to practice", International Journal of Satellite Communications, vol. 28, pp. 59-111, 2010, published online Mar. 27, 2009, 53 pgs.
- De Gaudenzi et al., "Analysis and Design of an All-Digital Demodulator for Trellis Coded 16-QAM Transmission over a Nonlinear Satellite Channel", IEEE Transactions on Communications, vol. 43, Nos. 2, 3, 4, February, March, Apr. 1995, pp. 659-668.
- De Gaudenzi et al., "APSK Coded Modulation Schemes for Nonlinear Satellite Channels with High Power and Spectral Efficiency", American Institute of Aeronautics and Astronautics Paper AIAA 2002-1861,2002, 11 pages, Retrieved from: [http://www.dtic.upf.edu/~aguillen/home\\_upf/Publications\\_files/aiaa2001.pdf](http://www.dtic.upf.edu/~aguillen/home_upf/Publications_files/aiaa2001.pdf).
- De Gaudenzi et al., "Modem for High Order Modulation Schemes (MHOMS)", Retrieved from <http://citeseerx.ist.psu.edu/viewdoc/download?doi=10.1.1.127.5003&rep=rep1&type=pdf>, 2005, 12 pages.
- De Gaudenzi et al., "Performance Analysis of Turbo-Coded APSK Modulations over Nonlinear Satellite Channels", IEEE Transactions on Wireless Communications, vol. 5, No. 9, Sep. 6, 2006, 1536-1276, 12 pgs.
- De Gaudenzi et al., "Turbo-Coded APSK Modulations Design for Satellite Broadband Communications", International Journal of Satellite Communications and Networking, vol. 24, No. 4, Jul. 1, 2006, pp. 261-281.
- De Gaudenzi et al., "Turbo-coded APSK modulations design for satellite broadband communications", Wiley InterScience, Published online May 19, 2006, 21 pgs., DOI: 10.1002/sat.841.
- Fabregas et al., "Bit-Interleaved Coded Modulation", Foundations and Trends® in Communications and Information Theory, vol. 5, No. 1-2, pp. 1-153, <http://dx.doi.org/10.1561/01000000019>, Published: Nov. 30, 2008.
- Fabregas et al., "Bit-Interleaved Coded Modulation with Shaping", IEEE Information Theory Workshop (ITW), 2010, Conference: Aug. 30-Sep. 3, 2010, 5 pgs.
- Fabregas et al., "Error Probability of Bit-Interleaved Coded Modulation using the Gaussian Approximation", 2004 Conference on Information Sciences and Systems, Princeton University, Mar. 17-19, 2004, 7 pgs.
- Fabregas et al., "Impact of Signal Constellation Expansion on the Achievable Diversity of Pragmatic Bit-interleaved Space-Time Codes", IEEE Transactions on Wireless Communications, vol. 5, Issue 8, Aug. 2006, 15 pgs.
- Farid, et al. "Design of Non-Uniform Capacity-Approaching Signaling for Optical Wireless Intensity Channels", IEEE International Symposium on Information Theory, 2008, Conference: Jul. 6-11, 2008, pp. 2327-2331.
- Farid et al., "Channel Capacity and Non-Uniform Signalling for Free-Space Optical Intensity Channels", IEEE Journal on Selected Areas in Communications, vol. 27, No. 9, Dec. 2009, 12 pgs.
- Otnes et al., "Adaptive Data Rate using ARQ and Nonuniform Constellations", Vehicular Technology Conference pp. 1211-1215, 2001.
- Proakis et al., "Digital Communications", McGraw-Hill Higher Education, Fifth Edition, 2008, (presented in five parts).
- Raphaelli et al., "An Improved Pragmatic Turbo Encoding Scheme for High Spectral Efficiency Using Constellation Shaping", IEEE International Conference on Communications, ICC 2003, Conference May 11-15, 2003, Anchorage, AK, USA, 6 pgs.

(56)

## References Cited

## OTHER PUBLICATIONS

- Raphaelli et al., "Constellation Shaping for Pragmatic Turbo-Coded Modulation with High Spectral Efficiency", IEEE Transactions on Communications, Mar. 2004, vol. 52, No. 3, pp. 341-345.
- Ruotsalainen et al., "On the construction of the higher dimensional constellations", ISIT 2000, Lausanne, Switzerland, Jun. 30-Jul. 5, 2002, p. 490.
- Sawaya, "Performance optimization for capacity-approaching channel coding schemes", XP055604929 Ph.D. report, ENST Paris, France Mar. 31, 2002.
- Sawaya et al., "Multilevel coded modulations based on asymmetric constellations", Proceedings of The 2001 IEEE International Symposium On Information Theory Newyork, NY: IEEE, US, Jun. 24, 2001, pp. 281-281.
- Schreckenach et al., "Signal Shaping Using Non-Unique Symbol Mappings", Proceedings of the 43rd Annual Allerton Conference on Communication, Control and Computing, Sep. 2005, 10 pgs.
- Schreckenbach, Frank "Iterative Decoding of Bit-Interleaved Coded Modulation", Dissertation, Technische Universitat Munchen, 2007, 169 pgs.
- Shannon et al., "A Mathematical Theory of Communication", The Bell System Technical Journal, vol. 27, July, Oct. 1948, 379-423, 623-656.
- Shannon et al., "The Mathematical Theory of Communication", The University of Illinois Press, 1964, 131 pgs.
- Shen et al., "On the Design of Modern Multilevel Coded Modulation for Unequal Error Protection", IEEE International Conference on Communications, 2008. ICC '08., Conference: May 19-23, 2008, 6 pgs.
- Sklar, Bernard "Digital Communications, Fundamentals and Applications", Prentice Hall PTR, Second Edition, 2001, 953 pgs.
- Sommer et al., "Signal Shaping by Non-Uniform QAM for AWGN Channels and Applications Using Turbo Coding", ITG Conference on Source and Channel Coding, Jan. 31, 2000, pp. 81-86, XP055110228.
- Souto et al., "Iterative Detection and Channel Estimation for WCDMA Systems Employing Non-Uniform QAM Constellations", IST Mobile and Wireless Communications Summit, Jun. 2006, 6 pgs.
- Souto et al., "Iterative Turbo Multipath Interference Cancellation for WCDMA System with Non-Uniform Modulation", IEEE, 2005, 5 pgs.
- Souto et al., "Non-Uniform Constellations for Broadcasting and Multicasting Services in WCDMA Systems", Retrieved from: <http://www.eurasip.org/Proceedings/Ext/IST05/papers/424.pdf>, Jun. 19-23, 2005, 5 pgs.
- Srinivasan et al., "A New Scheme to Reduce Complexity of APP decoders working on the Dual Code", 2006 IEEE 63rd Vehicular Technology Conference, Conference May 7-10, 2006, Melbourne, VIC, Australia, Published Sep. 18, 2006, DOI: 10.1109/VETECS.2006.1683060, 5 pgs.
- Stierstorfer et al., "(Gray) Mappings for Bit-Interleaved Coded Modulation", 2007 IEEE 65th Vehicular Technology Conference, Conference May 22-25, 2007, Dublin, Ireland, Published May 29, 2007, DOI: 10.1109/VETECS.2007.354, 5 pgs.
- Stierstorfer et al., "Asymptotically Optimal Mappings for BICM with M-PAM and M- $\rightarrow$ -PAM", Retrieved from: [http://www.lit.lnt.de/papers/elet\\_set\\_part\\_cst\\_2009.pdf](http://www.lit.lnt.de/papers/elet_set_part_cst_2009.pdf), Draft, Jul. 13, 2009, 6 pgs.
- Stierstorfer et al., "Optimizing BICM with convolutional codes for transmission over the AWGN channel", Int. Zurich Seminar on Communications (IZS), Mar. 3-5, 2010, 5 pgs.
- Stott et al., "Proposal in response to DVB-T2 Call for Technologies: Non-uniform QAM", BBC Research, Jun. 4, 2007, 12 pgs.
- Sun et al., "Approaching Capacity by Equiprobable Signaling on the Gaussian Channel", IEEE Transactions on Information Theory, Sep. 1993, vol. 39, No. 5, pp. 1714-1716.
- Tan et al., "Analysis and Design of Interleaver Mappings for Iteratively Decoded BICM", 2002 IEEE International Conference on Communications, Conference Proceedings, ICC 2002, Conference Apr. 28, 2002-May 2, 2002, New York, New York, pp. 1403-1407, DOI: 10.1109/ICC.2002.997081.
- Theodorakopoulos et al., "Comparison of Uniform and Non-uniform M-QAM Schemes for Mobile Video Applications", Proceedings of the 2005 Systems Communications, 2005, Conference: Aug. 14-17, 2005, 6 pgs.
- Torres et al., "G.gen: New proposal of Turbo Codes for ADSL modems", ITU Telecommunication Standardization Sector, Temporary Document No. BA-020R1, Study Group 15, Antwerp, Belgium, Jun. 19-23, 2000, 29 pgs.
- Tran et al., "Signal Mappings of 8-Ary Constellations for BICM-ID Systems Over a Rayleigh Fading Channel", Canadian Conference on Electrical and Computer Engineering, 2004, pp. 1809-1813.
- Ungerboeck et al., "Channel Coding with Multilevel/Phase Signals", IEEE Transactions on Information Theory, Jan. 1982, vol. IT-28, No. 1, pp. 55-67.
- Ureten et al., "Decision Directed Iterative Equalization of OFDM Symbols Using Non-Uniform Interpolation", IEEE Vehicular Technology Conference, Conference Date: Sep. 25-28, 2006, Montreal, Canada, pp. 1090-3038, DOI: 10.1109/VTCF.2006.422.
- Valles et al., "Constellation Design for Improved Iterative LDPC Decoding", Aerospace Conference, 2008 IEEE, Conference: Mar. 1-8, 2008, Big Sky, MT, USA, DOI: 10.1109/AERO.2008.4526371, 7 pgs.
- Vithaladevuni et al., "A Recursive Algorithm for the Exact BER Computation of Generalized Hierarchical QAM Constellations", IEEE Transactions on Information Theory, vol. 49, No. 1, Jan. 14, 2003, pp. 297-307.
- Von Deetzen et al., "On Code Design for Unequal Error Protection Multilevel Coding", 7th International ITG Conference on Source and Channel Coding (SCC), 2008, Conference: Jan. 14-16, 2008, 4 pgs.
- Wang et al., "Shaping Gain for AWGN Channel by Non-Uniform Constellation in LDPC-Coded System", 11th IEEE Singapore International Conference on Communication Systems, 2008, ICCS 2008, Conference: Nov. 19-21, 2008, pp. 1302-1306.
- Wu et al., "Non-uniform and Large Distance Constellation Design for Hierarchical Modulation", 2010 IEEE International Conference on Communications (ICC), Conference: May 23-27, 2010, 5 pgs.
- Xie et al., "Bit-Interleaved LDPC-Coded Modulation with Iterative Demapping and Decoding", IEEE 69th Vehicular Technology Conference, Barcelona, Spain, Date of Conference Apr. 26-29, 2009, 5 pgs.
- Xie et al., "On the Channel Capacity and Iterative Demapping of Generalized 4PAM over AWGN Channel", 11th IEEE Singapore International Conference on Communication Systems, 2008. ICCS 2008. Dec. 2008, pp. 860-863.
- Yang et al., "A Novel BICM-ID System Approaching Shannon-Limit at High Spectrum Efficiency", IEICE Trans. Commun., vol. E94-B, No. 3, Mar. 2011, pp. 793-795.
- Yuan et al., "Robust Hierarchical Broadcasting for AWGN and Flat Rayleigh Fading Channels using Multilevel Codes", Proceedings of IEEE Fifth International Symposium on Communication Theory & Applications, ISCTA'99, Ambleside, UK, 1999, S. 3 pgs.
- Yuan et al., "Two-Level Unequal Error Protection Scheme in Image Transmission System Using Multilevel Codes in Rayleigh Fading Channel", 2001 MILCOM Proceedings Communications for Network-Centric Operations: Creating the Information Force, Conference Date: Oct. 28-31, 2001, McLean, VA, pp. 1445-1449, DOI: 10.1109/MILCOM.2001.986094.
- Zesong et al., "Shaping Gain by Non-Uniform QAM Constellation with Binary Turbo Coded Modulation", Personal, Indoor and Mobile Radio Communications, IEEE, Sep. 7, 2003, vol. 2. pp. 1863-1867, XP010678797.
- Zhang et al., "A New Constellation Shaping Method and Its Performance Evaluation in BICM-ID", IEEE 70th Vehicular Technology Conference Fall (VTC 2009-Fall). Conference: Sep. 20-23, 2009, 5 pgs.
- Zheng et al., "Shaping Gain of LDPC Coded-QAM Transmitting Systems with Non-Uniform Constellation", IEEE, pp. 6-9, 2007.
- Forney, et al. "Multidimensional Constellations—Part II: Voronoi Constellations", IEEE Journal on Selected Areas in Communications, Aug. 1989, vol. 7, No. 6, pp. 941-958.

(56)

## References Cited

## OTHER PUBLICATIONS

- Forney, Jr. et al., "Efficient Modulation for Band-Limited Channels", *IEEE Journal on Selected Areas in Communications*, Sep. 1984, vol. SAC-2, No. 5, pp. 632-647.
- Forney, Jr. et al., "Multidimensional Constellations—Part I: Introduction, Figures of Merit, and Generalized Cross Constellations", *IEEE Journal on Selected Areas in Communication*, Aug. 1989, vol. 7, No. 6, pp. 877-892.
- Foschini et al., "Optimization of Two-Dimensional Signal Constellations in the Presence of Gaussian Noise", *IEEE Transactions on Communications*, Jan. 1974, vol. Com-22, No. 1, pp. 28-38.
- Fragouli et al., "Serially Concatenated Coding for Broadcasting S-UMTS Applications", *IEEE 7th Int. Symp. on Spread-Spectrum Tech. & Appl.*, Prague, Czech Republic, Sep. 2-5, 2002, pp. 697-701.
- Fragouli et al., "Turbo Codes with Non-Uniform Constellations", *IEEE Int. Conf. Commun.*, Jun. 2001, pp. 70-73.
- Gallager, Rober G. "Low-Density Parity-Check Codes", Dissertation, Massachusetts Institute of Technology, 1963, 90 pgs.
- Goff et al., "Channel capacity of bit-interleaved coded modulation schemes using 8-ary signal constellations", *Electronics Letters*, vol. 38, Issue 4, Feb. 14, 2002, pp. 187-188.
- Goff et al., "Signal Constellations for Bit-Interleaved Coded Modulation", *IEEE Transactions on Information Theory*, vol. 49, Issue 1, Jan. 2003, pp. 307-313.
- Hamkins et al., "Asymptotically Dense Spherical Codes—Part I: Wrapped Spherical Codes", *IEEE Transactions on Information Theory*, Nov. 1997, vol. 43, No. 6, pp. 1774-1785.
- Hamkins et al., "Asymptotically Dense Spherical Codes—Part II Laminated Spherical Codes", *IEEE Transactions on Information Theory*, Nov. 1997, vol. 43, No. 6, pp. 1786-1798.
- Hargrave, Frank "Hargrave's Communications Dictionary", Wiley-IEEE Press, 2001, 928 pgs.
- Haynes et al., "Microsoft Computer Dictionary", Microsoft Press, 5th Edition, 2002, 648 pgs, ISBN: 0-7356-1495-4.
- Hossain et al., "BICM Transmission using Non-Uniform QAM Constellations: Performance Analysis and Design", *IEEE International Conference on Communications (ICC)*, 2010, Conference: May 23-27, 2010, 7 pgs.
- Hossain et al., "Constellation and Interleaver Design for BICM", *Global Telecommunications Conference (GLOBECOM 2011)*, 2011 IEEE, Conference: Dec. 5-9, 2011, 7 pgs.
- Hossain et al., "Towards Fully Optimized BICM Transceivers", *Arxiv.org*, Dec. 8, 2010, 31 pgs.
- Isaka et al., "Error performance analysis of multilevel coded asymmetric 8-PSK modulation with multistage decoding and unequal error protection", *1998 IEEE International Symposium On Cambridge, MA, USA Aug. 16-21, Aug. 16, 1998 p. 210*.
- Jo et al., "An Advanced Hierarchical Modulation with Rotated Constellation", *The 12th International Conference on Advanced Communication Technology (ICACT)*, 2010, Conference: Feb. 7-10, 2010, pp. 515-518.
- Kayhan et al., "Constellation Design for Transmission over Non-linear Satellite Channels", *arXiv*, Oct. 5, 2012, arXiv: 1210.1762v1, 7 pgs.
- Kayhan et al., "Joint Signal-Labeling Optimization for Pragmatic Capacity under Peak-Power Constraint", *Global Telecommunications Conference (GLOBECOM 2010)*, 2010 IEEE, Conference Dec. 6-10, 2010, Miami, FL, USA, 6 pgs.
- Khandani et al., "Application of Shaping Technique to Multi-level Turbo-coded Modulation", 2002, 5 pgs.
- Khandani et al., "Application of Shaping Technique to Multi-level Turbo-coded Modulation", University of Waterloo, Department of Electrical and Computer Engineering, Waterloo, Ontario, Canada, Technical Report UW-E&CE#02-07, May 30, 2002, 24 pgs.
- Khoo et al., "Bit Interleaved Coded Modulation with Iterative Decoding Using Constellation Shaping", *IEEE Transactions on Communications*, Oct. 2006, 5 pgs.
- Kschischang et al., "Optimal Nonuniform Signaling for Gaussian Channels", *IEEE*, pp. 913-929, 1993.
- Le Goff, "Signal Constellations for Bit-Interleaved Coded Modulation", *IEEE Transactions on Information Theory*, vol. 49, No. 1, Jan. 2003, pp. 307-313, DOI: 10.1109/TIT.2002.806152.
- Lee et al., "Hierarchical Constellation Based Adaptive Relay Scheme in Multi-Hop Networks", *IEEE Communication Letters*, vol. 11, No. 3, Mar. 2007, pp. 225-227.
- Limpaphayom et al., "Power- and Bandwidth-Efficient Communications Using LDPC Codes", *IEEE Transactions on Communications*, vol. 52, No. 3, Mar. 2004, pp. 350-354.
- Liolis et al., "Amplitude Phase Shift Keying Constellation Design and its Applications to Satellite Digital Video Broadcasting", Retrieved from: [http://www.dtic.upf.edu/~aguillen/home\\_upf/Publications\\_files/apsk\\_chapter.pdf](http://www.dtic.upf.edu/~aguillen/home_upf/Publications_files/apsk_chapter.pdf), Jun. 1, 2009, 28 pgs.
- Liolis et al., "On 64-APSK Constellation Design Optimization", 2008 10th International Workshop on Signal Processing for Space Communications, Conference Date: Oct. 6-8, 2008, Rhodes Island, Greece, 7 pgs.
- Liu et al., "APSK Constellation with Gray Mapping", *IEEE Communications Letters*, vol. 15, Issue 12, Dec. 2011, pp. 127-1273, Date of Publication Oct. 31, 2011.
- Loghin et al., "Non-Uniform Constellations for ATSC 3.0", *IEEE Transactions on Broadcasting*, vol. 62, No. 1, Mar. 2016, pp. 197-203.
- Long Duan et al., "Approaching the AWGN Channel Capacity without Active Shaping", *Proceedings of the International Symposium on Information Theory*, pp. 374, 1997.
- Ma et al., "Coded Modulation Using Superimposed Binary Codes", *IEEE Transactions of Information Theory*, vol. 50, No. 12, Dec. 2004, pp. 3331-3343.
- MacKay et al., "Near Shannon Limit Performance of Low Density Parity Check Codes", Jul. 12, 1996, 4 pgs.
- Makowski, "On the Optimality of Uniform Pulse Amplitude Modulation", *IEEE Transactions on information Theory*, Dec. 2006, vol. 52, No. 12, pp. 5546-5549.
- Martinez et al., "Bit-Interleaved Coded Modulation in the Wideband Regime", Retrieved from: <https://arxiv.org/pdf/0710.4046.pdf>, Draft, Oct. 22, 2007, 23 pgs.
- Martinez et al., "Coding and Modulation for the Additive Exponential Noise Channel", *IEEE International Symposium on Information Theory*, 2008. ISIT 2008, Conference: Jul. 6-11, 2008, 5 pgs.
- Meric et al., "Generic Approach for Hierarchical Modulation Performance Analysis: Application to DVB-SH and DVB-S2", Retrieved from: <https://arxiv.org/abs/1103.1742>, Submitted Mar. 9, 2011, Draft Mar. 10, 2011, 17 pgs.
- Mheich et al., "Constellation Shaping for Broadcast Channels in Practical Situations", *19th European Signal Processing Conference (EUSIPCO 2011)*, Barcelona, Spain, Aug. 29-Sep. 2, 2011, pp. 96-100.
- Milovanovic et al., "Simple Optimization Method of One-Dimensional M-PAM Constellations for the AWGN Channels", *4th International Conference on Telecommunications in Modern Satellite, Cable and Broadcasting Services*, Oct. 13-15, 1999, 4 pgs.
- Moore et al., "Pairwise Optimization of Modulation Constellations for Non-Uniform Sources", *Can. J. Elect. Computer Eng.*, 2009, vol. 34, No. 4, pp. 167-177.
- Muhammad, Nabil Sven "Coding and Modulation for Spectral Efficient Transmission", University of Stuttgart. Aug. 25, 2010 (<http://dx.doi.org/10.18419/opus-2676>).
- Muhammad et al., "Joint Optimization of Signal Constellation and Bit Labeling for Bit-Interleaved Coded Modulation with Iterative Decoding", *IEEE Communications Letters*, Sep. 2005, vol. 9, No. 9, pp. 775-777.
- Ngo et al., "A New Iterative Decoder for Turbo Codes on the Nonlinear Channel with Non-uniform 16QAM Modulation", *Turbo Coding 2006*, Apr. 3-7, 2006, Munich, 7 pgs.
- Ngo et al., "Performance of non-uniform 16QAM modulation over linear and nonlinear channels", *Electronics Letters*, vol. 42, Issue 9, Apr. 27, 2006, 2 pgs.
- "Exhibit C-01: Chindapol et al., Design, Analysis, and Performance Evaluation for BICM-ID with Square QAM Constellations in Rayleigh Fading Channels, *IEEE Journal On Selected Areas in Communications*, vol. 19, No. 5, May 2001", Defendant's P.R. 3-3 Invalidity Contentions for U.S. Pat. Nos. 8,842,761; 9,743,290;

(56)

## References Cited

## OTHER PUBLICATIONS

10,567,980; 10,693,700; 11,018,922; 11,019,509; 11,039,324, *Constellation Designs, LLC v. LG Electronics Inc., LG Electronics U.S.A., Inc., LG Electronics Alabama, Inc.*, Civil Action No. 2:21-cv-448, May 13, 2022, 99 pgs.

“Exhibit C-02: De Gaudenzi et al., Turbo-coded APSK modulations design for satellite broadband communications, Wiley InterScience”, Defendant’s P.R. 3-3 Invalidation Contentions for U.S. Pat. Nos. 8,842,761; 9,743,290; 10,567,980; 10,693,700; 11,018,922; 11,019,509; 11,039,324, *Constellation Designs, LLC v. LG Electronics Inc., LG Electronics U.S.A., Inc., LG Electronics Alabama, Inc.*, Civil Action No. 2:21-cv-448, May 13, 2022, 110 pgs.

“Exhibit C-03: U.S. Pat. No. 7,123,663 to De Gaudenzi et al.”, Defendant’s P.R. 3-3 Invalidation Contentions for U.S. Pat. Nos. 8,842,761; 9,743,290; 10,567,980; 10,693,700; 11,018,922; 11,019,509; 11,039,324, *Constellation Designs, LLC v. LG Electronics Inc., LG Electronics U.S.A., Inc., LG Electronics Alabama, Inc.*, Civil Action No. 2:21-cv-448, May 13, 2022, 121 pgs.

“Exhibit C-04: Le Goff, Signal Constellations for Bit-Interleaved Coded Modulation, IEEE Transactions On Information Theory, vol. 49, No. 1”, Defendant’s P.R. 3-3 Invalidation Contentions for U.S. Pat. Nos. 8,842,761; 9,743,290; 10,567,980; 10,693,700; 11,018,922; 11,019,509; 11,039,324, *Constellation Designs, LLC v. LG Electronics Inc., LG Electronics U.S.A., Inc., LG Electronics Alabama, Inc.*, Civil Action No. 2:21-cv-448, May 13, 2022, 95 pgs.

“Exhibit C-05: Ngo et al., Performance of non-uniform 16QAM modulation over linear and nonlinear channels, Electronics Letters”, Defendant’s P.R. 3-3 Invalidation Contentions for U.S. Pat. Nos. 8,842,761; 9,743,290; 10,567,980; 10,693,700; 11,018,922; 11,019,509; 11,039,324, *Constellation Designs, LLC v. LG Electronics Inc., LG Electronics U.S.A., Inc., LG Electronics Alabama, Inc.*, Civil Action No. 2:21-cv-448, May 13, 2022, 101 pgs.

“Exhibit C-06: Ngo et al., A New Iterative Decoder for Turbo Codes on the Nonlinear Channel with Non-uniform 16QAM Modulation, Turbo-Coding-2006”, Defendant’s P.R. 3-3 Invalidation Contentions for U.S. Pat. Nos. 8,842,761; 9,743,290; 10,567,980; 10,693,700; 11,018,922; 11,019,509; 11,039,324, *Constellation Designs, LLC v. LG Electronics Inc., LG Electronics U.S.A., Inc., LG Electronics Alabama, Inc.*, Civil Action No. 2:21-cv-448, May 13, 2022, 103 pgs.

“Exhibit C-07: Sommer et al., Signal Shaping by Non-Uniform QAM for AWGN Channels and Applications Using Turbo Coding”, Defendant’s P.R. 3-3 Invalidation Contentions for U.S. Pat. Nos. 8,842,761; 9,743,290; 10,567,980; 10,693,700; 11,018,922; 11,019,509; 11,039,324, *Constellation Designs, LLC v. LG Electronics Inc., LG Electronics U.S.A., Inc., LG Electronics Alabama, Inc.*, Civil Action No. 2:21-cv-448, May 13, 2022, 130 pgs.

“Exhibit C-08: Stott, Proposal in response to DVB-T2 Call for Technologies: Non-uniform QAM, BBC Research”, Defendant’s P.R. 3-3 Invalidation Contentions for U.S. Pat. Nos. 8,842,761; 9,743,290; 10,567,980; 10,693,700; 11,018,922; 11,019,509; 11,039,324, *Constellation Designs, LLC v. LG Electronics Inc., LG Electronics U.S.A., Inc., LG Electronics Alabama, Inc.*, Civil Action No. 2:21-cv-448, May 13, 2022, 123 pgs.

“Exhibit C-09: Tan et al., Analysis and Design of Interleaver Mappings for Iteratively Decoded BICM”, Defendant’s P.R. 3-3 Invalidation Contentions for U.S. Pat. Nos. 8,842,761; 9,743,290; 10,567,980; 10,693,700; 11,018,922; 11,019,509; 11,039,324, *Constellation Designs, LLC v. LG Electronics Inc., LG Electronics U.S.A., Inc., LG Electronics Alabama, Inc.*, Civil Action No. 2:21-cv-448, May 13, 2022, 102 pgs.

“Exhibit C-10: Ureten et al., Decision Directed Iterative Equalization of OFDM Symbols Using Non-Uniform Interpolation”, Defendant’s P.R. 3-3 Invalidation Contentions for U.S. Pat. Nos. 8,842,761; 9,743,290; 10,567,980; 10,693,700; 11,018,922; 11,019,509; 11,039,324, *Constellation Designs, LLC v. LG Electronics Inc., LG Electronics U.S.A., Inc., LG Electronics Alabama, Inc.*, Civil Action No. 2:21-cv-448, May 13, 2022, 81 pgs.

“Exhibit C-11: Zesong et al., Shaping Gain by Non-Uniform QAM Constellation with Binary Turbo Coded Modulation, The 14th IEEE

2003 International Symposium on Personal, Indoor and Mobile Radio Communication Proceedings”, Defendant’s P.R. 3-3 Invalidation Contentions for U.S. Pat. Nos. 8,842,761; 9,743,290; 10,567,980; 10,693,700; 11,018,922; 11,019,509; 11,039,324, *Constellation Designs, LLC v. LG Electronics Inc., LG Electronics U.S.A., Inc., LG Electronics Alabama, Inc.*, Civil Action No. 2:21-cv-448, May 13, 2022, 112 pgs.

“Exhibit C-12: Bernard Sklar, Digital Communications Fundamentals and Applications”, Defendant’s P.R. 3-3 Invalidation Contentions for U.S. Patent Nos. 8,842,761; 9,743,290; 10,567,980; 10,693,700; 11,018,922; 11,019,509; 11,039,324, *Constellation Designs, LLC v. LG Electronics Inc., LG Electronics U.S.A., Inc., LG Electronics Alabama, Inc.*, Civil Action No. 2:21-cv-448, May 13, 2022, 40 pgs.

“Exhibit D-01: Fitz, Jones, Barsoum, Constellation Design via Capacity Maximization, ISIT2007, Nice, France”, Defendant’s P.R. 3-3 Invalidation Contentions for U.S. Pat. Nos. 8,842,761; 9,743,290; 10,567,980; 10,693,700; 11,018,922; 11,019,509; 11,039,324, *Constellation Designs, LLC v. LG Electronics Inc., LG Electronics U.S.A., Inc., LG Electronics Alabama, Inc.*, Civil Action No. 2:21-cv-448, May 13, 2022, 115 pgs.

“Exhibit D-02: De Gaudenzi et al., Turbo-coded APSK modulations design for satellite broadband communications, Wiley InterScience”, Defendant’s P.R. 3-3 Invalidation Contentions for U.S. Pat. Nos. 8,842,761; 9,743,290; 10,567,980; 10,693,700; 11,018,922; 11,019,509; 11,039,324, *Constellation Designs, LLC v. LG Electronics Inc., LG Electronics U.S.A., Inc., LG Electronics Alabama, Inc.*, Civil Action No. 2:21-cv-448, May 13, 2022, 138 pgs.

“Exhibit D-03: ETSI EN 300 744 V1.5.1, Digital Video Broadcasting (DVB) Framing structure, channel coding and modulation for digital terrestrial television”, Defendant’s P.R. 3-3 Invalidation Contentions for U.S. Pat. Nos. 8,842,761; 9,743,290; 10,567,980; 10,693,700; 11,018,922; 11,019,509; 11,039,324, *Constellation Designs, LLC v. LG Electronics Inc., LG Electronics U.S.A., Inc., LG Electronics Alabama, Inc.*, Civil Action No. 2:21-cv-448, May 13, 2022, 151 pgs.

“Exhibit D-04: ETSI EN 302 307 V1.1.2, Digital Video Broadcasting (DVB); Second generation framing structure, channel coding and modulation systems for Broadcasting, Interactive Services, News Gathering and other broadband satellite applications”, Defendant’s P.R. 3-3 Invalidation Contentions for U.S. Pat. Nos. 8,842,761; 9,743,290; 10,567,980; 10,693,700; 11,018,922; 11,019,509; 11,039,324, *Constellation Designs, LLC v. LG Electronics Inc., LG Electronics U.S.A., Inc., LG Electronics Alabama, Inc.*, Civil Action No. 2:21-cv-448, May 13, 2022, 140 pgs.

“Exhibit D-05: U.S. Patent Application Publication No. 2004/0054960 to Eroz et al.”, Defendant’s P.R. 3-3 Invalidation Contentions for U.S. Pat. Nos. 8,842,761; 9,743,290; 10,567,980; 10,693,700; 11,018,922; 11,019,509; 11,039,324, *Constellation Designs, LLC v. LG Electronics Inc., LG Electronics U.S.A., Inc., LG Electronics Alabama, Inc.*, Civil Action No. 2:21-cv-448, May 13, 2022, 122 pgs.

“Exhibit D-06: U.S. Patent Application Publication No. 2007/0044000 to Shen et al.”, Defendant’s P.R. 3-3 Invalidation Contentions for U.S. Pat. Nos. 8,842,761; 9,743,290; 10,567,980; 10,693,700; 11,018,922; 11,019,509; 11,039,324, *Constellation Designs, LLC v. LG Electronics Inc., LG Electronics U.S.A., Inc., LG Electronics Alabama, Inc.*, Civil Action No. 2:21-cv-448, May 13, 2022, 153 pgs.

“Exhibit D-07: U.S. Patent Application Publication No. 2004/0258177 to Shen et al.”, Defendant’s P.R. 3-3 Invalidation Contentions for U.S. Pat. Nos. 8,842,761; 9,743,290; 10,567,980; 10,693,700; 11,018,922; 11,019,509; 11,039,324, *Constellation Designs, LLC v. LG Electronics Inc., LG Electronics U.S.A., Inc., LG Electronics Alabama, Inc.*, Civil Action No. 2:21-cv-448, May 13, 2022, 154 pgs.

“Exhibit D-08: U.S. Patent Application Publication No. 2004/0252791 to Shen et al.”, Defendant’s P.R. 3-3 Invalidation Contentions for U.S. Pat. Nos. 8,842,761; 9,743,290; 10,567,980; 10,693,700; 11,018,922; 11,019,509; 11,039,324, *Constellation Designs, LLC v. LG Electronics Inc., LG Electronics U.S.A., Inc., LG Electronics Alabama, Inc.*, Civil Action No. 2:21-cv-448, May 13, 2022, 155 pgs.

(56)

## References Cited

## OTHER PUBLICATIONS

“Exhibit D-09: Torres et al., New proposal of Turbo Codes for ADSL modems, Vocal Technologies Ltd., ITU—Telecommunication Standardization Sector, Antwerp, Belgium, Jun. 19-23, 2000”, Defendant’s P.R. 3-3 Invalidation Contentions for U.S. Pat. Nos. 8,842,761; 9,743,290; 10,567,980; 10,693,700; 11,018,922; 11,019,509; 11,039,324, *Constellation Designs, LLC v. LG Electronics Inc., LG Electronics U.S.A., Inc., LG Electronics Alabama, Inc.*, Civil Action No. 2:21-cv-448, May 13, 2022, 116 pgs.

“Exhibit D-10: U.S. Pat. No. 7,173,978 to Zhang et al.”, Defendant’s P.R. 3-3 Invalidation Contentions for U.S. Pat. Nos. 8,842,761; 9,743,290; 10,567,980; 10,693,700; 11,018,922; 11,019,509; 11,039,324, *Constellation Designs, LLC v. LG Electronics Inc., LG Electronics U.S.A., Inc., LG Electronics Alabama, Inc.*, Civil Action No. 2:21-cv-448, May 13, 2022, 144 pgs.

“Exhibit D-11: Bernard Sklar, Digital Communications Fundamentals and Applications”, Defendant’s P.R. 3-3 Invalidation Contentions for U.S. Pat. Nos. 8,842,761; 9,743,290; 10,567,980; 10,693,700; 11,018,922; 11,019,509; 11,039,324, *Constellation Designs, LLC v. LG Electronics Inc., LG Electronics U.S.A., Inc., LG Electronics Alabama, Inc.*, Civil Action No. 2:21-cv-448, May 13, 2022, 41 pgs.

“Exhibit E-01: International Patent Publication No. WO 2014/195303 A1 to Stadelmeier et al.”, Defendant’s P.R. 3-3 Invalidation Contentions for U.S. Pat. Nos. 8,842,761; 9,743,290; 10,567,980; 10,693,700; 11,018,922; 11,019,509; 11,039,324, *Constellation Designs, LLC v. LG Electronics Inc., LG Electronics U.S.A., Inc., LG Electronics Alabama, Inc.*, Civil Action No. 2:21-cv-448, May 13, 2022, 204 pgs.

“Exhibit E-02: U.S. Pat. No. 8,503,550 Ko et al.”, Defendant’s P.R. 3-3 Invalidation Contentions for U.S. Pat. Nos. 8,842,761; 9,743,290; 10,567,980; 10,693,700; 11,018,922; 11,019,509; 11,039,324, *Constellation Designs, LLC v. LG Electronics Inc., LG Electronics U.S.A., Inc., LG Electronics Alabama, Inc.*, Civil Action No. 2:21-cv-448, May 13, 2022, 222 pgs.

“Exhibit E-03: U.S. Patent Application Publication No. 2004/0252791 to Shen et al.”, Defendant’s P.R. 3-3 Invalidation Contentions for U.S. Pat. Nos. 8,842,761; 9,743,290; 10,567,980; 10,693,700; 11,018,922; 11,019,509; 11,039,324, *Constellation Designs, LLC v. LG Electronics Inc., LG Electronics U.S.A., Inc., LG Electronics Alabama, Inc.*, Civil Action No. 2:21-cv-448, May 13, 2022, 196 pgs.

“Exhibit E-04: U.S. Patent Application Publication No. 2007/0118787 to Schmidt”, Defendant’s P.R. 3-3 Invalidation Contentions for U.S. Pat. Nos. 8,842,761; 9,743,290; 10,567,980; 10,693,700; 11,018,922; 11,019,509; 11,039,324, *Constellation Designs, LLC v. LG Electronics Inc., LG Electronics U.S.A., Inc., LG Electronics Alabama, Inc.*, Civil Action No. 2:21-cv-448, May 13, 2022, 127 pgs.

“Exhibit E-05: ATSC 3.0 Standard: Physical Layer Protocol, Document No. A/322:2016 dated Sep. 7, 2016”, Defendant’s P.R. 3-3 Invalidation Contentions for U.S. Pat. Nos. 8,842,761; 9,743,290; 10,567,980; 10,693,700; 11,018,922; 11,019,509; 11,039,324, *Constellation Designs, LLC v. LG Electronics Inc., LG Electronics U.S.A., Inc., LG Electronics Alabama, Inc.*, Civil Action No. 2:21-cv-448, May 13, 2022, 197 pgs.

“Exhibit E-06: Harm S. Cronie, Coding and Modulation for Power and Bandwidth Efficient Communication, Ph.D. Dissertation, University of Twente, Enschede, The Netherlands, 2008”, Defendant’s P.R. 3-3 Invalidation Contentions for U.S. Pat. Nos. 8,842,761; 9,743,290; 10,567,980; 10,693,700; 11,018,922; 11,019,509; 11,039,324, *Constellation Designs, LLC v. LG Electronics Inc., LG Electronics U.S.A., Inc., LG Electronics Alabama, Inc.*, Civil Action No. 2:21-cv-448, May 13, 2022, 290 pgs.

“Exhibit E-07: U.S. Patent Application Publication No. 2008/0200114 A1 to Eberlein et al.”, Defendant’s P.R. 3-3 Invalidation Contentions for U.S. Pat. Nos. 8,842,761; 9,743,290; 10,567,980; 10,693,700; 11,018,922; 11,019,509; 11,039,324, *Constellation Designs, LLC v. LG Electronics Inc., LG Electronics U.S.A., Inc., LG Electronics Alabama, Inc.*, Civil Action No. 2:21-cv-448, May 13, 2022, 167 pgs.

“Exhibit E-08: Bernard Sklar, Digital Communications Fundamentals and Applications”, Defendant’s P.R. 3-3 Invalidation Contentions for U.S. Pat. Nos. 8,842,761; 9,743,290; 10,567,980; 10,693,700; 11,018,922; 11,019,509; 11,039,324, *Constellation Designs, LLC v. LG Electronics Inc., LG Electronics U.S.A., Inc., LG Electronics Alabama, Inc.*, Civil Action No. 2:21-cv-448, May 13, 2022, 41 pgs.

“Exhibit F-01: Cronie, Superposition Coding for Power- and Bandwidth Efficient Communication over the Gaussian Channel, ISIT2007, Nice, France, Jun. 24-Jun. 29, 2007”, Defendant’s P.R. 3-3 Invalidation Contentions for U.S. Pat. Nos. 8,842,761; 9,743,290; 10,567,980; 10,693,700; 11,018,922; 11,019,509; 11,039,324, *Constellation Designs, LLC v. LG Electronics Inc., LG Electronics U.S.A., Inc., LG Electronics Alabama, Inc.*, Civil Action No. 2:21-cv-448, May 13, 2022, 148 pgs.

“Exhibit F-02: International Publication No. WO 2006/089569 to Bauch et al.”, Defendant’s P.R. 3-3 Invalidation Contentions for U.S. Pat. Nos. 8,842,761; 9,743,290; 10,567,980; 10,693,700; 11,018,922; 11,019,509; 11,039,324, *Constellation Designs, LLC v. LG Electronics Inc., LG Electronics U.S.A., Inc., LG Electronics Alabama, Inc.*, Civil Action No. 2:21-cv-448, May 13, 2022, 153 pgs.

“Exhibit F-03: Bauch et al., Turbo modulation and coding: Design and evaluation of iterative bit-interleaved coded modulation methods for wireless systems beyond 3G, Wiley InterScience”, Defendant’s P.R. 3-3 Invalidation Contentions for U.S. Pat. Nos. 8,842,761; 9,743,290; 10,567,980; 10,693,700; 11,018,922; 11,019,509; 11,039,324, *Constellation Designs, LLC v. LG Electronics Inc., LG Electronics U.S.A., Inc., LG Electronics Alabama, Inc.*, Civil Action No. 2:21-cv-448, May 13, 2022, 126 pgs.

“Exhibit F-04: CN1490972A to Chen et al.”, Defendant’s P.R. 3-3 Invalidation Contentions for U.S. Patent Nos. 8,842,761; 9,743,290; 10,567,980; 10,693,700; 11,018,922; 11,019,509; 11,039,324, *Constellation Designs, LLC v. LG Electronics Inc., LG Electronics U.S.A., Inc., LG Electronics Alabama, Inc.*, Civil Action No. 2:21-cv-448, May 13, 2022, 140 pgs.

“Exhibit F-05: Chen et al., An Adaptive Coded Modulation Scheme Associated with Improved HARQ, The 14th IEEE 2003 International Symposium on Personal, Indoor and Mobile Radio Communication Proceedings”, Defendant’s P.R. 3-3 Invalidation Contentions for U.S. Pat. Nos. 8,842,761; 9,743,290; 10,567,980; 10,693,700; 11,018,922; 11,019,509; 11,039,324, *Constellation Designs, LLC v. LG Electronics Inc., LG Electronics U.S.A., Inc., LG Electronics Alabama, Inc.*, Civil Action No. 2:21-cv-448, May 13, 2022, 166 pgs.

“Exhibit F-06: De Gaudenzi et al., Turbo-coded APSK modulations design for satellite broadband communications, Wiley InterScience”, Defendant’s P.R. 3-3 Invalidation Contentions for U.S. Pat. Nos. 8,842,761; 9,743,290; 10,567,980; 10,693,700; 11,018,922; 11,019,509; 11,039,324, *Constellation Designs, LLC v. LG Electronics Inc., LG Electronics U.S.A., Inc., LG Electronics Alabama, Inc.*, Civil Action No. 2:21-cv-448, May 13, 2022, 112 pgs.

“Exhibit F-07: Ngo et al., Performance of non-uniform 16QAM modulation over linear and nonlinear channels, Electronics Letters”, Defendant’s P.R. 3-3 Invalidation Contentions for U.S. Pat. Nos. 8,842,761; 9,743,290; 10,567,980; 10,693,700; 11,018,922; 11,019,509; 11,039,324, *Constellation Designs, LLC v. LG Electronics Inc., LG Electronics U.S.A., Inc., LG Electronics Alabama, Inc.*, Civil Action No. 2:21-cv-448, May 13, 2022, 157 pgs.

“Exhibit F-08: Ngo et al., A New Iterative Decoder for Turbo Codes on the Nonlinear Channel with Non-uniform 16QAM Modulation, Turbo-Coding-2006”, Defendant’s P.R. 3-3 Invalidation Contentions for U.S. Pat. Nos. 8,842,761; 9,743,290; 10,567,980; 10,693,700; 11,018,922; 11,019,509; 11,039,324, *Constellation Designs, LLC v. LG Electronics Inc., LG Electronics U.S.A., Inc., LG Electronics Alabama, Inc.*, Civil Action No. 2:21-cv-448, May 13, 2022, 188 pgs.

“Exhibit F-09: Bernard Sklar, Digital Communications Fundamentals and Applications”, Defendant’s P.R. 3-3 Invalidation Contentions for U.S. Pat. Nos. 8,842,761; 9,743,290; 10,567,980; 10,693,700; 11,018,922; 11,019,509; 11,039,324, *Constellation Designs, LLC v. LG Electronics Inc., LG Electronics U.S.A., Inc., LG Electronics Alabama, Inc.*, Civil Action No. 2:21-cv-448, May 13, 2022, 41 pgs.

“Exhibit G-01: Harm S. Cronie, Coding and Modulation for Power and Bandwidth Efficient Communication, Ph.D. Thesis, University



(56)

## References Cited

## OTHER PUBLICATIONS

of Twente, The Netherlands”, Defendant’s P.R. 3-3 Invalidation Contentions for U.S. Pat. Nos. 8,842,761; 9,743,290; 10,567,980; 10,693,700; 11,018,922; 11,019,509; 11,039,324, *Constellation Designs, LLC v. LG Electronics Inc., LG Electronics U.S.A., Inc., LG Electronics Alabama, Inc.*, Civil Action No. 2:21-cv-448, May 13, 2022, 258 pgs.

“Exhibit G-02: ETSI TR 101 190 V1.3.1, Digital Video Broadcasting (DVB) Implementation guidelines for DVB terrestrial services; Transmission aspects”, Defendant’s P.R. 3-3 Invalidation Contentions for U.S. Pat. Nos. 8,842,761; 9,743,290; 10,567,980; 10,693,700; 11,018,922; 11,019,509; 11,039,324, *Constellation Designs, LLC v. LG Electronics Inc., LG Electronics U.S.A., Inc., LG Electronics Alabama, Inc.*, Civil Action No. 2:21-cv-448, May 13, 2022, 129 pgs.

“Exhibit G-03: U.S. Patent Application Publication No. 2004/0252791 to Shen et al.”, Defendant’s P.R. 3-3 Invalidation Contentions for U.S. Pat. Nos. 8,842,761; 9,743,290; 10,567,980; 10,693,700; 11,018,922; 11,019,509; 11,039,324, *Constellation Designs, LLC v. LG Electronics Inc., LG Electronics U.S.A., Inc., LG Electronics Alabama, Inc.*, Civil Action No. 2:21-cv-448, May 13, 2022, 192 pgs.

“Exhibit G-04: International Patent Publication No. WO 2014/195303 A1 to Stadelmeier et al.”, Defendant’s P.R. 3-3 Invalidation Contentions for U.S. Pat. Nos. 8,842,761; 9,743,290; 10,567,980; 10,693,700; 11,018,922; 11,019,509; 11,039,324, *Constellation Designs, LLC v. LG Electronics Inc., LG Electronics U.S.A., Inc., LG Electronics Alabama, Inc.*, Civil Action No. 2:21-cv-448, May 13, 2022, 187 pgs.

“Exhibit G-05: 8,503,550 Ko et al., Apparatus for transmitting and receiving a signal and method of transmitting and receiving a signal”, Defendant’s P.R. 3-3 Invalidation Contentions for U.S. Pat. Nos. 8,842,761; 9,743,290; 10,567,980; 10,693,700; 11,018,922; 11,019,509; 11,039,324, *Constellation Designs, LLC v. LG Electronics Inc., LG Electronics U.S.A., Inc., LG Electronics Alabama, Inc.*, Civil Action No. 2:21-cv-448, May 13, 2022, 258 pgs.

“Exhibit G-06: ATSC 3.0 Standard: Physical Layer Protocol, Document No. A/322:2016 dated Sep. 7, 2016”, Defendant’s P.R. 3-3 Invalidation Contentions for U.S. Pat. Nos. 8,842,761; 9,743,290; 10,567,980; 10,693,700; 11,018,922; 11,019,509; 11,039,324, *Constellation Designs, LLC v. LG Electronics Inc., LG Electronics U.S.A., Inc., LG Electronics Alabama, Inc.*, Civil Action No. 2:21-cv-448, May 13, 2022, 146 pgs.

Extended European Search Report for European Application No. 18212572.4, Search completed May 27, 2019, dated Jun. 6, 2019, 13 Pgs.

Extended European Search Report for European Application No. 21189426.6, Search completed Feb. 15, 2022, dated Feb. 25, 2022, 12 Pgs.

In re Gilbert P. Hyatt, Appeal No. 83-551, 708 F.2d 712, United States Court of Appeals Federal Circuit, Jun. 6, 1983.

International Preliminary Report on Patentability for International Application No. PCT/US/2008/065994, Report completed Jun. 18, 2009, dated Jun. 30, 2009, 4 pgs.

International Preliminary Report on Patentability for International Application No. PCT/US2009/069881, Report completed Jan. 7, 2011, dated Jan. 14, 2011, 11 pgs.

International Search Report for International Application No. PCT/US2009/069881, Search completed Apr. 12, 2010, dated May 3, 2010, 2 pgs.

International Search Report for International Application No. PCT/US2008/065994, Search completed Oct. 3, 2008, dated Oct. 22, 2008, 2 pgs.

Notice of Allowance for U.S. Appl. No. 13/618,630, dated May 15, 2014, 10 pgs.

Supplementary European Search Report for European Application No. 08795885.6, Search completed Apr. 1, 2014, 8 pgs.

Written Opinion for International Application No. PCT/US2008/065994, completed Oct. 3, 2008, dated Oct. 22, 2008, 4 pgs.

Written Opinion for International Application No. PCT/US2009/0069881, completed Apr. 13, 2010, dated May 3, 2010, 9 pgs.

Defendant’s P.R. 3-3 Invalidation Contentions for U.S. Pat. Nos. 8,842,761; 9,743,290; 10,567,980; 10,693,700; 11,018,922; 11,019,509; 11,039,324, *Constellation Designs, LLC v. LG Electronics Inc., LG Electronics U.S.A., Inc., LG Electronics Alabama, Inc.*, Civil Action No. 2:21-cv-448, May 13, 2022, 131 pgs.

“ATSC Proposed Standard: Physical Layer Protocol (A/322)”, Advanced Television Systems Committee, No. S32-230r56, Jun. 29, 2016, 258 pgs.

“ATSC Recommended Practice: Guidelines for the Physical Layer Protocol (A/327)”, Advanced Television Systems Committee, No. A/327:2018, Oct. 2, 2018, 128 pgs.

“ATSC Standard: Physical Layer Protocol (A/322)”, Advanced Television Systems Committee, No. A/322:2016, Sep. 7, 2016, 258 pgs.

“Constellation Designs, Inc”, <https://constellationdesigns.com/>, 2020, Printed Jun. 2022.

“Digital Video Broadcasting (DVB); Extensions to the Common Interface Specification”, ETSI TS 101 699 V1.1.1, European Telecommunications Standards Institute, European Broadcasting Union, Nov. 1999, 83 pgs.

“Digital Video Broadcasting (DVB); Framing structure, channel coding and modulation for digital terrestrial television”, ETSI EN 300 744 V1.5.1, European Standard (Telecommunication series), European Telecommunications Standards Institute, European Broadcasting Union, Nov. 2004, 64 pages.

“Digital Video Broadcasting (DVB); Framing structure, channel coding and modulation for digital terrestrial television”, Final draft ETSI EN 300 744 V1.4.1, European Standard (Telecommunication series), European Telecommunications Standards Institute, European Broadcasting Union, Aug. 2000, 50 pages.

“Digital Video Broadcasting (DVB); Framing structure, channel coding and modulation for digital terrestrial television”, Final draft ETSI EN 300 744 V1.5.1, European Standard (Telecommunication series), European Telecommunications Standards Institute, European Broadcasting Union, Jun. 2004, 64 pages.

“Digital Video Broadcasting (DVB); Implementation guidelines for DVB terrestrial services; Transmission aspects”, ETSI TR 101 190 V1.3.1, European Telecommunications Standards Institute, European Broadcasting Union, Oct. 2008, 87 pages.

“Digital Video Broadcasting (DVB); Second generation framing structure, channel coding and modulation systems for Broadcasting, Interactive Services, News Gathering and other broadband satellite applications”, ETSI EN 302 307 V1.1.2, European Standard (Telecommunication series), European Telecommunications Standards Institute, European Broadcasting Union, Jun. 2006, 74 pages.

“Digital Video Broadcasting (DVB); Second generation framing structure, channel coding and modulation systems for Broadcasting, Interactive Services, News Gathering and other broadband satellite applications”, Final draft ETSI EN 302 307 V1.1.1, European Standard (Telecommunication series), European Telecommunications Standards Institute, Mar. 2005, 74 pages.

“DVB-C2 Call for Technology Response, Proposal on Constellation Design”, Corporate Research, Thomson, Inc. Jun. 16, 2008, 14 pgs.

“Exhibit A-01: Fitz, Jones, Barsoum, Constellation Design via Capacity Maximization, ISIT2007, Nice, France”, Defendant’s P.R. 3-3 Invalidation Contentions for U.S. Pat. Nos. 8,842,761; 9,743,290; 10,567,980; 10,693,700; 11,018,922; 11,019,509; 11,039,324, *Constellation Designs, LLC v. LG Electronics Inc., LG Electronics U.S.A., Inc., LG Electronics Alabama, Inc.*, Civil Action No. 2:21-cv-448, May 13, 2022, 52 pgs.

“Exhibit A-02: De Gaudenzi et al., Turbo-coded APSK modulations design for satellite broadband communications, Wiley InterScience”, Defendant’s P.R. 3-3 Invalidation Contentions for U.S. Pat. Nos. 8,842,761; 9,743,290; 10,567,980; 10,693,700; 11,018,922; 11,019,509; 11,039,324, *Constellation Designs, LLC v. LG Electronics Inc., LG Electronics U.S.A., Inc., LG Electronics Alabama, Inc.*, Civil Action No. 2:21-cv-448, May 13, 2022, 73 pgs.

“Exhibit A-03: U.S. Pat. No. 7,123,663 to De Gaudenzi et al.”, Defendant’s P.R. 3-3 Invalidation Contentions for U.S. Pat. Nos. 8,842,761; 9,743,290; 10,567,980; 10,693,700; 11,018,922; 11,019,509; 11,039,324, *Constellation Designs, LLC v. LG Electronics Inc., LG*

(56)

## References Cited

## OTHER PUBLICATIONS

*Electronics U.S.A., Inc., LG Electronics Alabama, Inc.*, Civil Action No. 2:21-cv-448, May 13, 2022, 103 pgs.

“Exhibit A-04: Le Goff, Signal Constellations for Bit-Interleaved Coded Modulation, IEEE Transactions On Information Theory, vol. 49, No. 1”, Defendant’s P.R. 3-3 Invalidity Contentions for U.S. Pat. Nos. 8,842,761; 9,743,290; 10,567,980; 10,693,700; 11,018,922; 11,019,509; 11,039,324, *Constellation Designs, LLC v. LG Electronics Inc., LG Electronics U.S.A., Inc., LG Electronics Alabama, Inc.*, Civil Action No. 2:21-cv-448, May 13, 2022, 52 pgs.

“Exhibit A-05: Ngo et al., Performance of non-uniform 16QAM modulation over linear and nonlinear channels, Electronic Letters”, Defendant’s P.R. 3-3 Invalidity Contentions for U.S. Pat. Nos. 8,842,761; 9,743,290; 10,567,980; 10,693,700; 11,018,922; 11,019,509; 11,039,324, *Constellation Designs, LLC v. LG Electronics Inc., LG Electronics U.S.A., Inc., LG Electronics Alabama, Inc.*, Civil Action No. 2:21-cv-448, May 13, 2022, 79 pgs.

“Exhibit A-06: Ngo et al., A New Iterative Decoder for Turbo Codes on the Nonlinear Channel with Non-uniform 16Qam Modulation, Turbo-Coding-2006”, Defendant’s P.R. 3-3 Invalidity Contentions for U.S. Pat. Nos. 8,842,761; 9,743,290; 10,567,980; 10,693,700; 11,018,922; 11,019,509; 11,039,324, *Constellation Designs, LLC v. LG Electronics Inc., LG Electronics U.S.A., Inc., LG Electronics Alabama, Inc.*, Civil Action No. 2:21-cv-448, May 13, 2022, 93 pgs.

“Exhibit A-07: Sommer et al., Signal Shaping by Non-Uniform QAM for AWGN Channels and Applications Using Turbo Coding”, Defendant’s P.R. 3-3 Invalidity Contentions for U.S. Pat. Nos. 8,842,761; 9,743,290; 10,567,980; 10,693,700; 11,018,922; 11,019,509; 11,039,324, *Constellation Designs, LLC v. LG Electronics Inc., LG Electronics U.S.A., Inc., LG Electronics Alabama, Inc.*, Civil Action No. 2:21-cv-448, May 13, 2022, 95 pgs.

“Exhibit A-08: Scott, Proposal in response to DVB-T2 Call for Technologies: Non-uniform QAM, BBC Research”, Defendant’s P.R. 3-3 Invalidity Contentions for U.S. Pat. Nos. 8,842,761; 9,743,290; 10,567,980; 10,693,700; 11,018,922; 11,019,509; 11,039,324, *Constellation Designs, LLC v. LG Electronics Inc., LG Electronics U.S.A., Inc., LG Electronics Alabama, Inc.*, Civil Action No. 2:21-cv-448, May 13, 2022, 81 pgs.

“Exhibit A-09: Tan et al., Analysis and Design of Interleaver Mappings for Iteratively Decoded BICM”, Defendant’s P.R. 3-3 Invalidity Contentions for U.S. Pat. Nos. 8,842,761; 9,743,290; 10,567,980; 10,693,700; 11,018,922; 11,019,509; 11,039,324, *Constellation Designs, LLC v. LG Electronics Inc., LG Electronics U.S.A., Inc., LG Electronics Alabama, Inc.*, Civil Action No. 2:21-cv-448, May 13, 2022, 68 pgs.

“Exhibit A-10: Ureten et al., Decision Directed Iterative Equalization of OFDM Symbols Using Non-Uniform Interpolation”, Defendant’s P.R. 3-3 Invalidity Contentions for U.S. Pat. Nos. 8,842,761; 9,743,290; 10,567,980; 10,693,700; 11,018,922; 11,019,509; 11,039,324, *Constellation Designs, LLC v. LG Electronics Inc., LG Electronics U.S.A., Inc., LG Electronics Alabama, Inc.*, Civil Action No. 2:21-cv-448, May 13, 2022, 45 pgs.

“Exhibit A-11: Zesong et al., Shaping Gain by Non-Uniform QAM Constellation with Binary Turbo Coded Modulation, The 14th IEEE 2003 International Symposium on Personal, Indoor and Mobile Radio Communication Proceedings”, Defendant’s P.R. 3-3 Invalidity Contentions for U.S. Pat. Nos. 8,842,761; 9,743,290; 10,567,980; 10,693,700; 11,018,922; 11,019,509; 11,039,324, *Constellation Designs, LLC v. LG Electronics Inc., LG Electronics U.S.A., Inc., LG Electronics Alabama, Inc.*, Civil Action No. 2:21-cv-448, May 13, 2022, 81 pgs.

“Exhibit A-12: Bernard Sklar, Digital Communications Fundamentals and Applications”, Defendant’s P.R. 3-3 Invalidity Contentions for U.S. Pat. Nos. 8,842,761; 9,743,290; 10,567,980; 10,693,700; 11,018,922; 11,019,509; 11,039,324, *Constellation Designs, LLC v. LG Electronics Inc., LG Electronics U.S.A., Inc., LG Electronics Alabama, Inc.*, Civil Action No. 2:21-cv-448, May 13, 2022, 39 pgs.

“Exhibit B-01: Harm S. Cronie, Coding and Modulation for Power and Bandwidth Efficient Communication, Ph.D. Thesis, University of Twente, The Netherlands (Sep. 11, 2008)”, Defendant’s P.R. 3-3

Invalidity Contentions for U.S. Pat. Nos. 8,842,761; 9,743,290; 10,567,980; 10,693,700; 11,018,922; 11,019,509; 11,039,324, *Constellation Designs, LLC v. LG Electronics Inc., LG Electronics U.S.A., Inc., LG Electronics Alabama, Inc.*, Civil Action No. 2:21-cv-448, May 13, 2022, 159 pgs.

“Exhibit B-02: U.S. Patent Application Publication No. 2004/0252791 to Shen et al.”, Defendant’s P.R. 3-3 Invalidity Contentions for U.S. Pat. Nos. 8,842,761; 9,743,290; 10,567,980; 10,693,700; 11,018,922; 11,019,509; 11,039,324, *Constellation Designs, LLC v. LG Electronics Inc., LG Electronics U.S.A., Inc., LG Electronics Alabama, Inc.*, Civil Action No. 2:21-cv-448, May 13, 2022, 180 pgs.

“Exhibit B-03: U.S. Patent Application Publication No. 2007/0118787 to Schmidt”, Defendant’s P.R. 3-3 Invalidity Contentions for U.S. Pat. Nos. 8,842,761; 9,743,290; 10,567,980; 10,693,700; 11,018,922; 11,019,509; 11,039,324, *Constellation Designs, LLC v. LG Electronics Inc., LG Electronics U.S.A., Inc., LG Electronics Alabama, Inc.*, Civil Action No. 2:21-cv-448, May 13, 2022, 146 pgs.

“Exhibit B-04: U.S. Patent Application Publication No. 2008/0200114 A1 to Eberlein et al.”, Defendant’s P.R. 3-3 Invalidity Contentions for U.S. Pat. Nos. 8,842,761; 9,743,290; 10,567,980; 10,693,700; 11,018,922; 11,019,509; 11,039,324, *Constellation Designs, LLC v. LG Electronics Inc., LG Electronics U.S.A., Inc., LG Electronics Alabama, Inc.*, Civil Action No. 2:21-cv-448, May 13, 2022, 165 pgs.

“Exhibit B-05: U.S. Pat. No. 5,966,412 to Ramaswamy”, Defendant’s P.R. 3-3 Invalidity Contentions for U.S. Patent Nos. 8,842,761; 9,743,290; 10,567,980; 10,693,700; 11,018,922; 11,019,509; 11,039,324, *Constellation Designs, LLC v. LG Electronics Inc., LG Electronics U.S.A., Inc., LG Electronics Alabama, Inc.*, Civil Action No. 2:21-cv-448, May 13, 2022, 153 pgs.

“Exhibit B-06: U.S. Pat. No. 8,503,550 to Ko et al.”, Defendant’s P.R. 3-3 Invalidity Contentions for U.S. Pat. Nos. 8,842,761; 9,743,290; 10,567,980; 10,693,700; 11,018,922; 11,019,509; 11,039,324, *Constellation Designs, LLC v. LG Electronics Inc., LG Electronics U.S.A., Inc., LG Electronics Alabama, Inc.*, Civil Action No. 2:21-cv-448, May 13, 2022, 175 pgs.

“Exhibit B-07: U.S. Pat. No. 9,036,694 to Zhou et al.”, Defendant’s P.R. 3-3 Invalidity Contentions for U.S. Pat. Nos. 8,842,761; 9,743,290; 10,567,980; 10,693,700; 11,018,922; 11,019,509; 11,039,324, *Constellation Designs, LLC v. LG Electronics Inc., LG Electronics U.S.A., Inc., LG Electronics Alabama, Inc.*, Civil Action No. 2:21-cv-448, May 13, 2022, 184 pgs.

“Exhibit B-08: ATSC 3.0 Standard: Physical Layer Protocol, Document No. A/322:2016 dated September?, 2016”, Defendant’s P.R. 3-3 Invalidity Contentions for U.S. Pat. Nos. 8,842,761; 9,743,290; 10,567,980; 10,693,700; 11,018,922; 11,019,509; 11,039,324, *Constellation Designs, LLC v. LG Electronics Inc., LG Electronics U.S.A., Inc., LG Electronics Alabama, Inc.*, Civil Action No. 2:21-cv-448, May 13, 2022, 154 pgs.

“Exhibit B-09: International Patent Publication No. WO 2014/195303 A1 to Stadelmeier et al.”, Defendant’s P.R. 3-3 Invalidity Contentions for U.S. Pat. Nos. 8,842,761; 9,743,290; 10,567,980; 10,693,700; 11,018,922; 11,019,509; 11,039,324, *Constellation Designs, LLC v. LG Electronics Inc., LG Electronics U.S.A., Inc., LG Electronics Alabama, Inc.*, Civil Action No. 2:21-cv-448, May 13, 2022, 110 pgs.

“Exhibit B-10: Bernard Sklar, Digital Communications Fundamentals and Applications”, Defendant’s P.R. 3-3 Invalidity Contentions for U.S. Pat. Nos. 8,842,761; 9,743,290; 10,567,980; 10,693,700; 11,018,922; 11,019,509; 11,039,324, *Constellation Designs, LLC v. LG Electronics Inc., LG Electronics U.S.A., Inc., LG Electronics Alabama, Inc.*, Civil Action No. 2:21-cv-448, May 13, 2022, 40 pgs. Petition for Inter Partes Review of U.S. Pat. No. 10,567,980 Pursuant to 35 U.S.C. §§ 311-319, 37 C.F.R. § 42, IPR2022-01549, IPR Filed Sep. 16, 2022, 127 pgs.

Petition for Inter Partes Review of U.S. Pat. No. 10,693,700 Pursuant to 35 U.S.C. §§ 311-319, 37 C.F.R. § 42, IPR2023-00228, IPR Filed Dec. 8, 2022, 118 pgs.

Petition for Inter Partes Review of U.S. Pat. No. 10,693,700 Pursuant to 35 U.S.C. §§ 311-319, 37 C.F.R. § 42, IPR2023-00319, IPR Filed Dec. 9, 2022, 105 pgs.

(56)

## References Cited

## OTHER PUBLICATIONS

Petition for Inter Partes Review of U.S. Pat. No. 11,019,509 Pursuant to 35 U.S.C. §§ 311-319, 37 C.F.R. § 42, IPR2023-00229, IPR Filed Dec. 8, 2022, 118 pgs.

Petition for Inter Partes Review of U.S. Pat. No. 11,019,509 Pursuant to 35 U.S.C. §§ 311-319, 37 C.F.R. § 42, IPR2023-00320, IPR Filed Dec. 9, 2022, 140 pgs.

Petition for Inter Partes Review of U.S. Pat. No. 8,842,761 Pursuant to 35 U.S.C. §§ 311-319, 37 C.F.R. § 42, IPR2022-01482, IPR Filed Aug. 31, 2022, 99 pgs.

“Exhibit 1001: U.S. Pat. No. 10,567,980”, Inter Partes Review of U.S. Pat. No. 10,567,980, IPR2022-01549, IPR Filed Sep. 16, 2022, 57 pgs.

“Exhibit 1001: U.S. Pat. No. 10,693,700”, Inter Partes Review of U.S. Pat. No. 10,693,700, IPR2023-00228, IPR filed Dec. 8, 2022, 58 pgs.

“Exhibit 1001: U.S. Pat. No. 10,693,700”, Inter Partes Review of U.S. Pat. No. 10,693,700, IPR2023-00319, IPR filed Dec. 9, 2022, 58 pgs.

“Exhibit 1001: U.S. Pat. No. 11,019,509”, Inter Partes Review of U.S. Pat. No. 11,019,509, IPR2023-00229, IPR filed Dec. 8, 2022, 60 pgs.

“Exhibit 1001: U.S. Pat. No. 11,019,509”, Inter Partes Review of U.S. Pat. No. 11,019,509, IPR2023-00320, IPR filed Dec. 9, 2022, 60 pgs.

“Exhibit 1001: U.S. Pat. No. 8,842,761”, Inter Partes Review of U.S. Pat. No. 8,842,761, IPR2022-01482, IPR filed Aug. 31, 2022, 54 pgs.

“Exhibit 1002: File History for U.S. Pat. No. 10,567,980”, Inter Partes Review of U.S. Pat. No. 10,567,980, IPR2022-01549, IPR Filed Sep. 16, 2022.

“Exhibit 1002: Prosecution History for U.S. Pat. No. 10,693,700”, Inter Partes Review of U.S. Pat. No. 10,693,700, IPR2023-00228, IPR filed Dec. 8, 2022, 1155 pgs.

“Exhibit 1002: Prosecution History for U.S. Pat. No. 11,019,509”, Inter Partes Review of U.S. Pat. No. 11,019,509, IPR2023-00320, IPR filed Dec. 9, 2022, 3250 pgs.

“Exhibit 1002: Prosecution History for U.S. Pat. No. 8,842,761”, Inter Partes Review of U.S. Pat. No. 8,842,761, IPR2022-01482, IPR filed Aug. 31, 2022.

“Exhibit 1003: Expert Declaration of Dr. Bertrand Hochwald”, Inter Partes Review of U.S. Pat. No. 10,567,980, IPR2022-01549, IPR Filed Sep. 16, 2022, 209 pgs.

“Exhibit 1003: Expert Declaration of Dr. Bertrand Hochwald”, Inter Partes Review of U.S. Pat. No. 10,693,700, IPR2023-00228, IPR filed Dec. 8, 2022, 146 pgs.

“Exhibit 1003: Expert Declaration of Dr. Bertrand Hochwald”, Inter Partes Review of U.S. Pat. No. 10,693,700, IPR2023-00319, IPR filed Dec. 9, 2022, 142 pgs.

“Exhibit 1003: Expert Declaration of Dr. Bertrand Hochwald”, Inter Partes Review of U.S. Pat. No. 11,019,509, IPR2023-00229, IPR filed Dec. 8, 2022, 150 pgs.

“Exhibit 1003: Expert Declaration of Dr. Bertrand Hochwald”, Inter Partes Review of U.S. Pat. No. 11,019,509, IPR2023-00320, IPR filed Dec. 9, 2022, 163 pgs.

“Exhibit 1003: Expert Declaration of Dr. Bertrand Hochwald”, Inter Partes Review of U.S. Pat. No. 8,842,761, IPR2022-01482, IPR filed Aug. 31, 2022, 121 pgs.

“Exhibit 1004: D. Sommer and G.P. Fettweis, Signal Shaping by Non-Uniform QAM for AWGN Channels and Applications Using Turbo Coding, Jan. 2000”, Inter Partes Review of U.S. Pat. No. 8,842,761, IPR2022-01482, IPR filed Aug. 31, 2022, 6 pgs.

“Exhibit 1004: D. Sommer and G.P. Fettweis, Signal Shaping by Non-Uniform QAM for AWGN Channels and Applications Using Turbo Coding, Jan. 2000 (“Sommer”)”, Inter Partes Review of U.S. Pat. No. 10,567,980, IPR2022-01549, IPR Filed Sep. 16, 2022, 6 pgs.

“Exhibit 1004: PCT Patent Publication No. WO 2006089569A1 (“Bauch”)”, Inter Partes Review of U.S. Pat. No. 11,019,509, IPR2023-00229, IPR filed Dec. 8, 2022, 57 pgs.

“Exhibit 1004: U.S. Patent Pub. No. 2004/0054960 to Eroz et al. (“Eroz”)”, Inter Partes Review of U.S. Pat. No. 10,693,700, IPR2023-00228, IPR filed Dec. 8, 2022, 49 pgs.

“Exhibit 1005: C. Fragouli, R.D. Wesel, D. Sommer, G.P. Fettweis, Turbo codes with non-uniform constellations, IEEE International Conference on Communications, Jun. 2001 (“Fragouli”)”, Inter Partes Review of U.S. Pat. No. 10,567,980, IPR2022-01549, IPR Filed Sep. 16, 2022, 4 pgs.

“Exhibit 1005: ETSI EN 300 744 V1.2.1, Digital Video Broadcasting (DVB) Framing structure, channel coding and modulation for digital terrestrial television, Jul. 1999 (“DVB-T”)”, Inter Partes Review of U.S. Pat. No. 10,693,700, IPR2023-00228, IPR filed Dec. 8, 2022, 49 pgs.

“Exhibit 1005: T. Lestable, E. Zimmerman, M. Hamon, and S. Stiglmayr, Block-LDPC Codes Vs Duo-Binary Turbo-Codes for European Next Generation Wireless Systems, Proceedings of IEEE Vehicular Tech. Conf., Montreal Canada, Sep. 2006”, Inter Partes Review of U.S. Pat. No. 8,842,761, IPR2022-01482, IPR filed Aug. 31, 2022, 5 pgs.

“Exhibit 1005: U.S. Patent Pub. No. 2004/0054960 to Eroz et al. (“Eroz”)”, Inter Partes Review of U.S. Pat. No. 11,019,509, IPR2023-00229, IPR filed Dec. 8, 2022, 49 pgs.

“Exhibit 1006: A. Chindapol and J.A. Ritcey, Design, Analysis, and Performance Evaluation for BICM-ID with Square QAM Constellations in Rayleigh Fading Channels, IEEE Journal on Selected Areas in Communications, vol. 19, No. 5, May 2001 (“Chindapol”)”, Inter Partes Review of U.S. Pat. No. 10,567,980, IPR2022-01549, IPR Filed Sep. 16, 2022, 14 pgs.

“Exhibit 1006: C. R. Jones, T. Tian, J. Villasenor, and R.D. Wesel, The Universal Operation of LDPC Codes Over Scalar Fading Channels, IEEE Transactions on Communications, vol. 55, No. 1, Jan. 2007”, Inter Partes Review of U.S. Pat. No. 8,842,761, IPR2022-01482, IPR filed Aug. 31, 2022, 11 pgs.

“Exhibit 1006: D. Sommer and G.P. Fettweis, Signal Shaping by Non-Uniform QAM for AWGN Channels and Applications Using Turbo Coding, Jan. 2000 (“Sommer”)”, Inter Partes Review of U.S. Pat. No. 10,693,700, IPR2023-00228, IPR filed Dec. 8, 2022, 6 pgs.

“Exhibit 1007: U.S. Patent Application No. 2007/0118787 (“Schmidt”)”, Inter Partes Review of U.S. Pat. No. 11,019,509, IPR2023-00229, IPR filed Dec. 8, 2022, 13 pgs.

“Exhibit 1007: U.S. Patent Pub. No. 2003/0223507 to De Gaudenzi et al.”, Inter Partes Review of U.S. Pat. No. 8,842,761, IPR2022-01482, IPR filed Aug. 31, 2022, 37 pgs.

“Exhibit 1007: U.S. Patent Pub. No. 2003/0223507 to De Gaudenzi et al. (“DeGaudenzi”)”, Inter Partes Review of U.S. Pat. No. 10,567,980, IPR2022-01549, IPR Filed Sep. 16, 2022, 37 pgs.

“Exhibit 1008: Excerpt of J. G. Proakis, Digital Communications, 4th ed., Nov. 2000 (“Proakis textbook”)”, Inter Partes Review of U.S. Pat. No. 10,567,980, IPR2022-01549, IPR Filed Sep. 16, 2022, 29 pgs.

“Exhibit 1008: J. G. Proakis, Digital Communications, 4th ed., Nov. 2000”, Inter Partes Review of U.S. Pat. No. 8,842,761, IPR2022-01482, IPR filed Aug. 31, 2022.

“Exhibit 1008: Ulrich Reimers et al., DVB The Family of International Standards for Digital Video Broadcasting, Second Edition, 2005 (“Ulrich”)”, Inter Partes Review of U.S. Pat. No. 10,693,700, IPR2023-00228, IPR filed Dec. 8, 2022, 417 pgs.

“Exhibit 1008: Ulrich Reimers et al., DVB The Family of International Standards for Digital Video Broadcasting, Second Edition, 2005 (“Ulrich”)”, Inter Partes Review of U.S. Pat. No. 10,693,700, IPR2023-00319, IPR filed Dec. 9, 2022, 417 pgs.

“Exhibit 1002: Prosecution History for U.S. Pat. No. 11,019,509”, Inter Partes Review of U.S. Pat. No. 11,019,509, IPR2023-00229, IPR filed Dec. 8, 2022, 3250 pgs.

“Exhibit 1002: Prosecution History for U.S. Pat. No. 10,693,700”, Inter Partes Review of U.S. Pat. No. 10,693,700, IPR2023-00319, IPR filed Dec. 9, 2022, 1155 pgs.

“Exhibit 1009: Digital Video Broadcasting (DVB) ETSI EN 300 744 V1.2.1 (Jul. 1999) (“DVB-T”)”, Inter Partes Review of U.S. Pat. No. 11,019,509, IPR2023-00229, IPR filed Dec. 8, 2022, 49 pgs.

“Exhibit 1009: E. Zehavi, 8-PSK Trellis Codes for a Rayleigh Channel, IEEE Transactions on Communications, vol. 40, No. 5,

(56)

## References Cited

## OTHER PUBLICATIONS

May 1992”, Inter Partes Review of U.S. Pat. No. 8,842,761, IPR2022-01482, IPR filed Aug. 31, 2022, 12 pgs.

“Exhibit 1009: ETSI EN 302 307 V1.1.2, Digital Video Broadcasting (DVB) Second generation framing structure, channel coding and modulation systems for Broadcasting, Interactive Services, News Gathering and other broadband satellite applications, Jun. 2006, (“DVB-S2”), Inter Partes Review of U.S. Pat. No. 10,693,700, IPR2023-00228, IPR filed Dec. 8, 2022, 74 pgs.

“Exhibit 1010: D.J.C. MacKay and R.M. Neal, Near Shannon Limit Performance of Low Parity Check Codes, Electronics Letters, Jul. 12, 1996”, Inter Partes Review of U.S. Pat. No. 8,842,761, IPR2022-01482, IPR filed Aug. 31, 2022, 4 pgs.

“Exhibit 1010: Declaration of June Munford”, Inter Partes Review of U.S. Pat. No. 10,567,980, IPR2022-01549, IPR Filed Sep. 16, 2022, 273 pgs.

“Exhibit 1010: U.S. Appl. No. 60/933,319 (“319 Provisional”), Inter Partes Review of U.S. Pat. No. 10,693,700, IPR2023-00228, IPR filed Dec. 8, 2022, 6 pgs.

“Exhibit 1010: U.S. Appl. No. 60/933,319 (“319 Provisional”), Inter Partes Review of U.S. Pat. No. 10,693,700, IPR2023-00319, IPR filed Dec. 9, 2022, 6 pgs.

“Exhibit 1011: Declaration of June Ann Munford”, Inter Partes Review of U.S. Pat. No. 8,842,761, IPR2022-01482, IPR filed Aug. 31, 2022, 163 pgs.

“Exhibit 1011: Declaration of June Munford”, Inter Partes Review of U.S. Pat. No. 10,693,700, IPR2023-00228, IPR filed Dec. 8, 2022, 152 pgs.

“Exhibit 1011: Declaration of June Munford (ATSC322)”, Inter Partes Review of U.S. Pat. No. 10,693,700, IPR2023-00319, IPR filed Dec. 9, 2022, 301 pgs.

“Exhibit 1011: Excerpt of File History for U.S. Pat. No. 11,019,509 (“the ‘509 patent”), Inter Partes Review of U.S. Pat. No. 10,567,980, IPR2022-01549, IPR Filed Sep. 16, 2022, 87 pgs.

“Exhibit 1012: 2006 France Telecom Turbo Codes License Agreement”, Inter Partes Review of U.S. Pat. No. 8,842,761, IPR2022-01482, IPR filed Aug. 31, 2022, 18 pgs.

“Exhibit 1012: De Gaudenzi et al., Turbo-coded APSK modulations design for satellite broadband communications, Int. J. Satell. Commun. Network. 2006 24:261-281, Published online May 19, 2006 in Wiley InterScience (“DeGaudenzi”), Inter Partes Review of U.S. Pat. No. 10,567,980, IPR2022-01549, IPR Filed Sep. 16, 2022, 21 pgs.

“Exhibit 1012: Second Stipulation by Petitioner, LGE, *Constellation Designs, LLC v. LG Electronics, Inc. et al*, Case No. 2:21-cv-00448 (E.D. Tex.)”, Inter Partes Review of U.S. Pat. No. 10,693,700, IPR2023-00319, IPR filed Dec. 9, 2022, 3 pgs.

“Exhibit 1012: Stipulation by Petitioner, LGE, *Constellation Designs, LLC v. LG Electronics, Inc. et al.*, Case No. 2:21-cv-00448 (E.D. Tex.)”, Inter Partes Review of U.S. Pat. No. 10,693,700, IPR2023-00228, IPR filed Dec. 8, 2022, 3 pgs.

“Exhibit 1013: ETSI TS 102 006 V1.2.1, Digital Video Broadcasting (DVB) Specifications for System Software Update in DVB Systems, Oct. 2002 (“DVB-TS”), Inter Partes Review of U.S. Pat. No. 10,693,700, IPR2023-00228, IPR filed Dec. 8, 2022, 39 pgs.

“Exhibit 1013: Giuseppe Caire, Giorgio Taricco, and Ezio Biglieri, Bit-Interleaved Coded Modulation, IEEE Transactions of Information Theory, vol. 44, No. 3, May 1998 (“Caire”), Inter Partes Review of U.S. Pat. No. 10,567,980, IPR2022-01549, IPR Filed Sep. 16, 2022, 20 pgs.

“Exhibit 1013: U.S. Pat. No. 11,018,922”, Inter Partes Review of U.S. Pat. No. 8,842,761, IPR2022-01482, IPR filed Aug. 31, 2022.

“Exhibit 1014: De Gaudenzi et al., Turbo-coded APSK modulations design for satellite broadband communications, Int. J. Satell. Commun. Network. 2006 24:261-281, Published online May 19, 2006 in Wiley InterScience (“DeGaudenzi”), Inter Partes Review of U.S. Pat. No. 11,019,509, IPR2023-00320, IPR filed Dec. 9, 2022, 21 pgs.

“Exhibit 1014: De Gaudenzi et al., Turbo-coded APSK modulations design for satellite broadband communications, Int. J. Satell. Com-

mun. Network. 2006 24:261-281, Published online May 19, 2006 in Wiley InterScience (“DeGaudenzi”), Inter Partes Review of U.S. Pat. No. 10,693,700, IPR2023-00228, IPR filed Dec. 8, 2022, 21 pgs.

“Exhibit 1014: De Gaudenzi et al., Turbo-coded APSK modulations design for satellite broadband communications, Int. J. Satell. Commun. Network. 2006 24:261-281, Published online May 19, 2006 in Wiley InterScience (“DeGaudenzi”), Inter Partes Review of U.S. Pat. No. 10,693,700, IPR2023-00319, IPR filed Dec. 9, 2022, 21 pgs.

“Exhibit 1014: De Gaudenzi et al., Turbo-coded APSK modulations design for satellite broadband communications, Int. J. Satell. Commun. Network. 2006 24:261-281, Published online May 19, 2006 in Wiley InterScience (“DeGaudenzi”), Inter Partes Review of U.S. Pat. No. 11,019,509, IPR2023-00229, IPR filed Dec. 8, 2022, 21 pgs.

“Exhibit 1014: Digital Video Broadcasting (DVB); Framing structure, channel coding and modulation for digital terrestrial television”, ETSI EN 300 744 V1.2.1, Jul. 1999, Inter Partes Review of U.S. Pat. No. 8,842,761, IPR2022-01482, IPR filed Aug. 31, 2022.

“Exhibit 1014: Sripimanwat, excerpt of book Turbo Code Applications: A Journey from a Paper to Realization, Springer; 2005th edition (Oct. 7, 2005) (“Sripimanwat”), Inter Partes Review of U.S. Pat. No. 10,567,980, IPR2022-01549, IPR Filed Sep. 16, 2022, 14 pgs.

“Exhibit 1015: M.K. Simon, and D. Divsalar, Combined Trellis Coding With asymmetric MPSK modulation, An MSAT-X Report, May 1, 1985 (“Simon”), Inter Partes Review of U.S. Pat. No. 10,567,980, IPR2022-01549, IPR Filed Sep. 16, 2022, 60 pgs.

“Exhibit 1015: Select portions of the prosecution history of U.S. Appl. No. 16/728,384 (ultimately issued as U.S. Pat. No. 11,019,509), Inter Partes Review of U.S. Pat. No. 8,842,761, IPR2022-01482, IPR filed Aug. 31, 2022.

“Exhibit 1015: U.S. Pat. No. 7,978,777”, Inter Partes Review of U.S. Pat. No. 10,693,700, IPR2023-00319, IPR filed Dec. 9, 2022, 54 pgs.

“Exhibit 1015: U.S. Appl. No. 60/933,319 (“319 Provisional”), Inter Partes Review of U.S. Pat. No. 11,019,509, IPR2023-00229, IPR filed Dec. 8, 2022, 6 pgs.

“Exhibit 1015: U.S. Appl. No. 60/933,319 (“319 Provisional”), Inter Partes Review of U.S. Pat. No. 11,019,509, IPR2023-00320, IPR filed Dec. 9, 2022, 6 pgs.

“Exhibit 1016: ETSI EN 302 307 V1.1.2, Digital Video Broadcasting (DVB) Second generation framing structure, channel coding and modulation systems for Broadcasting, Interactive Services, News Gathering and other broadband satellite applications, Jun. 2006, (LGE1016 or “DVB-S2”), Inter Partes Review of U.S. Pat. No. 11,019,509, IPR2023-00229, IPR filed Dec. 8, 2022, 74 pgs.

“Exhibit 1016: F. Adachi, and M. Sawahashi: Performance analysis of various 16 level modulation schemes under Rayleigh fading, Electron Lett 1992, 28(17): 1579-1581 (“Adachi”), Inter Partes Review of U.S. Pat. No. 10,567,980, IPR2022-01549, IPR Filed Sep. 16, 2022, 3 pgs.

“Exhibit 1016: G. Robins, Signal constellation design tool: A case study in user interface synthesis, International Conference on Computer Assisted Learning, 1989. First Online: Jan. 1, 2005. (“Robins”), Inter Partes Review of U.S. Pat. No. 10,693,700, IPR2023-00228, IPR filed Dec. 8, 2022, 24 pgs.

“Exhibit 1017: Declaration of Friedhelm Rodermund”, Inter Partes Review of U.S. Pat. No. 10,693,700, IPR2023-00228, IPR filed Dec. 8, 2022, 32 pgs.

“Exhibit 1017: Declaration of Friedhelm Rodermund”, Inter Partes Review of U.S. Pat. No. 11,019,509, IPR2023-00229, IPR filed Dec. 8, 2022, 28 pgs.

“Exhibit 1018: Giuseppe Caire, Giorgio Taricco, and Ezio Biglieri, Bit-Interleaved Coded Modulation, IEEE Transactions of Information Theory, vol. 44, No. 3, May 1998 (“Caire”), Inter Partes Review of U.S. Pat. No. 11,019,509, IPR2023-00229, IPR filed Dec. 8, 2022, 20 pgs.

“Exhibit 1018: Memorandum, Interim Procedure for Discretionary Denials in AIA Post-Grant Proceedings with Parallel District Court

(56)

## References Cited

## OTHER PUBLICATIONS

Litigation (USPTO Jun. 21, 2022) (“Interim Procedure”), Inter Partes Review of U.S. Pat. No. 10,693,700, IPR2023-00228, IPR filed Dec. 8, 2022, 9 pgs.

“Exhibit 1018: Memorandum, Interim Procedure for Discretionary Denials in AIA Post-Grant Proceedings with Parallel District Court Litigation (USPTO Jun. 21, 2022) (“Interim Procedure”), Inter Partes Review of U.S. Pat. No. 10,693,700, IPR2023-00319, IPR filed Dec. 9, 2022, 9 pgs.

“Exhibit 1019: Docket Control Order, *Constellation Designs, LLC v. LG Electronics, Inc. et al.*, Case No. 2:21-cv-00448 (E.D. Tex.)”, Inter Partes Review of U.S. Pat. No. 10,693,700, IPR2023-00228, IPR filed Dec. 8, 2022, 6 pgs.

“Exhibit 1019: Docket Control Order, *Constellation Designs, LLC v. LG Electronics, Inc. et al.*, Case No. 2:21-cv-00448 (E.D. Tex.)”, Inter Partes Review of U.S. Pat. No. 10,693,700, IPR2023-00319, IPR filed Dec. 9, 2022, 6 pgs.

“Exhibit 1019: Ulrich Reimers et al., DVB The Family of International Standards for Digital Video Broadcasting, Second Edition, 2005 (“Ulrich”), Inter Partes Review of U.S. Pat. No. 11,019,509, IPR2023-00229, IPR filed Dec. 8, 2022, 417 pgs.

“Exhibit 1020: Complaint, *Constellation Designs, LLC v. LG Electronics, Inc. et al.*, Case No. 2:21-cv-00448 (E.D. Tex.)”, Inter Partes Review of U.S. Pat. No. 10,693,700, IPR2023-00228, IPR filed Dec. 8, 2022, 52 pgs.

“Exhibit 1020: Complaint, *Constellation Designs, LLC v. LG Electronics, Inc. et al.*, Case No. 2:21-cv-00448 (E.D. Tex.)”, Inter Partes Review of U.S. Pat. No. 10,693,700, IPR2023-00319, IPR filed Dec. 9, 2022, 52 pgs.

“Exhibit 1020: Declaration of June Munford”, Inter Partes Review of U.S. Pat. No. 11,019,509, IPR2023-00229, IPR filed Dec. 8, 2022, 104 pgs.

“Exhibit 1020: First Declaration of June Munford”, Inter Partes Review of U.S. Pat. No. 11,019,509, IPR2023-00320, IPR filed Dec. 9, 2022, 301 pgs.

“Exhibit 1020: Stipulation by Petitioner, LGE, *Constellation Designs, LLC v. LG Electronics, Inc. et al.*, Case No. 2:21-cv-00448 (E.D. Tex.)”, Inter Partes Review of U.S. Pat. No. 10,567,980, IPR2022-01549, IPR Filed Sep. 16, 2022, 4 pgs.

“Exhibit 1020: Stipulation by Petitioner, LGE, *Constellations, LLC v. LG Electronics, Inc. et al.*, Case No. 2:21-cv-00448 (E.D. Tex.)”, Inter Partes Review of U.S. Pat. No. 8,842,761, IPR2022-01482, IPR filed Aug. 31, 2022, 3 pgs.

“Exhibit 1021: Complaint, *Constellation Designs, LLC v. LG Electronics, Inc. et al.*, Case No. 2:21-cv-00448 (E.D. Tex.)”, Inter Partes Review of U.S. Pat. No. 10,567,980, IPR2022-01549, IPR Filed Sep. 16, 2022, 52 pgs.

“Exhibit 1021: Complaint, *Constellation Designs, LLC v. LG Electronics, Inc. et al.*, Case No. 2:21-cv-448 (E.D. Tex.)”, Inter Partes Review of U.S. Pat. No. 8,842,761, IPR2022-01482, IPR filed Aug. 31, 2022, 52 pgs.

“Exhibit 1021: Proakis, John G. Digital Communications, Fourth Edition, 2000. (“Proakis”), Inter Partes Review of U.S. Pat. No. 10,693,700, IPR2023-00228, IPR filed Dec. 8, 2022, 29 pgs.

“Exhibit 1021: Stipulation by Petitioner, LGE, *Constellation Designs, LLC v. LG Electronics, Inc. et al.*, Case No. 2:21-cv-00448 (E.D. Tex.)”, Inter Partes Review of U.S. Pat. No. 11,019,509, IPR2023-00229, IPR filed Dec. 8, 2022, 3 pgs.

“Exhibit 1021: Stipulation by Petitioner, LGE, *Constellation Designs, LLC v. LG Electronics, Inc. et al.*, Case No. 2:21-cv-00448 (E.D. Tex.)”, Inter Partes Review of U.S. Pat. No. 11,019,509, IPR2023-00320, IPR filed Dec. 9, 2022, 3 pgs.

“Exhibit 1022: ATSC Recommended Practice: Guidelines for the Physical Layer Protocol, Document No. A/327:2018”, Inter Partes Review of U.S. Pat. No. 10,693,700, IPR2023-00319, IPR filed Dec. 9, 2022, 128 pgs.

“Exhibit 1022: Complaint Exhibit 16, *Constellation Designs, LLC v. LG Electronics, Inc. et al.*, Case No. 2:21-cv-00448 (E.D. Tex.)”, Inter Partes Review of U.S. Pat. No. 10,567,980, IPR2022-01549, IPR Filed Sep. 16, 2022, 174 pgs.

“Exhibit 1022: Complaint Exhibit 19, *Constellation Designs, LLC v. LG Electronics, Inc. et al.*, Case No. 2:21-cv-004448 (E.D. Tex.)”, Inter Partes Review of U.S. Pat. No. 8,842,761, IPR2022-01482, IPR filed Aug. 31, 2022, 99 pgs.

“Exhibit 1022: Complaint, *Constellation Designs, LLC v. LG Electronics, Inc. et al.*, Case No. 2:21-cv-00448 (E.D. Tex.)”, Inter Partes Review of U.S. Pat. No. 11,019,509, IPR2023-00229, IPR filed Dec. 8, 2022, 52 pgs.

“Exhibit 1022: Complaint, *Constellation Designs, LLC v. LG Electronics, Inc. et al.*, Case No. 2:21-cv-00448 (E.D. Tex.)”, Inter Partes Review of U.S. Pat. No. 11,019,509, IPR2023-00320, IPR filed Dec. 9, 2022, 52 pgs.

“Exhibit 1023: ATSC 3.0 Standard: Physical Layer Protocol, Document No. W322:2018”, Inter Partes Review of U.S. Pat. No. 10,693,700, IPR2023-00319, IPR filed Dec. 9, 2022, 263 pgs.

“Exhibit 1023: Complaint Exhibit, *Constellation Designs, LLC v. LG Electronics, Inc. et al.*, Case No. 2:21-cv-00448 (E.D. Tex.)”, Inter Partes Review of U.S. Pat. No. 11,019,509, IPR2023-00229, IPR filed Dec. 8, 2022, 85 pgs.

“Exhibit 1023: Complaint Exhibit, *Constellation Designs, LLC v. LG Electronics, Inc. et al.*, Case No. 2:21-cv-00448 (E.D. Tex.)”, Inter Partes Review of U.S. Pat. No. 11,019,509, IPR2023-00320, IPR filed Dec. 9, 2022, 85 pgs.

“Exhibit 1023: U.S. District Courts—Combined Civil and Criminal Federal Court Management Statistics (Mar. 31, 2022) | United States Courts (uscourts.gov), <https://www.uscourts.gov/statistics/table/na/federal-court-management-statistics/2022/03/31-1>”, Inter Partes Review of U.S. Pat. No. 10,567,980, IPR2022-01549, IPR Filed Sep. 16, 2022, 95 pgs.

“Exhibit 1023: U.S. District Courts—Combined Civil and Criminal Federal Court Management Statistics (Mar. 31, 2022) | United States Courts (uscourts.gov), <https://www.uscourts.gov/statistics/table/na/federal-court-management-statistics/2022/03/31-1>”, Inter Partes Review of U.S. Pat. No. 8,842,761, IPR2022-01482, IPR filed Aug. 31, 2022, 95 pgs.

“Exhibit 1024: Loghin, et al., Non-Uniform Constellations for ATSC 3.0. IEEE Transactions on Broadcasting, vol. 62, No. 1, Mar. 2016. (“Loghin”), Inter Partes Review of U.S. Pat. No. 10,693,700, IPR2023-00319, IPR filed Dec. 9, 2022, 7 pgs.

“Exhibit 1024: Memorandum, Interim Procedure for Discretionary Denials in AIA Post-Grant Proceedings with Parallel District Court Litigation (USPTO Jun. 21, 2022) (“Interim Procedure”), Inter Partes Review of U.S. Pat. No. 10,567,980, IPR2022-01549, IPR Filed Sep. 16, 2022, 9 pgs.

“Exhibit 1024: Memorandum, Interim Procedure for Discretionary Denials in AIA Post-Grant Proceedings with Parallel District Court Litigation (USPTO Jun. 21, 2022) (“Interim Procedure”), Inter Partes Review of U.S. Pat. No. 8,842,761, IPR2022-01482, IPR filed Aug. 31, 2022, 9 pgs.

“Exhibit 1025: Docket Control Order, *Constellation Designs, LLC v. LG Electronics, Inc. et al.*, Case No. 2:21-cv-00448 (E.D. Tex.)”, Inter Partes Review of U.S. Pat. No. 10,567,980, IPR2022-01549, IPR Filed Sep. 16, 2022, 6 pgs.

“Exhibit 1025: Docket Control Order, *Constellation Designs, LLC v. LG Electronics, Inc. et al.*, Case No. 2:21-cv-00448 (E.D. Tex.)”, Inter Partes Review of U.S. Pat. No. 8,842,761, IPR2022-01482, IPR filed Aug. 31, 2022, 6 pgs.

“Exhibit 1025: G. Ungerboeck, Channel Coding with Multilevel/Phase Signals, IEEE Trans. Inform. Theory, vol. IT-28, No. 1, Jan. 1982, pp. 55-67 (“Ungerboeck”), Inter Partes Review of U.S. Pat. No. 10,693,700, IPR2023-00319, IPR filed Dec. 9, 2022, 13 pgs.

“Exhibit 1025: Memorandum, Interim Procedure for Discretionary Denials in AIA Post-Grant Proceedings with Parallel District Court Litigation (USPTO Jun. 21, 2022) (“Interim Procedure”), Inter Partes Review of U.S. Pat. No. 11,019,509, IPR2023-00320, IPR filed Dec. 9, 2022, 9 pgs.

“Exhibit 1025: Memorandum, Interim Procedure for Discretionary Denials in AIA Post-Grant Proceedings with Parallel District Court Litigation (USPTO Jun. 21, 2022) (“Interim Procedure”), Inter Partes Review of U.S. Pat. No. 11,019,509, IPR2023-00229, IPR filed Dec. 8, 2022, 9 pgs.

(56)

## References Cited

## OTHER PUBLICATIONS

- “Exhibit 1026: Declaration of June Munford (ATSC327)”, Inter Partes Review of U.S. Pat. No. 10,693,700, IPR2023-00319, IPR filed Dec. 9, 2022, 157 pgs.
- “Exhibit 1026: Docket Control Order, *Constellation Designs, LLC v. LG Electronics, Inc. et al.*, Case No. 2:21-cv-00448 (E.D. Tex.)”, Inter Partes Review of U.S. Pat. No. 11,019,509, IPR2023-00229, IPR filed Dec. 8, 2022, 6 pgs.
- “Exhibit 1026: Docket Control Order, *Constellation Designs, LLC v. LG Electronics, Inc. et al.*, Case No. 2:21-cv-0048 (E.D. Tex.)”, Inter Partes Review of U.S. Pat. No. 11,019,509, IPR2023-00320, IPR filed Dec. 9, 2022, 6 pgs.
- “Exhibit 1027: Declaration of June Munford (DG)”, Inter Partes Review of U.S. Pat. No. 10,693,700, IPR2023-00319, IPR filed Dec. 9, 2022, 42 pgs.
- “Exhibit 1027: U.S. Pat. No. 7,978,777 (“the 777” or “the 777”)”, Inter Partes Review of U.S. Pat. No. 11,019,509, IPR2023-00320, IPR filed Dec. 9, 2022, 54 pgs.
- “Exhibit 1028: ATSC Recommended Practice: Guidelines for the Physical Layer Protocol, Document No. A/327:2018”, Inter Partes Review of U.S. Pat. No. 11,019,509, IPR2023-00320, IPR filed Dec. 9, 2022, 128 pgs.
- “Exhibit 1028: Declaration of June Munford (Loghin)”, Inter Partes Review of U.S. Pat. No. 10,693,700, IPR2023-00319, IPR filed Dec. 9, 2022, 29 pgs.
- “Exhibit 1029: ATSC 3.0 Standard: Physical Layer Protocol, Document No. A/322:2017”, Inter Partes Review of U.S. Pat. No. 11,019,509, IPR2023-00320, IPR filed Dec. 9, 2022, 262 pgs.
- “Exhibit 1030: Nabil Sven Loghin, Jan Zöllner, Belkacem Mouhouche, Daniel Ansoregui, Jinwoo Kim, and Sung-Ik Park, Non-Uniform Constellations for ATSC 3.0, *IEEE Transactions on Broadcasting*, vol. 62, No. 1, Mar. 2016 (“Loghin”)”, Inter Partes Review of U.S. Pat. No. 11,019,509, IPR2023-00320, IPR filed Dec. 9, 2022, 7 pgs.
- “Exhibit 1031: Second Declaration of June Munford”, Inter Partes Review of U.S. Pat. No. 11,019,509, IPR2023-00320, IPR filed Dec. 9, 2022, 157 pgs.
- “Exhibit 1032: Third Declaration of June Munford”, Inter Partes Review of U.S. Pat. No. 11,019,509, IPR2023-00320, IPR filed Dec. 9, 2022, 42 pgs.
- “Exhibit 1033: Fourth Declaration of June Munford”, Inter Partes Review of U.S. Pat. No. 11,019,509, IPR2023-00320, IPR filed Dec. 9, 2022, 31 pgs.
- Calderbank et al., “Nonequiprobable Signaling on the Gaussian Channel”, *IEEE Transactions on Information Theory*, vol. 36, No. 4, Jul. 1990, pp. 726-740.
- Fischer, Robert F., “Precoding and Signal Shaping for Digital Transmission”, John Wiley & Sons, Inc., First published Jul. 29, 2002, Print ISBN: 9780471224105, Online ISBN: 9780471439004, DOI:10.1002/0471439002, 496 pgs.
- Reitmeier et al., “An Overview of the ATSC Digital Television Standard”, Society of Motion and Picture and Television Engineers, International Workshop on HDTV '96, Date of Conference Oct. 8-9, 1996, Los Angeles, CA, 11 pgs.
- Rinaldo et al., “Capacity analysis and system optimization for the forward link of multi-beam satellite broadband systems exploiting adaptive coding and modulation”, *International Journal of Satellite Communications and Networking*, vol. 22, No. 3, Jun. 2004, pp. 401-423, DOI: 10.1002/sat.789.
- “Decision: Denying Institution of Inter Partes Review 35 U.S.C. § 314, 37 C.F.R. § 42.4”, Inter Partes Review of U.S. Pat. No. 10,567,980, IPR2022-01549, Apr. 20, 2023, 18 pgs.
- “Decision: Denying Institution of Inter Partes Review 35 U.S.C. § 314, 37 C.F.R. § 42.4”, Inter Partes Review of U.S. Pat. No. 8,842,761, IPR2022-01482, Apr. 20, 2023, 15 pgs.
- “Petitioner’s Request for Rehearing”, Inter Partes Review of U.S. Pat. No. 10,567,980, IPR2022-01549, Filed May 22, 2023, 18 pgs.
- “Petitioner’s Request for Rehearing”, Inter Partes Review of U.S. Pat. No. 8,842,761, IPR2022-01482, Filed May 22, 2023, 15 pgs.
- “Decision: Denying Institution of Inter Partes Review 35 U.S.C. § 314”, Inter Partes Review of U.S. Pat. No. 11,019,509, IPR2023-00229, Jul. 5, 2023, 23 pgs.
- “Decision: Denying Institution of Inter Partes Review 35 U.S.C. § 314”, Inter Partes Review of U.S. Pat. No. 11,019,509, IPR2023-00320, Jul. 18, 2023, 11 pgs.
- “Decision: Denying Institution of Inter Partes Review 35 U.S.C. § 314, 37 C.F.R. § 42.4”, Inter Partes Review of U.S. Pat. No. 10,693,700, IPR2023-00228, Jul. 11, 2023, 22 pgs.
- “Decision: Denying Petitioner’s Motion for Reply to Patent Owner’s Preliminary Response”, Inter Partes Review of U.S. Pat. No. 10,693,700, IPR2023-00319, Jun. 5, 2023, Exhibit included.
- “Decision: Denying Petitioner’s Motion for Reply to Patent Owner’s Preliminary Response”, Inter Partes Review of U.S. Pat. No. 10,693,700, IPR2023-00228, June 5, 2023, Exhibit included.
- “Decision: Denying Petitioner’s Motion for Reply to Patent Owner’s Preliminary Response”, Inter Partes Review of U.S. Pat. No. 11,019,509, IPR2023-00229, Jun. 5, 2023, Exhibit included.
- “Decision: Denying Petitioner’s Motion for Reply to Patent Owner’s Preliminary Response”, Inter Partes Review of U.S. Pat. No. 11,019,509, IPR2023-00320, Jun. 5, 2023, Exhibit included.
- “Decision: Granting Institution of Inter Partes Review 35 U.S.C. § 314”, Inter Partes Review of U.S. Pat. No. 10,693,700, IPR2023-00319, Jul. 12, 2023, 19 pgs.
- “Patent Owner’s Limited Fintiv Paper Identifying Relevant Evidence”, Inter Partes Review of U.S. Pat. No. 10,693,700, IPR2023-00228, Filed Jun. 29, 2023, Exhibits included.
- “Patent Owner’s Limited Fintiv Paper Identifying Relevant Evidence”, Inter Partes Review of U.S. Pat. No. 10,693,700, IPR2023-00319, Filed June 29, 2023, Exhibits included and uploaded in multiple parts.
- “Patent Owner’s Limited Fintiv Paper Identifying Relevant Evidence”, Inter Partes Review of U.S. Pat. No. 11,019,509, IPR2023-00229, Filed Jun. 29, 2023, Exhibits included.
- “Patent Owner’s Limited Fintiv Paper Identifying Relevant Evidence”, Inter Partes Review of U.S. Pat. No. 11,019,509, IPR2023-00320, Filed Jun. 29, 2023, Exhibits included.
- “Patent Owner’s Preliminary Response”, Inter Partes Review of U.S. Pat. No. 10,567,980, IPR2022-01549, Filed Jan. 24, 2023, Exhibits included and uploaded in multiple parts.
- “Patent Owner’s Preliminary Response”, Inter Partes Review of U.S. Pat. No. 10,693,700, IPR2023-00228, Filed Apr. 20, 2023, Exhibits included and uploaded in multiple parts.
- “Patent Owner’s Preliminary Response”, Inter Partes Review of U.S. Pat. No. 10,693,700, IPR2023-00319, Filed Apr. 17, 2023, Exhibits included and uploaded in multiple parts.
- “Patent Owner’s Preliminary Response”, Inter Partes Review of U.S. Pat. No. 11,019,509, IPR2023-00229, Filed Apr. 21, 2023, Exhibits included and uploaded in multiple parts.
- “Patent Owner’s Preliminary Response”, Inter Partes Review of U.S. Pat. No. 11,019,509, IPR2023-00320, Filed Apr. 21, 2023, Exhibits included and uploaded in multiple parts.
- “Patent Owner’s Preliminary Response”, Inter Partes Review of U.S. Pat. No. 8,842,761, IPR2022-01482, Filed Jan. 24, 2023, Exhibits included and uploaded in multiple parts.
- “Decision: Denying Petitioner’s Request for Rehearing of Decision Denying Institution of Inter Partes Review”, Inter Partes Review of U.S. Pat. No. 10,567,980, IPR2022-01549, Aug. 15, 2023, 5 pgs.
- “Patent Owner’s Response Pursuant to 37 C.F.R. § 42.120”, Inter Partes Review of U.S. Pat. No. 10,693,700, IPR2023-00319, Filed Oct. 2, 2023, Exhibit 2024 included, 59 pgs.

\* cited by examiner

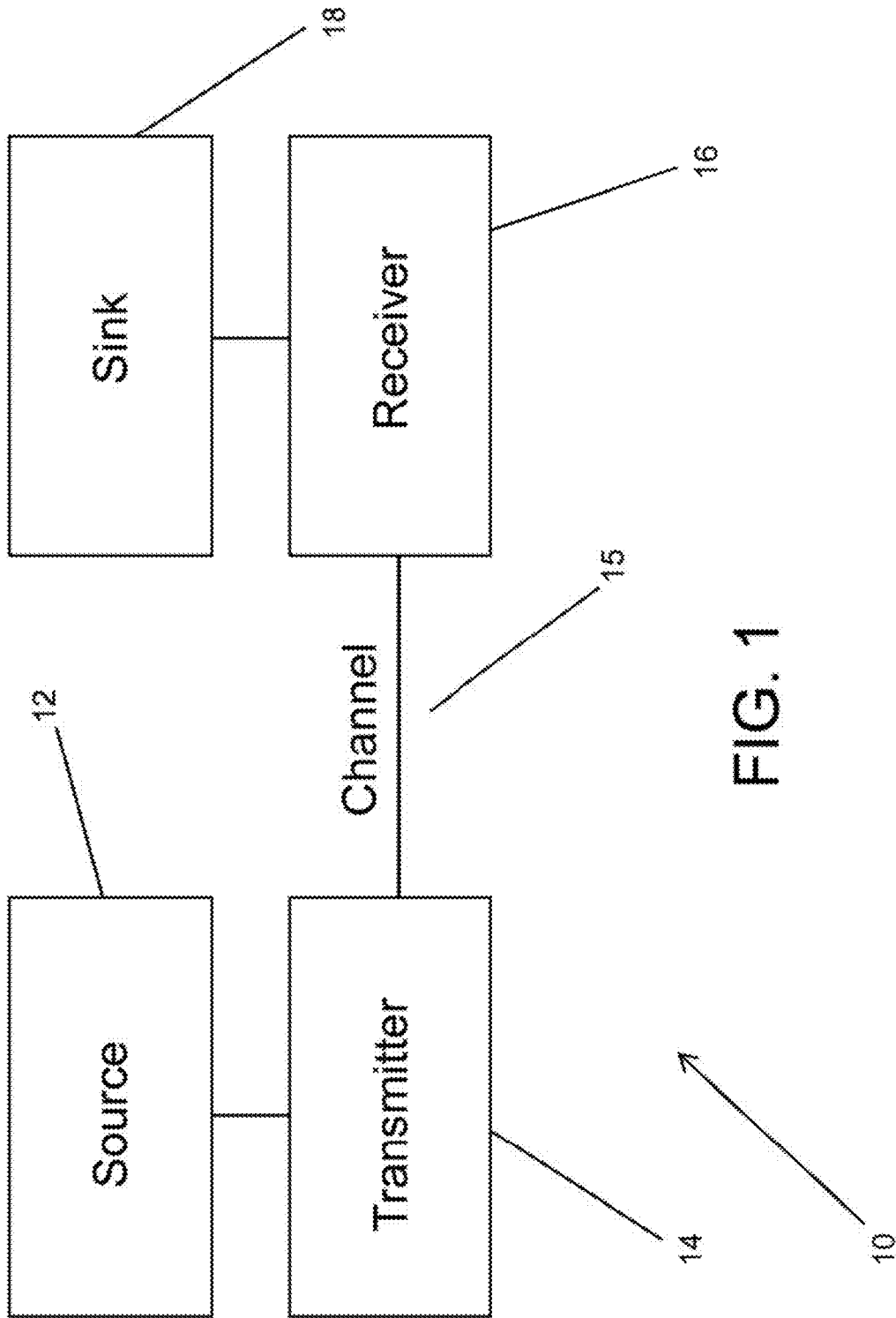


FIG. 1

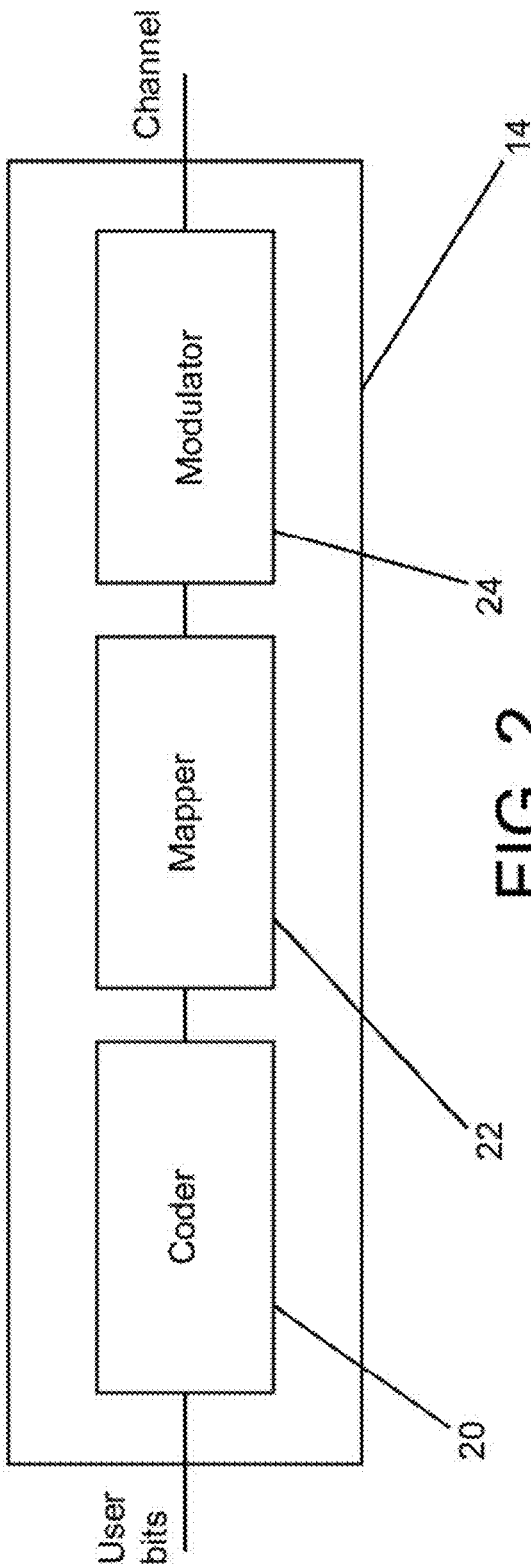


FIG. 2

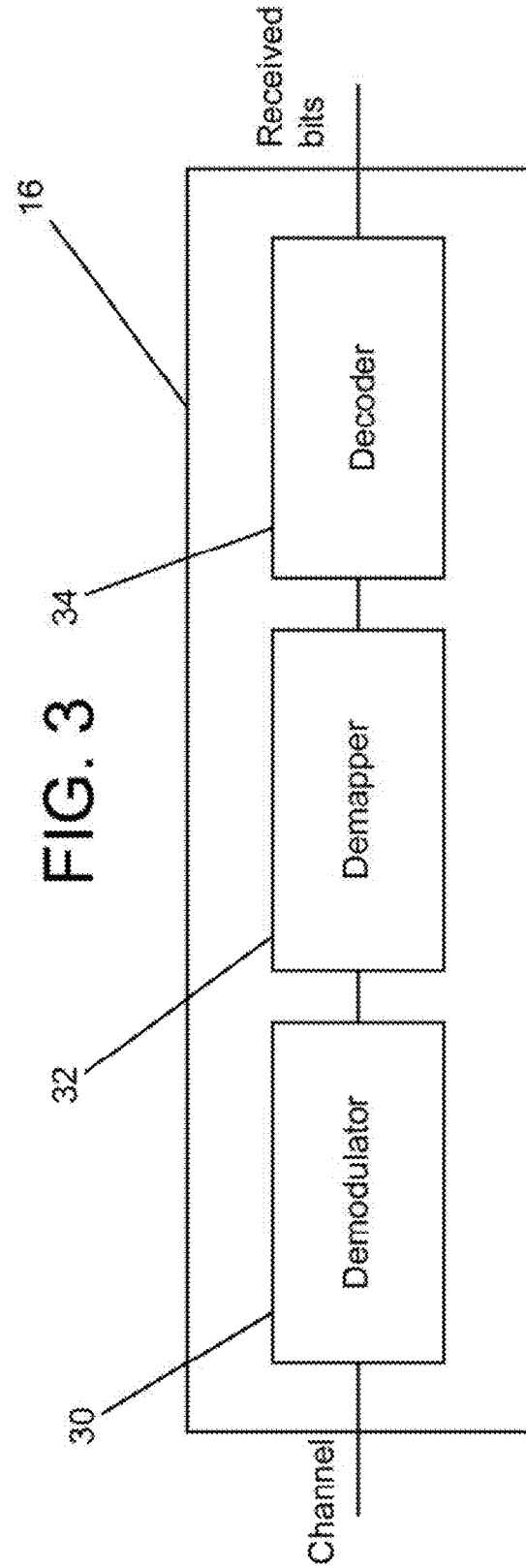


FIG. 3



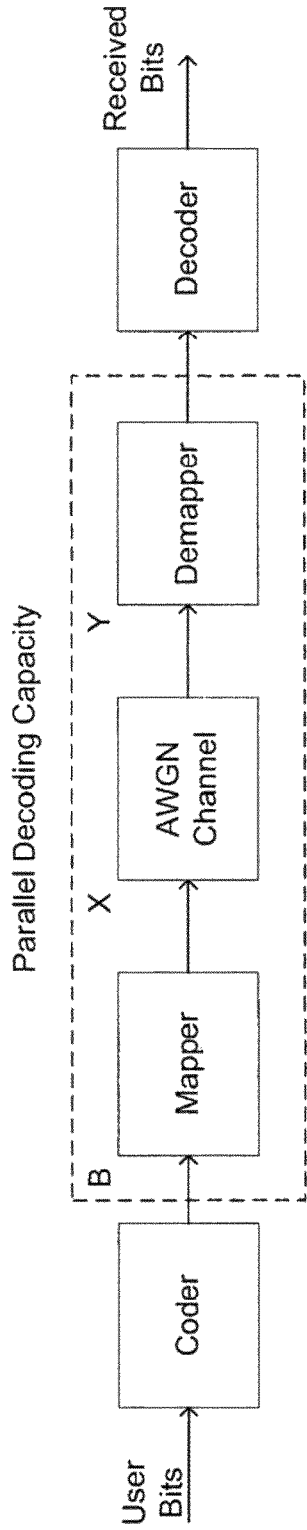


FIG. 4a

40

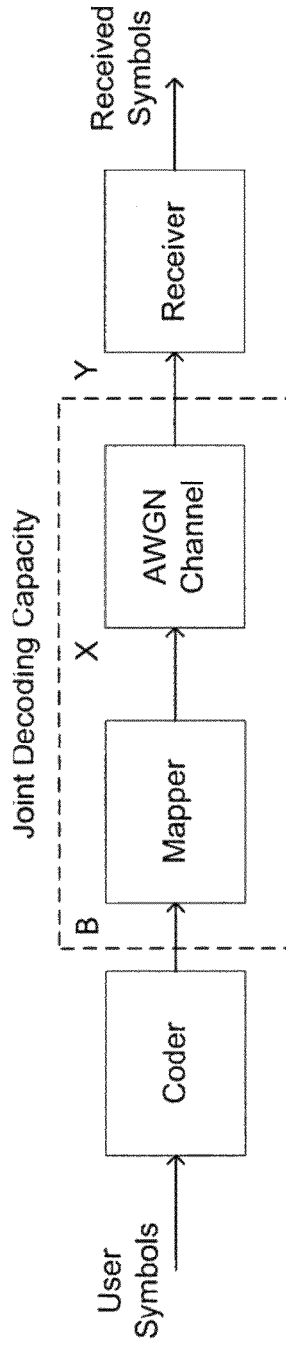


FIG. 4b

42

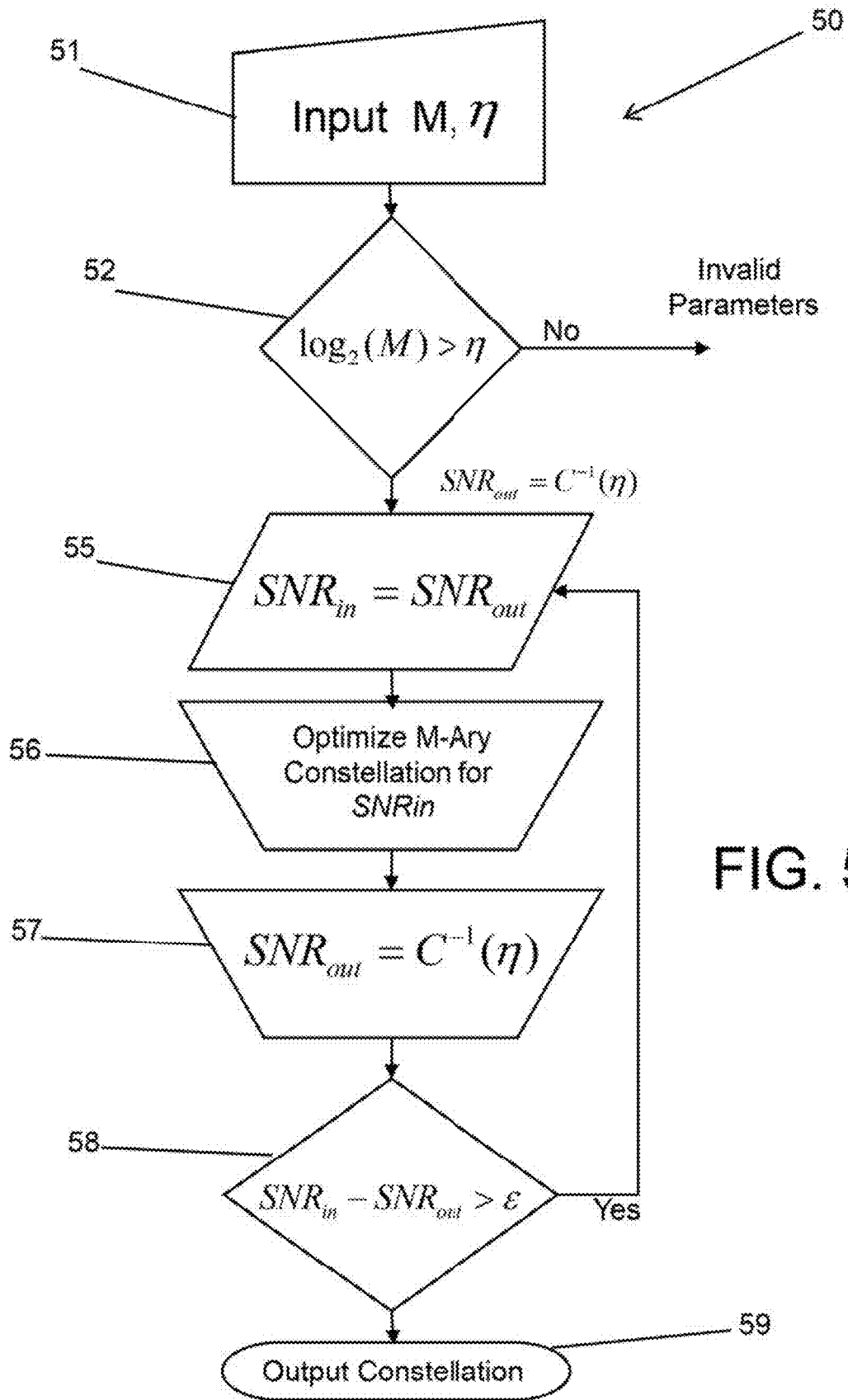


FIG. 5

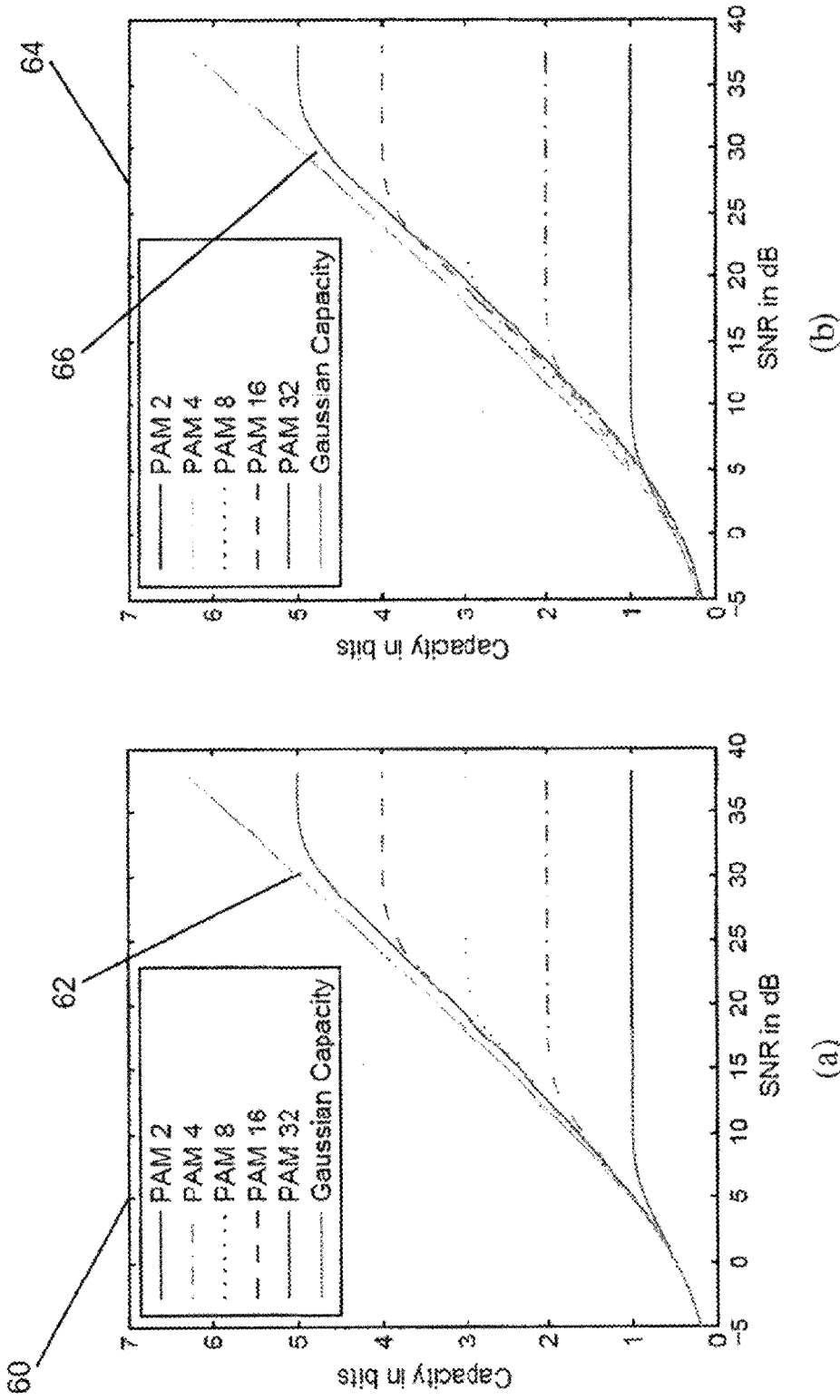


FIG. 6a

FIG. 6b

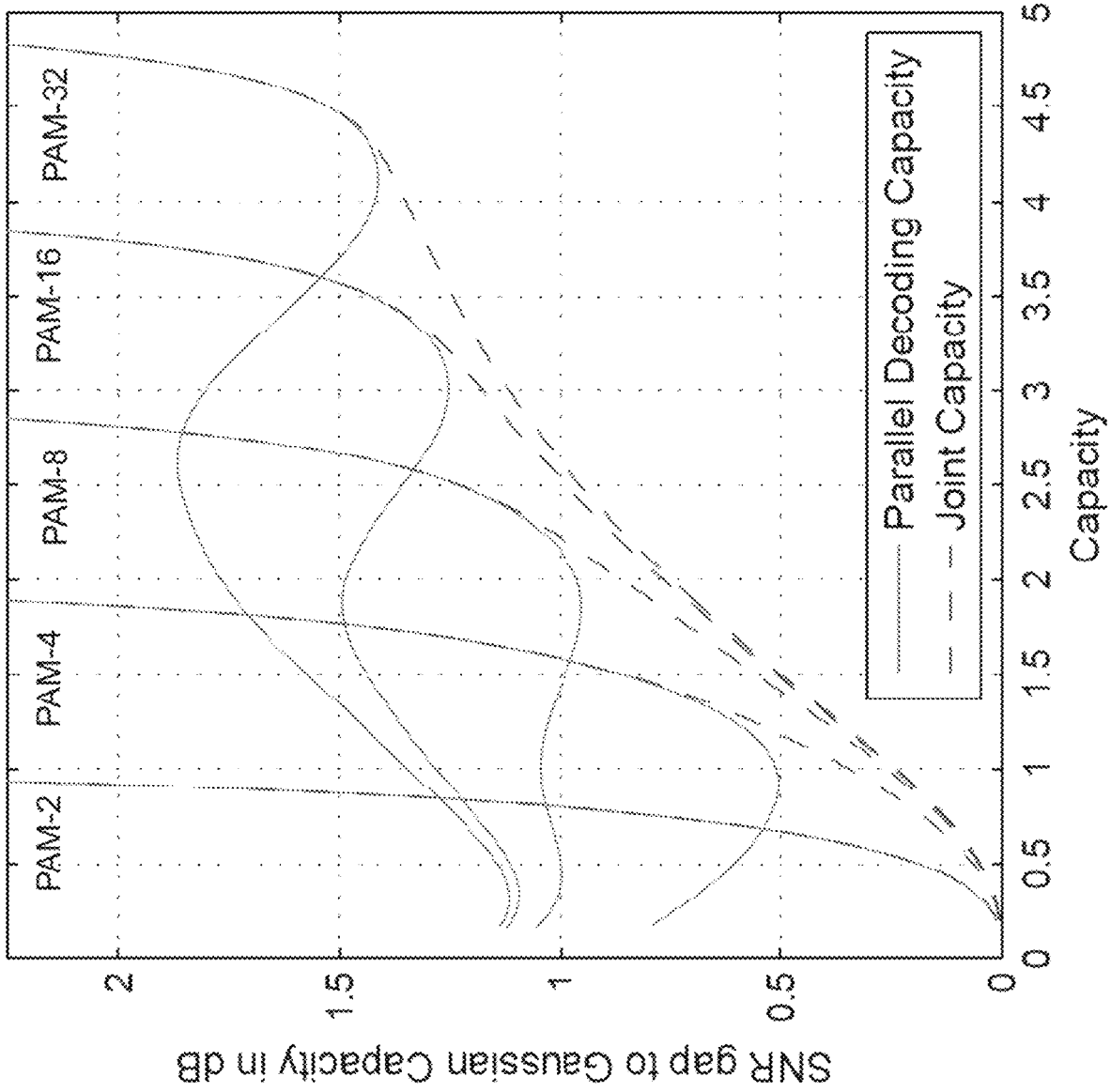


FIG. 7

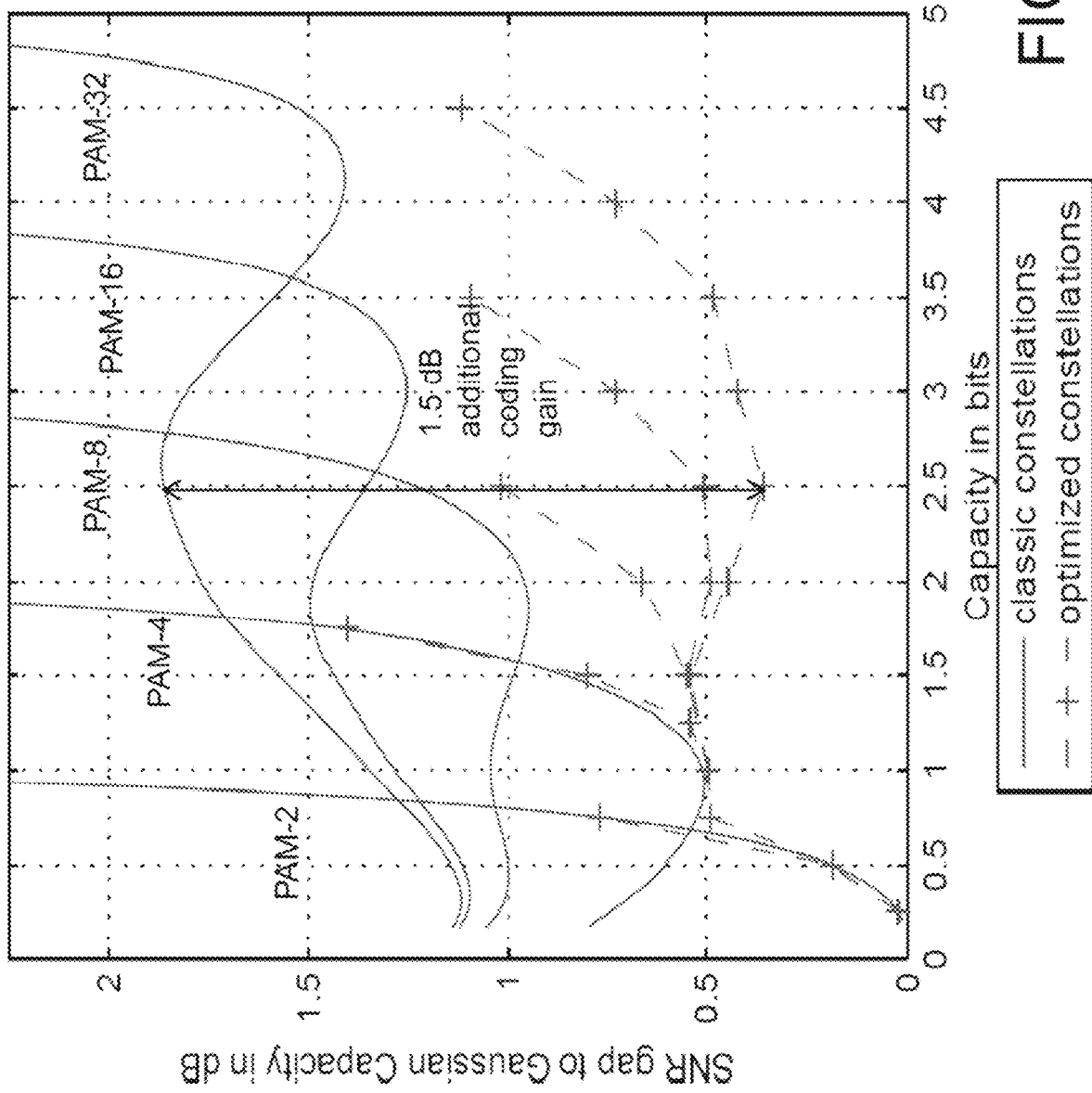


FIG. 8a

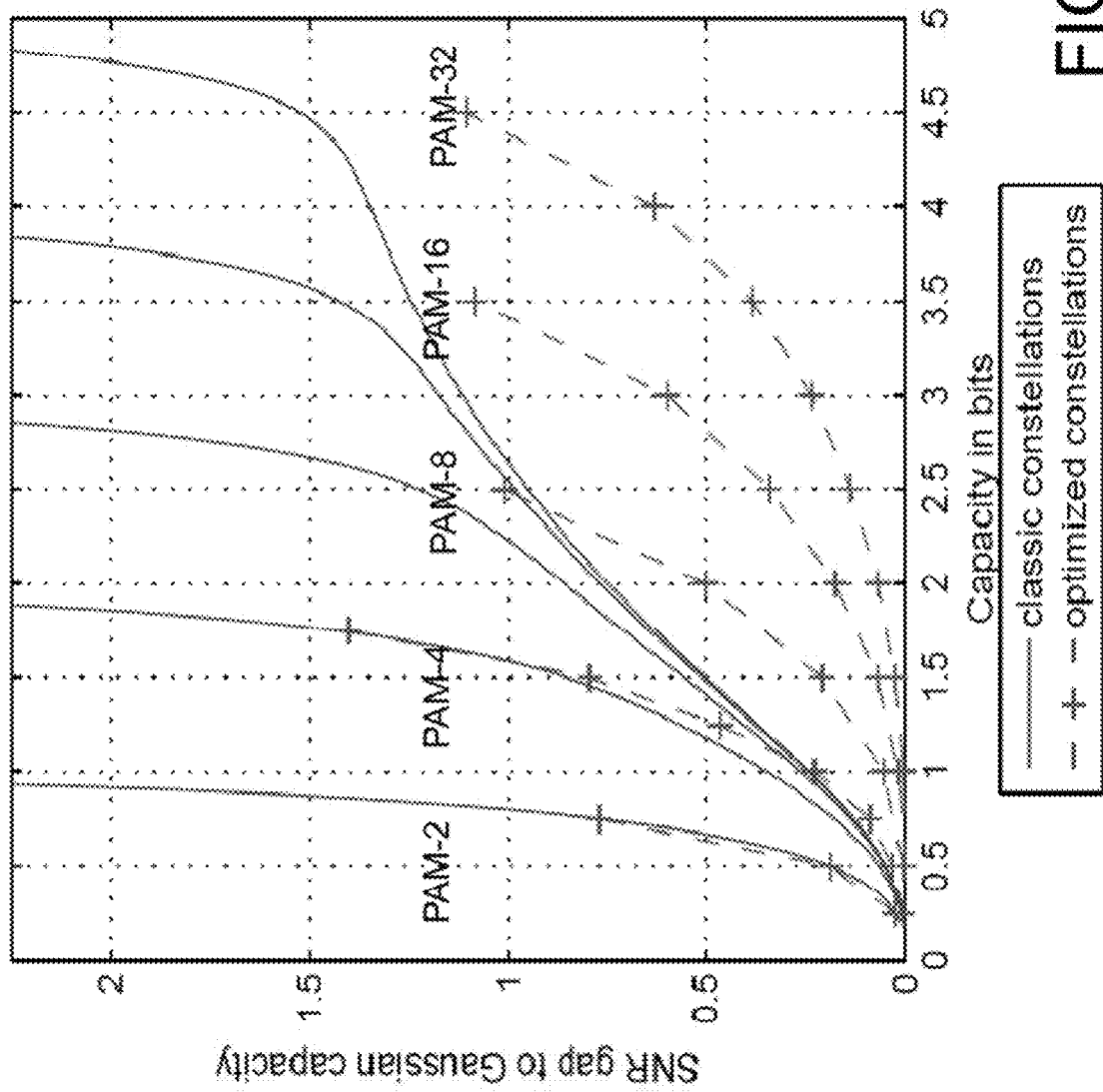


FIG. 8b

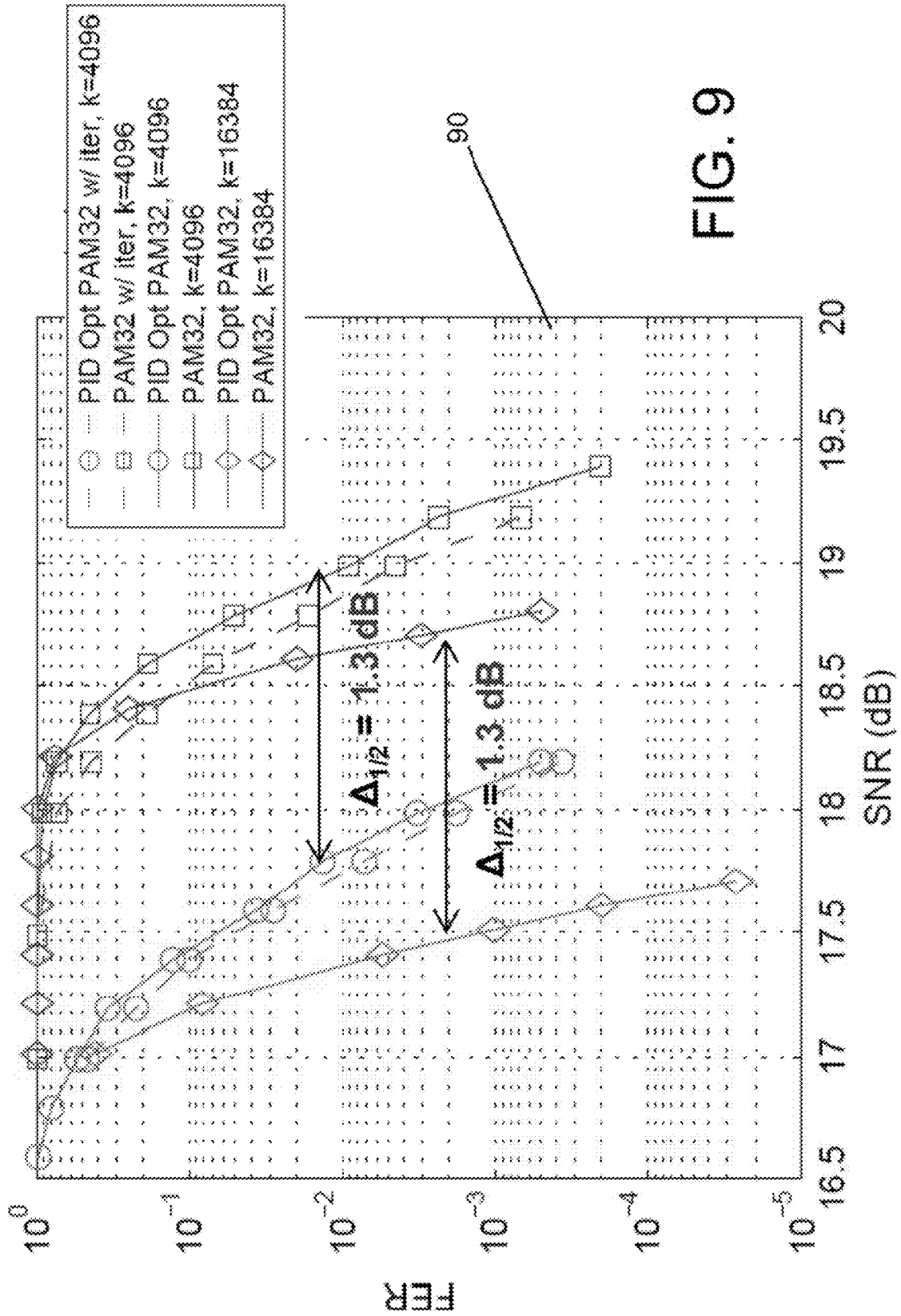


FIG. 9

90

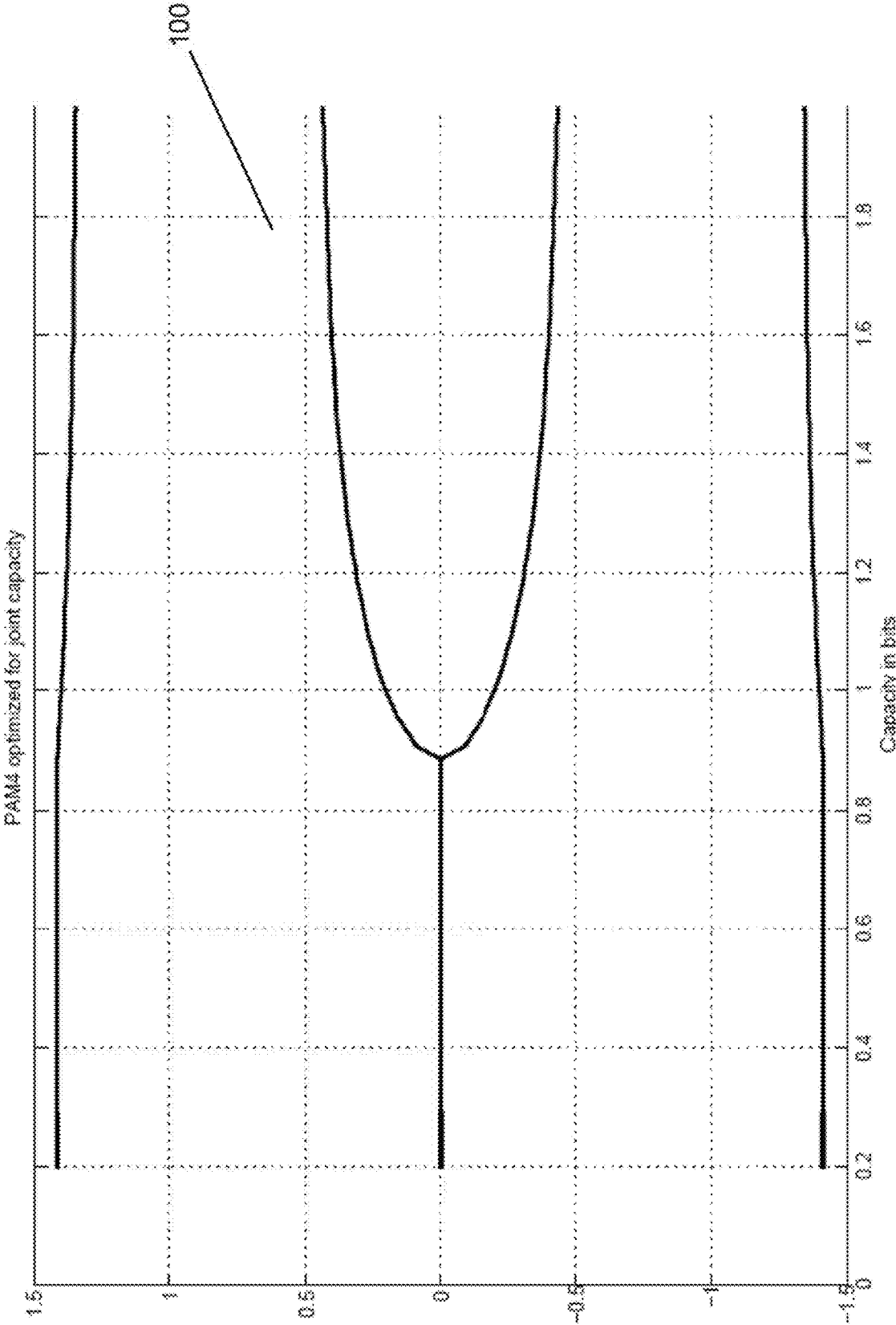


FIG. 10a



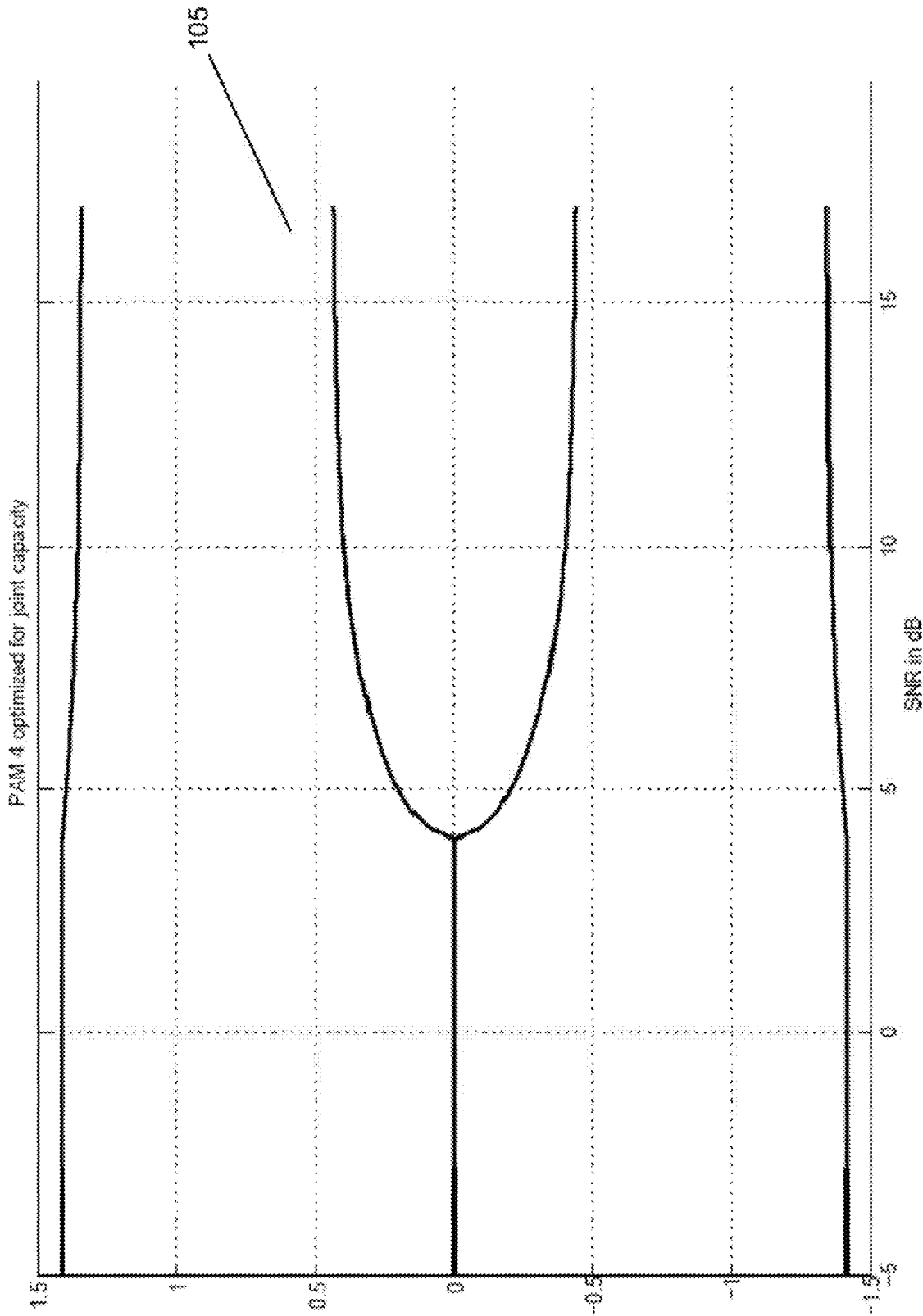


FIG. 10b

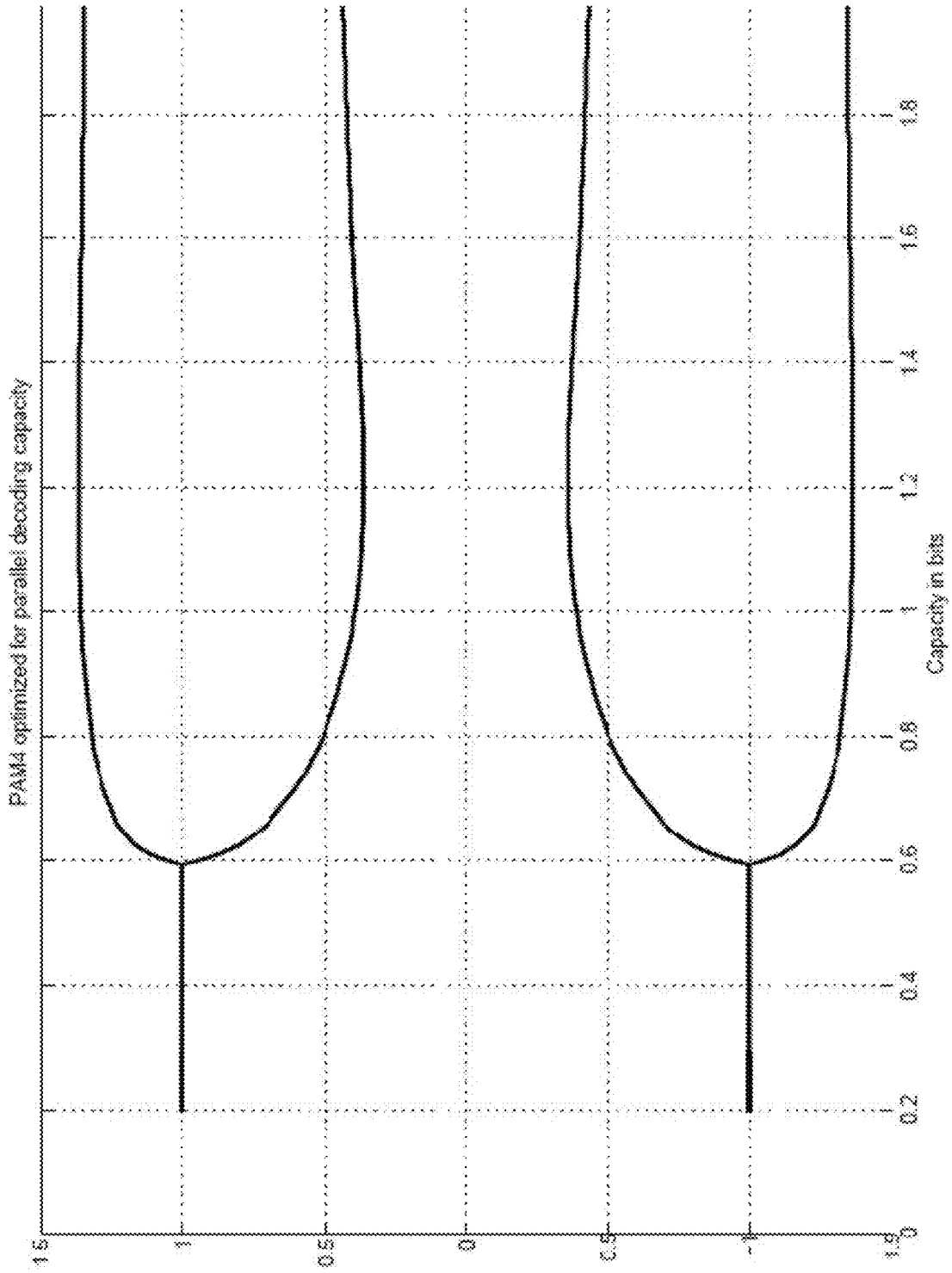


FIG. 10c

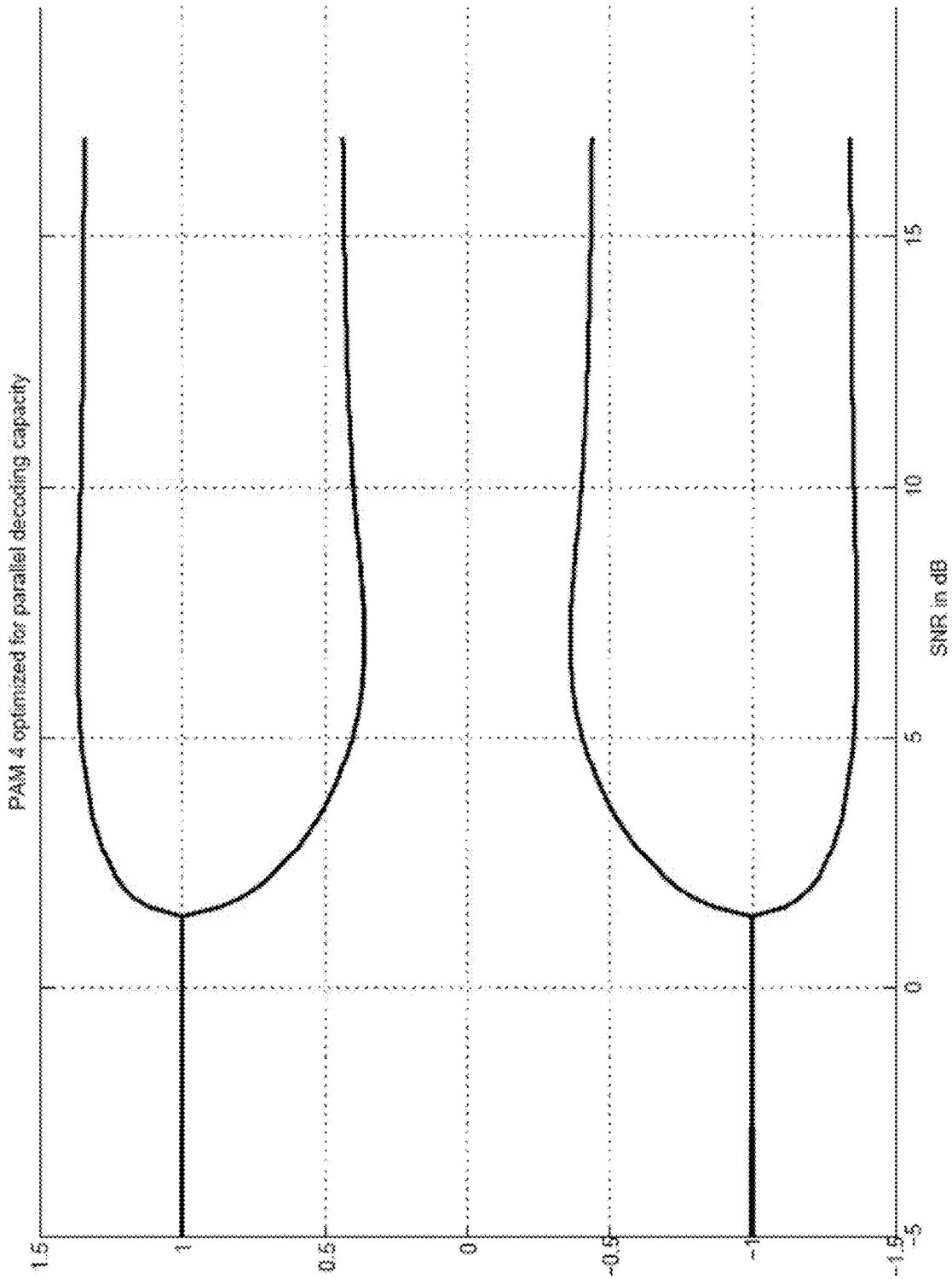


FIG. 10d

PAM-4 constellations optimized for joint capacity at different rates

	0.50	0.75	1.00	1.25	1.50
(bps)	0.50	0.75	1.00	1.25	1.50
(SNR)	0.03	2.71	5.00	7.15	9.24
$x_0$	-1.41	-1.41	-1.40	-1.37	-1.36
$x_1$	0.00	0.00	-0.20	-0.33	-0.39
$x_2$	0.00	0.00	0.20	0.33	0.39
$x_3$	1.41	1.41	1.40	1.37	1.36

FIG. 11a

PAM-4 constellations optimized for parallel decoding capacity at different

(bps)	0.50	0.75	1.00	1.25	1.50
(SNR)	0.19	3.11	5.26	7.22	9.25
$x_0$	-1.00	-1.30	-1.36	-1.37	-1.36
$x_1$	-1.00	-0.56	-0.39	-0.33	-0.39
$x_2$	1.00	1.30	1.36	0.33	1.36
$x_3$	1.00	0.56	0.39	1.37	0.39

FIG. 11b

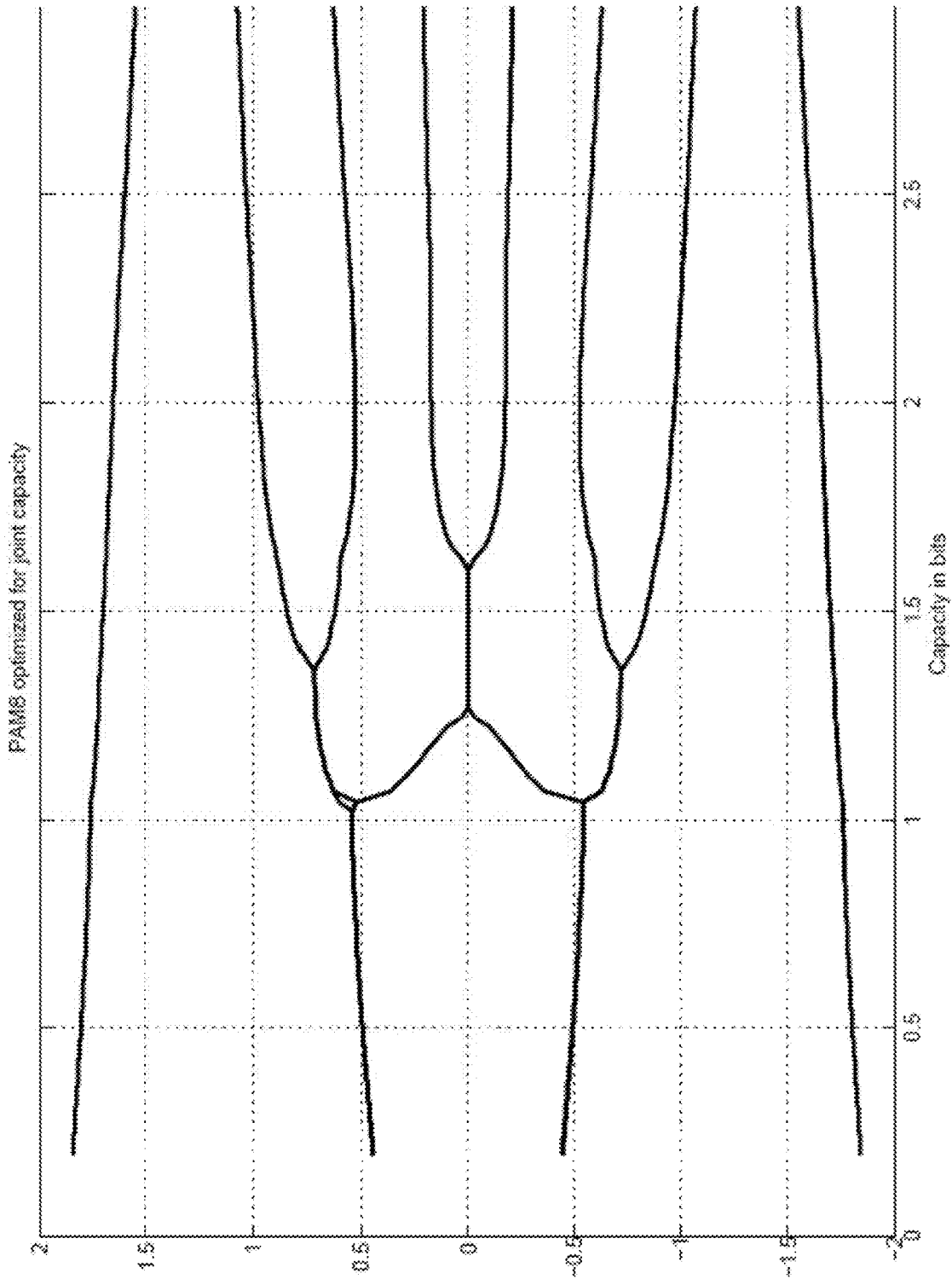


FIG. 12a

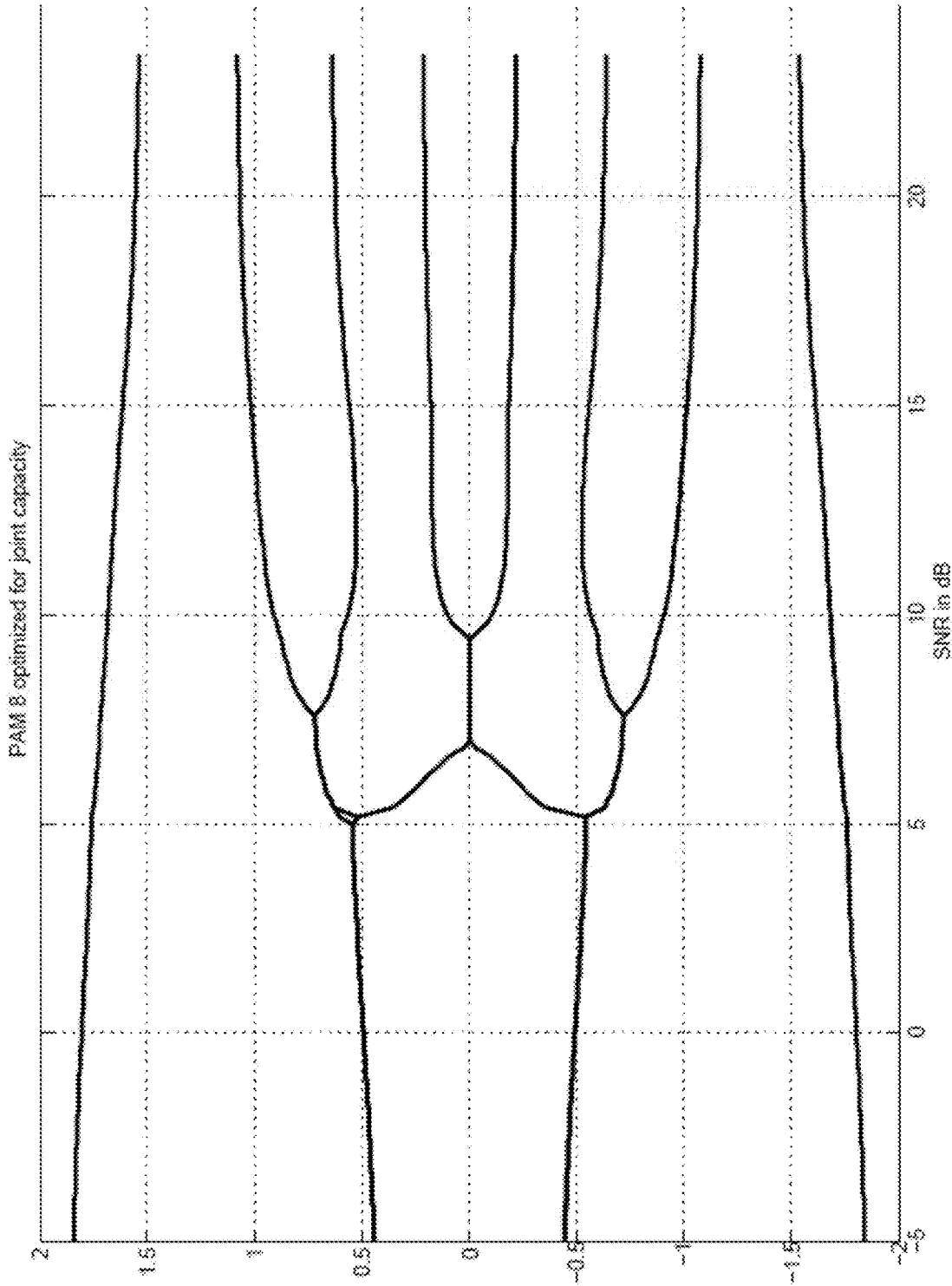


FIG. 12b

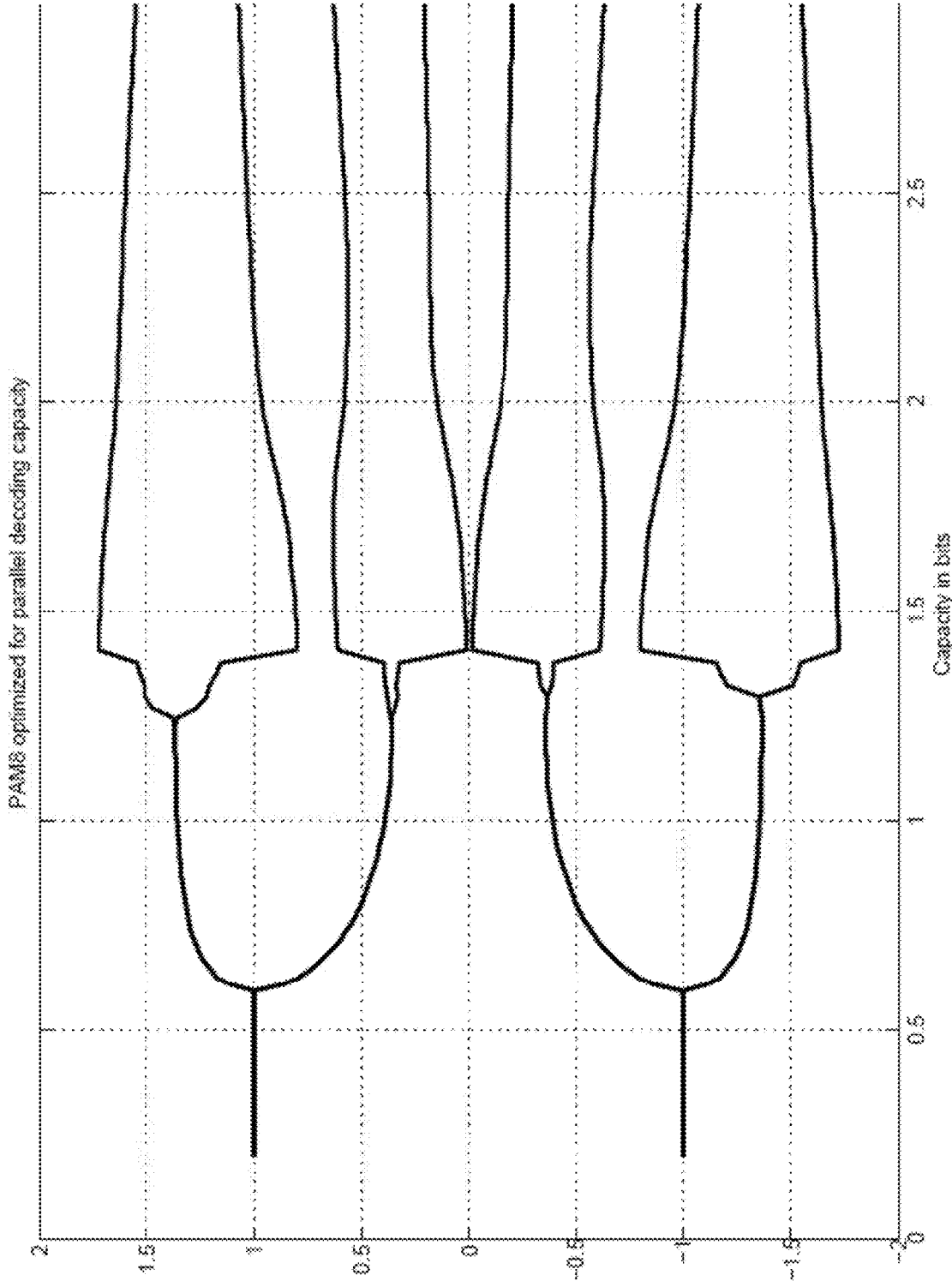


FIG. 12c



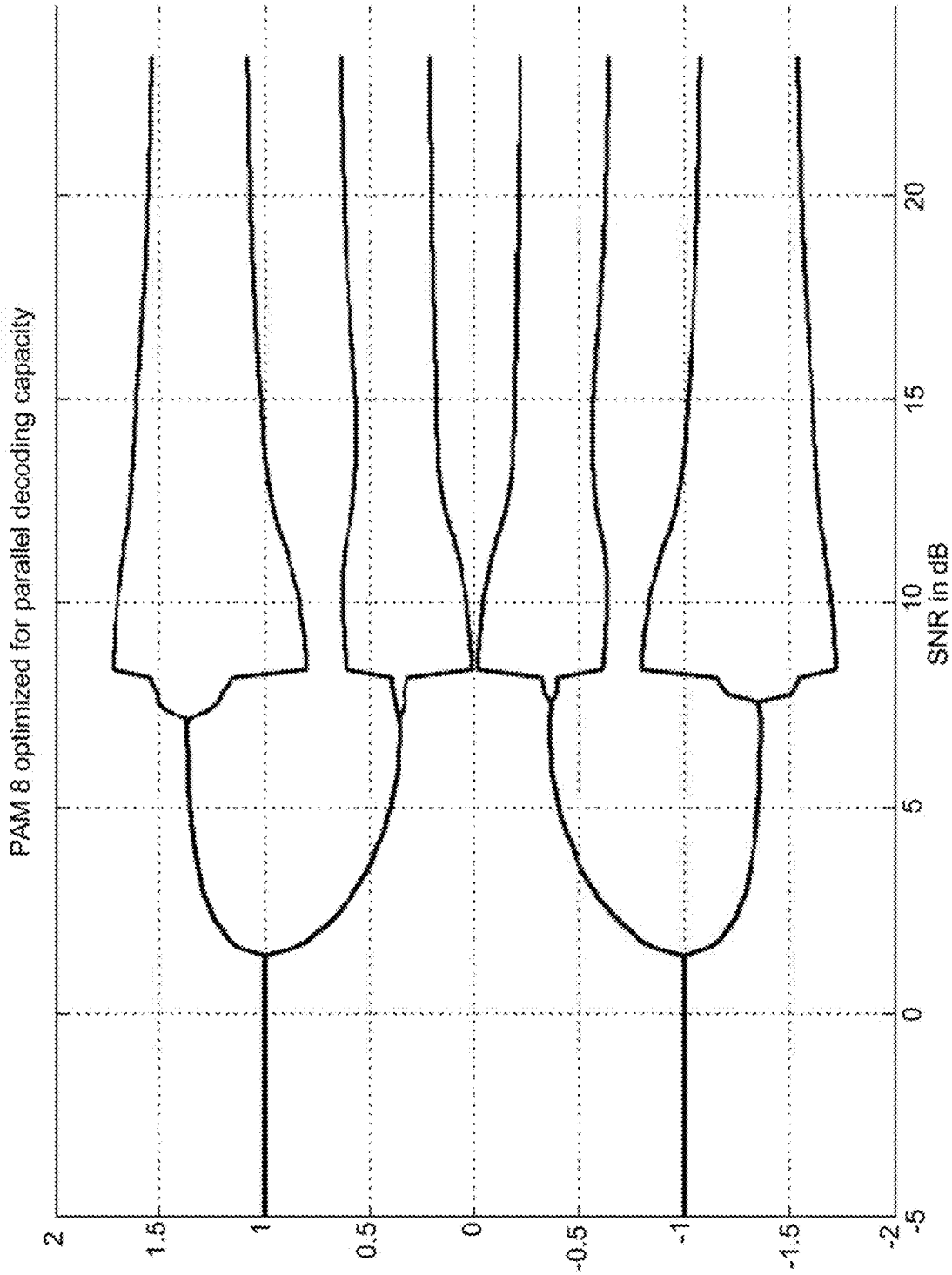


FIG. 12d

PAM-8 constellations optimized for joint capacity at different rates

(bps)	0.5	1.0	1.5	2.0	2.5
(SNR)	0.00	4.82	8.66	12.26	15.93
$x_0$	-1.81	-1.76	-1.70	-1.66	-1.60
$x_1$	-0.50	-0.55	-0.84	-0.97	-1.03
$x_2$	-0.50	-0.55	-0.63	-0.53	-0.58
$x_3$	-0.50	-0.55	-0.00	-0.17	-0.19
$x_4$	0.50	0.55	0.00	0.17	0.19
$x_5$	0.50	0.55	0.63	0.53	0.58
$x_6$	0.50	0.55	0.84	0.97	1.03
$x_7$	1.81	1.76	1.70	1.66	1.60

FIG. 13a

PAM-8 constellations optimized for parallel decoding capacity at different

	0.5	1.0	1.5	2.0	2.5
(bps)	0.19	5.27	9.00	12.42	15.93
(SNR)	-1.00	-1.36	-1.72	-1.64	-1.60
$x_0$	-1.00	-1.36	-0.81	-0.97	-1.03
$x_1$	-1.00	-0.39	1.72	1.64	-0.19
$x_2$	-1.00	-0.39	-0.62	-0.58	-0.58
$x_3$	1.00	1.36	0.62	0.58	1.60
$x_4$	1.00	1.36	0.02	0.15	1.03
$x_5$	1.00	0.39	0.81	0.97	0.19
$x_6$	1.00	0.39	-0.02	-0.15	0.58
$x_7$					

FIG. 13b

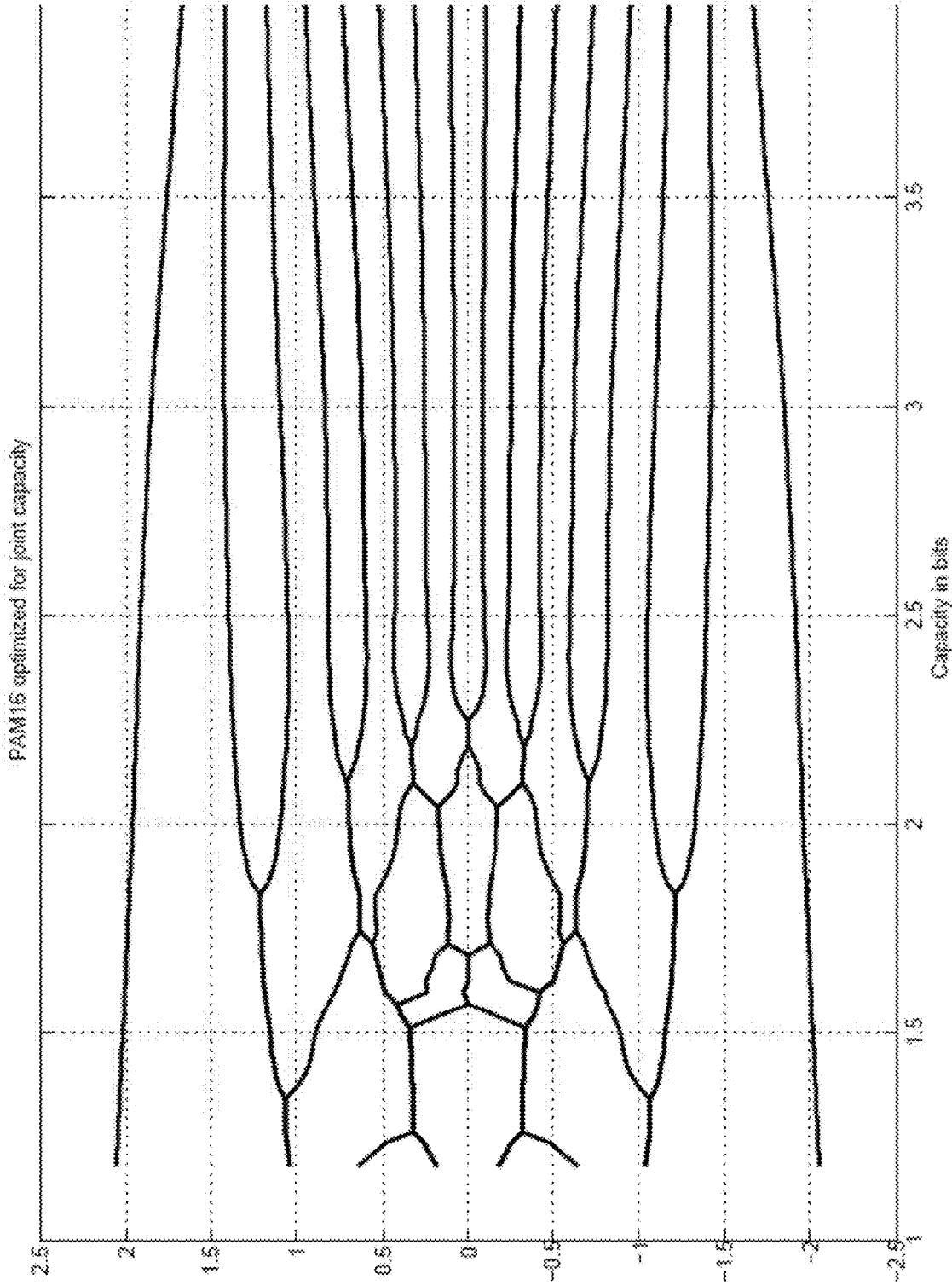


FIG. 14a

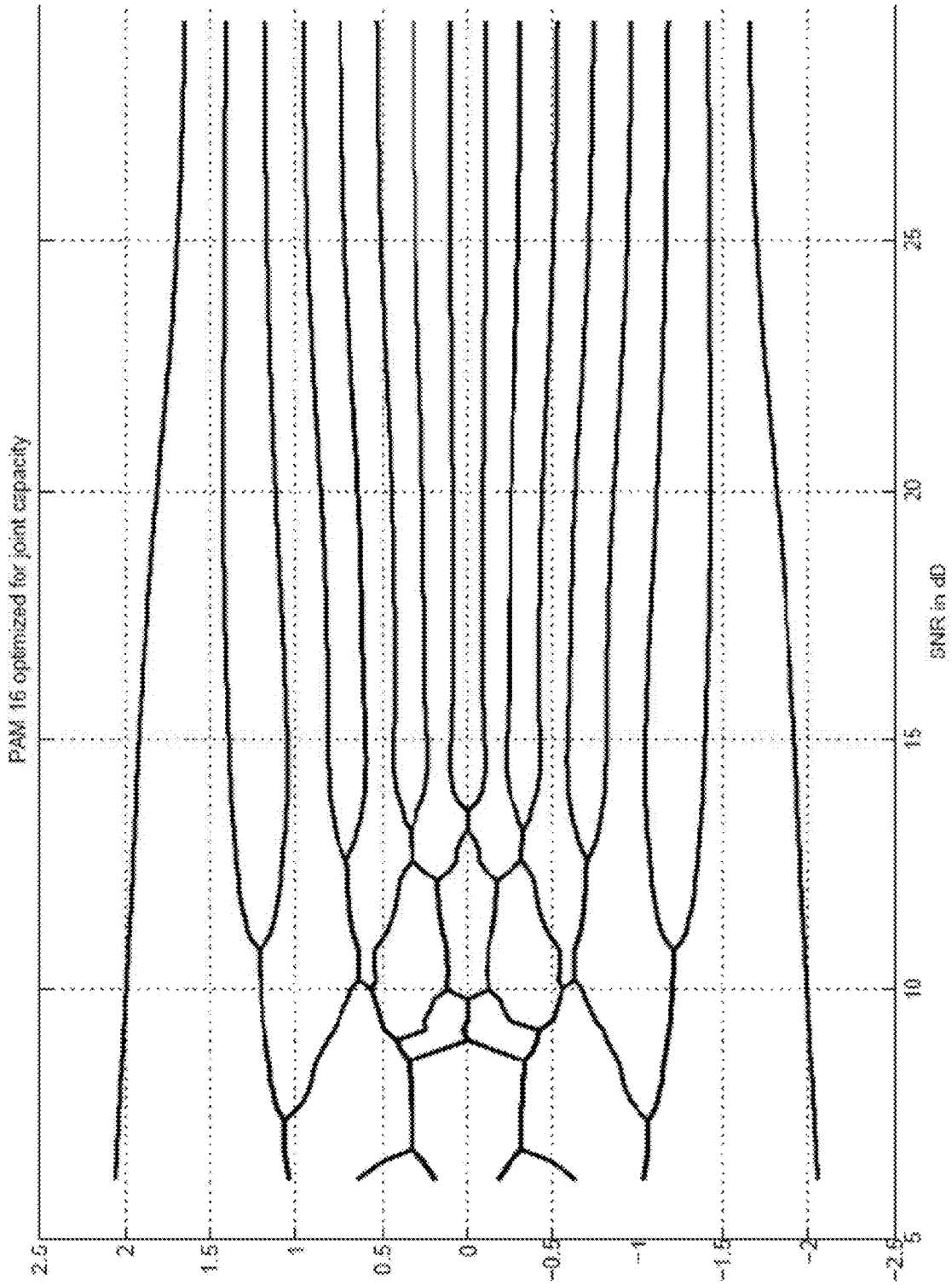


FIG. 14b

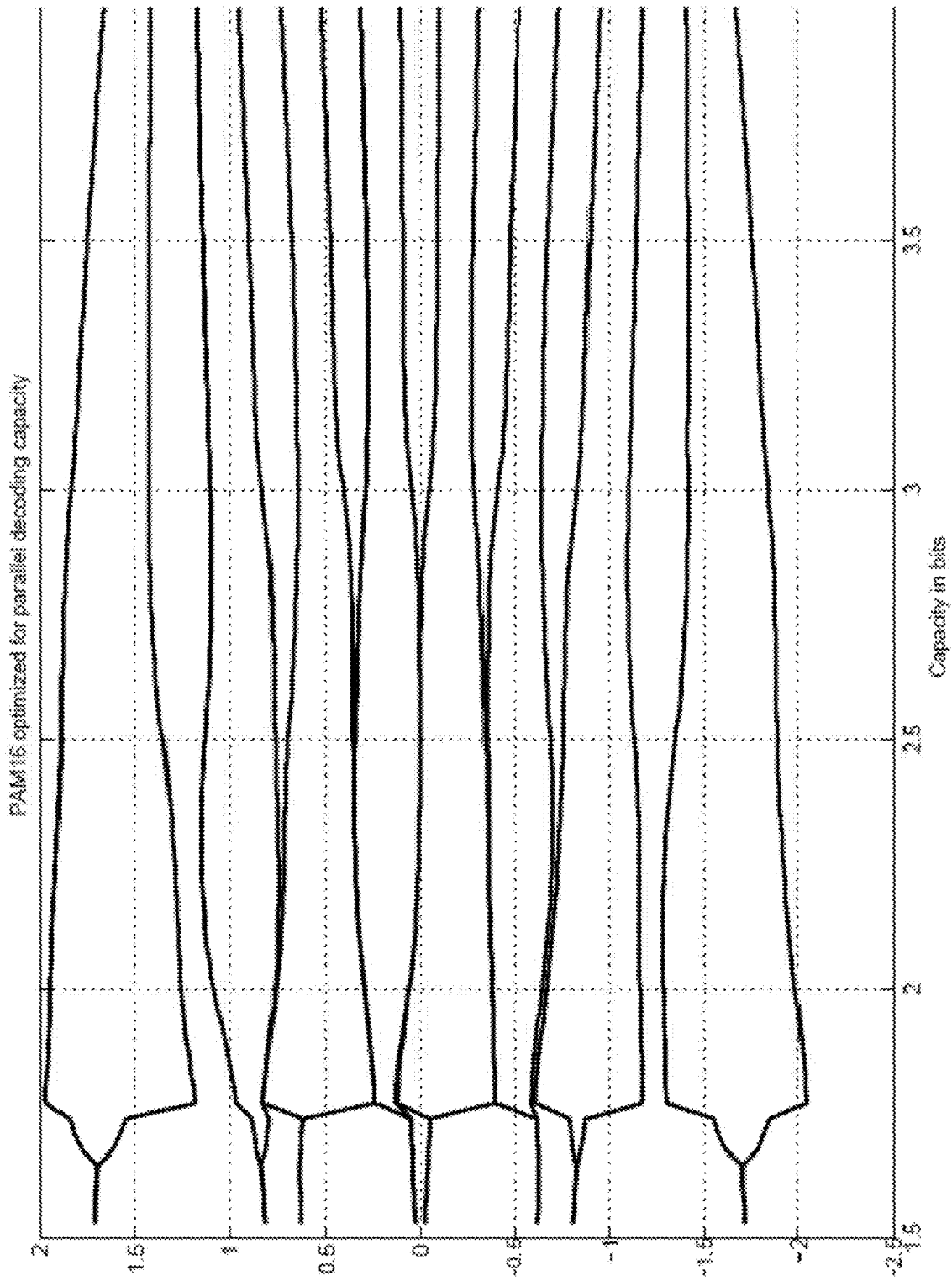


FIG. 14C

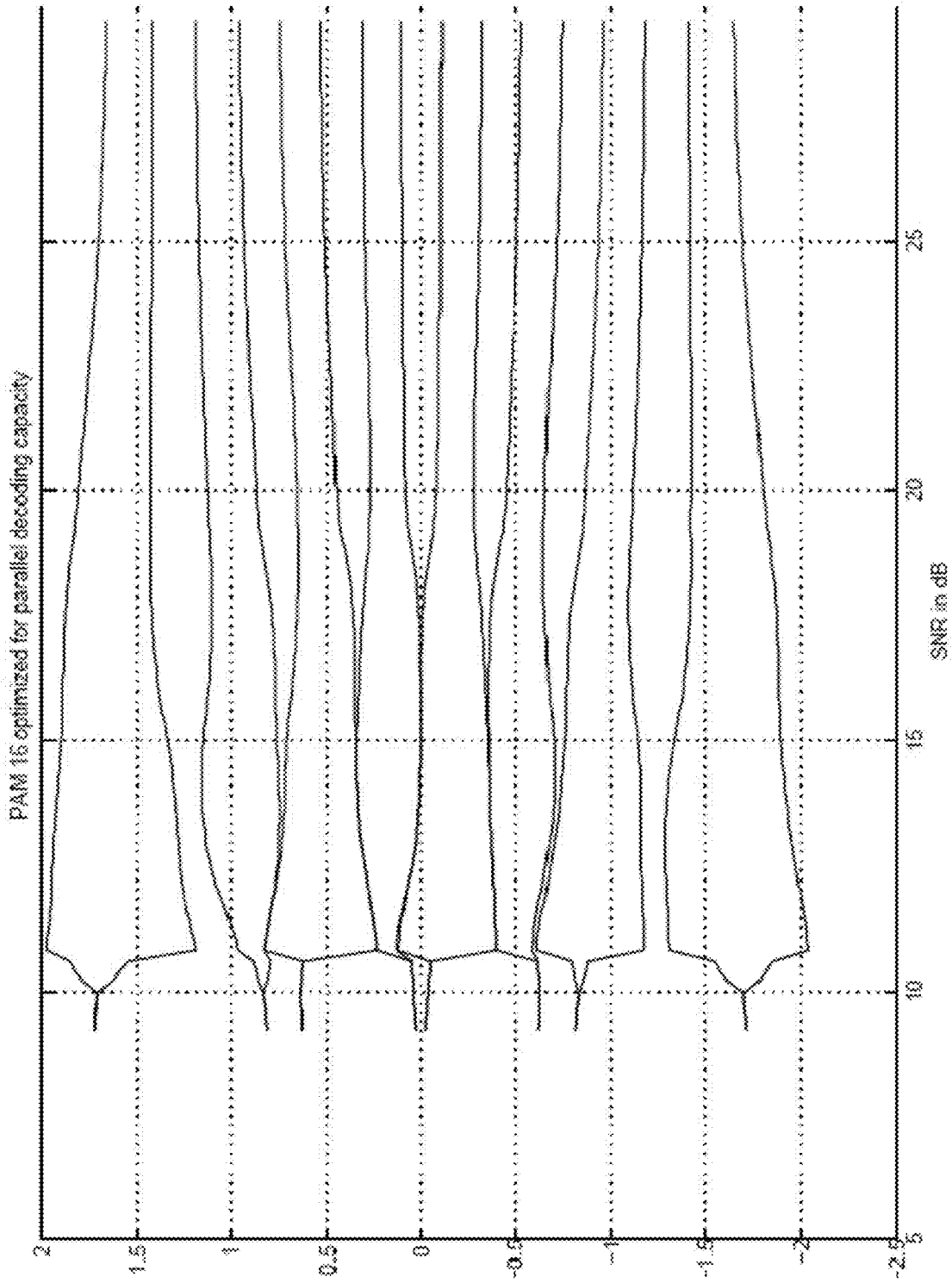


FIG. 14d

PAM-16 constellations optimized for joint capacity at different rates

(bps)	1.5	2.0	2.5	3.0	3.5
(SNR)	8.52	11.94	15.25	18.60	22.12
$x_0$	-2.02	-1.96	-1.91	-1.85	-1.76
$x_1$	-1.16	-1.33	-1.40	-1.42	-1.42
$x_2$	-1.16	-1.10	-1.05	-1.10	-1.15
$x_3$	-0.90	-0.69	-0.82	-0.84	-0.90
$x_4$	-0.34	-0.69	-0.60	-0.62	-0.68
$x_5$	-0.34	-0.40	-0.43	-0.43	-0.47
$x_6$	-0.34	-0.17	-0.24	-0.26	-0.28
$x_7$	-0.34	-0.17	-0.09	-0.08	-0.09
$x_8$	0.34	0.17	0.09	0.08	0.09
$x_9$	0.34	0.17	0.24	0.26	0.28
$x_{10}$	0.34	0.40	0.43	0.43	0.47
$x_{11}$	0.34	0.69	0.60	0.62	0.68
$x_{12}$	0.90	0.69	0.82	0.84	0.90
$x_{13}$	1.16	1.10	1.05	1.10	1.15
$x_{14}$	1.16	1.33	1.40	1.42	1.42
$x_{15}$	2.02	1.96	1.91	1.85	1.76

FIG. 15a



PAM-16 constellations optimized for parallel decoding capacity at different

(bps)	1.5	2.0	2.5	3.0	3.5
(SNR)	9.00	12.25	15.42	18.72	22.13
$x_0$	-1.72	-1.98	-1.89	-1.84	-1.75
$x_1$	-1.72	-1.29	-1.36	-1.42	-1.42
$x_2$	-0.81	1.94	1.89	1.84	1.75
$x_3$	-0.81	-1.17	-1.14	-1.11	-1.15
$x_4$	1.72	-0.38	-0.35	-0.40	-0.47
$x_5$	1.72	-0.65	-0.70	-0.65	-0.68
$x_6$	-0.62	-0.38	-0.34	-0.29	-0.28
$x_7$	-0.62	-0.68	-0.76	-0.83	-0.90
$x_8$	0.62	1.09	1.13	1.11	1.15
$x_9$	0.62	0.76	0.76	0.84	0.90
$x_{10}$	0.02	1.26	1.35	1.42	1.42
$x_{11}$	0.02	0.76	0.70	0.65	0.68
$x_{12}$	0.81	0.06	0.00	0.05	0.09
$x_{13}$	0.81	0.29	0.34	0.29	0.28
$x_{14}$	-0.02	0.06	0.00	-0.05	-0.09
$x_{15}$	-0.02	0.29	0.35	0.40	0.47

FIG. 15b

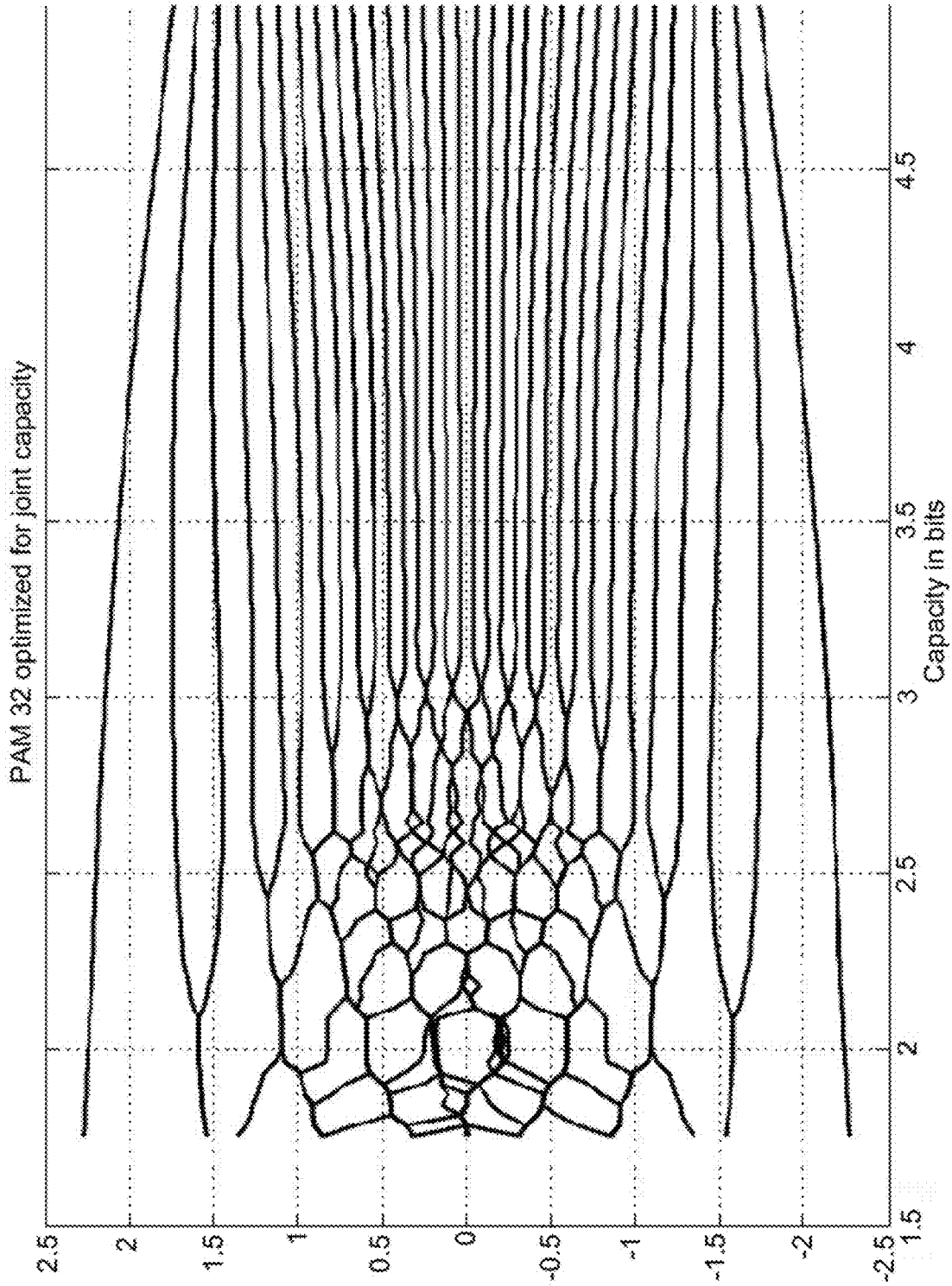


FIG. 16a

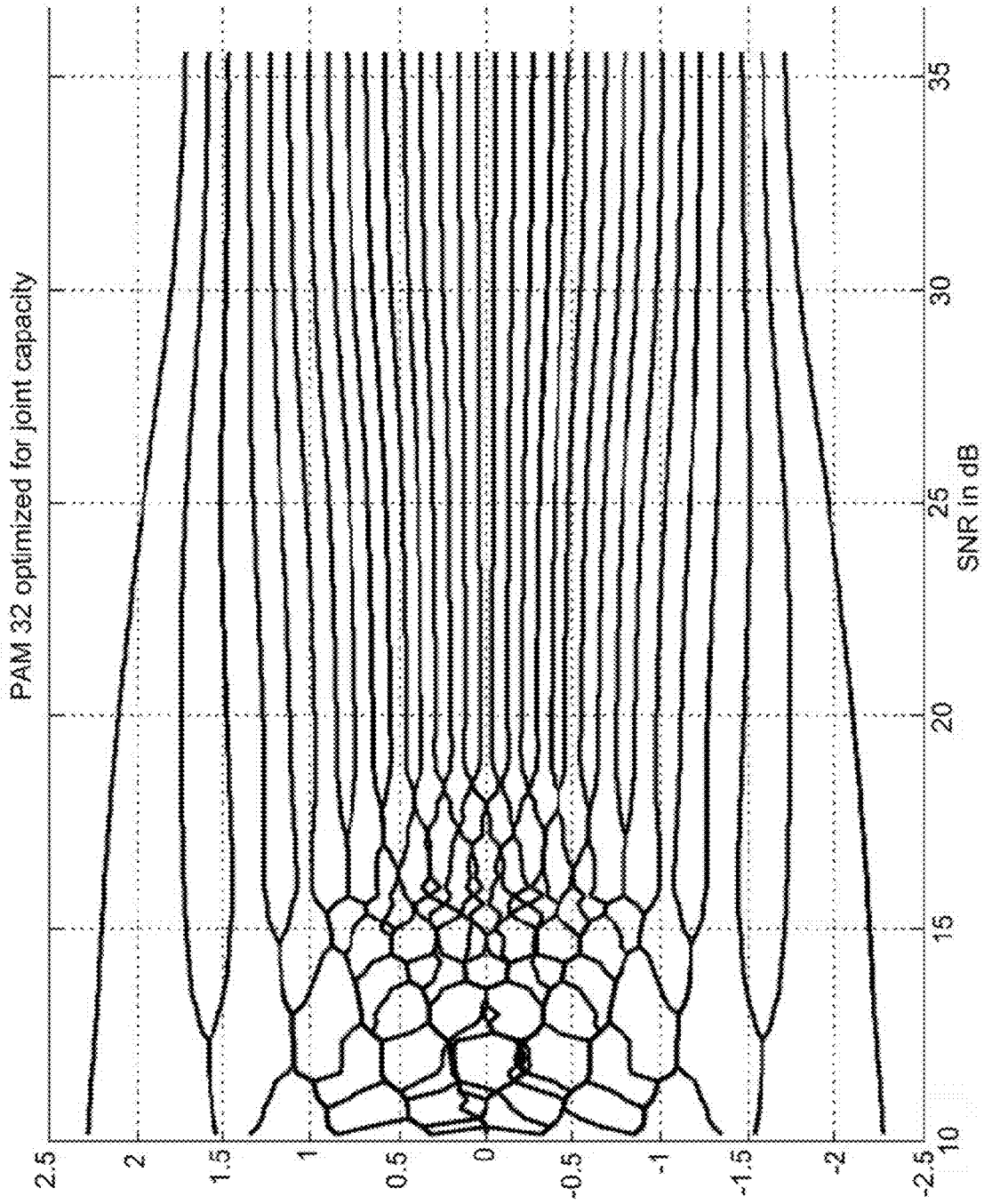


FIG. 16b

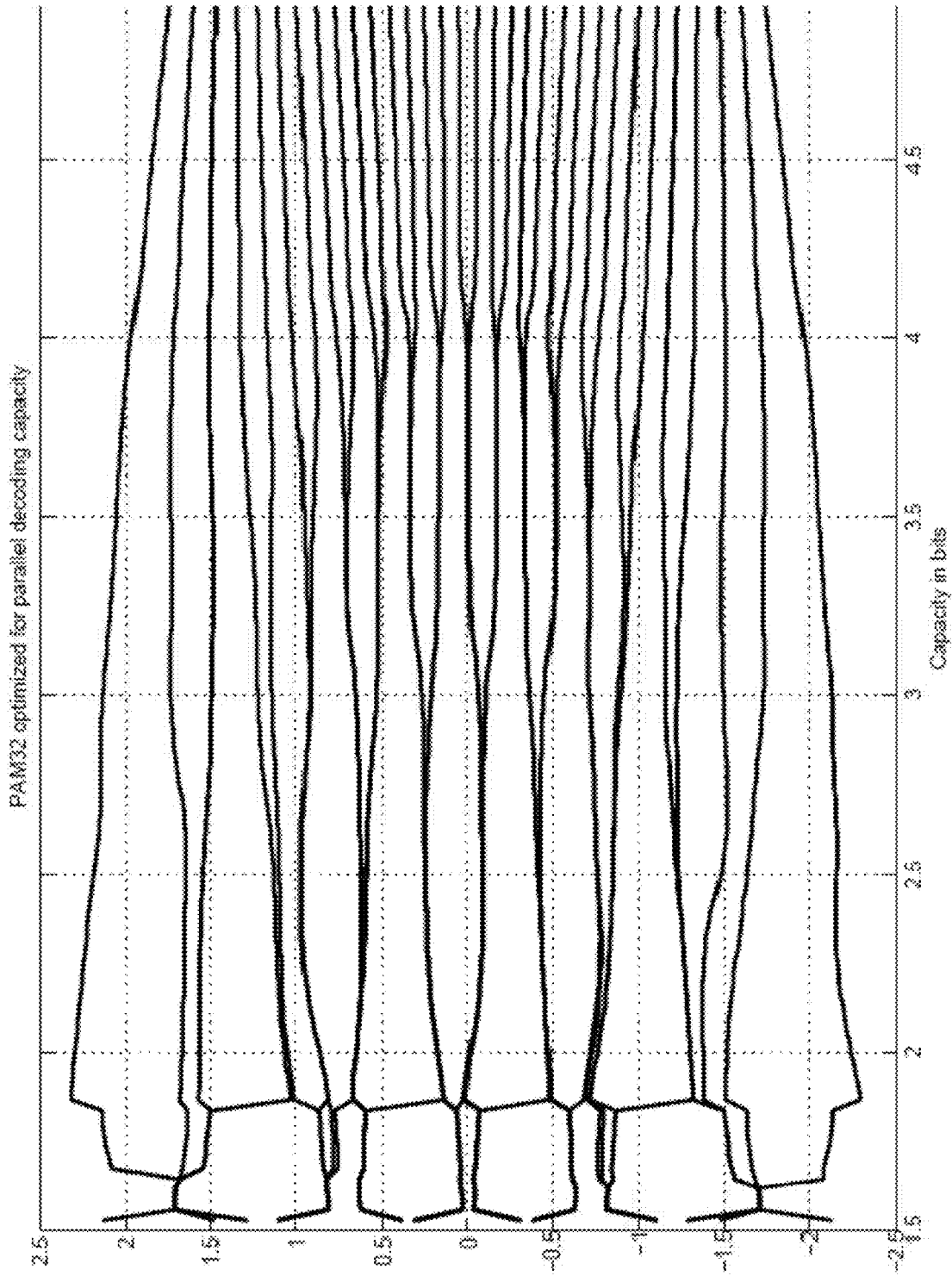


FIG. 16C

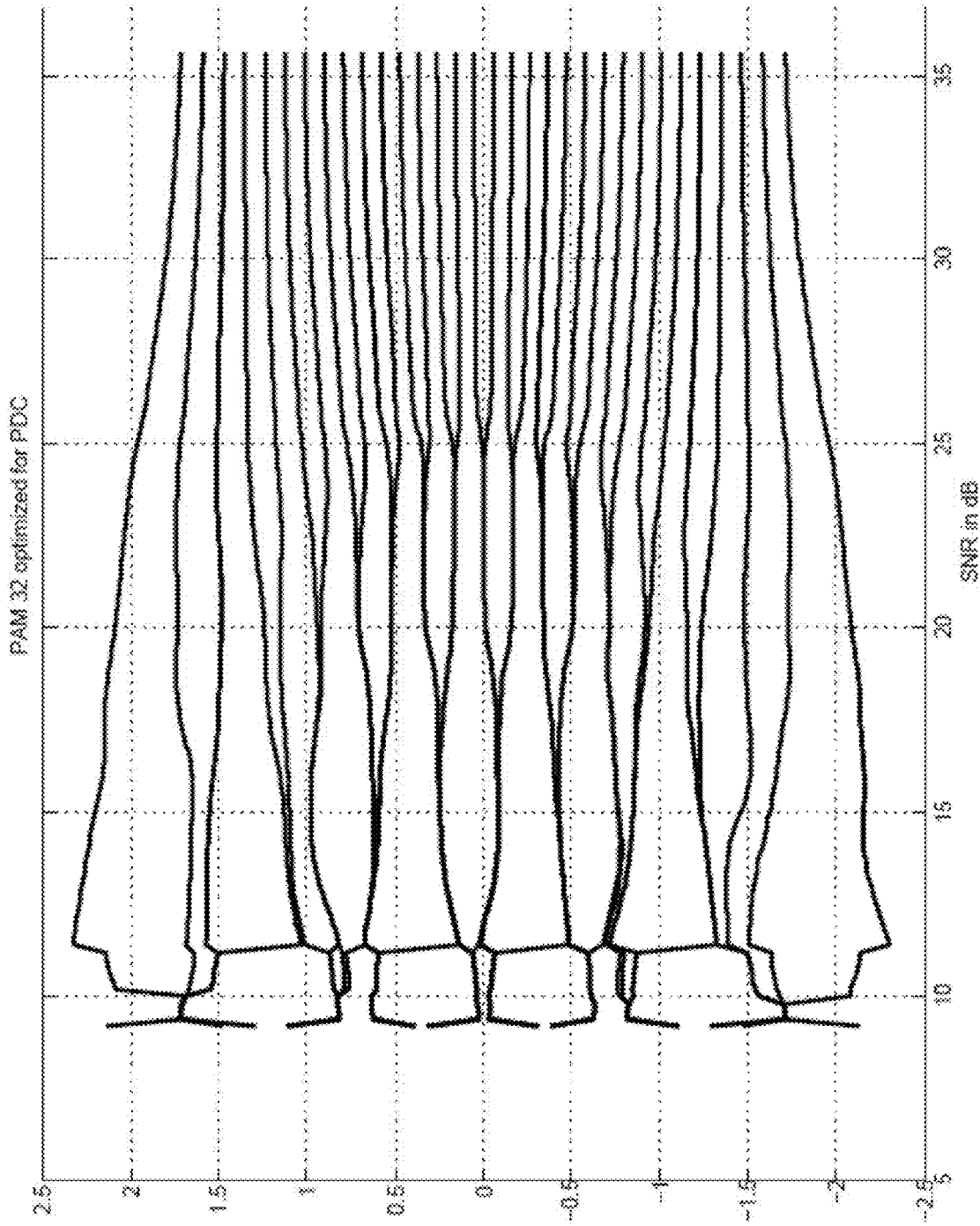


FIG. 16d

PAM-32 constellations optimized for joint capacity at different rates

(bps)	2.0	2.5	3.0	3.5	4.0	4.5
(SNR)	11.83	15.05	18.23	21.42	24.69	28.19
$x_0$	-2.25	-2.19	-2.14	-2.07	-1.97	-1.85
$x_1$	-1.58	-1.71	-1.74	-1.74	-1.72	-1.66
$x_2$	-1.58	-1.46	-1.46	-1.49	-1.51	-1.50
$x_3$	-1.10	-1.23	-1.27	-1.29	-1.33	-1.35
$x_4$	-1.10	-1.13	-1.11	-1.13	-1.17	-1.21
$x_5$	-1.10	-0.90	-0.98	-0.99	-1.02	-1.08
$x_6$	-0.83	-0.90	-0.85	-0.87	-0.90	-0.95
$x_7$	-0.60	-0.75	-0.75	-0.76	-0.78	-0.84
$x_8$	-0.60	-0.58	-0.63	-0.65	-0.67	-0.73
$x_9$	-0.60	-0.58	-0.57	-0.56	-0.57	-0.62
$x_{10}$	-0.60	-0.49	-0.42	-0.46	-0.48	-0.52
$x_{11}$	-0.24	-0.29	-0.40	-0.38	-0.39	-0.42
$x_{12}$	-0.21	-0.28	-0.24	-0.29	-0.30	-0.32
$x_{13}$	-0.20	-0.28	-0.24	-0.21	-0.21	-0.23
$x_{14}$	-0.20	-0.09	-0.09	-0.12	-0.13	-0.14
$x_{15}$	-0.16	-0.00	-0.07	-0.04	-0.04	-0.05
$x_{16}$	0.16	0.00	0.07	0.04	0.04	0.05
$x_{17}$	0.19	0.09	0.09	0.12	0.13	0.14
$x_{18}$	0.21	0.28	0.24	0.21	0.21	0.23
$x_{19}$	0.22	0.28	0.24	0.29	0.30	0.32
$x_{20}$	0.23	0.28	0.41	0.38	0.39	0.42
$x_{21}$	0.60	0.49	0.42	0.46	0.48	0.52
$x_{22}$	0.60	0.58	0.57	0.56	0.57	0.62
$x_{23}$	0.60	0.58	0.62	0.65	0.67	0.73
$x_{24}$	0.60	0.75	0.75	0.76	0.78	0.84
$x_{25}$	0.83	0.90	0.85	0.87	0.90	0.95
$x_{26}$	1.10	0.90	0.98	0.99	1.02	1.08
$x_{27}$	1.10	1.13	1.11	1.13	1.17	1.21
$x_{28}$	1.10	1.23	1.27	1.29	1.33	1.35
$x_{29}$	1.58	1.46	1.46	1.49	1.51	1.50
$x_{30}$	1.58	1.71	1.74	1.74	1.72	1.66
$x_{31}$	2.25	2.19	2.14	2.07	1.97	1.85

FIG. 17a

PAM-32 constellations optimized for parallel decoding capacity at different

(bps)	2.0	2.5	3.0	3.5	4.0	4.5
(SNR)	12.21	15.27	18.42	21.52	24.79	28.20
$r_0$	-2.25	-2.16	-2.14	-2.05	-1.97	-1.85
$r_1$	-1.52	-1.64	-1.75	-1.74	-1.72	-1.66
$r_2$	2.30	2.19	-1.31	2.05	1.97	-1.35
$r_3$	-1.39	-1.48	-1.43	-1.49	-1.51	-1.49
$r_4$	1.56	1.54	2.14	-0.96	-1.03	1.85
$r_5$	-1.31	-1.23	1.75	-1.15	-1.17	1.66
$r_6$	1.67	1.65	-1.07	-0.91	-0.90	-1.21
$r_7$	-1.31	-1.24	-1.04	-1.28	-1.33	-1.08
$r_8$	-0.48	-0.43	-0.36	-0.17	-0.17	-0.42
$r_9$	-0.72	-0.76	-0.36	-0.34	-0.31	-0.52
$r_{10}$	-0.48	-0.43	-0.62	-0.17	-0.15	-0.73
$r_{11}$	-0.73	-0.76	-0.62	-0.34	-0.35	-0.62
$r_{12}$	-0.48	-0.42	-0.29	-0.71	-0.67	-0.33
$r_{13}$	-0.76	-0.86	-0.29	-0.52	-0.55	-0.23
$r_{14}$	-0.48	-0.42	-0.77	-0.72	-0.77	-0.84
$r_{15}$	-0.76	-0.86	-0.77	-0.52	-0.48	-0.96
$r_{16}$	0.87	0.98	1.07	1.49	1.51	1.21
$r_{17}$	0.66	0.63	1.04	1.28	1.33	1.08
$r_{18}$	0.87	0.98	0.77	1.74	1.72	0.84
$r_{19}$	0.66	0.63	0.77	1.15	1.17	0.96
$r_{20}$	1.07	1.13	1.31	0.72	0.77	1.35
$r_{21}$	0.66	0.59	1.43	0.91	0.90	1.49
$r_{22}$	1.05	1.10	0.62	0.71	0.67	0.73
$r_{23}$	0.66	0.60	0.62	0.96	1.03	0.62
$r_{24}$	-0.01	-0.08	0.02	0.00	0.01	0.05
$r_{25}$	0.17	0.25	0.02	0.17	0.15	0.14
$r_{26}$	-0.01	-0.08	0.29	0.00	-0.01	0.33
$r_{27}$	0.17	0.25	0.29	0.17	0.17	0.23
$r_{28}$	-0.01	-0.08	-0.02	0.52	0.48	-0.05
$r_{29}$	0.17	0.25	-0.02	0.34	0.35	-0.14
$r_{30}$	-0.01	-0.08	0.36	0.52	0.55	0.42
$r_{31}$	0.17	0.25	0.36	0.34	0.31	0.52

FIG. 17b

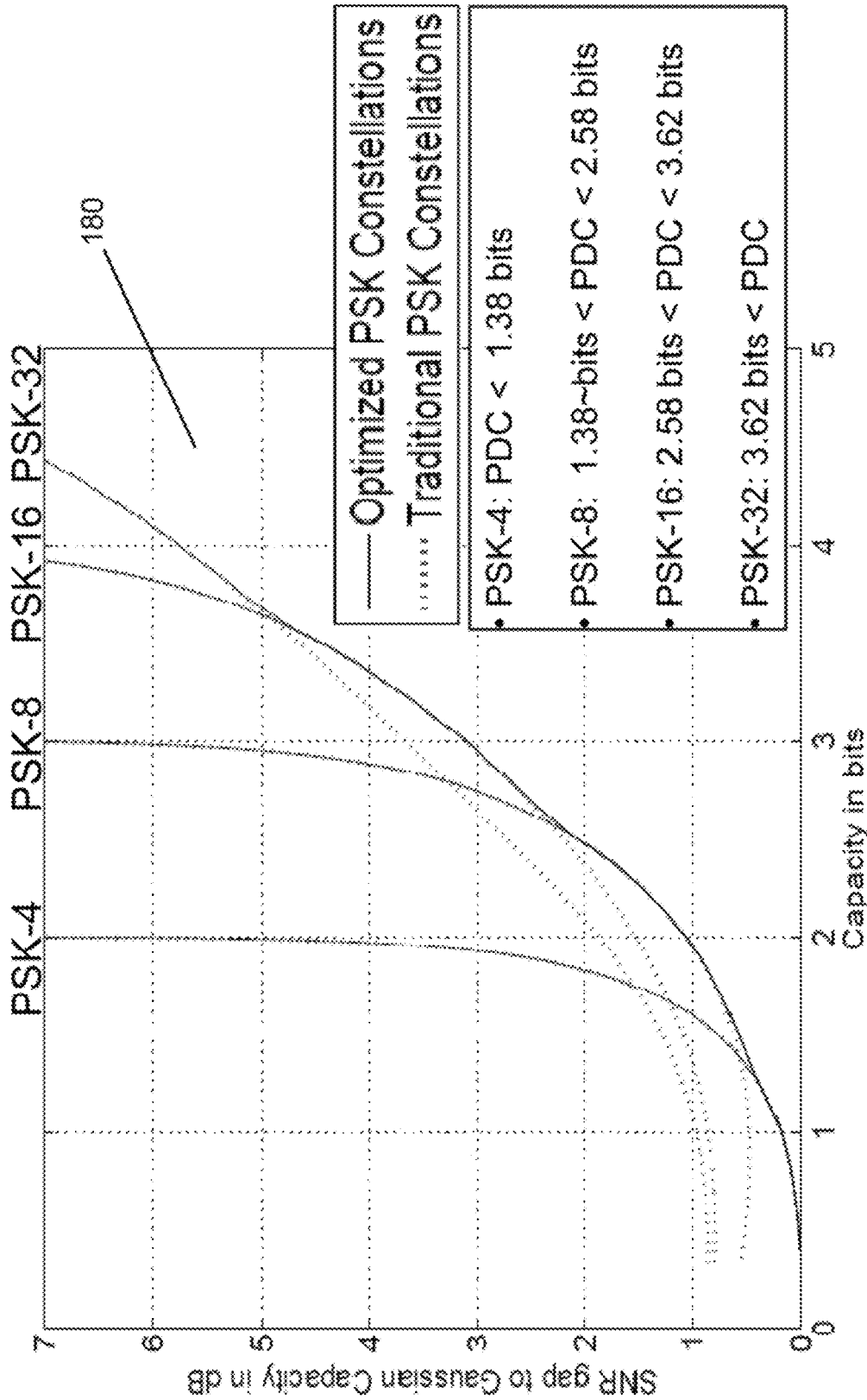


FIG. 18



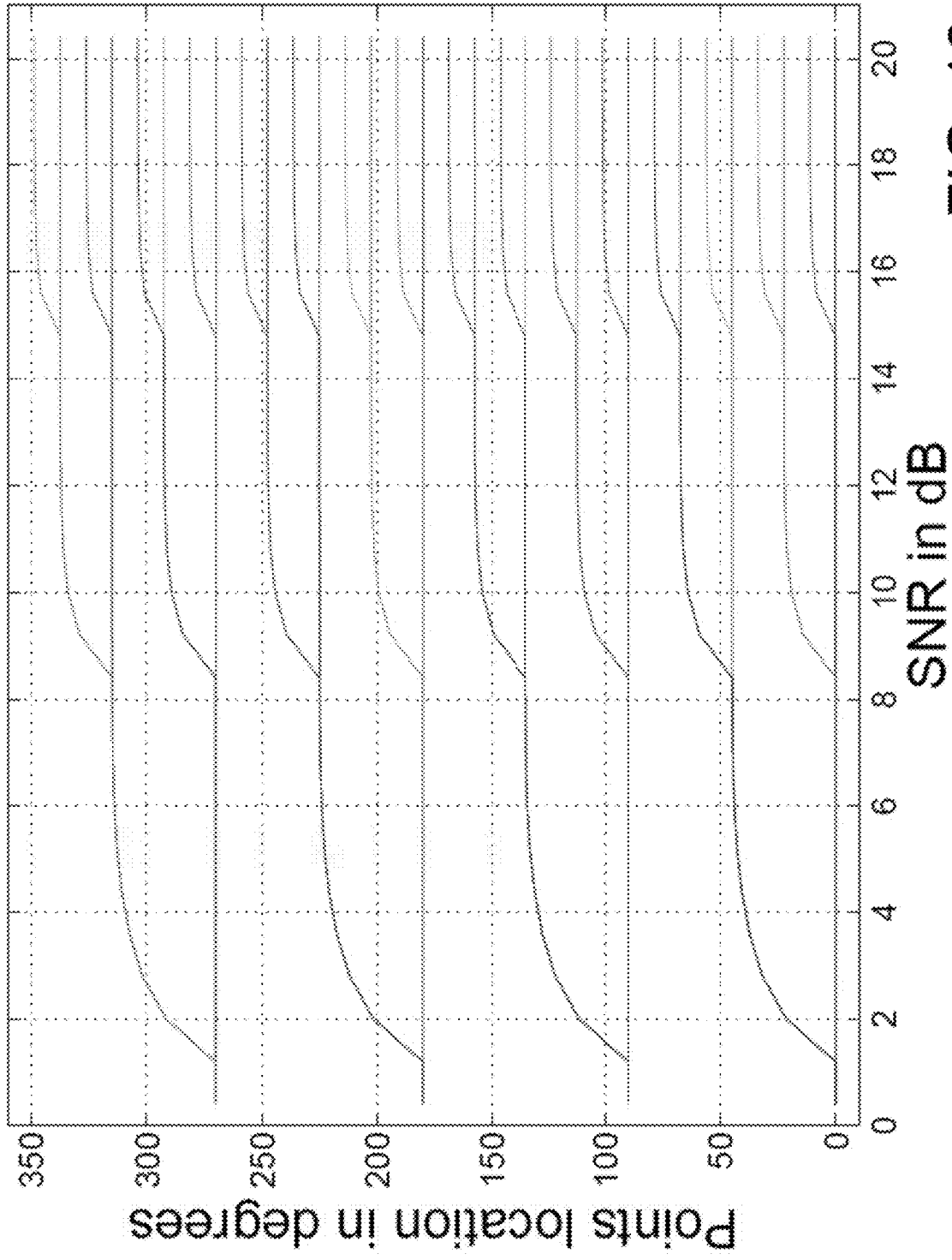


FIG. 19

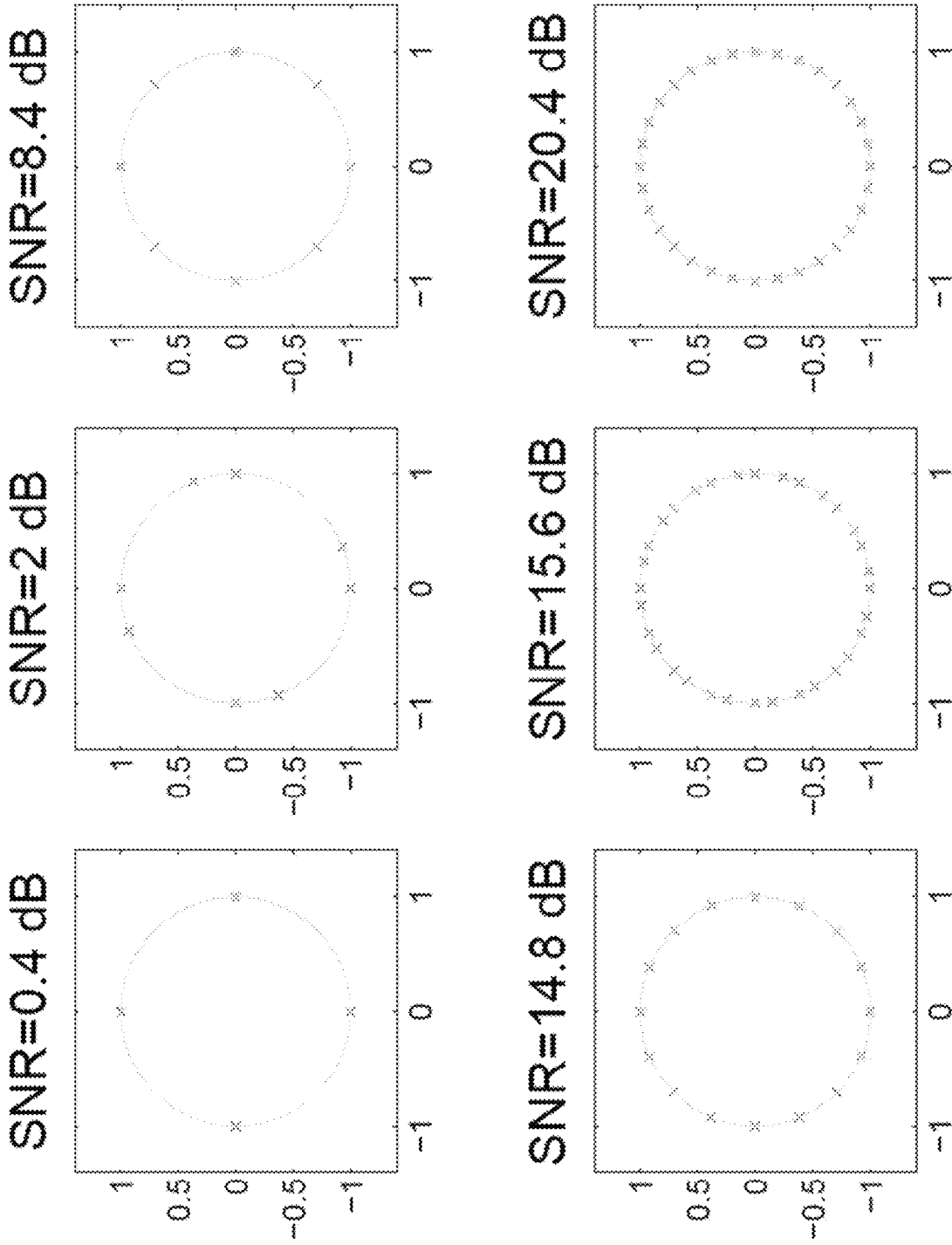


FIG. 20

QAM-64 constructed from 2 orthogonal PAM-8 optimized for PDC=1.5 bits/dimension

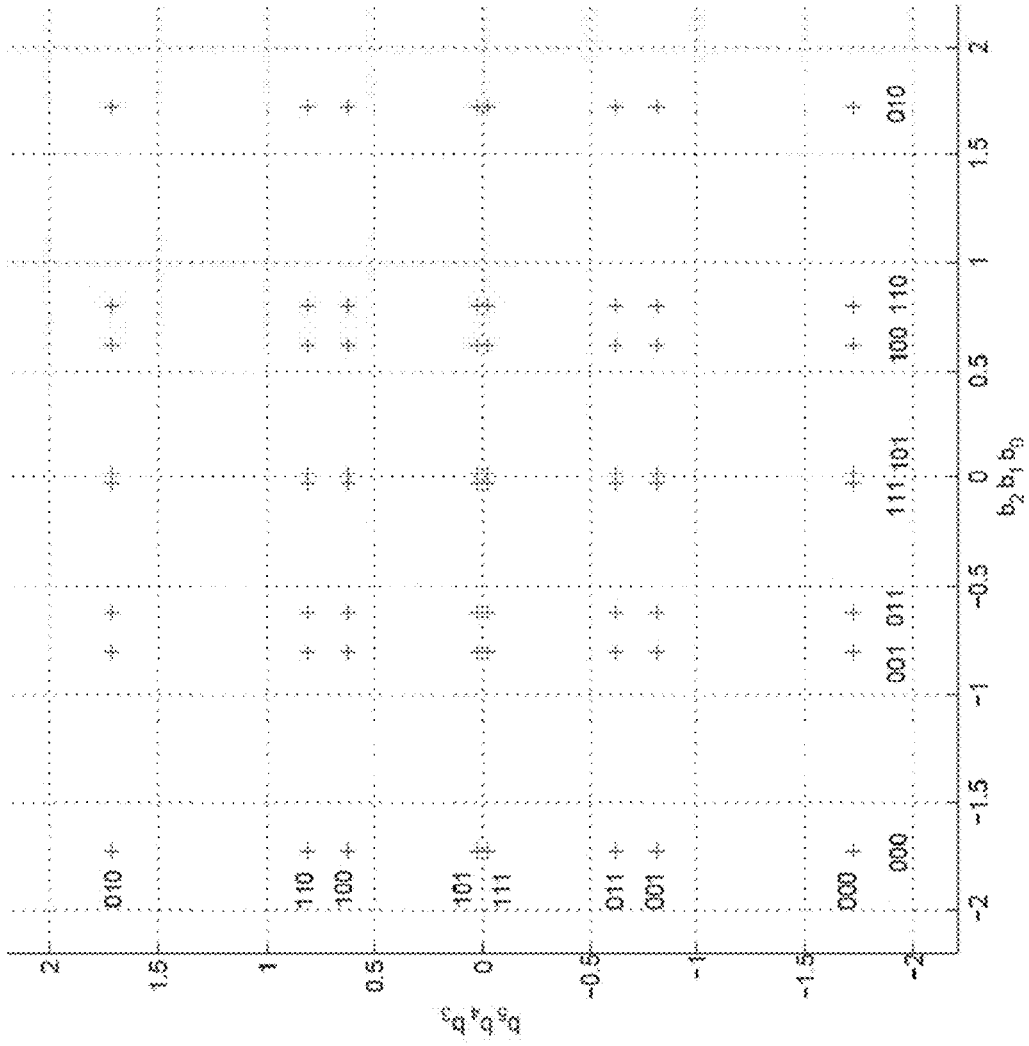


FIG. 21

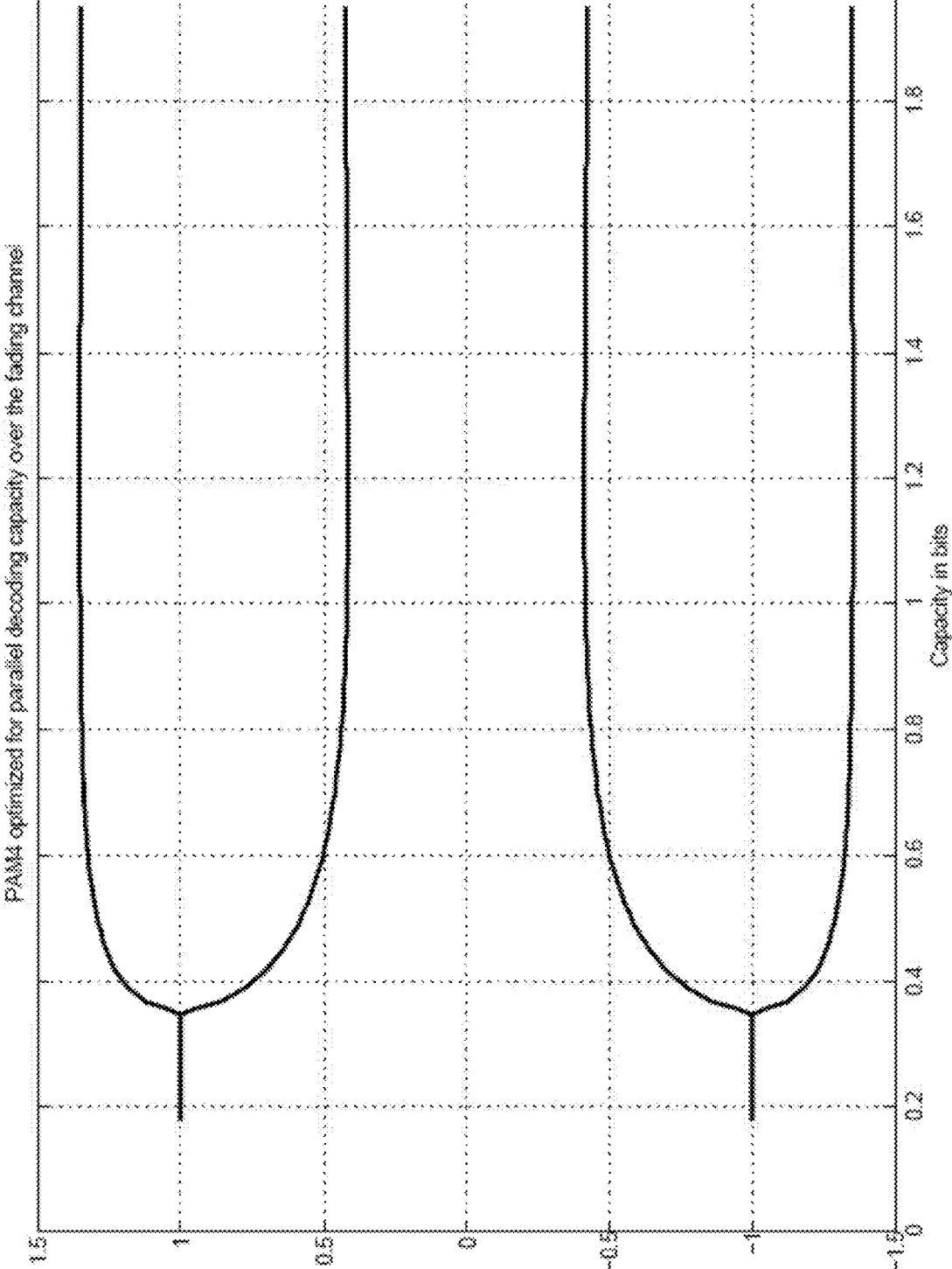


FIG. 22a

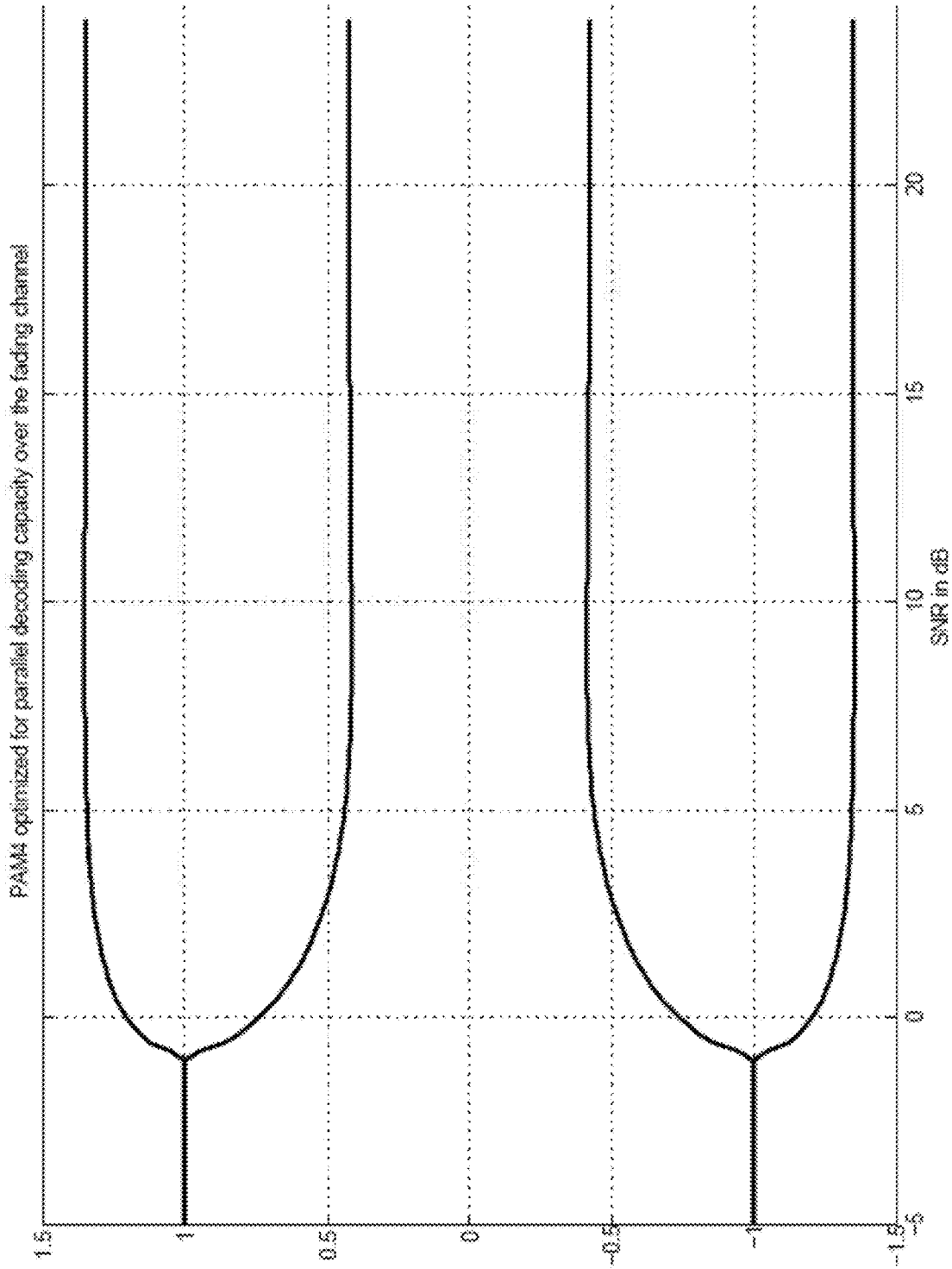


FIG. 22b

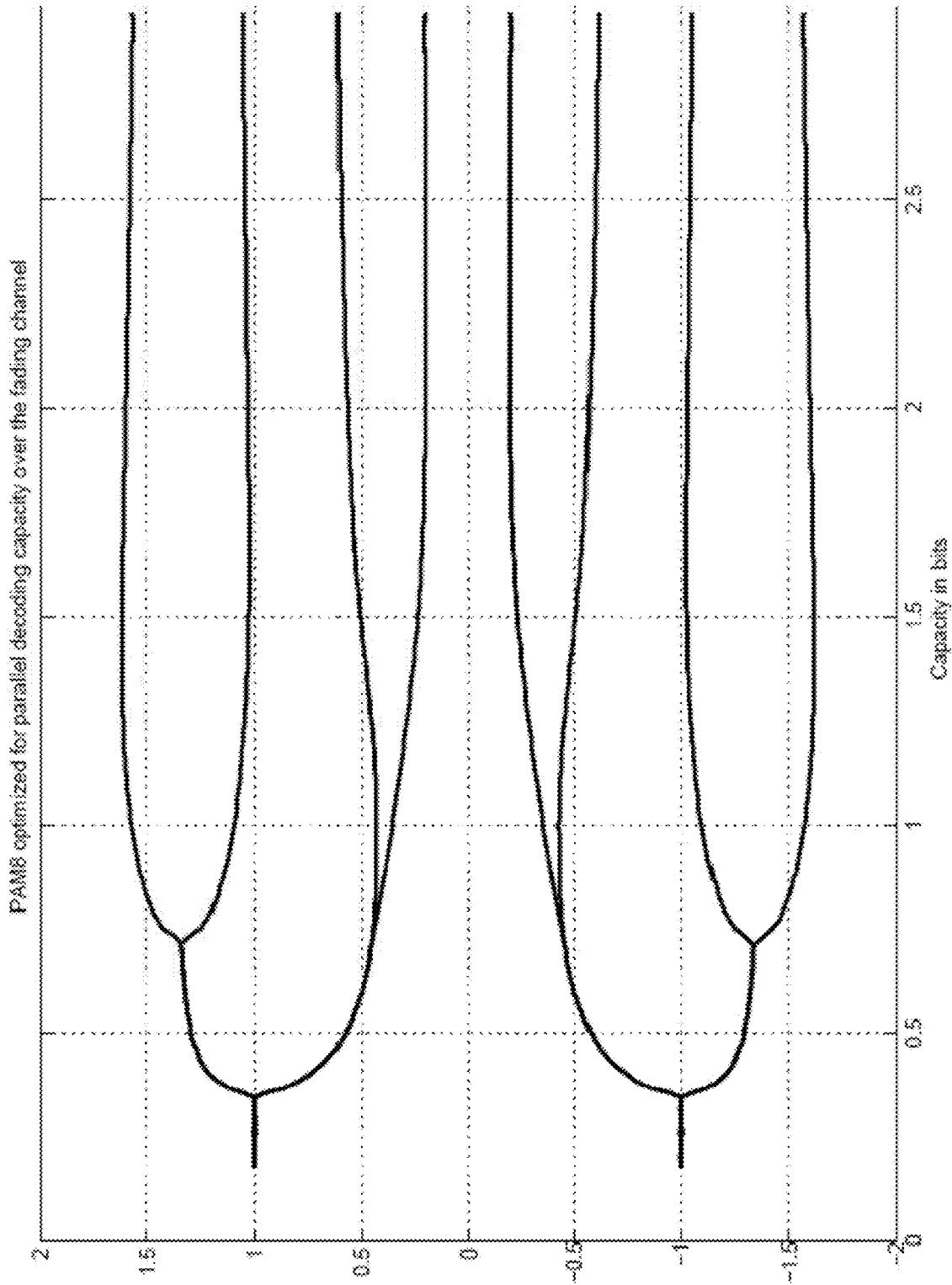


FIG. 23a

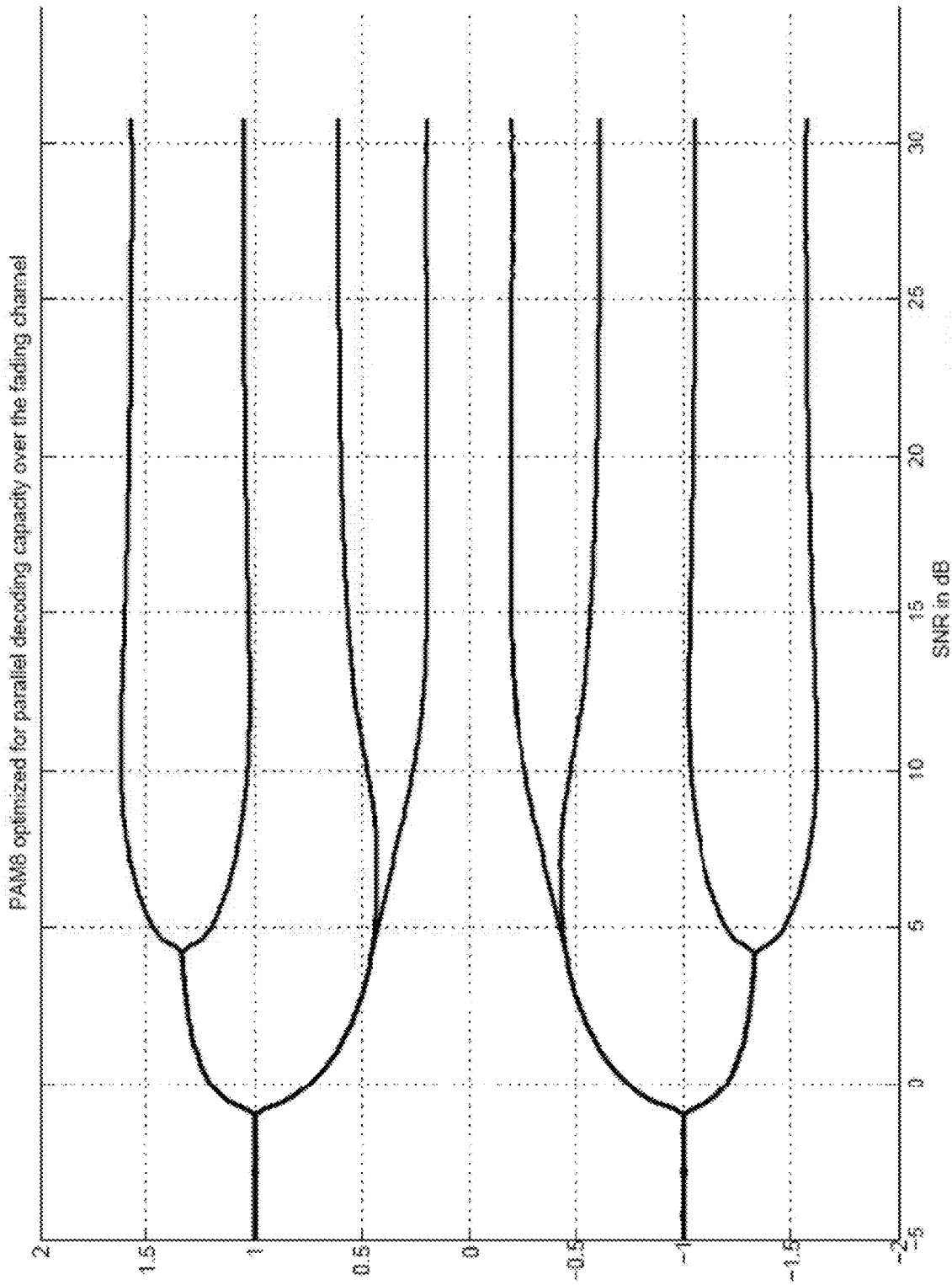


FIG. 23b

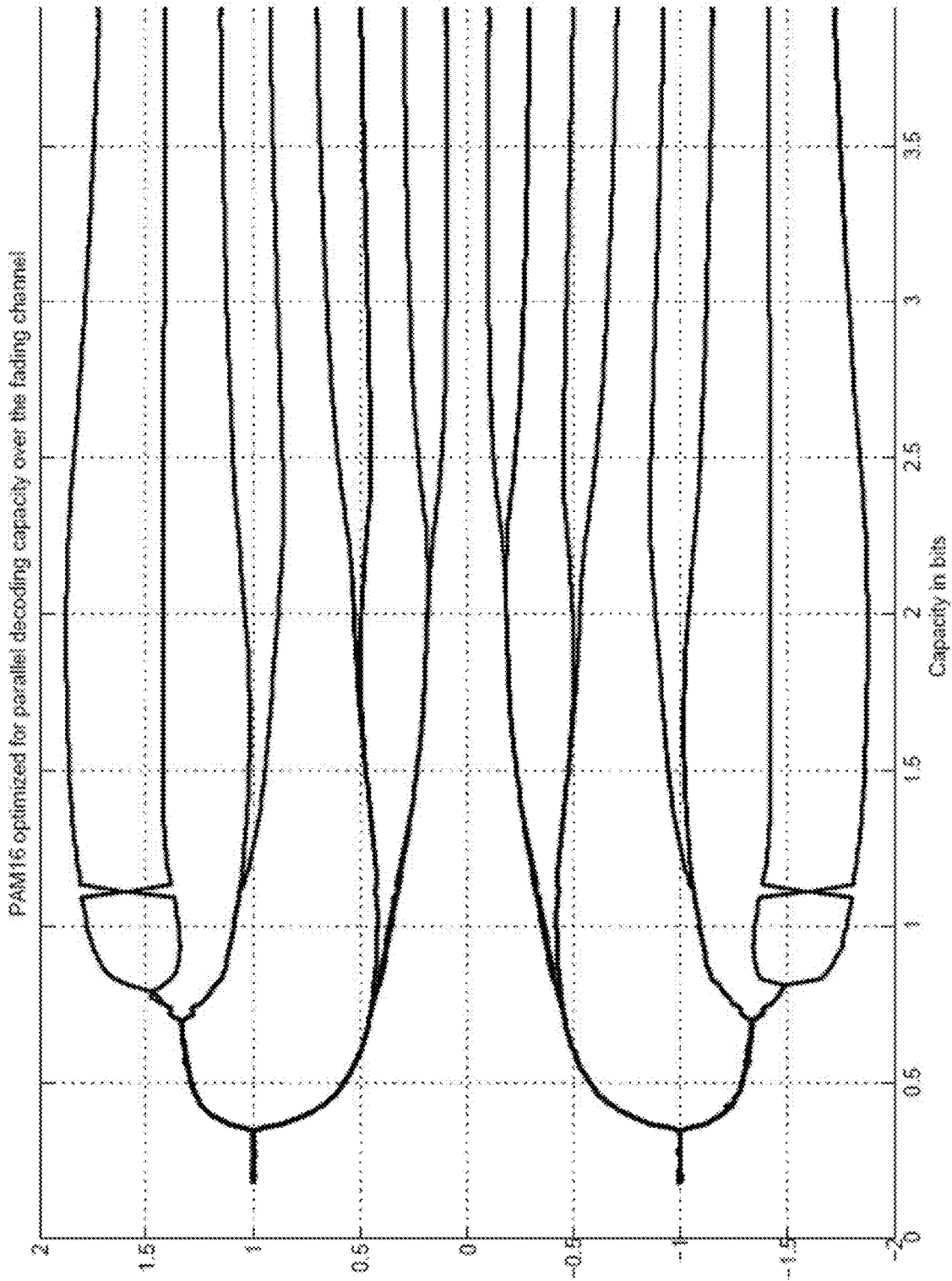


FIG. 24a



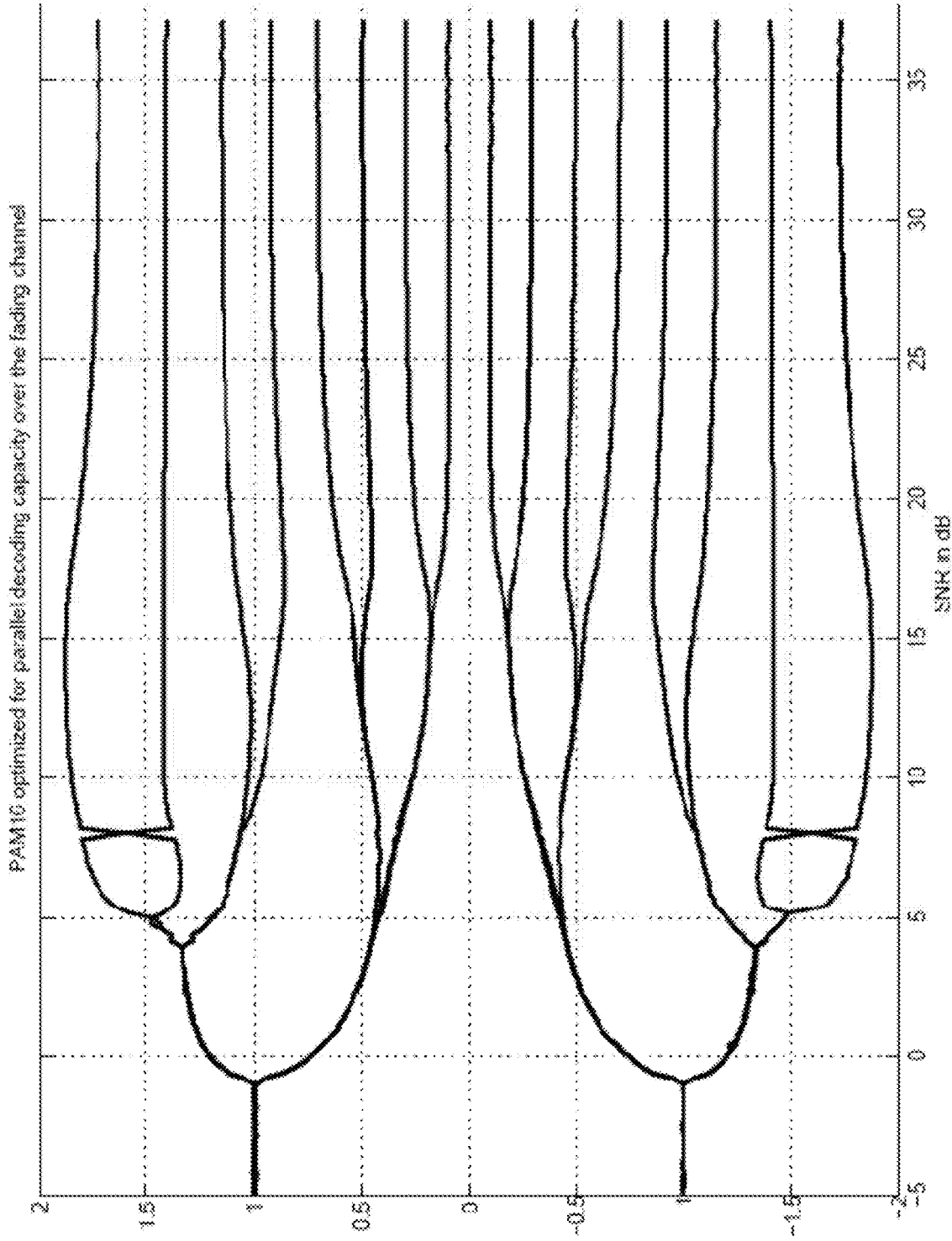


FIG. 24b

**COMMUNICATION SYSTEMS CAPABLE OF  
RECEIVING AND PROCESSING DATA  
USING UNEQUALLY SPACED AND  
UNIFORM QUADRATURE AMPLITUDE  
MODULATED 64 POINT SYMBOL  
CONSTELLATIONS**

RELATED APPLICATIONS

This application is a continuation of application Ser. No. 17/325,169 filed May 19, 2021, which is a continuation of application Ser. No. 16/728,397 filed Dec. 27, 2019 and issued on Jun. 29, 2021 as U.S. Pat. No. 11,051,187, which is a continuation of application Ser. No. 16/206,991 filed Nov. 30, 2018 and issued on Feb. 18, 2020 as U.S. Pat. No. 10,567,980, which application is a continuation of application Ser. No. 15/682,475 filed Aug. 21, 2017 and issued on Dec. 4, 2018 as U.S. Pat. No. 10,149,179, which application is a continuation of application Ser. No. 15/200,800 filed Jul. 1, 2016 and issued on Aug. 22, 2017 as U.S. Pat. No. 9,743,292, which application is a continuation of application Ser. No. 14/491,731 filed Sep. 19, 2014 and issued on Jul. 5, 2016 as U.S. Pat. No. 9,385,832, which application is a continuation of application Ser. No. 13/618,630 filed Sep. 14, 2012 and issued on Sep. 23, 2014 as U.S. Pat. No. 8,842,761, which application is a continuation of application Ser. No. 13/118,921 filed May 31, 2011 and issued on Sep. 18, 2012 as U.S. Pat. No. 8,270,511, which application is a continuation of application Ser. No. 12/156,989 filed Jun. 5, 2008 and issued on Jul. 12, 2011 as U.S. Pat. No. 7,978,777, which application claimed priority to U.S. Provisional Application 60/933,319 filed Jun. 5, 2007, the disclosures of which are incorporated herein by reference.

STATEMENT OF FEDERALLY SPONSORED  
RESEARCH

This invention was made with Government support under contract NAS7-03001 awarded by NASA. The Government has certain rights in this invention.

BACKGROUND

The present invention generally relates to bandwidth and/or power efficient digital transmission systems and more specifically to the use of unequally spaced constellations having increased capacity.

The term “constellation” is used to describe the possible symbols that can be transmitted by a typical digital communication system. A receiver attempts to detect the symbols that were transmitted by mapping a received signal to the constellation. The minimum distance ( $d_{min}$ ) between constellation points is indicative of the capacity of a constellation at high signal-to-noise ratios (SNRs). Therefore, constellations used in many communication systems are designed to maximize  $d_{min}$ . Increasing the dimensionality of a constellation allows larger minimum distance for constant constellation energy per dimension. Therefore, a number of multi-dimensional constellations with good minimum distance properties have been designed.

Communication systems have a theoretical maximum capacity, which is known as the Shannon limit. Many communication systems attempt to use codes to increase the capacity of a communication channel. Significant coding gains have been achieved using coding techniques such as turbo codes and LDPC codes. The coding gains achievable using any coding technique are limited by the constellation

of the communication system. The Shannon limit can be thought of as being based upon a theoretical constellation known as a Gaussian distribution, which is an infinite constellation where symbols at the center of the constellation are transmitted more frequently than symbols at the edge of the constellation. Practical constellations are finite and transmit symbols with equal likelihoods, and therefore have capacities that are less than the Gaussian capacity. The capacity of a constellation is thought to represent a limit on the gains that can be achieved using coding when using that constellation.

Prior attempts have been made to develop unequally spaced constellations. For example, a system has been proposed that uses unequally spaced constellations that are optimized to minimize the error rate of an uncoded system. Another proposed system uses a constellation with equiprobable but unequally spaced symbols in an attempt to mimic a Gaussian distribution.

Other approaches increase the dimensionality of a constellation or select a new symbol to be transmitted taking into consideration previously transmitted symbols. However, these constellations were still designed based on a minimum distance criteria.

SUMMARY OF THE INVENTION

Systems and methods are described for constructing a modulation such that the constrained capacity between a transmitter and a receiver approaches the Gaussian channel capacity limit first described by Shannon [ref Shannon 1948]. Traditional communications systems employ modulations that leave a significant gap to Shannon Gaussian capacity. The modulations of the present invention reduce, and in some cases, nearly eliminate this gap. The invention does not require specially designed coding mechanisms that tend to transmit some points of a modulation more frequently than others but rather provides a method for locating points (in a one or multiple dimensional space) in order to maximize capacity between the input and output of a bit or symbol mapper and demapper respectively. Practical application of the method allows systems to transmit data at a given rate for less power or to transmit data at a higher rate for the same amount of power.

One embodiment of the invention includes a transmitter configured to transmit signals to a receiver via a communication channel, wherein the transmitter, includes a coder configured to receive user bits and output encoded bits at an expanded output encoded bit rate, a mapper configured to map encoded bits to symbols in a symbol constellation, a modulator configured to generate a signal for transmission via the communication channel using symbols generated by the mapper. In addition, the receiver includes a demodulator configured to demodulate the received signal via the communication channel, a demapper configured to estimate likelihoods from the demodulated signal, a decoder that is configured to estimate decoded bits from the likelihoods generated by the demapper. Furthermore, the symbol constellation is a capacity optimized geometrically spaced symbol constellation that provides a given capacity at a reduced signal-to-noise ratio compared to a signal constellation that maximizes  $d_{min}$ .

A further embodiment of the invention includes encoding the bits of user information using a coding scheme, mapping the encoded bits of user information to a symbol constellation, wherein the symbol constellation is a capacity optimized geometrically spaced symbol constellation that provides a given capacity at a reduced signal-to-noise ratio

compared to a signal constellation that maximizes  $d_{min}$ , modulating the symbols in accordance with a modulation scheme, transmitting the modulated signal via the communication channel, receiving a modulated signal, demodulating the modulated signal in accordance with the modulation scheme, demapping the demodulated signal using the geometrically shaped signal constellation to produce likelihoods, and decoding the likelihoods to obtain an estimate of the decoded bits.

Another embodiment of the invention includes selecting an appropriate constellation size and a desired capacity per dimension, estimating an initial SNR at which the system is likely to operate, and iteratively optimizing the location of the points of the constellation to maximize a capacity measure until a predetermined improvement in the SNR performance of the constellation relative to a constellation that maximizes  $d_{min}$  has been achieved.

A still further embodiment of the invention includes selecting an appropriate constellation size and a desired capacity per dimension, estimating an initial SNR at which the system is likely to operate, and iteratively optimizing the location of the points of the constellation to maximize a capacity measure until a predetermined improvement in the SNR performance of the constellation relative to a constellation that maximizes  $d_{min}$  has been achieved.

Still another embodiment of the invention includes selecting an appropriate constellation size and a desired SNR, and optimizing the location of the points of the constellation to maximize a capacity measure of the constellation.

A yet further embodiment of the invention includes obtaining a geometrically shaped PAM constellation with a constellation size that is the square root of said given constellation size, where the geometrically shaped PAM constellation has a capacity greater than that of a PAM constellation that maximizes  $d_{min}$ , creating an orthogonalized PAM constellation using the geometrically shaped PAM constellation, and combining the geometrically shaped PAM constellation and the orthogonalized PAM constellation to produce a geometrically shaped QAM constellation.

Another further embodiment of the invention includes transmitting information over a channel using a geometrically shaped symbol constellation, and modifying the location of points within the geometrically shaped symbol constellation to change the target user data rate.

#### BRIEF DESCRIPTION OF DRAWINGS

FIG. 1 is a conceptual illustration of a communication system in accordance with an embodiment of the invention.

FIG. 2 is a conceptual illustration of a transmitter in accordance with an embodiment of the invention.

FIG. 3 is a conceptual illustration of a receiver in accordance with an embodiment of the invention.

FIG. 4a is a conceptual illustration of the joint capacity of a channel.

FIG. 4b is a conceptual illustration of the parallel decoding capacity of a channel.

FIG. 5 is a flow chart showing a process for obtaining a constellation optimized for capacity for use in a communication system having a fixed code rate and modulation scheme in accordance with an embodiment of the invention.

FIG. 6a is a chart showing a comparison of Gaussian capacity and PD capacity for traditional PAM-2, 4, 8, 16, 32.

FIG. 6b is a chart showing a comparison between Gaussian capacity and joint capacity for traditional PAM-2, 4, 8, 16, 32.

FIG. 7 is a chart showing the SNR gap to Gaussian capacity for the PD capacity and joint capacity of traditional PAM-2, 4, 8, 16, 32 constellations.

FIG. 8a is a chart comparing the SNR gap to Gaussian capacity of the PD capacity for traditional and optimized PAM-2, 4, 8, 16, 32 constellations.

FIG. 8b is a chart comparing the SNR gap to Gaussian capacity of the joint capacity for traditional and optimized PAM-2, 4, 8, 16, 32 constellations.

FIG. 9 is a chart showing Frame Error Rate performance of traditional and PD capacity optimized PAM-32 constellations in simulations involving several different length LDPC codes.

FIGS. 10a-10d are locus plots showing the location of constellation points of a PAM-4 constellation optimized for PD capacity and joint capacity versus user bit rate per dimension and versus SNR.

FIGS. 11a and 11b are design tables of PD capacity and joint capacity optimized PAM-4 constellations in accordance with embodiments of the invention.

FIGS. 12a-12d are locus plots showing the location of constellation points of a PAM-8 constellation optimized for PD capacity and joint capacity versus user bit rate per dimension and versus SNR.

FIGS. 13a and 13b are design tables of PD capacity and joint capacity optimized PAM-8 constellations in accordance with embodiments of the invention.

FIGS. 14a-14d are locus plots showing the location of constellation points of a PAM-16 constellation optimized for PD capacity and joint capacity versus user bit rate per dimension and versus SNR.

FIGS. 15a and 15b are design tables of PD capacity and joint capacity optimized PAM-16 constellations in accordance with embodiments of the invention.

FIGS. 16a-16d are locus plots showing the location of constellation points of a PAM-32 constellation optimized for PD capacity and joint capacity versus user bit rate per dimension and versus SNR.

FIGS. 17a and 17b are design tables of PD capacity and joint capacity optimized PAM-32 constellations in accordance with embodiments of the invention.

FIG. 18 is a chart showing the SNR gap to Gaussian capacity for traditional and capacity optimized PSK constellations.

FIG. 19 is a chart showing the location of constellation points of PD capacity optimized PSK-32 constellations.

FIG. 20 is a series of PSK-32 constellations optimized for PD capacity at different SNRs in accordance with embodiments of the invention.

FIG. 21 illustrates a QAM-64 constructed from orthogonal Cartesian product of two PD optimized PAM-8 constellations in accordance with an embodiment of the invention.

FIGS. 22a and 22b are locus plots showing the location of constellation points of a PAM-4 constellation optimized for PD capacity over a fading channel versus user bit rate per dimension and versus SNR.

FIGS. 23a and 23b are locus plots showing the location of constellation points of a PAM-8 constellation optimized for PD capacity over a fading channel versus user bit rate per dimension and versus SNR.

FIGS. 24a and 24b are locus plots showing the location of constellation points of a PAM-16 constellation optimized for PD capacity over a fading channel versus user bit rate per dimension and versus SNR.

#### DETAILED DESCRIPTION OF THE INVENTION

Turning now to the drawings, communication systems in accordance with embodiments of the invention are described

that use signal constellations, which have unequally spaced (i.e. ‘geometrically’ shaped) points. In several embodiments, the locations of geometrically shaped points are designed to provide a given capacity measure at a reduced signal-to-noise ratio (SNR) compared to the SNR required by a constellation that maximizes  $d_{min}$ . In many embodiments, the constellations are selected to provide increased capacity at a predetermined range of channel signal-to-noise ratios (SNR). Capacity measures that can be used in the selection of the location of constellation points include, but are not limited to, parallel decode (PD) capacity and joint capacity.

In many embodiments, the communication systems utilize capacity approaching codes including, but not limited to, LDPC and Turbo codes. As is discussed further below, direct optimization of the constellation points of a communication system utilizing a capacity approaching channel code, can yield different constellations depending on the SNR for which they are optimized. Therefore, the same constellation is unlikely to achieve the same coding gains applied across all code rates; that is, the same constellation will not enable the best possible performance across all rates. In many instances, a constellation at one code rate can achieve gains that cannot be achieved at another code rate. Processes for selecting capacity optimized constellations to achieve increased coding gains based upon a specific coding rate in accordance with embodiments of the invention are described below. In a number of embodiments, the communication systems can adapt location of points in a constellation in response to channel conditions, changes in code rate and/or to change the target user data rate.

#### Communication Systems

A communication system in accordance with an embodiment of the invention is shown in FIG. 1. The communication system 10 includes a source 12 that provides user bits to a transmitter 14. The transmitter transmits symbols over a channel to a receiver 16 using a predetermined modulation scheme. The receiver uses knowledge of the modulation scheme, to decode the signal received from the transmitter. The decoded bits are provided to a sink device that is connected to the receiver.

A transmitter in accordance with an embodiment of the invention is shown in FIG. 2. The transmitter 14 includes a coder 20 that receives user bits from a source and encodes the bits in accordance with a predetermined coding scheme. In a number of embodiments, a capacity approaching code such as a turbo code or a LDPC code is used. In other embodiments, other coding schemes can be used to providing a coding gain within the communication system. A mapper 22 is connected to the coder. The mapper maps the bits output by the coder to a symbol within a geometrically distributed signal constellation stored within the mapper. The mapper provides the symbols to a modulator 24, which modulates the symbols for transmission via the channel.

A receiver in accordance with an embodiment of the invention is illustrated in FIG. 3. The receiver 16 includes a demodulator 30 that demodulates a signal received via the channel to obtain symbol or bit likelihoods. The demapper uses knowledge of the geometrically shaped symbol constellation used by the transmitter to determine these likelihoods. The demapper 32 provides the likelihoods to a decoder 34 that decodes the encoded bit stream to provide a sequence of received bits to a sink.

#### Geometrically Shaped Constellations

Transmitters and receivers in accordance with embodiments of the invention utilize geometrically shaped symbol constellations. In several embodiments, a geometrically shaped symbol constellation is used that optimizes the

capacity of the constellation. Various geometrically shaped symbol constellations that can be used in accordance with embodiments of the invention, techniques for deriving geometrically shaped symbol constellations are described below.

#### Selection of a Geometrically Shaped Constellation

Selection of a geometrically shaped constellation for use in a communication system in accordance with an embodiment of the invention can depend upon a variety of factors including whether the code rate is fixed. In many embodiments, a geometrically shaped constellation is used to replace a conventional constellation (i.e. a constellation maximized for  $d_{min}$ ) in the mapper of transmitters and the demapper of receivers within a communication system. Upgrading a communication system involves selection of a constellation and in many instances the upgrade can be achieved via a simple firmware upgrade. In other embodiments, a geometrically shaped constellation is selected in conjunction with a code rate to meet specific performance requirements, which can for example include such factors as a specified bit rate, a maximum transmit power. Processes for selecting a geometric constellation when upgrading existing communication systems and when designing new communication systems are discussed further below.

#### Upgrading Existing Communication Systems

A geometrically shaped constellation that provides a capacity, which is greater than the capacity of a constellation maximized for  $d_{min}$ , can be used in place of a conventional constellation in a communication system in accordance with embodiments of the invention. In many instances, the substitution of the geometrically shaped constellation can be achieved by a firmware or software upgrade of the transmitters and receivers within the communication system. Not all geometrically shaped constellations have greater capacity than that of a constellation maximized for  $d_{min}$ . One approach to selecting a geometrically shaped constellation having a greater capacity than that of a constellation maximized for  $d_{min}$  is to optimize the shape of the constellation with respect to a measure of the capacity of the constellation for a given SNR. Capacity measures that can be used in the optimization process can include, but are not limited to, joint capacity or parallel decoding capacity.

#### Joint Capacity and Parallel Decoding Capacity

A constellation can be parameterized by the total number of constellation points,  $M$ , and the number of real dimensions,  $N_{dim}$ . In systems where there are no belief propagation iterations between the decoder and the constellation demapper, the constellation demapper can be thought of as part of the channel. A diagram conceptually illustrating the portions of a communication system that can be considered part of the channel for the purpose of determining PD capacity is shown in FIG. 4a. The portions of the communication system that are considered part of the channel are indicated by the ghost line 40. The capacity of the channel defined as such is the parallel decoding (PD) capacity, given by:

$$C_{PD} = \sum_{i=0}^{I-1} I(X_i; Y)$$

where  $X_i$  is the  $i$ th bit of the  $I$ -bits transmitted symbol, and  $Y$  is the received symbol, and  $I(A;B)$  denotes the mutual information between random variables  $A$  and  $B$ .

Expressed another way, the PD capacity of a channel can be viewed in terms of the mutual information between the

output bits of the encoder (such as an LDPC encoder) at the transmitter and the likelihoods computed by the demapper at the receiver. The PD capacity is influenced by both the placement of points within the constellation and by the labeling assignments.

With belief propagation iterations between the demapper and the decoder, the demapper can no longer be viewed as part of the channel, and the joint capacity of the constellation becomes the tightest known bound on the system performance. A diagram conceptually illustrating the portions of a communication system that are considered part of the channel for the purpose of determining the joint capacity of a constellation is shown in FIG. 4b. The portions of the communication system that are considered part of the channel are indicated by the ghost line 42. The joint capacity of the channel is given by:

$$C_{JOINT} = I(X; Y)$$

Joint capacity is a description of the achievable capacity between the input of the mapper on the transmit side of the link and the output of the channel (including for example AWGN and Fading channels). Practical systems must often ‘demap’ channel observations prior to decoding. In general, the step causes some loss of capacity. In fact it can be proven that  $C_G \leq C_{JOINT} \leq C_{PD}$ . That is,  $C_{JOINT}$  upper bounds the capacity achievable by  $C_{PD}$ . The methods of the present invention are motivated by considering the fact that practical limits to a given communication system capacity are limited by  $C_{JOINT}$  and  $C_{PD}$ . In several embodiments of the invention, geometrically shaped constellations are selected that maximize these measures.

#### Selecting a Constellation Having an Optimal Capacity

Geometrically shaped constellations in accordance with embodiments of the invention can be designed to optimize capacity measures including, but not limited to PD capacity or joint capacity. A process for selecting the points, and potentially the labeling, of a geometrically shaped constellation for use in a communication system having a fixed code rate in accordance with an embodiment of the invention is shown in FIG. 5. The process 50 commences with the selection (52) of an appropriate constellation size M and a desired capacity per dimension  $\eta$ . In the illustrated embodiment, the process involves a check (52) to ensure that the constellation size can support the desired capacity. In the event that the constellation size could support the desired capacity, then the process iteratively optimizes the M-ary constellation for the specified capacity. Optimizing a constellation for a specified capacity often involves an iterative process, because the optimal constellation depends upon the SNR at which the communication system operates. The SNR for the optimal constellation to give a required capacity is not known a priori. Throughout the description of the present invention SNR is defined as the ratio of the average constellation energy per dimension to the average noise energy per dimension. In most cases the capacity can be set to equal the target user bit rate per symbol per dimension. In some cases adding some implementation margin on top of the target user bit rate could result in a practical system that can provide the required user rate at a lower rate. The margin is code dependent. The following procedure could be used to determine the target capacity that includes some margin on top of the user rate. First, the code (e.g. LDPC or Turbo) can be simulated in conjunction with a conventional equally spaced constellation. Second, from the simulation results the actual SNR of operation at the required error rate can be found. Third, the capacity of the conventional constellation

at that SNR can be computed. Finally, a geometrically shaped constellation can be optimized for that capacity.

In the illustrated embodiment, the iterative optimization loop involves selecting an initial estimate of the SNR at which the system is likely to operate (i.e.  $SNR_{in}$ ). In several embodiments the initial estimate is the SNR required using a conventional constellation. In other embodiments, other techniques can be used for selecting the initial SNR. An M-ary constellation is then obtained by optimizing (56) the constellation to maximize a selected capacity measure at the initial  $SNR_{in}$  estimate. Various techniques for obtaining an optimized constellation for a given SNR estimate are discussed below.

The SNR at which the optimized M-ary constellation provides the desired capacity per dimension  $\eta$  ( $SNR_{out}$ ) is determined (57). A determination (58) is made as to whether the  $SNR_{out}$  and  $SNR_{in}$  have converged. In the illustrated embodiment convergence is indicated by  $SNR_{out}$  equaling  $SNR_{in}$ . In a number of embodiments, convergence can be determined based upon the difference between  $SNR_{out}$  and  $SNR_{in}$  being less than a predetermined threshold. When  $SNR_{out}$  and  $SNR_{in}$  have not converged, the process performs another iteration selecting  $SNR_{out}$  as the new  $SNR_{in}$  (55). When  $SNR_{out}$  and  $SNR_{in}$  have converged, the capacity measure of the constellation has been optimized. As is explained in more detail below, capacity optimized constellations at low SNRs are geometrically shaped constellations that can achieve significantly higher performance gains (measured as reduction in minimum required SNR) than constellations that maximize  $d_{min}$ .

The process illustrated in FIG. 5 can maximize PD capacity or joint capacity of an M-ary constellation for a given SNR. Although the process illustrated in FIG. 5 shows selecting an M-ary constellation optimized for capacity, a similar process could be used that terminates upon generation of an M-ary constellation where the SNR gap to Gaussian capacity at a given capacity is a predetermined margin lower than the SNR gap of a conventional constellation, for example 0.5 db. Alternatively, other processes that identify M-ary constellations having capacity greater than the capacity of a conventional constellation can be used in accordance with embodiments of the invention. A geometrically shaped constellation in accordance with embodiments of the invention can achieve greater capacity than the capacity of a constellation that maximizes  $d_{min}$  without having the optimal capacity for the SNR range within which the communication system operates.

We note that constellations designed to maximize joint capacity may also be particularly well suited to codes with symbols over GF(q), or with multi-stage decoding. Conversely constellations optimized for PD capacity could be better suited to the more common case of codes with symbols over GF(2).

#### Optimizing the Capacity of an M-Ary Constellation at a Given SNR

Processes for obtaining a capacity optimized constellation often involve determining the optimum location for the points of an M-ary constellation at a given SNR. An optimization process, such as the optimization process 56 shown in FIG. 5, typically involves unconstrained or constrained non-linear optimization. Possible objective functions to be maximized are the Joint or PD capacity functions. These functions may be targeted to channels including but not limited to Additive White Gaussian Noise (AWGN) or Rayleigh fading channels. The optimization process gives the location of each constellation point identified by its symbol labeling. In the case where the objective is joint

capacity, point bit labelings are irrelevant meaning that changing the bit labelings doesn't change the joint capacity as long as the set of point locations remains unchanged.

The optimization process typically finds the constellation that gives the largest PD capacity or joint capacity at a given SNR. The optimization process itself often involves an iterative numerical process that among other things considers several constellations and selects the constellation that gives the highest capacity at a given SNR. In other embodiments, the constellation that requires the least SNR to give a required PD capacity or joint capacity can also be found. This requires running the optimization process iteratively as shown in FIG. 5.

Optimization constraints on the constellation point locations may include, but are not limited to, lower and upper bounds on point location, peak to average power of the resulting constellation, and zero mean in the resulting constellation. It can be easily shown that a globally optimal constellation will have zero mean (no DC component). Explicit inclusion of a zero mean constraint helps the optimization routine to converge more rapidly. Except for cases where exhaustive search of all combinations of point locations and labelings is possible it will not necessarily always be the case that solutions are provably globally optimal. In cases where exhaustive search is possible, the solution provided by the non-linear optimizer is in fact globally optimal.

The processes described above provide examples of the manner in which a geometrically shaped constellation having an increased capacity relative to a conventional capacity can be obtained for use in a communication system having a fixed code rate and modulation scheme. The actual gains achievable using constellations that are optimized for capacity compared to conventional constellations that maximize  $d_{min}$  are considered below.

Gains Achieved by Optimized Geometrically Spaced Constellations

The ultimate theoretical capacity achievable by any communication method is thought to be the Gaussian capacity,  $C_G$  which is defined as:

$$C_G = \frac{1}{2} \log_2(1 + \text{SNR})$$

Where signal-to-noise (SNR) is the ratio of expected signal power to expected noise power. The gap that remains between the capacity of a constellation and  $C_G$  can be considered a measure of the quality of a given constellation design.

The gap in capacity between a conventional modulation scheme in combination with a theoretically optimal coder can be observed with reference to FIGS. 6a and 6b. FIG. 6a includes a chart 60 showing a comparison between Gaussian capacity and the PD capacity of conventional PAM-2, 4, 8, 16, and 32 constellations that maximize  $d_{min}$ . Gaps 62 exist between the plot of Gaussian capacity and the PD capacity of the various PAM constellations. FIG. 6b includes a chart 64 showing a comparison between Gaussian capacity and the joint capacity of conventional PAM-2, 4, 8, 16, and 32 constellations that maximize  $d_{min}$ . Gaps 66 exist between the plot of Gaussian capacity and the joint capacity of the various PAM constellations. These gaps in capacity represent the extent to which conventional PAM constellations fall short of obtaining the ultimate theoretical capacity i.e. the Gaussian capacity.

In order to gain a better view of the differences between the curves shown in FIGS. 6a and 6b at points close to the Gaussian capacity, the SNR gap to Gaussian capacity for different values of capacity for each constellation are plotted

in FIG. 7. It is interesting to note from the chart 70 in FIG. 7 that (unlike the joint capacity) at the same SNR, the PD capacity does not necessarily increase with the number of constellation points. As is discussed further below, this is not the case with PAM constellations optimized for PD capacity.

FIGS. 8a and 8b summarize performance of constellations for PAM-4, 8, 16, and 32 optimized for PD capacity and joint capacity (it should be noted that BPSK is the optimal PAM-2 constellation at all code rates). The constellations are optimized for PD capacity and joint capacity for different target user bits per dimension (i.e. code rates). The optimized constellations are different depending on the target user bits per dimension, and also depending on whether they have been designed to maximize the PD capacity or the joint capacity. All the PD optimized PAM constellations are labeled using a gray labeling which is not always the binary reflective gray labeling. It should be noted that not all gray labels achieve the maximum possible PD capacity even given the freedom to place the constellation points anywhere on the real line. FIG. 8a shows the SNR gap for each constellation optimized for PD capacity. FIG. 8b shows the SNR gap to Gaussian capacity for each constellation optimized for joint capacity. Again, it should be emphasized that each '+' on the plot represents a different constellation.

Referring to FIG. 8a, the coding gain achieved using a constellation optimized for PD capacity can be appreciated by comparing the SNR gap at a user bit rate per dimension of 2.5 bits for PAM-32. A user bit rate per dimension of 2.5 bits for a system transmitting 5 bits per symbol constitutes a code rate of 1/2. At that code rate the constellation optimized for PD capacity provides an additional coding gain of approximately 1.5 dB when compared to the conventional PAM-32 constellation.

The SNR gains that can be achieved using constellations that are optimized for PD capacity can be verified through simulation. The results of a simulation conducted using a rate 1/2 LDPC code in conjunction with a conventional PAM-32 constellation and in conjunction with a PAM-32 constellation optimized for PD capacity are illustrated in FIG. 9. A chart 90 includes plots of Frame Error Rate performance of the different constellations with respect to SNR and using different length codes (i.e. k=4,096 and k=16,384). Irrespective of the code that is used, the constellation optimized for PD capacity achieves a gain of approximately 1.3 dB, which closely approaches the gain predicted from FIG. 8a.

Capacity Optimized Pam Constellations

Using the processes outlined above, locus plots of PAM constellations optimized for capacity can be generated that show the location of points within PAM constellations versus SNR. Locus plots of PAM-4, 8, 16, and 32 constellations optimized for PD capacity and joint capacity and corresponding design tables at various typical user bit rates per dimension are illustrated in FIGS. 10a-17b. The locus plots and design tables show PAM-4, 8, 16, 32 constellation point locations and labelings from low to high SNR corresponding to a range of low to high spectral efficiency.

In FIG. 10a, a locus plot 100 shows the location of the points of PAM-4 constellations optimized for Joint capacity plotted against achieved capacity. A similar locus plot 105 showing the location of the points of Joint capacity optimized PAM-4 constellations plotted against SNR is included in FIG. 10b. In FIG. 10c, the location of points for PAM-4 optimized for PD capacity is plotted against achievable capacity and in FIG. 10d the location of points for PAM-4 for PD capacity is plotted against SNR. At low SNRs, the PD

capacity optimized PAM-4 constellations have only 2 unique points, while the Joint optimized constellations have 3. As SNR is increased, each optimization eventually provides 4 unique points. This phenomenon is explicitly described in FIG. 11a and FIG. 11b where vertical slices of FIGS. 10ab and 10cd are captured in tables describing some PAM-4 constellations designs of interest. The SNR slices selected represent designs that achieve capacities={0.5, 0.75, 1.0, 1.25, 1.5} bits per symbol (bps). Given that PAM-4 can provide at most  $\log_2(4)=2$  bps, these design points represent systems with information code rates  $R=\{1/4, 3/8, 1/2, 5/8, 3/4\}$  respectively.

FIGS. 12ab and 12cd present locus plots of PD capacity and joint capacity optimized PAM-8 constellation points versus achievable capacity and SNR. FIGS. 13a and 13b provide slices from these plots at SNRs corresponding to achievable capacities  $\eta=\{0.5, 1.0, 1.5, 2.0, 2.5\}$  bps. Each of these slices correspond to systems with code rate  $R=\eta$  bps/ $\log_2(8)$ , resulting in  $R=\{1/6, 1/3, 1/2, 2/3, 5/6\}$ . As an example of the relative performance of the constellations in these tables, consider FIG. 13b which shows a PD capacity optimized PAM-8 constellation optimized for SNR=9.00 dB, or 1.5 bps. We next examine the plot provided in FIG. 8a and see that the gap of the optimized constellation to the ultimate, Gaussian, capacity (CG) is approximately 0.5 dB. At the same spectral efficiency, the gap of the traditional PAM-8 constellation is approximately 1.0 dB. The advantage of the optimized constellation is 0.5 dB for the same rate (in this case  $R=1/2$ ). This gain can be obtained by only changing the mapper and demapper in the communication system and leaving all other blocks the same.

Similar information is presented in FIGS. 14abcd, and 15ab which provide loci plots and design tables for PAM-16 PD capacity and joint capacity optimized constellations. Likewise FIGS. 16abcd, 17ab provide loci plots and design tables for PAM-32 PD capacity and joint capacity optimized constellations.

#### Capacity Optimized PSK Constellations

Traditional phase shift keyed (PSK) constellations are already quite optimal. This can be seen in the chart 180 comparing the SNR gaps of tradition PSK with capacity optimized PSK constellations shown in FIG. 18 where the gap between PD capacity and Gaussian capacity is plotted for traditional PSK-4, 8, 16, 32 and for PD capacity optimized PSK-4, 8, 16, 32.

The locus plot of PD optimized PSK-32 points across SNR is shown in FIG. 19, which actually characterizes all PSKs with spectral efficiency  $\eta \leq 5$ . This can be seen in FIG. 20. Note that at low SNR (0.4 dB) the optimal PSK-32 design is the same as traditional PSK-4, at SNR=8.4 dB optimal PSK-32 is the same as traditional PSK-8, at SNR=14.8 dB optimal PSK-32 is the same as traditional PSK-16, and finally at SNRs greater than 20.4 dB optimized PSK-32 is the same as traditional PSK-32. There are SNRs between these discrete points (for instance SNR=2 and 15. dB) for which optimized PSK-32 provides superior PD capacity when compared to traditional PSK constellations.

We note now that the locus of points for PD optimized PSK-32 in FIG. 19 in conjunction with the gap to Gaussian capacity curve for optimized PSK-32 in FIG. 18 implies a potential design methodology. Specifically, the designer could achieve performance equivalent or better than that enabled by traditional PSK-4, 8, 16 by using only the optimized PSK-32 in conjunction with a single tuning parameter that controlled where the constellation points should be selected from on the locus of FIG. 19. Such an approach would couple a highly rate adaptive channel code

that could vary its rate, for instance, rate 4/5 to achieve and overall (code plus optimized PSK-32 modulation) spectral efficiency of 4 bits per symbol, down to 1/5 to achieve an overall spectral efficiency of 1 bit per symbol. Such an adaptive modulation and coding system could essentially perform on the optimal continuum represented by the right-most contour of FIG. 18.

#### Adaptive Rate Design

In the previous example spectrally adaptive use of PSK-32 was described. Techniques similar to this can be applied for other capacity optimized constellations across the link between a transmitter and receiver. For instance, in the case where a system implements quality of service it is possible to instruct a transmitter to increase or decrease spectral efficiency on demand. In the context of the current invention a capacity optimized constellation designed precisely for the target spectral efficiency can be loaded into the transmit mapper in conjunction with a code rate selection that meets the end user rate goal. When such a modulation/code rate change occurred a message could propagated to the receiver so that the receiver, in anticipation of the change, could select a demapper/decoder configuration in order to match the new transmit-side configuration.

Conversely, the receiver could implement a quality of performance based optimized constellation/code rate pair control mechanism. Such an approach would include some form of receiver quality measure. This could be the receiver's estimate of SNR or bit error rate. Take for example the case where bit error rate was above some acceptable threshold. In this case, via a backchannel, the receiver could request that the transmitter lower the spectral efficiency of the link by swapping to an alternate capacity optimized constellation/code rate pair in the coder and mapper modules and then signaling the receiver to swap in the complementary pairing in the demapper/decoder modules.

#### Geometrically Shaped QAM Constellations

Quadrature amplitude modulation (QAM) constellations can be constructed by orthogonalizing PAM constellations into QAM inphase and quadrature components. Constellations constructed in this way can be attractive in many applications because they have low-complexity demappers.

In FIG. 21 we provide an example of a Quadrature Amplitude Modulation constellation constructed from a Pulse Amplitude Modulation constellation. The illustrated embodiment was constructed using a PAM-8 constellation optimized for PD capacity at user bit rate per dimension of 1.5 bits (corresponds to an SNR of 9.0 dB) (see FIG. 13b). The label-point pairs in this PAM-8 constellation are  $\{(000, -1.72), (001, -0.81), (010, 1.72), (011, -0.62), (100, 0.62), (101, 0.02), (110, 0.81), (111, -0.02)\}$ . Examination of FIG. 21 shows that the QAM constellation construction is achieved by replicating a complete set of PAM-8 points in the quadrature dimension for each of the 8 PAM-8 points in the in-phase dimension. Labeling is achieved by assigning the PAM-8 labels to the LSB range on the in-phase dimension and to the MSB range on the quadrature dimension. The resulting  $8 \times 8$  outer product forms a highly structured QAM-64 for which very low-complexity de-mappers can be constructed. Due to the orthogonality of the in-phase and quadrature components the capacity characteristics of the resulting QAM-64 constellation are identical to that of the PAM-8 constellation on a per-dimension basis.

#### N-Dimensional Constellation Optimization

Rather than designing constellations in 1-D (PAM for instance) and then extending to 2-D (QAM), it is possible to take direct advantage in the optimization step of the additional degree of freedom presented by an extra spatial

dimension. In general it is possible to design N-dimensional constellations and associated labelings. The complexity of the optimization step grows exponentially in the number of dimensions as does the complexity of the resulting receiver de-mapper. Such constructions constitute embodiments of the invention and simply require more 'run-time' to produce. Capacity Optimized Constellations for Fading Channels

Similar processes to those outlined above can be used to design capacity optimized constellations for fading channels in accordance with embodiments of the invention. The processes are essentially the same with the exception that the manner in which capacity is calculated is modified to account for the fading channel. A fading channel can be described using the following equation:

$$Y=a(t)\cdot X+N$$

where X is the transmitted signal, N is an additive white Gaussian noise signal and a(t) is the fading distribution, which is a function of time.

In the case of a fading channel, the instantaneous SNR at the receiver changes according to a fading distribution. The fading distribution is Rayleigh and has the property that the average SNR of the system remains the same as in the case of the AWGN channel,  $E[X^2]/E[N^2]$ . Therefore, the capacity of the fading channel can be computed by taking the expectation of AWGN capacity, at a given average SNR, over the Rayleigh fading distribution of a that drives the distribution of the instantaneous SNR.

Many fading channels follow a Rayleigh distribution. FIGS. 22a-24b are locus plots of PAM-4, 8, and 16 constellations that have been optimized for PD capacity on a Rayleigh fading channel. Locus plots versus user bit rate per dimension and versus SNR are provided. Similar processes can be used to obtain capacity optimized constellations that are optimized using other capacity measures, such as joint capacity, and/or using different modulation schemes.

What is claimed is:

1. A communication system, comprising:

a sink device capable of receiving data bits;

a receiver capable of receiving signals via a communication channel having a channel signal-to-noise ratio (SNR) and providing data bits to the sink device, wherein the receiver comprises:

a demodulator capable of demodulating a received signal into a demodulated signal;

a demapper, coupled to the demodulator, capable of determining likelihoods using the demodulated signal and a symbol constellation selected from a set of symbol constellations comprising:

an unequally spaced Quadrature Amplitude Modulated 64 point (QAM-64) symbol constellation; and

a uniformly spaced QAM-64 signal constellation; and

a decoder, coupled to the demapper, capable of using the likelihoods determined by the demapper to provide a sequence of received bits based upon a low density parity check (LDPC) code selected from a set of LDPC codes having different code rates;

wherein use of the unequally spaced QAM-64 symbol constellation in combination with any LDPC code from the set of LDPC codes provides a greater SNR gain than is obtained when utilizing the uniformly spaced QAM-64 symbol constellation in combination with that particular LDPC code; and

wherein use of a specific LDPC code having a code rate that is greater than 1/2 from the set of LDPC codes in

combination with the unequally spaced QAM-64 symbol constellation provides a larger SNR gain than the SNR gains achieved using the unequally spaced QAM-64 symbol constellation in combination with any of the other LDPC codes from the set of LDPC codes.

2. The communication system of claim 1, wherein the uniformly spaced QAM-64 symbol constellation utilizes a Gray labeling.

3. The communication system of claim 1, wherein the specific LDPC code has a code rate that is greater than 1/2 and is less than 5/6.

4. The communication system of claim 1, wherein the specific LDPC code has a code rate of at least 2/3.

5. The communication system of claim 1, wherein the specific LDPC code has a code rate of at least 5/6.

6. The communication system of claim 1, wherein: the receiver is capable of receiving signals that employ interleaved modulation;

the decoder is configured to perform a parallel decoding process that considers each bit-level separately; and

the unequally spaced QAM-64 symbol constellation is characterized in that use of the unequally spaced QAM-64 symbol constellation in combination with the specific LDPC code provides an SNR gain of at least 0.2 dB compared to use of the uniformly spaced QAM-64 symbol constellation in combination with the specific LDPC code.

7. The communication system of claim 1, wherein the unequally spaced QAM-64 symbol constellation is characterized in that use of the unequally spaced QAM-64 symbol constellation in combination with the specific LDPC code provides an SNR gain of at least 0.5 dB compared to use of the uniformly spaced QAM-64 symbol constellation in combination with the specific LDPC code.

8. The communication system of claim 1, wherein the communication channel is an AWGN channel.

9. The communication system of claim 1, wherein the communication channel is a Rayleigh fading channel.

10. The communication system of claim 1, wherein the unequally spaced QAM-64 symbol constellation is characterized by the assignment of labels and the spacing of the 64 points of the constellation so as to provide greater capacity across a range of SNRs compared to the uniformly spaced QAM-64 symbol constellation.

11. The communication system of claim 1, wherein the receiver is capable of utilizing the unequally spaced QAM-64 symbol constellation to receive data at a channel SNR that is below 15.93 dB.

12. The communication system of claim 1, wherein the unequally spaced QAM-64 symbol constellation is characterized by the assignment of labels and the spacing of the points of the constellation so as to maximize capacity at a specific SNR.

13. The communication system of claim 12, wherein the specific SNR is an SNR at which the receiver is capable of using the unequally spaced QAM-64 symbol constellation to receive data at a frame error rate (FER) of  $10^{-2}$  or lower.

14. The communication system of claim 12, wherein the unequally spaced QAM-64 symbol constellation is further characterized by the assignment of labels and the spacing of the points of the constellation to provide greater capacity across a range of SNRs compared to the uniformly spaced QAM-64 symbol constellation.

15. The communication system of claim 1, wherein the unequally spaced QAM-64 symbol constellation is capable of being obtained by performing a multidimensional optimization of the locations of 64 constellation points in both



## 15

the in-phase and quadrature dimensions to maximize a capacity measure at a given SNR.

**16.** The communication system of claim 15, wherein:

the specific SNR is an SNR at which the receiver is capable of using the unequally spaced QAM-64 symbol constellation to receive data at a frame error rate (FER) of  $10^{-2}$  or lower;

the capacity measure is parallel decoding capacity; and the demapper is a two dimensional (2D) demapper.

**17.** The communication system of claim 1, wherein the demapper is a two dimensional (2D) demapper.

**18.** The communication system of claim 1, wherein the unequally spaced QAM-64 symbol constellation is capable of being obtained by:

generating an unequally spaced Pulse Amplitude Modulation eight point (PAM-8) symbol constellation by optimizing locations of eight constellation points in one dimension (1D) to maximize a capacity measure at a specific SNR; and

orthogonalizing the unequally spaced PAM-8 symbol constellation to create an unequally spaced QAM-64 symbol constellation.

**19.** The communication system of claim 18, wherein:

the specific SNR is an SNR at which the receiver is capable of using the unequally spaced QAM-64 symbol constellation to receive data at a frame error rate (FER) of  $10^{-2}$  or lower;

the capacity measure is parallel decoding capacity; and the demapper utilizes a one dimensional (1D) demapper.

**20.** The communication system of claim 1, wherein the demapper utilizes a one dimensional (1D) demapper.

**21.** The communication system of claim 1, wherein the receiver is further capable of enabling the unequally spaced QAM-64 symbol constellation by an upgrade to at least one of software and firmware of the receiver.

**22.** The communication system of claim 1, wherein the receiver is further capable of sending a request to use a specific code rate, where the specific code rate is selected by the receiver based on a quality measurement made by the receiver.

**23.** The communication system of claim 1, wherein the receiver is further capable of receiving a message indicating a code rate and configuring the mapper and decoder of the receiver in response to the received message.

**24.** A communication system, comprising:

a sink device capable of receiving data bits;

a receiver that receives signals via a communication channel having a channel signal-to-noise ratio (SNR) and providing data bits to the sink device, wherein the receiver comprises:

a demodulator that demodulates a received signal into a demodulated signal;

a demapper that determines likelihoods using the demodulated signal and a symbol constellation selected from a set of symbol constellations comprising:

an unequally spaced Quadrature Amplitude Modulated 64 point (QAM-64) symbol constellation; and

a uniformly spaced QAM-64 signal constellation that maximizes the minimum distance,  $d_{min}$ , between the constellation points; and

a decoder that uses the likelihoods determined by the demapper to provide a sequence of received bits based upon a low density parity check (LDPC) code selected from a set of LDPC codes having different code rates;

## 16

wherein the demapper is interposed between the demodulator and the decoder, and the demapper receives information from the demodulator and provides information to the decoder; and

wherein use of a specific LDPC code having a code rate that is greater than 1/2 from the set of LDPC codes in combination with the unequally spaced QAM-64 symbol constellation provides a larger SNR gain than the SNR gains achieved using the unequally spaced QAM-64 symbol constellation in combination with any of the other LDPC codes from the set of LDPC codes.

**25.** The communication system of claim 24, wherein use of the unequally spaced QAM-64 symbol constellation in combination with any LDPC code from the set of LDPC codes provides a greater SNR gain than is obtained when utilizing the uniformly spaced QAM-64 symbol constellation in combination with that particular LDPC code.

**26.** The communication system of claim 24, wherein the uniformly spaced QAM-64 symbol constellation utilizes a Gray labeling.

**27.** The communication system of claim 24, wherein the specific LDPC code has a code rate that is greater than 1/2 and is less than 5/6.

**28.** The communication system of claim 24, wherein the specific LDPC code has a code rate of at least 2/3.

**29.** The communication system of claim 24, wherein the specific LDPC code has a code rate of at least 5/6.

**30.** The communication system of claim 24, wherein: the receiver is capable of receiving signals that employ interleaved modulation;

the decoder is configured to perform a parallel decoding process that considers each bit-level separately; and the unequally spaced QAM-64 symbol constellation is characterized in that use of the unequally spaced QAM-64 symbol constellation in combination with the specific LDPC code provides an SNR gain that is 0.2 dB greater than the SNR gain obtained when utilizing the uniformly spaced QAM-64 symbol constellation in combination with the specific LDPC code.

**31.** The communication system of claim 24, wherein the unequally spaced QAM-64 symbol constellation is characterized in that use of the unequally spaced QAM-64 symbol constellation in combination with the specific LDPC code provides an SNR gain of at least 0.5 dB compared to use of the uniformly spaced QAM-64 symbol constellation in combination with the specific LDPC code.

**32.** The communication system of claim 24, wherein the communication channel is an AWGN channel.

**33.** The communication system of claim 24, wherein the communication channel is a Rayleigh fading channel.

**34.** The communication system of claim 24, wherein the unequally spaced QAM-64 symbol constellation is characterized by the assignment of labels and the spacing of the 64 points of the constellation so as to provide greater capacity across a range of SNRs compared to the uniformly spaced QAM-64 symbol constellation.

**35.** The communication system of claim 24, wherein the receiver is capable of utilizing the unequally spaced QAM-64 symbol constellation to receive data at a channel SNR that is below 15.93 dB.

**36.** The communication system of claim 24, wherein the unequally spaced QAM-64 symbol constellation is characterized by the assignment of labels and the spacing of the points of the constellation so as to maximize capacity at a specific SNR.

**37.** The communication system of claim 36, wherein the specific SNR is an SNR at which the receiver is capable of

using the unequally spaced QAM-64 symbol constellation to receive data at a frame error rate (FER) of  $10^{-2}$  or lower.

38. The communication system of claim 36, wherein the unequally spaced QAM-64 symbol constellation is further characterized by the assignment of labels and the spacing of the points of the constellation to provide greater capacity across a range of SNRs compared to the uniformly spaced QAM-64 symbol constellation.

39. The communication system of claim 24, wherein the unequally spaced QAM-64 symbol constellation is capable of being obtained by performing a multidimensional optimization of the locations of 64 constellation points in both the in-phase and quadrature dimensions to maximize a capacity measure at a given SNR.

40. The communication system of claim 39, wherein: the specific SNR is an SNR at which the receiver is capable of using the unequally spaced QAM-64 symbol constellation to receive data at a frame error rate (FER) of  $10^{-2}$  or lower;

the capacity measure is parallel decoding capacity; and the demapper is a two dimensional (2D) demapper.

41. The communication system of claim 24, wherein the demapper is a two dimensional (2D) demapper.

42. The communication system of claim 24, wherein the unequally spaced QAM-64 symbol constellation is capable of being obtained by:

generating an unequally spaced Pulse Amplitude Modulation eight point (PAM-8) symbol constellation by optimizing locations of eight constellation points in one dimension (1D) to maximize a capacity measure at a specific SNR; and

orthogonalizing the unequally spaced PAM-8 symbol constellation to create an unequally spaced QAM-64 symbol constellation.

43. The communication system of claim 42, wherein: the specific SNR is an SNR at which the receiver is capable of using the unequally spaced QAM-64 symbol constellation to receive data at a frame error rate (FER) of  $10^{-2}$  or lower;

the capacity measure is parallel decoding capacity; and the demapper utilizes a one dimensional (1D) demapper.

44. The communication system of claim 24, wherein the demapper utilizes a one dimensional (1D) demapper.

45. The communication system of claim 24, wherein the receiver is further capable of enabling the unequally spaced QAM-64 symbol constellation by an upgrade to at least one of software and firmware of the receiver.

46. The communication system of claim 24, wherein the receiver is further capable of sending a request to use a specific code rate, where the specific code rate is selected by the receiver based on a quality measurement made by the receiver.

47. The communication system of claim 24, wherein the receiver is further capable of receiving a message indicating a code rate and configuring the mapper and decoder of the receiver in response to the received message.

48. A communication system, comprising: a sink device capable of receiving data bits;

a receiver that receives signals via a communication channel having a channel signal-to-noise ratio (SNR) and provides data bits to the sink device;

wherein the receiver uses a symbol constellation selected from a set of symbol constellations and a low density parity check (LDPC) code selected from a set of LDPC codes having different code rates to transform the received signals into received bits;

wherein the set of symbol constellations comprises:

an unequally spaced Quadrature Amplitude Modulated 64 point (QAM-64) symbol constellation; and a uniformly spaced QAM-64 signal constellation that maximizes the minimum distance,  $d_{min}$ , between the constellation points;

wherein use of a specific LDPC code having a code rate that is greater than 1/2 from the set of LDPC codes in combination with the unequally spaced QAM-64 symbol constellation provides a larger gain than the gains achieved using the unequally spaced QAM-64 symbol constellation in combination with any of the other LDPC codes from the set of LDPC codes.

49. The communication system of claim 48, wherein use of the unequally spaced QAM-64 symbol constellation in combination with any LDPC code from the set of LDPC codes provides a greater gain than is obtained when utilizing the uniformly spaced QAM-64 symbol constellation in combination with that particular LDPC code.

50. The communication system of claim 48, wherein the uniformly spaced QAM-64 symbol constellation utilizes a Gray labeling.

51. The communication system of claim 48, wherein the specific LDPC code has a code rate that is greater than 1/2 and is less than 5/6.

52. The communication system of claim 48, wherein the specific LDPC code has a code rate of at least 2/3.

53. The communication system of claim 48, wherein the specific LDPC code has a code rate of at least 5/6.

54. The communication system of claim 48, wherein: the receiver is capable of receiving signals that employ interleaved modulation;

the receiver is configured to perform a parallel decoding process that considers each bit-level separately; and

the unequally spaced QAM-64 symbol constellation is characterized in that use of the unequally spaced QAM-64 symbol constellation in combination with the specific LDPC code provides a gain of at least 0.2 dB compared to use of the uniformly spaced QAM-64 symbol constellation in combination with the specific LDPC code.

55. The communication system of claim 48, wherein the unequally spaced QAM-64 symbol constellation is characterized in that use of the unequally spaced QAM-64 symbol constellation in combination with the specific LDPC code provides a gain of at least 0.5 dB compared to use of the uniformly spaced QAM-64 symbol constellation in combination with the specific LDPC code.

56. The communication system of claim 48, wherein the communication channel is an AWGN channel.

57. The communication system of claim 48, wherein the communication channel is a Rayleigh fading channel.

58. The communication system of claim 48, wherein the unequally spaced QAM-64 symbol constellation is characterized by the assignment of labels and the spacing of the 64 points of the constellation so as to provide greater capacity across a range of SNRs compared to the uniformly spaced QAM-64 symbol constellation.

59. The communication system of claim 48, wherein the receiver is capable of utilizing the unequally spaced QAM-64 symbol constellation to receive data at a channel SNR that is below 15.93 dB.

60. The communication system of claim 48, wherein the unequally spaced QAM-64 symbol constellation is characterized by the assignment of labels and the spacing of the points of the constellation so as to maximize capacity at a specific SNR.

19

61. The communication system of claim 60, wherein the specific SNR is an SNR at which the receiver is capable of using the unequally spaced QAM-64 symbol constellation to receive data at a frame error rate (FER) of  $10^{-2}$  or lower.

62. The communication system of claim 60, wherein the unequally spaced QAM-64 symbol constellation is further characterized by the assignment of labels and the spacing of the points of the constellation to provide greater capacity across a range of SNRs compared to the uniformly spaced QAM-64 symbol constellation.

63. The communication system of claim 48, wherein the unequally spaced QAM-64 symbol constellation is capable of being obtained by performing a multidimensional optimization of the locations of 64 constellation points in both the in-phase and quadrature dimensions to maximize a capacity measure at a given SNR.

64. The communication system of claim 63, wherein: the specific SNR is an SNR at which the receiver is capable of using the unequally spaced QAM-64 symbol constellation to receive data at a frame error rate (FER) of  $10^{-2}$  or lower;

the capacity measure is parallel decoding capacity; and the receiver comprises a two dimensional (2D) demapper.

65. The communication system of claim 48, wherein the receiver comprises a two dimensional (2D) demapper.

66. The communication system of claim 48, wherein the unequally spaced QAM-64 symbol constellation is capable of being obtained by:

generating an unequally spaced Pulse Amplitude Modulation eight point (PAM-8) symbol constellation by

20

optimizing locations of eight constellation points in one dimension (1D) to maximize a capacity measure at a specific SNR; and

orthogonalizing the unequally spaced PAM-8 symbol constellation to create an unequally spaced QAM-64 symbol constellation.

67. The communication system of claim 66, wherein: the specific SNR is an SNR at which the receiver is capable of using the unequally spaced QAM-64 symbol constellation to receive data at a frame error rate (FER) of  $10^{-2}$  or lower;

the capacity measure is parallel decoding capacity; and the receiver comprises a one dimensional (1D) demapper.

68. The communication system of claim 48, wherein the receiver comprises a one dimensional (1D) demapper.

69. The communication system of claim 48, wherein the receiver is further capable of enabling the unequally spaced QAM-64 symbol constellation by an upgrade to at least one of software and firmware of the receiver.

70. The communication system of claim 48, wherein the receiver is further capable of sending a request to use a specific code rate, where the specific code rate is selected by the receiver based on a quality measurement made by the receiver.

71. The communication system of claim 48, wherein the receiver is further capable of receiving a message indicating a code rate and configuring a mapper and a decoder of the receiver in response to the received message.

\* \* \* \* \*