



US011806354B2

(12) **United States Patent**
Tabuteau

(10) **Patent No.:** **US 11,806,354 B2**

(45) **Date of Patent:** ***Nov. 7, 2023**

(54) **PHARMACEUTICAL COMPOSITIONS
COMPRISING MELOXICAM**

A61K 31/4196 (2006.01)

A61P 25/06 (2006.01)

A61K 9/20 (2006.01)

(71) Applicant: **AXSOME THERAPEUTICS, INC.**,
New York, NY (US)

(52) **U.S. Cl.**

CPC *A61K 31/5415* (2013.01); *A61K 9/0053*
(2013.01); *A61K 9/2009* (2013.01); *A61K*
31/4196 (2013.01); *A61P 25/06* (2018.01)

(72) Inventor: **Herriot Tabuteau**, New York, NY (US)

(73) Assignee: **AXSOME THERAPEUTICS, INC.**,
New York, NY (US)

(58) **Field of Classification Search**

CPC A61P 25/06

See application file for complete search history.

(*) Notice: Subject to any disclaimer, the term of this
patent is extended or adjusted under 35
U.S.C. 154(b) by 0 days.

(56)

References Cited

U.S. PATENT DOCUMENTS

4,233,299 A 11/1980 Trummnitz et al.

5,872,145 A 2/1999 Plachetka

6,060,499 A 5/2000 Plachetka

(Continued)

(21) Appl. No.: **17/929,633**

(22) Filed: **Sep. 2, 2022**

(65) **Prior Publication Data**

US 2023/0000880 A1 Jan. 5, 2023

FOREIGN PATENT DOCUMENTS

AU 2018205790 B2 7/2018

CA 2565941 A1 11/2005

(Continued)

Related U.S. Application Data

(63) Continuation-in-part of application No. 17/549,081,
filed on Dec. 13, 2021, now Pat. No. 11,433,079, and
a continuation-in-part of application No.
PCT/US2021/026027, filed on Apr. 6, 2021, said
application No. 17/549,081 is a continuation-in-part
of application No. 17/145,744, filed on Jan. 11, 2021,
now Pat. No. 11,207,327, which is a
continuation-in-part of application No. 16/854,320,
filed on Apr. 21, 2020, now Pat. No. 10,894,053, said
application No. PCT/US2021/026027 is a
continuation-in-part of application No. 16/842,063,
filed on Apr. 7, 2020, now Pat. No. 10,799,588, and
a continuation of application No. 16/867,929, filed on
May 6, 2020, now Pat. No. 10,821,182, and a
continuation of application No. 16/841,436, filed on
Apr. 6, 2020, now Pat. No. 10,821,181, said
application No. 16/854,320 is a continuation-in-part
of application No. 16/570,451, filed on Sep. 13, 2019,
now Pat. No. 10,729,697, which is a
continuation-in-part of application No. 16/001,697,
filed on Jun. 6, 2018, now Pat. No. 10,471,014, which
is a continuation-in-part of application No.
15/976,800, filed on May 10, 2018, now Pat. No.
10,471,068, which is a continuation-in-part of
application No. PCT/US2018/012433, filed on Jan. 4,
2018.

(60) Provisional application No. 63/006,023, filed on Apr.
6, 2020, provisional application No. 62/680,956, filed
on Jun. 5, 2018, provisional application No.
62/536,466, filed on Jul. 25, 2017, provisional
application No. 62/504,105, filed on May 10, 2017,
provisional application No. 62/442,136, filed on Jan.
4, 2017.

(51) **Int. Cl.**

A61K 31/5415 (2006.01)

A61K 9/00 (2006.01)

Primary Examiner — Theodore R. Howell
(74) *Attorney, Agent, or Firm* — MASCHOFF
BRENNAN; Brent A. Johnson; Yuefen Zhou

(57)

ABSTRACT

Disclosed herein are compositions comprising an NSAID
such as meloxicam and/or rizatriptan in combination with a
cyclodextrin and/or a carbonate or a bicarbonate. These
compositions may be orally administered, for example, to
improve the bioavailability or pharmacokinetics of the
NSAID for the treatment of pain such as migraine, arthritis,
and other conditions. Also disclosed herein are methods of
treating pain, such as migraine, comprising administering
meloxicam and rizatriptan to a human being suffering from
pain, such as migraine. For migraine, these methods may be
particularly useful when the meloxicam and rizatriptan are
administered while the human being is suffering from an
acute attack of migraine pain or migraine aura. In some
embodiments, the combination of meloxicam and rizatriptan
may be administered in a manner that results in a T_{max} of
meloxicam of 3 hours or less.

16 Claims, 22 Drawing Sheets

(56)

References Cited

U.S. PATENT DOCUMENTS

6,077,539	A	6/2000	Plachetka et al.	10,799,588	B2	10/2020	Tabuteau	
6,284,269	B1	9/2001	Struengmann et al.	10,821,181	B2	11/2020	Tabuteau	
6,384,034	B2	5/2002	Simitchieva et al.	10,821,182	B2	11/2020	Tabuteau	
6,479,551	B1	11/2002	Plachetka et al.	10,894,053	B2	1/2021	Tabuteau	
6,495,535	B1	12/2002	Plachetka et al.	10,905,693	B2	2/2021	Tabuteau	
6,586,458	B1	7/2003	Plachetka	10,918,722	B2	2/2021	Tabuteau	
6,926,907	B2	8/2005	Plachetka	10,933,136	B2	3/2021	Tabuteau	
7,030,162	B2	4/2006	Plachetka et al.	10,933,137	B2	3/2021	Tabuteau	
7,060,694	B2	6/2006	Plachetka et al.	10,940,153	B2	3/2021	Tabuteau	
7,332,183	B2	2/2008	Plachetka et al.	10,987,358	B2	4/2021	Tabuteau	
8,022,095	B2	9/2011	Plachetka	11,013,805	B2	5/2021	Tabuteau	
8,206,741	B2	6/2012	Plachetka	11,013,806	B2	5/2021	Tabuteau	
8,512,727	B2	8/2013	Cooper	11,020,483	B2	6/2021	Tabuteau	
8,557,285	B2	10/2013	Plachetka	11,045,549	B2	6/2021	Tabuteau	
8,835,407	B2	9/2014	Mosher et al.	11,077,117	B2	8/2021	Tabuteau	
8,852,636	B2	10/2014	Plachetka	11,110,173	B2	9/2021	Tabuteau	
8,858,996	B2	10/2014	Plachetka	11,123,431	B2	9/2021	Tabuteau	
8,865,190	B2	10/2014	Plachetka	11,129,895	B2	9/2021	Tabuteau	
8,945,621	B2	2/2015	Ault et al.	11,135,295	B2	10/2021	Tabuteau	
9,161,920	B2	10/2015	Plachetka	11,185,550	B2	11/2021	Tabuteau	
9,198,888	B2	12/2015	Plachetka	11,207,327	B2	12/2021	Tabuteau	
9,220,698	B2	12/2015	Ault et al.	11,207,328	B2	12/2021	Tabuteau	
9,265,732	B2	2/2016	Plachetka et al.	11,219,626	B2	1/2022	Tabuteau	
9,345,695	B2	5/2016	Plachetka	11,266,657	B2	3/2022	Tabuteau	
9,364,439	B2	6/2016	Plachetka	11,285,213	B2	3/2022	Tabuteau	
9,393,208	B2	7/2016	Ault et al.	11,285,214	B2	3/2022	Tabuteau	
9,539,214	B2	1/2017	Plachetka	11,285,215	B2	3/2022	Tabuteau	
9,707,181	B2	7/2017	Plachetka	11,331,323	B2	5/2022	Tabuteau	
9,801,824	B2	10/2017	Ault et al.	11,357,854	B2	6/2022	Tabuteau	
9,801,827	B2	10/2017	Plachetka et al.	11,369,684	B2	6/2022	Tabuteau	
9,821,075	B2	11/2017	Tabuteau	11,426,414	B2 *	8/2022	Tabuteau A61K 9/205
10,029,010	B1	7/2018	Tabuteau	11,433,078	B2 *	9/2022	Tabuteau A61K 9/2009
10,058,614	B2	8/2018	Tabuteau	11,433,079	B2 *	9/2022	Tabuteau A61K 31/4439
10,137,131	B2	11/2018	Tabuteau	11,471,464	B2 *	10/2022	Tabuteau A61K 9/2013
10,195,278	B2	2/2019	Tabuteau	11,471,465	B2 *	10/2022	Tabuteau A61K 47/02
10,195,279	B2	2/2019	Tabuteau	11,504,429	B2 *	11/2022	Tabuteau A61K 9/209
10,265,324	B2	4/2019	Tabuteau	11,510,927	B2 *	11/2022	Tabuteau A61K 31/5415
10,265,399	B2	4/2019	Tabuteau	11,571,428	B2	2/2023	Tabuteau	
10,265,400	B2	4/2019	Tabuteau	11,602,563	B2	3/2023	Tabuteau	
10,307,484	B2	6/2019	Tabuteau	11,607,456	B2 *	3/2023	Tabuteau A61K 31/4439
10,322,181	B2	6/2019	Tabuteau	11,617,755	B2	4/2023	Tabuteau	
10,363,312	B2	7/2019	Tabuteau	11,617,756	B2 *	4/2023	Tabuteau A61K 31/4196
10,369,224	B2	8/2019	Tabuteau					514/226.5
10,369,225	B2	8/2019	Tabuteau	11,617,791	B2 *	4/2023	Tabuteau A61K 31/4196
10,426,839	B2	10/2019	Tabuteau					514/226.5
10,456,471	B2	10/2019	Tabuteau	11,628,173	B2 *	4/2023	Tabuteau A61K 31/4196
10,463,736	B2	11/2019	Tabuteau	11,712,441	B2	8/2023	Tabuteau	
10,471,014	B2	11/2019	Tabuteau	11,738,085	B2	8/2023	Tabuteau	
10,471,068	B2	11/2019	Tabuteau	11,759,522	B2	9/2023	Tabuteau	
10,471,069	B2	11/2019	Tabuteau	2002/0016348	A1	2/2002	Simitchieva et al.	
10,485,871	B2	11/2019	Tabuteau	2003/0008003	A1	1/2003	Jamali	
10,512,692	B2	12/2019	Tabuteau	2004/0214861	A1	10/2004	Seibert	
10,512,693	B2	12/2019	Tabuteau	2004/0229038	A1	11/2004	Cooper et al.	
10,517,950	B1	12/2019	Tabuteau	2005/0249806	A1	11/2005	Proehl et al.	
10,532,101	B1	1/2020	Tabuteau	2007/0154542	A1	7/2007	Tananbaum et al.	
10,537,642	B1	1/2020	Tabuteau	2007/0281927	A1	12/2007	Tyavanagimatt et al.	
10,561,664	B1	2/2020	Tabuteau	2009/0068262	A1	3/2009	Zalit et al.	
10,583,088	B2	3/2020	Tabuteau	2009/0203680	A1	8/2009	Hanna et al.	
10,583,144	B2	3/2020	Tabuteau	2009/0311335	A1	12/2009	Jenkins et al.	
10,653,777	B2	5/2020	Tabuteau	2010/0226943	A1	9/2010	Brennan et al.	
10,688,102	B2	6/2020	Tabuteau	2013/0266658	A1	10/2013	Weiß et al.	
10,688,185	B2	6/2020	Tabuteau	2014/0248353	A1	9/2014	Ryoo et al.	
10,695,429	B2	6/2020	Tabuteau	2016/0228576	A1	8/2016	Tabuteau	
10,695,430	B2	6/2020	Tabuteau	2018/0050106	A1	2/2018	Tabuteau	
10,702,535	B2	7/2020	Tabuteau	2018/0127490	A1	5/2018	Bigal et al.	
10,702,602	B2	7/2020	Tabuteau	2018/0207274	A1	7/2018	Tabuteau	
10,722,583	B2	7/2020	Tabuteau	2018/0214380	A1	8/2018	Tabuteau	
10,729,696	B2	8/2020	Tabuteau	2018/0256593	A1	9/2018	Tabuteau	
10,729,697	B2	8/2020	Tabuteau	2018/0264114	A1	9/2018	Tabuteau	
10,729,773	B2	8/2020	Tabuteau	2018/0264115	A1	9/2018	Tabuteau	
10,729,774	B1	8/2020	Tabuteau	2018/0271981	A1	9/2018	Tabuteau	
10,758,617	B2	9/2020	Tabuteau	2018/0280306	A1	10/2018	Tabuteau	
10,758,618	B2	9/2020	Tabuteau	2018/0280308	A1	10/2018	Tabuteau	
10,780,165	B2	9/2020	Tabuteau	2018/0280512	A1	10/2018	Tabuteau	
10,780,166	B2	9/2020	Tabuteau	2018/0289806	A1	10/2018	Tabuteau	
				2018/0289807	A1	10/2018	Tabuteau	
				2018/0289808	A1	10/2018	Tabuteau	
				2019/0000975	A1	1/2019	Tabuteau	
				2019/0070192	A1	3/2019	Tabuteau	

(56)

References Cited

U.S. PATENT DOCUMENTS

2019/0142942 A1 5/2019 Tabuteau
 2019/0142943 A1 5/2019 Tabuteau
 2019/0224320 A1 7/2019 Tabuteau
 2019/0224321 A1 7/2019 Tabuteau
 2019/0231792 A1 8/2019 Tabuteau
 2019/0255177 A1 8/2019 Tabuteau
 2019/0307884 A1 10/2019 Tabuteau
 2019/0314504 A1 10/2019 Tabuteau
 2019/0336510 A1 11/2019 Tabuteau
 2020/0000819 A1 1/2020 Tabuteau
 2020/0000820 A1 1/2020 Tabuteau
 2020/0000919 A1 1/2020 Tabuteau
 2020/0000920 A1 1/2020 Tabuteau
 2020/0000921 A1 1/2020 Tabuteau
 2020/0000922 A1 1/2020 Tabuteau
 2020/0009250 A1 1/2020 Tabuteau
 2020/0030338 A1 1/2020 Tabuteau
 2020/0038408 A1 2/2020 Tabuteau
 2020/0085951 A1 3/2020 Tabuteau
 2020/0085952 A1 3/2020 Tabuteau
 2020/0085953 A1 3/2020 Tabuteau
 2020/0085954 A1 3/2020 Tabuteau
 2020/0085955 A1 3/2020 Tabuteau
 2020/0155565 A1 5/2020 Tabuteau
 2020/0179396 A1 6/2020 Tabuteau
 2020/0222539 A1 7/2020 Tabuteau
 2020/0230239 A1 7/2020 Tabuteau
 2020/0230240 A1 7/2020 Tabuteau
 2020/0230241 A1 7/2020 Tabuteau
 2020/0246461 A1 8/2020 Tabuteau
 2020/0246462 A1 8/2020 Tabuteau
 2020/0254097 A1 8/2020 Tabuteau
 2020/0261466 A1 8/2020 Tabuteau
 2020/0261467 A1 8/2020 Tabuteau
 2020/0276311 A1 9/2020 Tabuteau
 2020/0289524 A1 9/2020 Tabuteau
 2020/0330476 A1 10/2020 Tabuteau
 2020/0338198 A1 10/2020 Tabuteau
 2020/0376124 A1 12/2020 Tabuteau
 2020/0376125 A1 12/2020 Tabuteau
 2020/0405861 A1 12/2020 Tabuteau
 2020/0405862 A1 12/2020 Tabuteau
 2021/0000956 A1 1/2021 Tabuteau
 2021/0008211 A1 1/2021 Tabuteau
 2021/0030876 A1 2/2021 Tabuteau
 2021/0121474 A1 4/2021 Tabuteau
 2021/0128575 A1 5/2021 Tabuteau
 2021/0128576 A1 5/2021 Tabuteau
 2021/0154299 A1 5/2021 Tabuteau
 2021/0177971 A1 6/2021 Tabuteau
 2021/0177972 A1 6/2021 Tabuteau
 2021/0196726 A1 7/2021 Tabuteau
 2021/0228592 A1 7/2021 Tabuteau
 2021/0260193 A1 8/2021 Tabuteau
 2021/0260194 A1 8/2021 Tabuteau
 2021/0275670 A1 9/2021 Tabuteau
 2021/0322552 A1 10/2021 Tabuteau
 2021/0346393 A1 11/2021 Tabuteau
 2021/0353636 A1 11/2021 Tabuteau
 2021/0361667 A1 11/2021 Tabuteau
 2021/0369729 A1 12/2021 Tabuteau
 2021/0369845 A1 12/2021 Tabuteau
 2021/0393782 A1 12/2021 Tabuteau
 2021/0401988 A1 12/2021 Tabuteau
 2022/0008539 A1 1/2022 Tabuteau
 2022/0054498 A1 2/2022 Tabuteau
 2022/0088027 A1 3/2022 Tabuteau
 2022/0096490 A1 3/2022 Tabuteau
 2022/0105104 A1 4/2022 Tabuteau
 2022/0175792 A1 6/2022 Tabuteau
 2022/0175927 A1 6/2022 Tabuteau
 2022/0211851 A1 7/2022 Tabuteau
 2022/0218718 A1 7/2022 Tabuteau
 2022/0233698 A1 7/2022 Tabuteau
 2022/0241292 A1 8/2022 Tabuteau

2022/0313824 A1 10/2022 Tabuteau
 2022/0331428 A1 10/2022 Tabuteau
 2023/0000879 A1 1/2023 Tabuteau
 2023/0000880 A1 1/2023 Tabuteau
 2023/0016504 A1 1/2023 Tabuteau
 2023/0025944 A1 1/2023 Tabuteau
 2023/0042938 A1 2/2023 Tabuteau
 2023/0097899 A1 3/2023 Tabuteau
 2023/0108797 A1 4/2023 Tabuteau
 2023/0131057 A1 4/2023 Tabuteau
 2023/0173072 A1 6/2023 Tabuteau
 2023/0218762 A1 7/2023 Tabuteau
 2023/0233574 A1 7/2023 Tabuteau

FOREIGN PATENT DOCUMENTS

CN 101984960 A 3/2011
 CN 101987081 3/2011
 CN 102526058 A 7/2012
 WO 1998006392 A1 2/1998
 WO 1999009988 A1 3/1999
 WO 2000035448 6/2000
 WO 2000059475 10/2000
 WO 2005021041 A1 3/2005
 WO 2005076987 8/2005
 WO 2005105102 A1 11/2005
 WO 2008006216 1/2008
 WO 2009152192 A1 12/2009
 WO 2012072570 6/2012
 WO 2014161131 A1 10/2014
 WO 2016131067 8/2016
 WO 2017042607 3/2017
 WO 2018129220 A1 7/2018
 WO 2018209150 A1 11/2018

OTHER PUBLICATIONS

Vonkeman et al., Proton-Pump Inhibitors are Associated with a Reduced Risk for Bleeding and Perforated Gastroduodenal Ulcers Attributable to Non-Steroidal Anti-Inflammatory Drugs: A Nested Case-Control Study, *Arthritis Research & Therapy*, 9(3), May 2007, 8 pgs.
 Yilmaz et al., Does Adding Misoprostol to Standard Intravenous Proton Pump Inhibitor Protocol Improve the Outcome of Aspirin/NSAID-Induced Upper Gastrointestinal Bleeding?, *Digestive Diseases and Sciences*, 52(1), 110-118, Jan. 2007.
 International search report dated Aug. 11, 2016, corresponding to international patent application No. PCT/US2016/026991.
 Written opinion of the international searching authority dated Aug. 11, 2016, corresponding to international patent application No. PCT/US2016/026991.
 Stella et al., *Toxicologic Pathology*, 2008, 36:30-42.
 Jain et al., *AAAPS PharmSciTech*, 2011, 12(4):1163-1175.
 Baboota et al., *Journal of Inclusion Phenomena and Macrocyclic Chemistry*, 2005, 51:219-224.
 U.S. Appl. No. 15/132,130, filed Apr. 18, 2016 First Named Inventor: Herriot Tabuteau Assignee: Axsome Therapeutics, Inc.
 U.S. Appl. No. 15/797,955, filed Oct. 30, 2017 First Named Inventor: Herriot Tabuteau Assignee: Axsome Therapeutics, Inc.
 U.S. Appl. No. 15/902,770, filed Feb. 22, 2018 First Named Inventor: Herriot Tabuteau Assignee: Axsome Therapeutics, Inc.
 U.S. Appl. No. 15/936,176, filed Mar. 26, 2018 First Named Inventor: Herriot Tabuteau Assignee: Axsome Therapeutics, Inc.
 U.S. Appl. No. 15/976,800, filed May 10, 2018 First Named Inventor: Herriot Tabuteau Assignee: Axsome Therapeutics, Inc.
 U.S. Appl. No. 15/984,055, filed May 18, 2018 First Named Inventor: Herriot Tabuteau Assignee: Axsome Therapeutics, Inc.
 U.S. Appl. No. 15/986,215, filed May 22, 2018 First Named Inventor: Herriot Tabuteau Assignee: Axsome Therapeutics, Inc.
 U.S. Appl. No. 15/988,104, filed May 24, 2018 First Named Inventor: Herriot Tabuteau Assignee: Axsome Therapeutics, Inc.
 U.S. Appl. No. 15/989,734, filed May 25, 2018 First Named Inventor: Herriot Tabuteau Assignee: Axsome Therapeutics, Inc.
 U.S. Appl. No. 16/000,701, filed Jun. 5, 2018 First Named Inventor: Herriot Tabuteau Assignee: Axsome Therapeutics, Inc.

(56)

References Cited

OTHER PUBLICATIONS

- U.S. Appl. No. 16/001,697, filed Jun. 6, 2018 First Named Inventor: Herriot Tabuteau Assignee: Axsome Therapeutics, Inc.
- U.S. Appl. No. 16/002,865, filed Jun. 7, 2018 First Named Inventor: Herriot Tabuteau Assignee: Axsome Therapeutics, Inc.
- U.S. Appl. No. 16/006,548, filed Jun. 12, 2018 First Named Inventor: Herriot Tabuteau Assignee: Axsome Therapeutics, Inc.
- U.S. Appl. No. 16/006,642, filed Jun. 12, 2018 First Named Inventor: Herriot Tabuteau Assignee: Axsome Therapeutics, Inc.
- U.S. Appl. No. 16/006,692, filed Jun. 12, 2018 First Named Inventor: Herriot Tabuteau Assignee: Axsome Therapeutics, Inc.
- Hosie et al., *British Journal of Rheumatology*, 35 (suppl.1), 39-43, 1996.
- Wojtulewski et al., *British Journal of Rheumatology*, 35 (suppl.1), 22-28, 1996.
- Goldstein et al., *Intragastric Acid Control in Non-Steroidal Anti-inflammatory Drug Users: Comparison of Esomeprazole, Lansoprazole and Pantoprazole*, *Alimentary Pharmacology & Therapeutics* 23, 1189-1196, 2006.
- Euller-Ziegler et al. *Meloxicam: a review of its pharmacokinetics, efficacy and tolerability following intramuscular administration*, *Inflamm. res.* 50, Supplement 1, S5-S9, 2001.
- U.S. Appl. No. 16/181,086, filed Nov. 5, 2018 First Named Inventor: Herriot Tabuteau Assignee: Axsome Therapeutics, Inc.
- U.S. Appl. No. 16/247,406, filed Jan. 14, 2019 First Named Inventor: Herriot Tabuteau Assignee: Axsome Therapeutics, Inc.
- U.S. Appl. No. 16/248,449, filed Jan. 15, 2019 First Named Inventor: Herriot Tabuteau Assignee: Axsome Therapeutics, Inc.
- Iroko Pharmaceuticals, *Vivlodex Label*, Oct. 2015.
- Mayo Clinic, <http://web.archive.org/web/20141113013539/https://www.mayoclinic.org/drugs-supplements/meloxicam-oral-route/proper-use/drg-20066928> (bearing an alleged date of 2014) (retrieved from the internet Mar. 3, 2019) (2014).
- U.S. Appl. No. 16/372,958, filed Apr. 2, 2019 First Named Inventor: Herriot Tabuteau Assignee: Axsome Therapeutics, Inc.
- U.S. Appl. No. 16/372,977, filed Apr. 2, 2019 First Named Inventor: Herriot Tabuteau Assignee: Axsome Therapeutics, Inc.
- U.S. Appl. No. 16/374,081, filed Apr. 3, 2019 First Named Inventor: Herriot Tabuteau Assignee: Axsome Therapeutics, Inc.
- U.S. Appl. No. 16/403,034, filed May 3, 2019 First Named Inventor: Herriot Tabuteau Assignee: Axsome Therapeutics, Inc.
- U.S. Appl. No. 16/440,695, filed Jun. 13, 2019 First Named Inventor: Herriot Tabuteau Assignee: Axsome Therapeutics, Inc.
- U.S. Appl. No. 16/454,319, filed Jun. 27, 2019 First Named Inventor: Herriot Tabuteau Assignee: Axsome Therapeutics, Inc.
- U.S. Appl. No. 16/513,612, filed Jul. 16, 2019 First Named Inventor: Herriot Tabuteau Assignee: Axsome Therapeutics, Inc.
- Láinez, "Rizatriptan in the treatment of migraine." *Neuropsychiatric disease and treatment*, 2(3), p. 247, Sep. 2006.
- U.S. Appl. No. 16/565,111, filed Sep. 9, 2019 First Named Inventor: Herriot Tabuteau Assignee: Axsome Therapeutics, Inc.
- U.S. Appl. No. 16/566,476, filed Sep. 10, 2019 First Named Inventor: Herriot Tabuteau Assignee: Axsome Therapeutics, Inc.
- U.S. Appl. No. 16/567,859, filed Sep. 11, 2019 First Named Inventor: Herriot Tabuteau Assignee: Axsome Therapeutics, Inc.
- U.S. Appl. No. 16/568,703, filed Sep. 12, 2019 First Named Inventor: Herriot Tabuteau Assignee: Axsome Therapeutics, Inc.
- U.S. Appl. No. 16/570,434, filed Sep. 13, 2019 First Named Inventor: Herriot Tabuteau Assignee: Axsome Therapeutics, Inc.
- U.S. Appl. No. 16/570,451, filed Sep. 13, 2019 First Named Inventor: Herriot Tabuteau Assignee: Axsome Therapeutics, Inc.
- U.S. Appl. No. 16/572,042, filed Sep. 16, 2019 First Named Inventor: Herriot Tabuteau Assignee: Axsome Therapeutics, Inc.
- U.S. Appl. No. 16/589,692, filed Oct. 1, 2019 First Named Inventor: Herriot Tabuteau Assignee: Axsome Therapeutics, Inc.
- Lionetto et al., *Emerging treatment for chronic migraine and refractory chronic migraine*. *Expert Opin Emerg Drugs*, 17(3): 393-406, Sep. 2012.
- U.S. Appl. No. 17/318,691, filed May 12, 2021 First Named Inventor: Herriot Tabuteau Assignee: Axsome Therapeutics, Inc.
- U.S. Appl. No. 17/319,898, filed May 13, 2021 First Named Inventor: Herriot Tabuteau Assignee: Axsome Therapeutics, Inc.
- U.S. Appl. No. 17/325,616, filed May 20, 2021 First Named Inventor: Herriot Tabuteau Assignee: Axsome Therapeutics, Inc.
- International Search Report and Written Opinion of the International Searching Authority, PCT/US2021/026027, dated Jun. 4, 2021.
- International Search Report and Written Opinion of the International Searching Authority, PCT/US2019/053167, dated Jan. 9, 2020.
- U.S. Appl. No. 17/360,574, filed Jun. 28, 2021 First Named Inventor: Herriot Tabuteau Assignee: Axsome Therapeutics, Inc.
- U.S. Appl. No. 17/381,771, filed Jul. 21, 2021 First Named Inventor: Herriot Tabuteau Assignee: Axsome Therapeutics, Inc.
- U.S. Appl. No. 17/388,805, filed Jul. 29, 2021 First Named Inventor: Herriot Tabuteau Assignee: Axsome Therapeutics, Inc.
- U.S. Appl. No. 17/392,456, filed Aug. 3, 2021 First Named Inventor: Herriot Tabuteau Assignee: Axsome Therapeutics, Inc.
- U.S. Appl. No. 17/402,252, filed Aug. 13, 2021 First Named Inventor: Herriot Tabuteau Assignee: Axsome Therapeutics, Inc.
- U.S. Appl. No. 17/404,129, filed Aug. 17, 2021 First Named Inventor: Herriot Tabuteau Assignee: Axsome Therapeutics, Inc.
- U.S. Appl. No. 17/466,623, filed Sep. 3, 2021 First Named Inventor: Herriot Tabuteau Assignee: Axsome Therapeutics, Inc.
- U.S. Appl. No. 17/469,539, filed Sep. 8, 2021 First Named Inventor: Herriot Tabuteau Assignee: Axsome Therapeutics, Inc.
- International Preliminary Report on Patentability, PCT/US2020/017046, dated Aug. 19, 2021.
- U.S. Appl. No. 17/483,031, filed Sep. 23, 2021 First Named Inventor: Herriot Tabuteau Assignee: Axsome Therapeutics, Inc.
- U.S. Appl. No. 17/484,875, filed Oct. 15, 2021 First Named Inventor: Herriot Tabuteau Assignee: Axsome Therapeutics, Inc.
- Pardutz et al., "NSAIDs in the Acute Treatment of Migraine: A Review of Clinical and Experimental Data", *Pharmaceuticals*, 3(6), 1966-1987, Jun. 2010.
- U.S. Appl. No. 17/517,223, filed Nov. 2, 2021 First Named Inventor: Herriot Tabuteau Assignee: Axsome Therapeutics, Inc.
- U.S. Appl. No. 17/544,365, filed Dec. 7, 2021 First Named Inventor: Herriot Tabuteau Assignee: Axsome Therapeutics, Inc.
- U.S. Appl. No. 17/547,676, filed Dec. 10, 2021 First Named Inventor: Herriot Tabuteau Assignee: Axsome Therapeutics, Inc.
- U.S. Appl. No. 17/549,081, filed Dec. 13, 2021 First Named Inventor: Herriot Tabuteau Assignee: Axsome Therapeutics, Inc.
- U.S. Appl. No. 17/677,906, filed Feb. 22, 2022 First Named Inventor: Herriot Tabuteau Assignee: Axsome Therapeutics, Inc.
- U.S. Appl. No. 17/678,495, filed Feb. 23, 2022 First Named Inventor: Herriot Tabuteau Assignee: Axsome Therapeutics, Inc.
- U.S. Appl. No. 17/680,926, filed Feb. 25, 2022 First Named Inventor: Herriot Tabuteau Assignee: Axsome Therapeutics, Inc.
- Dalal et al., *Meloxicam and Risk of Myocardial Infarction: A Population-based Nested Case-control Study*, *Rheumatol Int.*, 37(12), 2071-2078, Dec. 2017.
- Highlights of Prescribing Information for Mobic® (meloxicam) tablets, oral suspension (Initial U.S. Approval: 2000).
- Oregon State University, *New Drug Review: Treximet® (Sumatriptan-Naproxen)*.
- Yuan et al., *Intravenous ibuprofen for acute treatment of migraine: A double-blind, randomized, placebo-controlled pilot study*, *Headache: The Journal of Head and Face Pain*, 61(9), 1432-1440, Oct. 2021.
- Edwards et al., *Evaluation of sumatriptan-naproxen in the treatment of acute migraine: a placebo-controlled, double-blind, cross-over study assessing cognitive function*, *Headache: The Journal of Head and Face Pain*, 53(4), 656-664, Apr. 2013.
- Khoury et al., *Sumatriptan-naproxen fixed combination for acute treatment of migraine: a critical appraisal*, *Drug Design, Development and Therapy*, 4, 9-17, 2010.
- Buse et al., *Comorbid and co-occurring conditions in migraine and associated risk of increasing headache pain intensity and headache frequency: results of the migraine in America symptoms and treatment (MAST) study*, *The Journal of Headache and Pain*, 21(1), 1-16, Dec. 2020.

(56)

References Cited

OTHER PUBLICATIONS

Singh et al., Risk of serious upper gastrointestinal and cardiovascular thromboembolic complications with meloxicam, *Am J Med.*, 117(2), 100-106, Jul. 2004.

Syed, Y.Y., Sumatriptan/Naproxen Sodium: A Review in Migraine, *Drugs*, 76(1), 111-121, Jan. 2016.

Visser et al., Rizatriptan vs sumatriptan in the acute treatment of migraine. A placebo-controlled, dose-ranging study. Dutch/US Rizatriptan Study Group, *Arch Neurol.*, 53(11), 1132-1137, Nov. 1996.

Highlights of Prescribing Information for Vivlodex™, Medication Guide for Vivlodex (meloxicam) capsules, for oral use (Initial U.S. Approval: 2000), issued or revised: Oct. 2015.

U.S. Appl. No. 17/723,771, filed Apr. 19, 2022 First Named Inventor: Herriot Tabuteau Assignee: Axsome Therapeutics, Inc.

Ekusheva et al., The actual approaches to therapy of refractory migraine. *Medical Journal of the Russian Federation*, 20(5):45-52, Oct. 2014. (with English Abstract).

Pomeroy et al., Ketamine Infusions for Treatment Refractory Headache, *Headache: The Journal of Head and Face Pain*, 57(2), 276-282, Feb. 2017.

Ferrari et al., Oral triptans (serotonin 5-HT_{1B/1D} agonists) in acute migraine treatment: a meta-analysis of 53 trials, *The Lancet*, 358, 1668-1675, Nov. 2001.

U.S. Appl. No. 17/809,151, filed Jun. 27, 2022 First Named Inventor: Herriot Tabuteau Assignee: Axsome Therapeutics, Inc.

U.S. Appl. No. 17/837,790, filed Jun. 10, 2022 First Named Inventor: Herriot Tabuteau Assignee: Axsome Therapeutics, Inc.

U.S. Appl. No. 16/653,877, filed Oct. 15, 2019 First Named Inventor: Herriot Tabuteau Assignee: Axsome Therapeutics, Inc. Landy S, Rice K, Lobo B. Central sensitisation and cutaneous allodynia in migraine. *CNS drugs*, 18(6), 337-42, May 2004.

U.S. Appl. No. 16/688,491, filed Nov. 19, 2019 First Named Inventor: Herriot Tabuteau Assignee: Axsome Therapeutics, Inc.

U.S. Appl. No. 16/693,970, filed Nov. 20, 2019 First Named Inventor: Herriot Tabuteau Assignee: Axsome Therapeutics, Inc.

U.S. Appl. No. 16/690,464, filed Nov. 21, 2019 First Named Inventor: Herriot Tabuteau Assignee: Axsome Therapeutics, Inc.

U.S. Appl. No. 16/693,052, filed Nov. 22, 2019 First Named Inventor: Herriot Tabuteau Assignee: Axsome Therapeutics, Inc.

U.S. Appl. No. 16/694,440, filed Nov. 25, 2019 First Named Inventor: Herriot Tabuteau Assignee: Axsome Therapeutics, Inc.

Weatherall, "Drug therapy in headache," *Clin. Med. (Lond.)*, 15(3), 273-279, Jun. 2015. (PMID: 26031979, Year 2015).

U.S. Appl. No. 16/773,567, filed Jan. 27, 2020 First Named Inventor: Herriot Tabuteau Assignee: Axsome Therapeutics, Inc.

U.S. Appl. No. 16/790,085, filed Feb. 13, 2020 First Named Inventor: Herriot Tabuteau Assignee: Axsome Therapeutics, Inc.

Cameron C, et al., Triptans in the Acute Treatment of Migraine: A Systematic Review and Network Meta-Analysis, DOI: 10.1111/head.12601, <https://www.ncbi.nlm.nih.gov/pubmed/26178694>, accessed on Mar. 25, 2020.

Ng-Mak DS, et al., Acute migraine treatment with oral triptans and NSAIDs in a managed care population, DOI: 10.1111/j.1526-4610.2007.01055.x, <https://www.ncbi.nlm.nih.gov/pubmed/18819177>, accessed on Mar. 25, 2020.

Lipton RB, et al., Impact of NSAID and Triptan use on developing chronic migraine: results from the American Migraine Prevalence and Prevention (AMPP) study, DOI: 10.1111/head.12201, <https://www.ncbi.nlm.nih.gov/pubmed/23992516>, accessed on Mar. 25, 2020.

U.S. Appl. No. 16/834,077, filed Mar. 30, 2020 First Named Inventor: Herriot Tabuteau Assignee: Axsome Therapeutics, Inc.

U.S. Appl. No. 16/835,848, filed Mar. 31, 2020 First Named Inventor: Herriot Tabuteau Assignee: Axsome Therapeutics, Inc.

U.S. Appl. No. 16/837,769, filed Apr. 1, 2020 First Named Inventor: Herriot Tabuteau Assignee: Axsome Therapeutics, Inc.

U.S. Appl. No. 16/841,436, filed Apr. 6, 2020 First Named Inventor: Herriot Tabuteau Assignee: Axsome Therapeutics, Inc.

U.S. Appl. No. 16/842,063, filed Apr. 7, 2020 First Named Inventor: Herriot Tabuteau Assignee: Axsome Therapeutics, Inc.

U.S. Appl. No. 16/843,490, filed Apr. 8, 2020 First Named Inventor: Herriot Tabuteau Assignee: Axsome Therapeutics, Inc.

U.S. Appl. No. 16/844,634, filed Apr. 9, 2020 First Named Inventor: Herriot Tabuteau Assignee: Axsome Therapeutics, Inc.

Robert T., Migraine Management Essential 6: Rescue treatment; bearing an alleged date of Apr. 2011, <https://migraine.com/blog/migraine-management-rescue-treatment/>, accessed on Apr. 15, 2020.

American Headache Society, Home/News /MAST Study Identifies Most Bothersome Symptom (MBS) for Patients with Migraine, <https://americanheadachesociety.org/news/mast-most-bothersome-symptom/>, accessed on May 7, 2020.

Munjal et al., Most Bothersome Symptom in Persons With Migraine: Results From the Migraine in America Symptoms and Treatment (MAST) Study, *The Journal of Head and Face Pain*, <https://headachejournal.onlinelibrary.wiley.com/doi/10.1111/head.13708>, accessed on May 7, 2020.

U.S. Appl. No. 16/854,320, filed Apr. 21, 2020 First Named Inventor: Herriot Tabuteau Assignee: Axsome Therapeutics, Inc.

U.S. Appl. No. 16/857,435, filed Apr. 24, 2020 First Named Inventor: Herriot Tabuteau Assignee: Axsome Therapeutics, Inc.

U.S. Appl. No. 16/867,929, filed May 6, 2020 First Named Inventor: Herriot Tabuteau Assignee: Axsome Therapeutics, Inc.

International Search Report and Written Opinion, PCT/US2019/040495, dated Oct. 31, 2019.

Deshpande et al., Bi-layer tablets—An emerging trend: a review, *International journal of pharmaceutical sciences and research*, 2(10): 2534-2544, Oct. 1, 2011.

U.S. Appl. No. 16/885,975, filed May 28, 2020 First Named Inventor: Herriot Tabuteau Assignee: Axsome Therapeutics, Inc.

International Search Report, PCT/US2020/017046, dated Jun. 4, 2020.

Written Opinion of the International Searching Authority, PCT/US2020/017046, dated Jun. 4, 2020.

U.S. Appl. No. 16/921,006, filed Jul. 6, 2020 First Named Inventor: Herriot Tabuteau Assignee: Axsome Therapeutics, Inc.

U.S. Appl. No. 16/927,623, filed Jul. 13, 2020 First Named Inventor: Herriot Tabuteau Assignee: Axsome Therapeutics, Inc.

U.S. Appl. No. 16/997,740, filed Aug. 19, 2020 First Named Inventor: Herriot Tabuteau Assignee: Axsome Therapeutics, Inc.

U.S. Appl. No. 16/998,622, filed Aug. 20, 2020 First Named Inventor: Herriot Tabuteau Assignee: Axsome Therapeutics, Inc.

U.S. Appl. No. 17/016,172, filed Sep. 9, 2020 First Named Inventor: Herriot Tabuteau Assignee: Axsome Therapeutics, Inc.

U.S. Appl. No. 17/018,275, filed Sep. 11, 2020 First Named Inventor: Herriot Tabuteau Assignee: Axsome Therapeutics, Inc.

U.S. Appl. No. 17/021,131, filed Sep. 15, 2020 First Named Inventor: Herriot Tabuteau Assignee: Axsome Therapeutics, Inc.

U.S. Appl. No. 17/024,233, filed Sep. 17, 2020 First Named Inventor: Herriot Tabuteau Assignee: Axsome Therapeutics, Inc.

U.S. Appl. No. 17/067,006, filed Oct. 9, 2020 First Named Inventor: Herriot Tabuteau Assignee: Axsome Therapeutics, Inc.

U.S. Appl. No. 17/122,618, filed Dec. 15, 2020 First Named Inventor: Herriot Tabuteau Assignee: Axsome Therapeutics, Inc.

U.S. Appl. No. 17/145,744, filed Jan. 11, 2021 First Named Inventor: Herriot Tabuteau Assignee: Axsome Therapeutics, Inc.

U.S. Appl. No. 17/148,342, filed Jan. 13, 2021 First Named Inventor: Herriot Tabuteau Assignee: Axsome Therapeutics, Inc.

International Preliminary Report on Patentability, PCT/US2019/040495, dated Jan. 14, 2021.

U.S. Appl. No. 17/165,274, filed Feb. 2, 2021 First Named Inventor: Herriot Tabuteau Assignee: Axsome Therapeutics, Inc.

U.S. Appl. No. 17/168,016, filed Feb. 4, 2021 First Named Inventor: Herriot Tabuteau Assignee: Axsome Therapeutics, Inc.

U.S. Appl. No. 17/170,453, filed Feb. 8, 2021 First Named Inventor: Herriot Tabuteau Assignee: Axsome Therapeutics, Inc.

U.S. Appl. No. 17/183,700, filed Feb. 24, 2021 First Named Inventor: Herriot Tabuteau Assignee: Axsome Therapeutics, Inc.

U.S. Appl. No. 17/205,936, filed Mar. 18, 2021 First Named Inventor: Herriot Tabuteau Assignee: Axsome Therapeutics, Inc.

U.S. Appl. No. 17/280,379, filed Mar. 26, 2021 First Named Inventor: Herriot Tabuteau Assignee: Axsome Therapeutics, Inc.

(56)

References Cited

OTHER PUBLICATIONS

U.S. Appl. No. 17/929,631, filed Sep. 2, 2022 First Named Inventor: Herriot Tabuteau Assignee: Axsome Therapeutics, Inc.
U.S. Appl. No. 17/929,633, filed Sep. 2, 2022 First Named Inventor: Herriot Tabuteau Assignee: Axsome Therapeutics, Inc.
International Preliminary Report on Patentability, PCT/US2021/026027, dated Oct. 20, 2022.
U.S. Appl. No. 17/930,272, filed Sep. 7, 2022 First Named Inventor: Herriot Tabuteau Assignee: Axsome Therapeutics, Inc.
U.S. Appl. No. 17/933,703, filed Sep. 20, 2022 First Named Inventor: Herriot Tabuteau Assignee: Axsome Therapeutics, Inc.
U.S. Appl. No. 17/934,244, filed Sep. 22, 2022 First Named Inventor: Herriot Tabuteau Assignee: Axsome Therapeutics, Inc.
Furst et al., Dose response and safety study of meloxicam up to 22.5 mg daily in rheumatoid arthritis: a 12 week multicenter, double blind, dose response study versus placebo and diclofenac, *The Journal of rheumatology*, 29(3), 436-446, Mar. 2002.
U.S. Appl. No. 18/051,656, filed Nov. 1, 2022 First Named Inventor: Herriot Tabuteau Assignee: Axsome Therapeutics, Inc.
U.S. Appl. No. 18/062,729, filed Dec. 7, 2022 First Named Inventor: Herriot Tabuteau Assignee: Axsome Therapeutics, Inc.
U.S. Appl. No. 18/065,013, filed Dec. 13, 2022 First Named Inventor: Herriot Tabuteau Assignee: Axsome Therapeutics, Inc.
U.S. Appl. No. 18/159,232, filed Jan. 25, 2023 First Named Inventor: Herriot Tabuteau Assignee: Axsome Therapeutics, Inc.
U.S. Appl. No. 18/185,477, filed Mar. 17, 2023 First Named Inventor: Herriot Tabuteau Assignee: Axsome Therapeutics, Inc.
U.S. Appl. No. 18/192,245, filed Mar. 29, 2023 First Named Inventor: Herriot Tabuteau Assignee: Axsome Therapeutics, Inc.
International Preliminary Report on Patentability, PCT/US2021/065552, dated Jul. 13, 2023.

* cited by examiner

FIG. 1

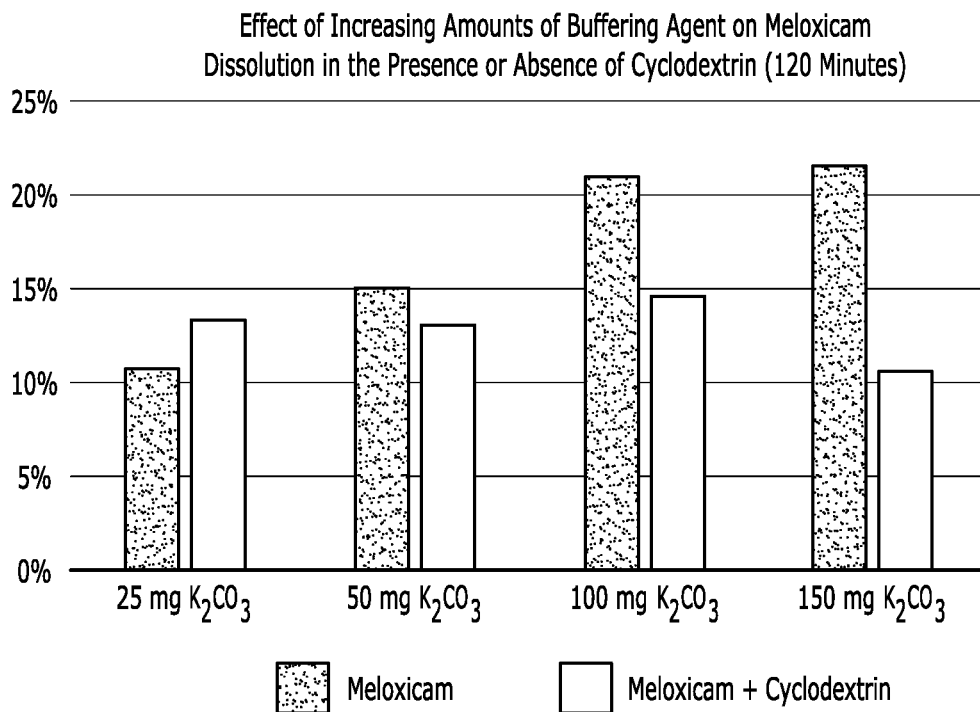


FIG. 2

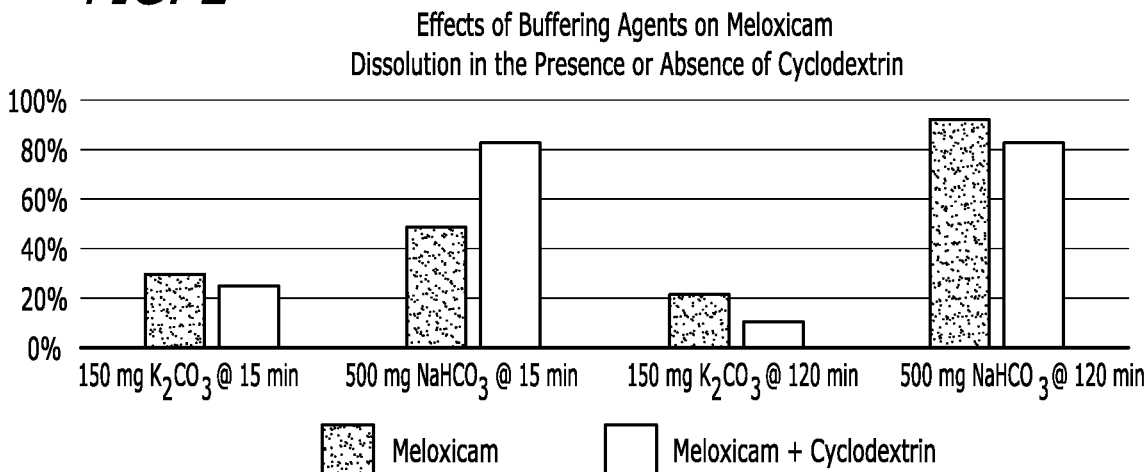


FIG. 3

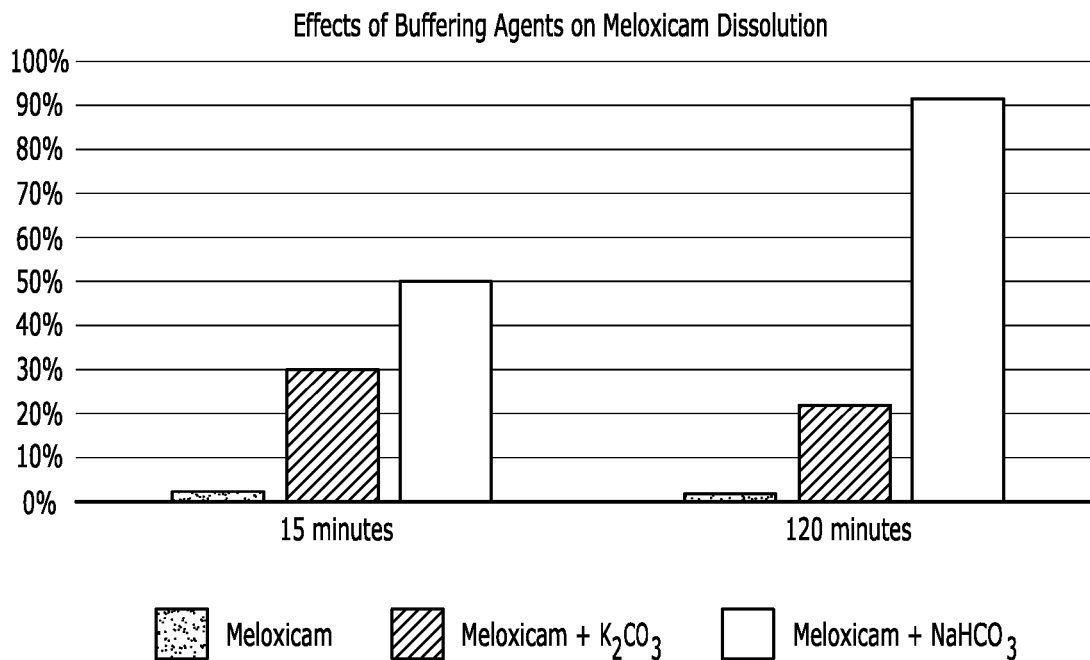


FIG. 4

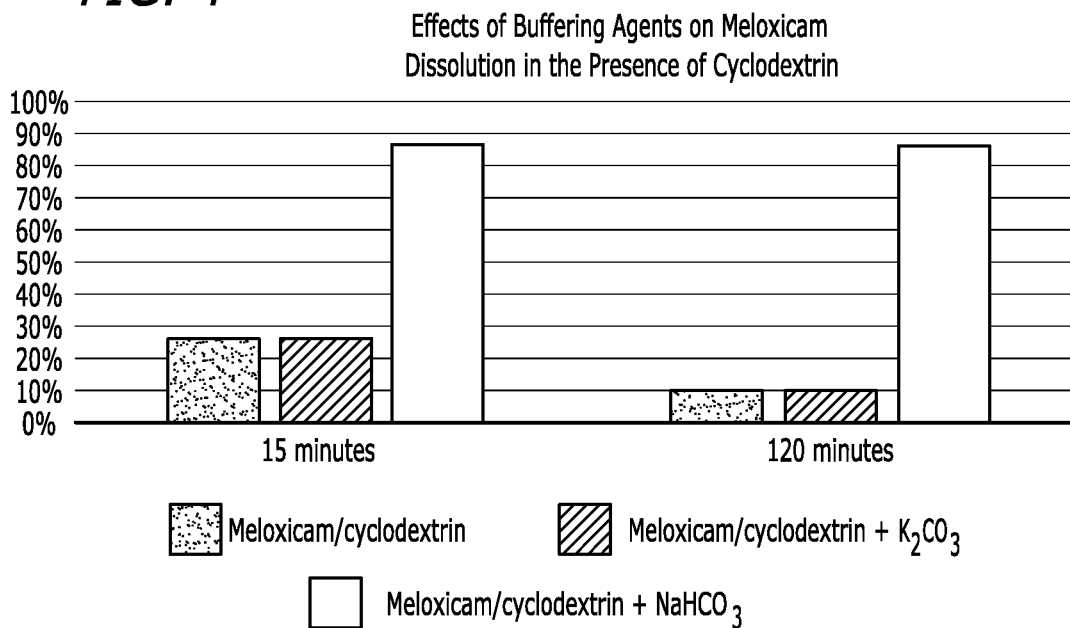


FIG. 5

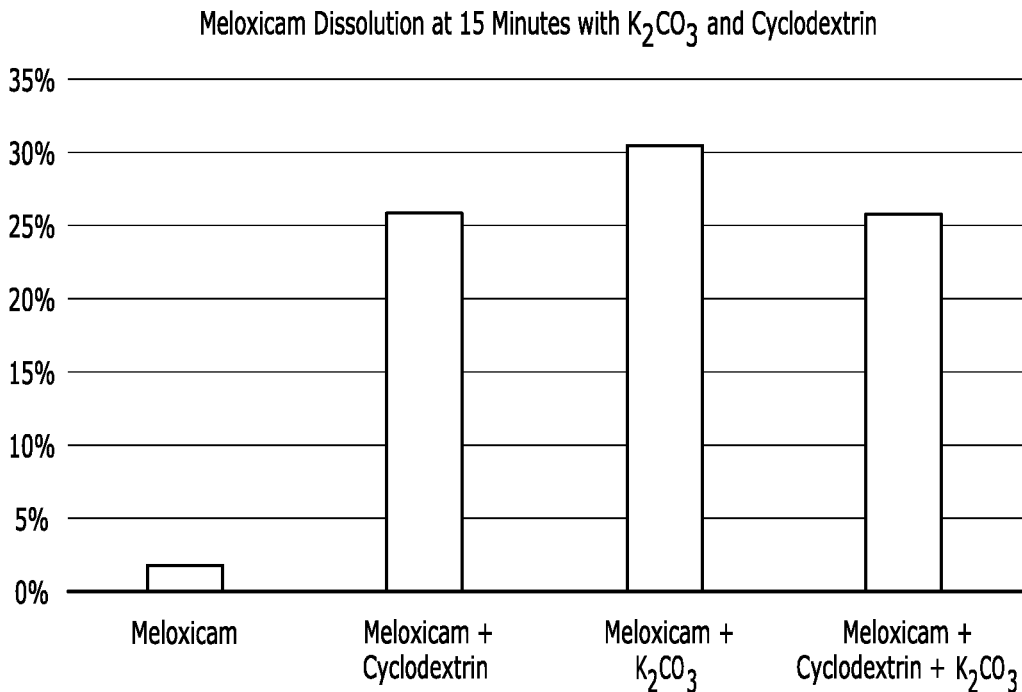


FIG. 6

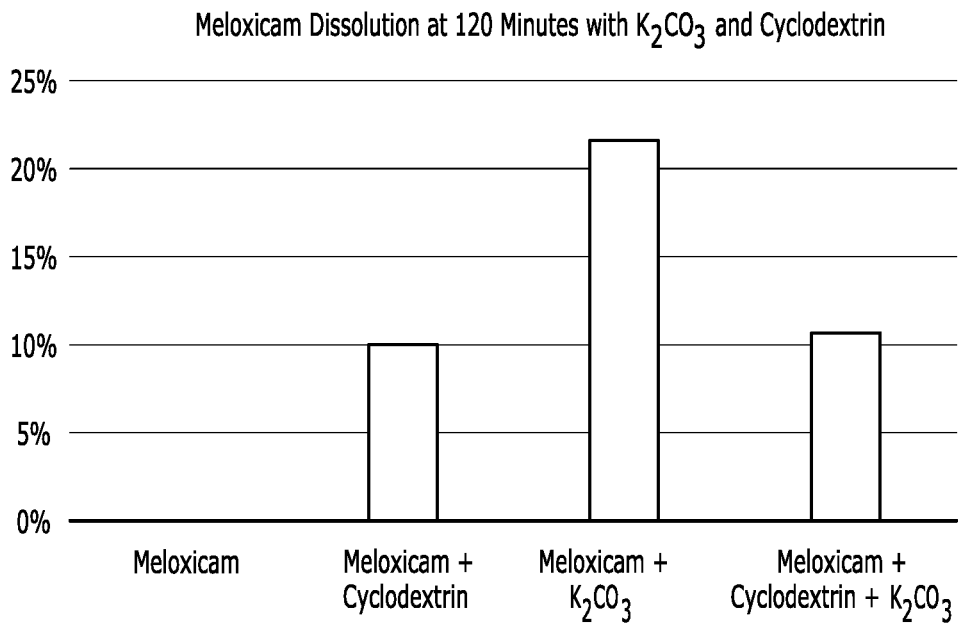


FIG. 7

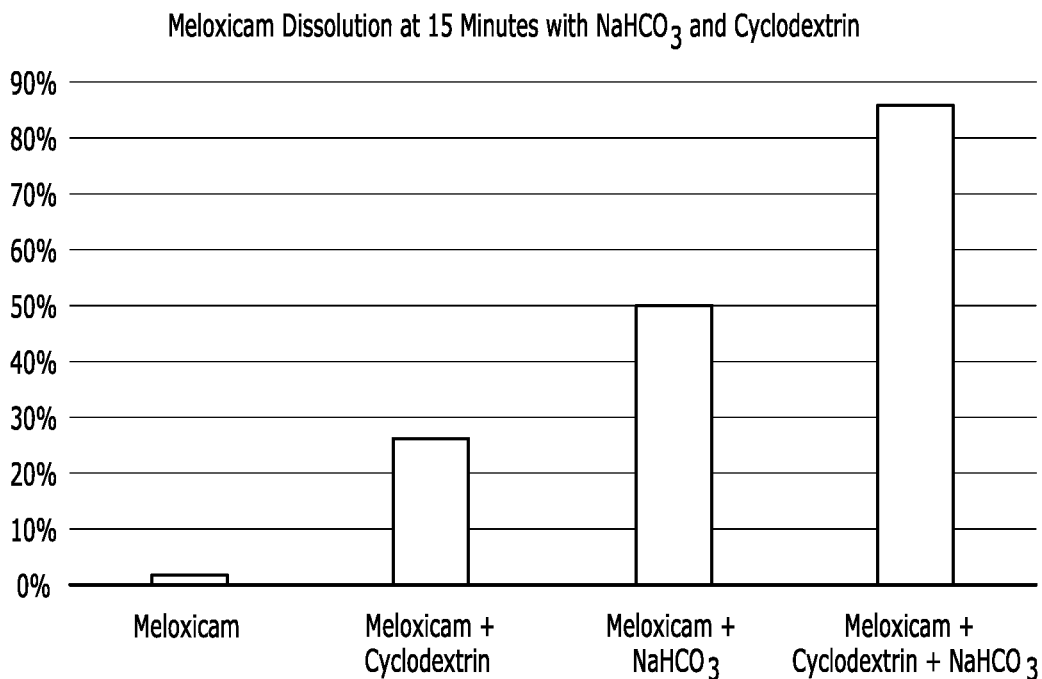


FIG. 8

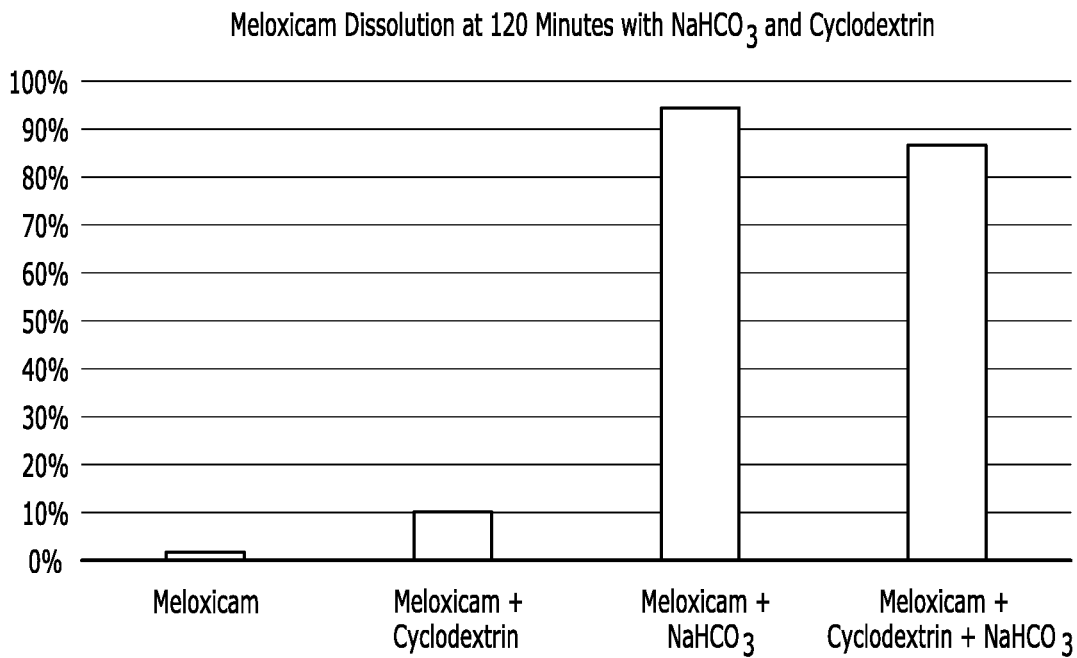


FIG. 9

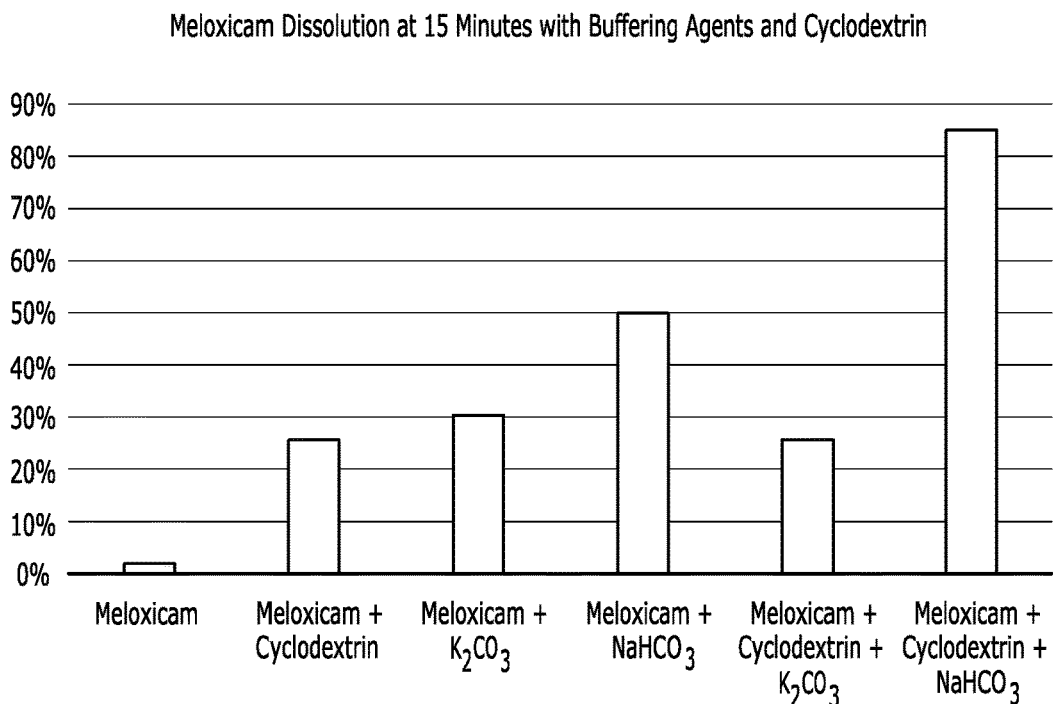
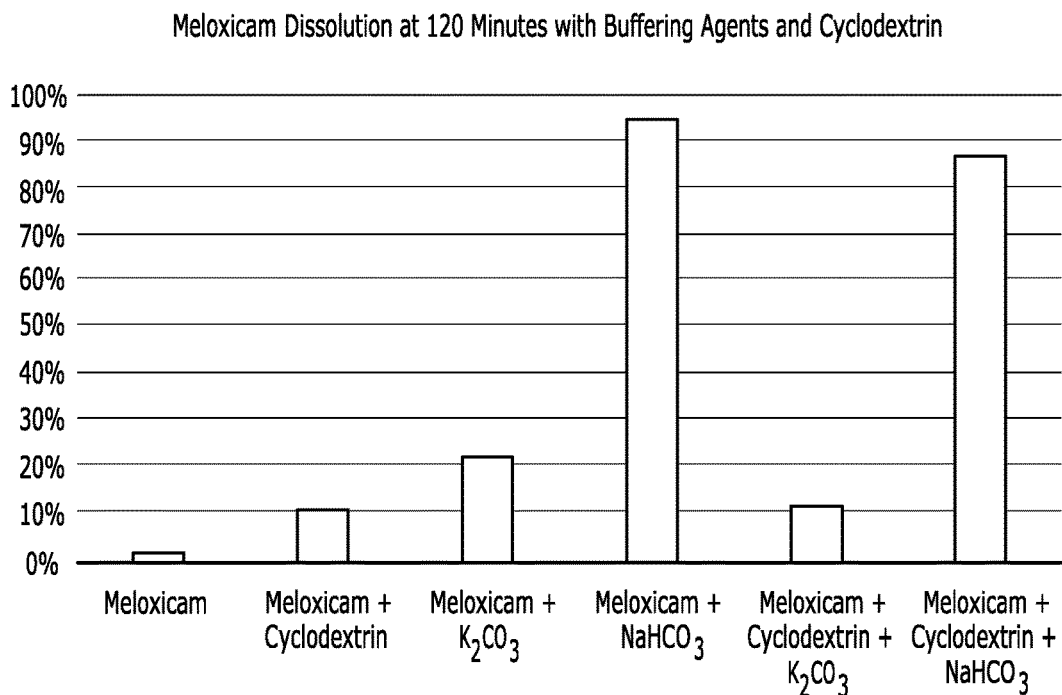


FIG. 10



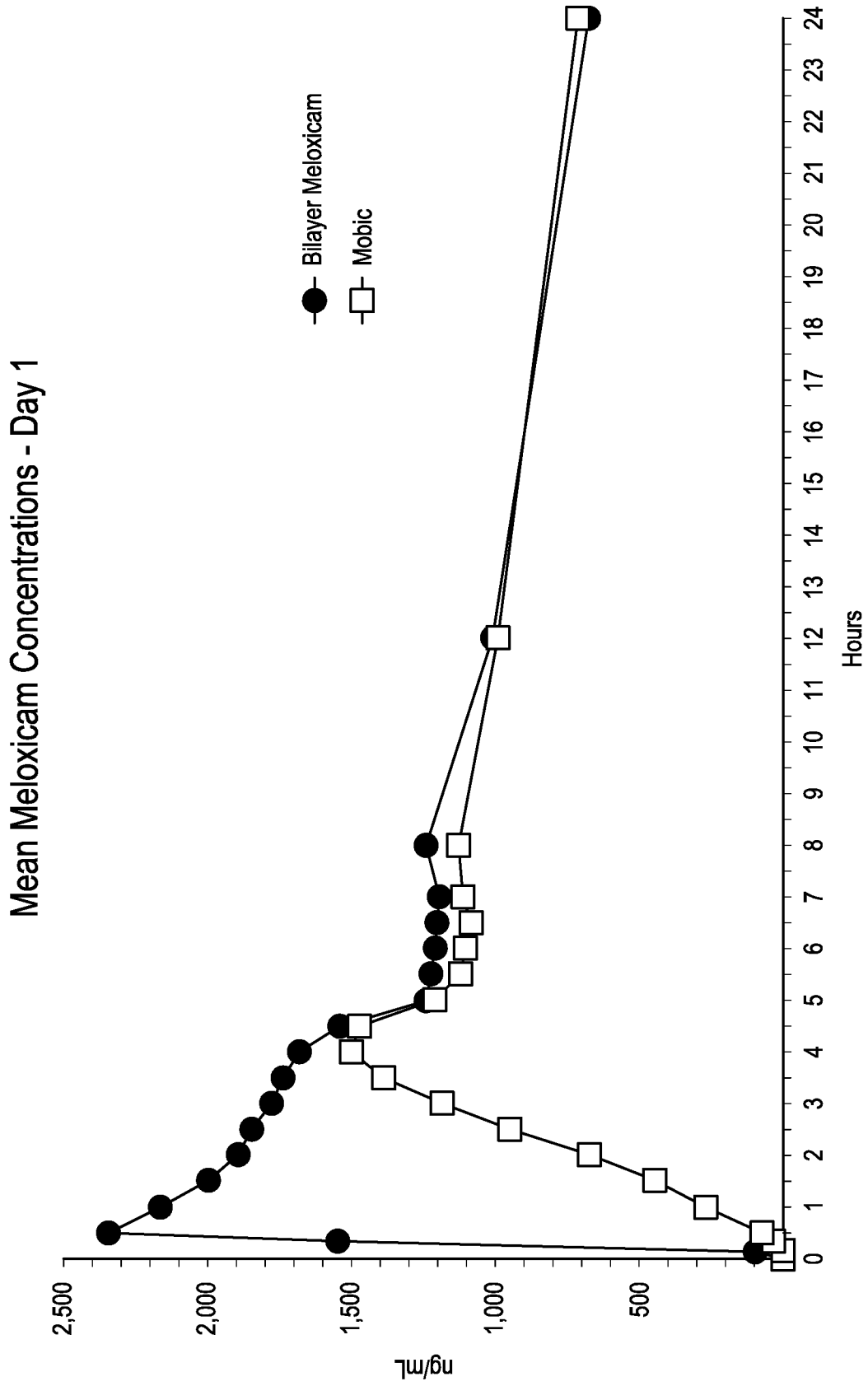


FIG. 11

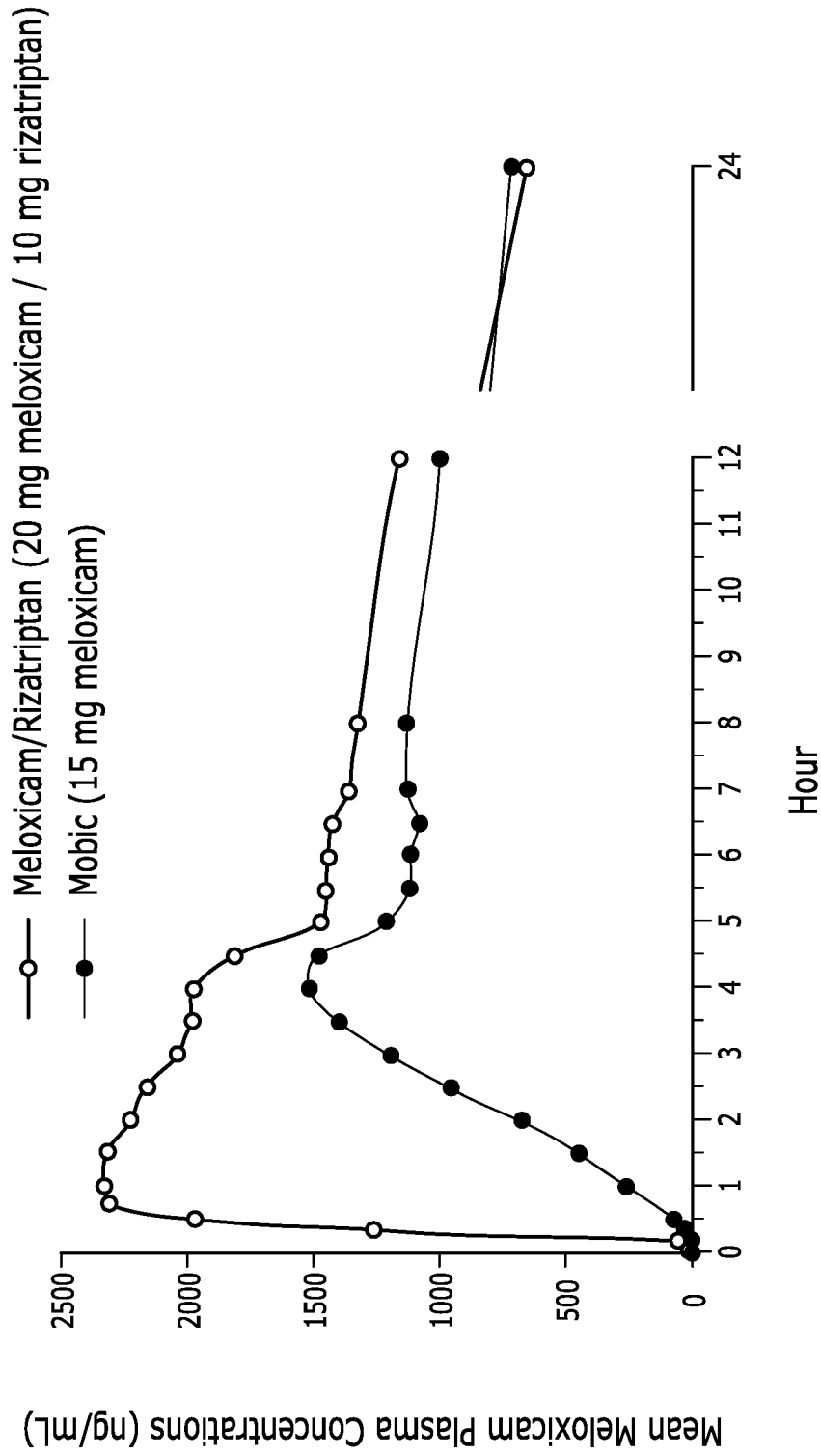


FIG. 12

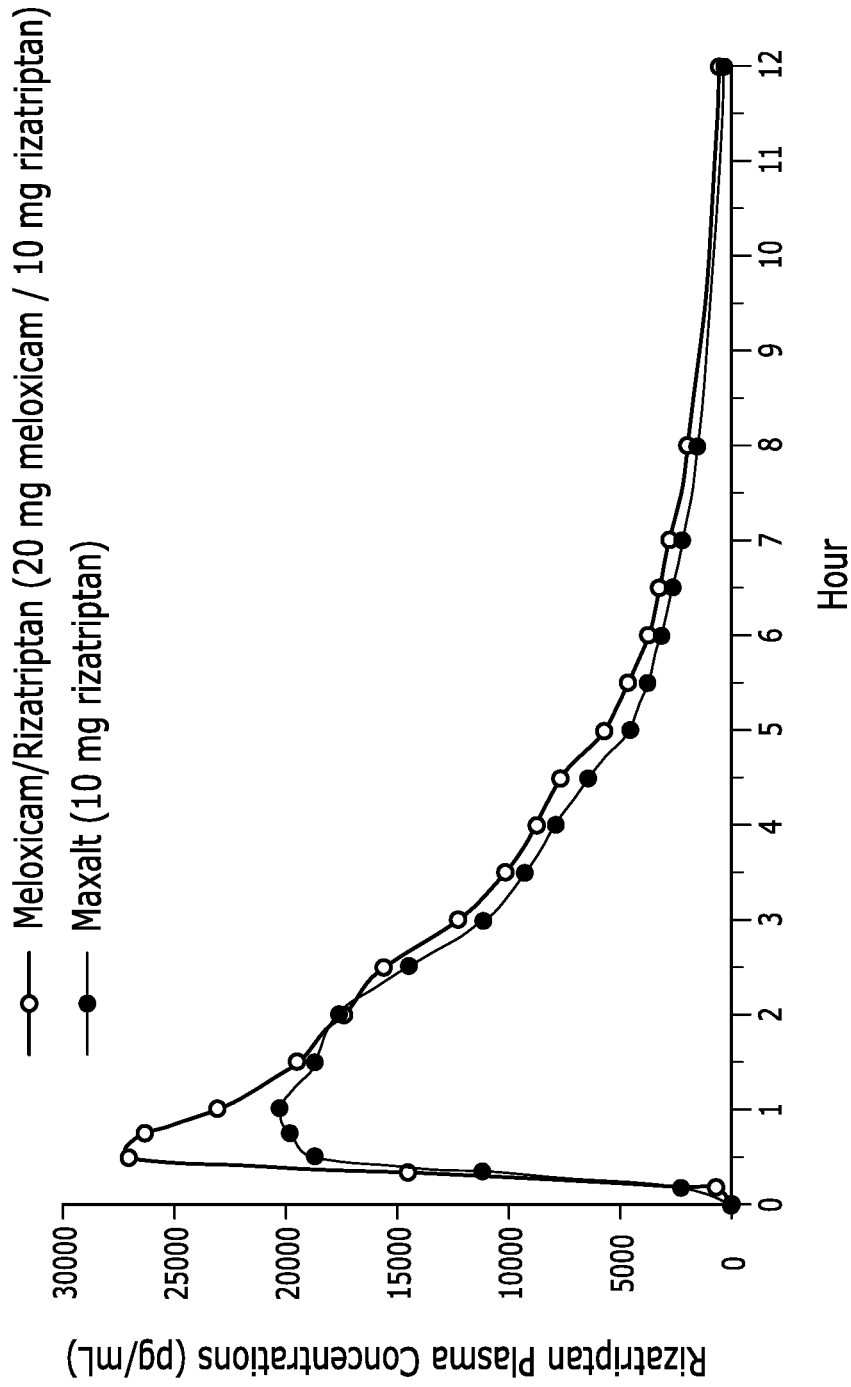
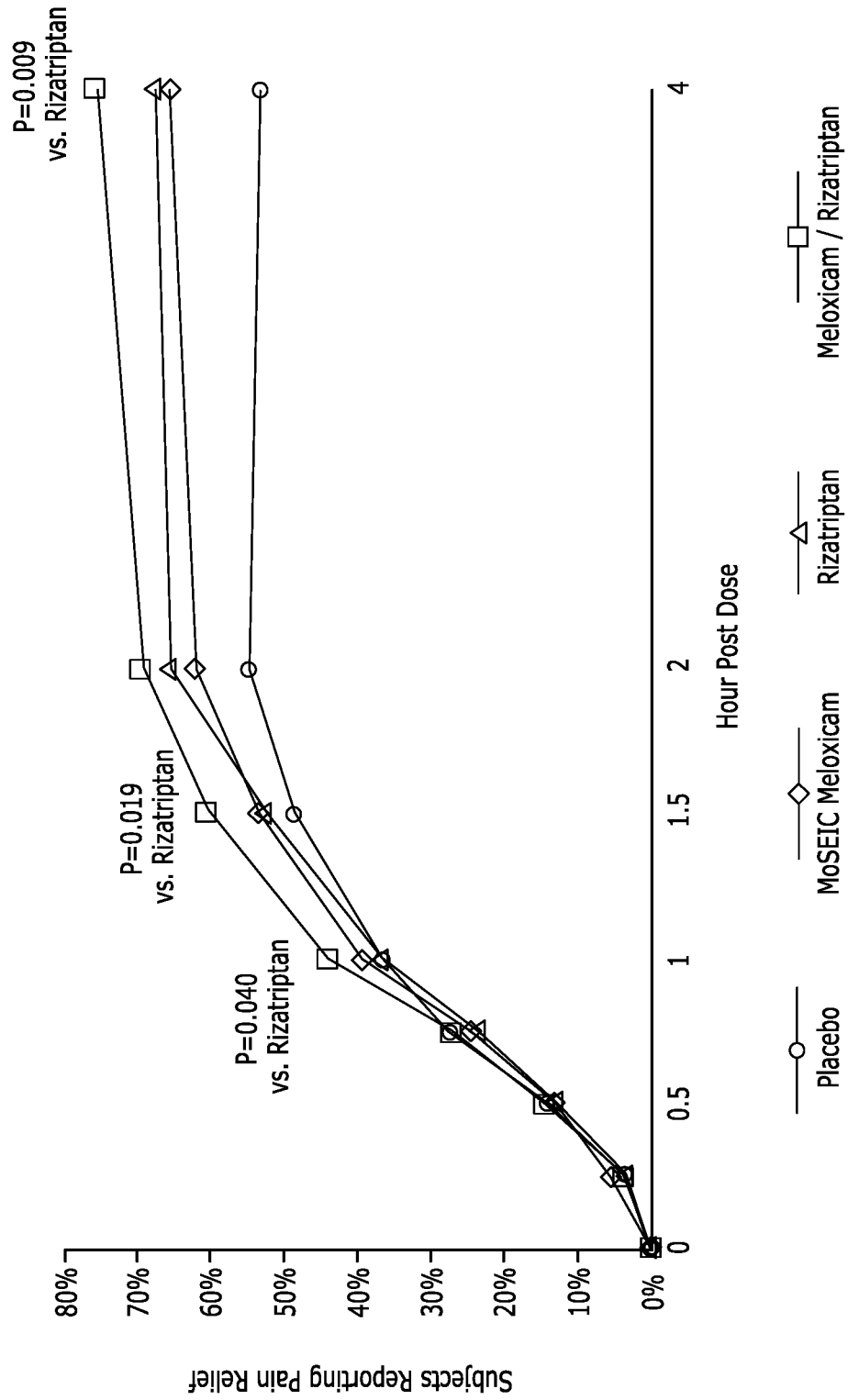


FIG. 13

FIG. 14

Rapid Relief of Migraine Pain



Rapid Relief of Migraine Pain

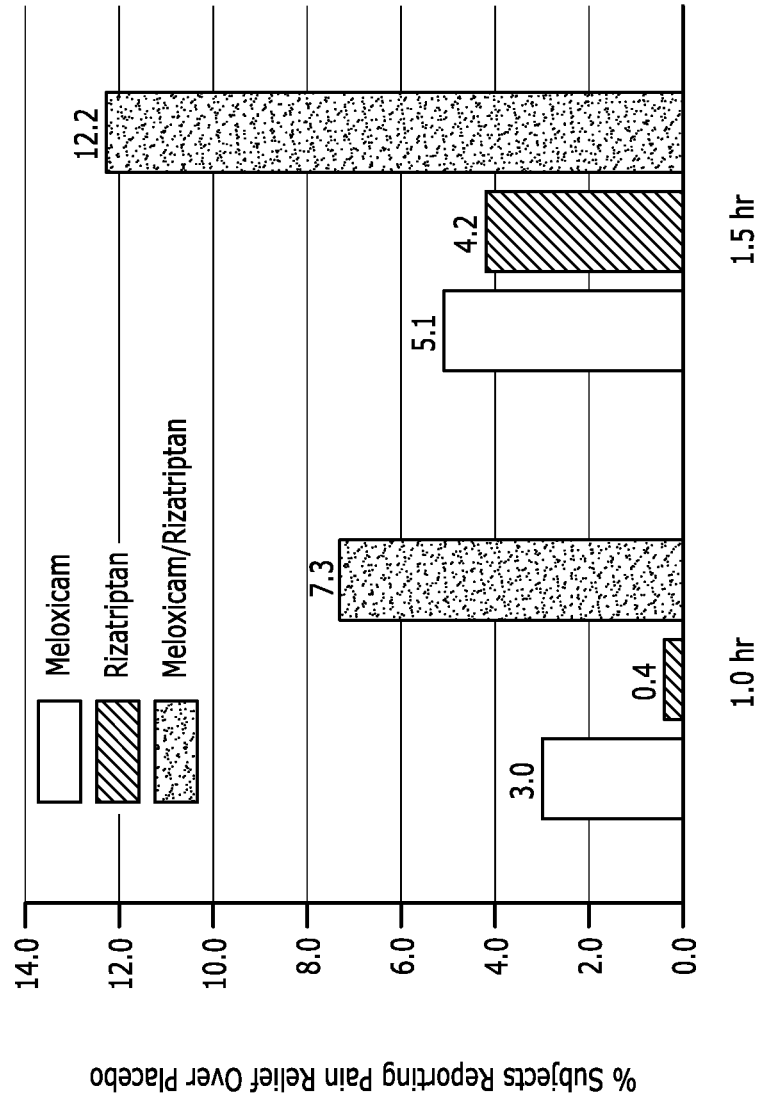
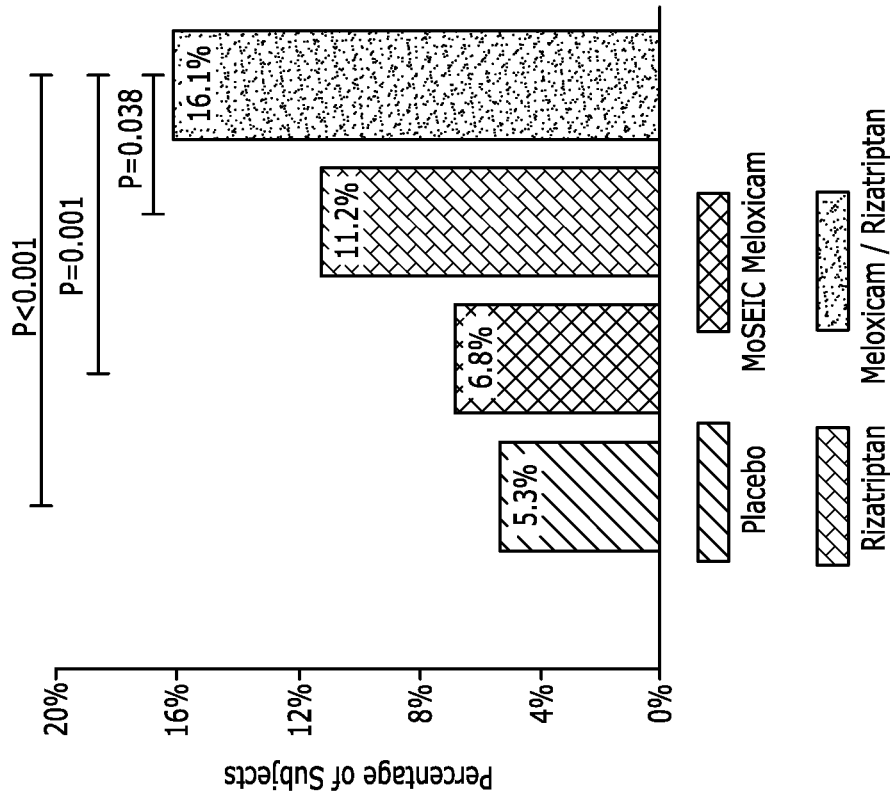


FIG. 14A

FIG. 16A

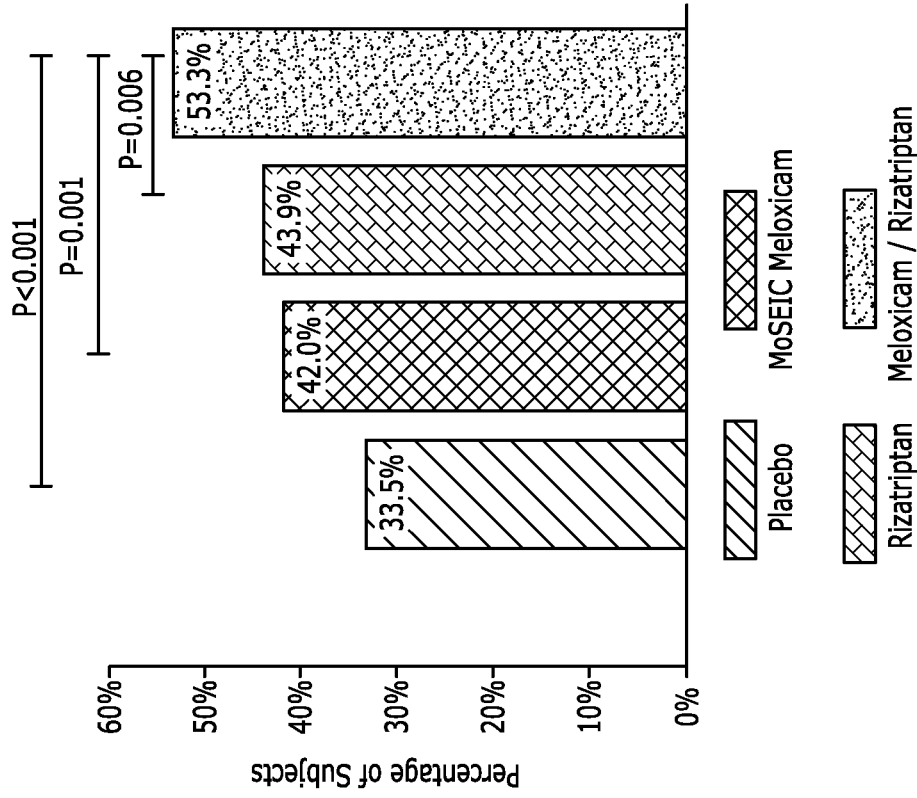
Sustained Effect from 2 to 24 hours
Sustained Pain Freedom



80% of subjects treated with Meloxicam/Rizatriptan who achieved pain freedom at Hour 2 maintained it through Hour 24

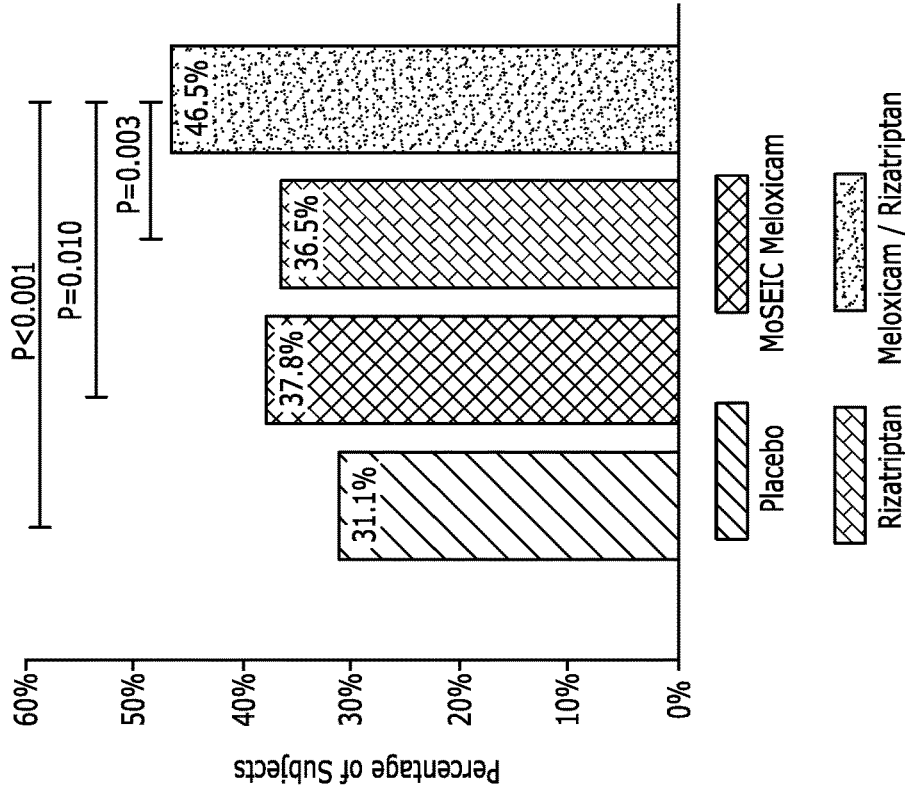
FIG. 16B

Sustained Effect from 2 to 24 hours
Sustained Pain Relief



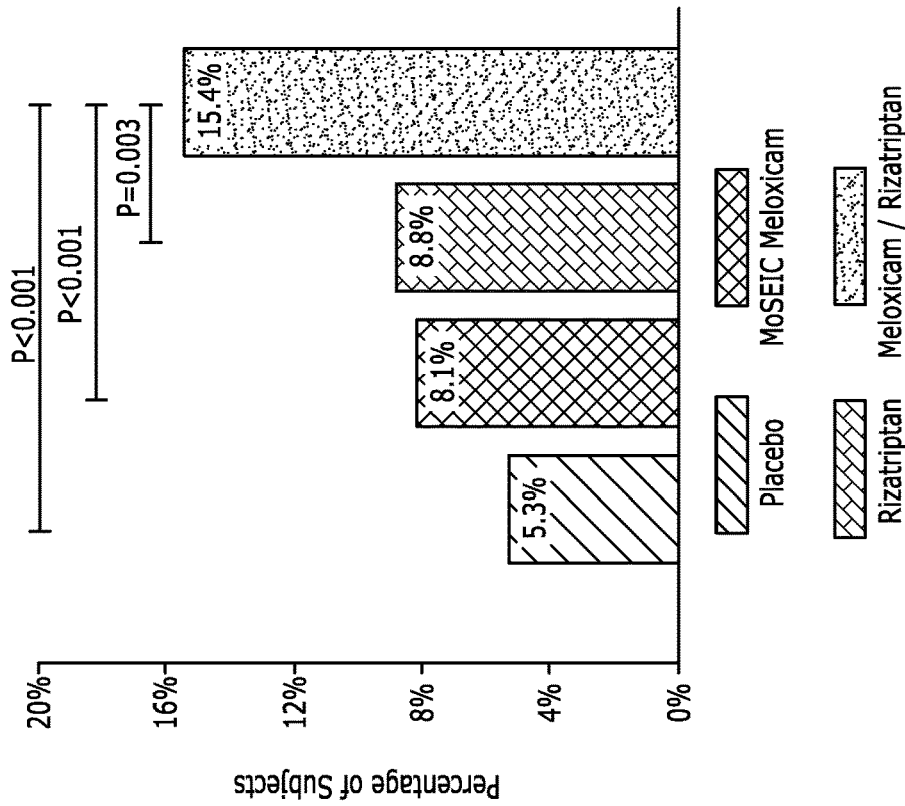
Sustained Effect from 2 to 48 hours
Sustained Pain Relief

FIG. 17B



Sustained Effect from 2 to 48 hours
Sustained Pain Freedom

FIG. 17A



77% of subjects treated with Meloxicam/Rizatriptan who achieved pain freedom at Hour 2 maintained it through Hour 48

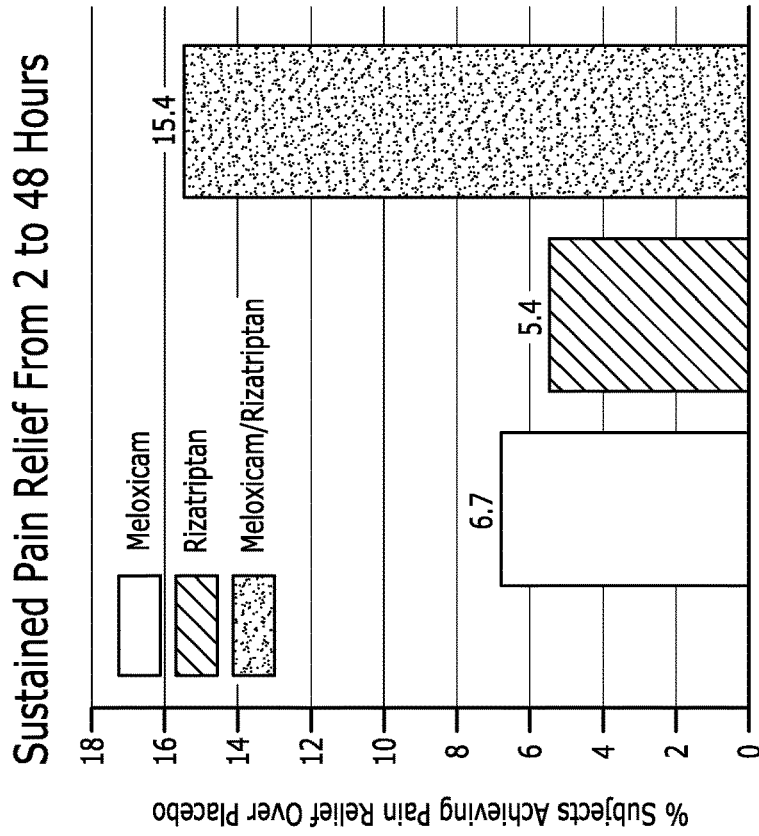


FIG. 17D

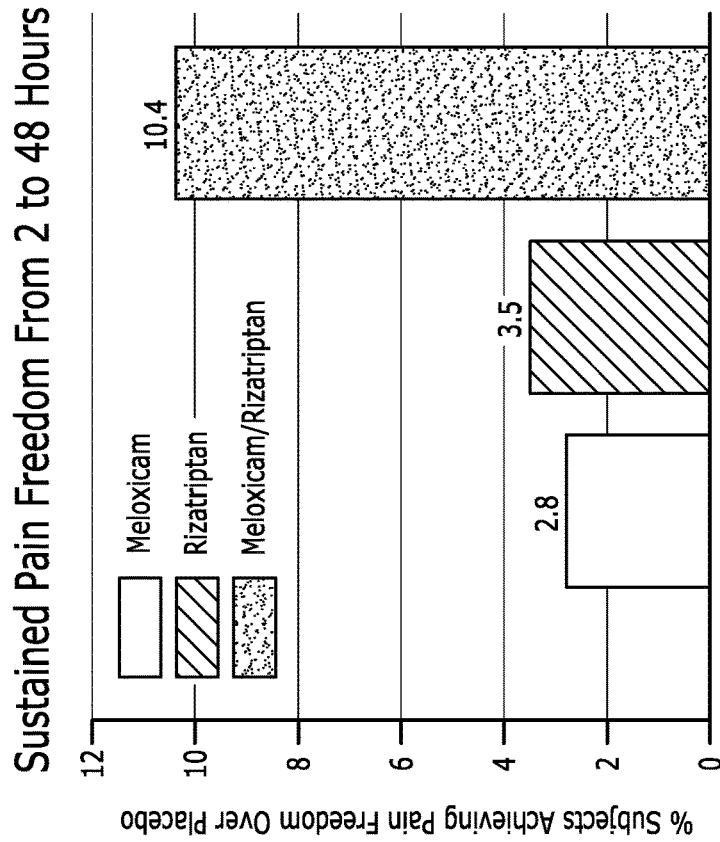


FIG. 17C

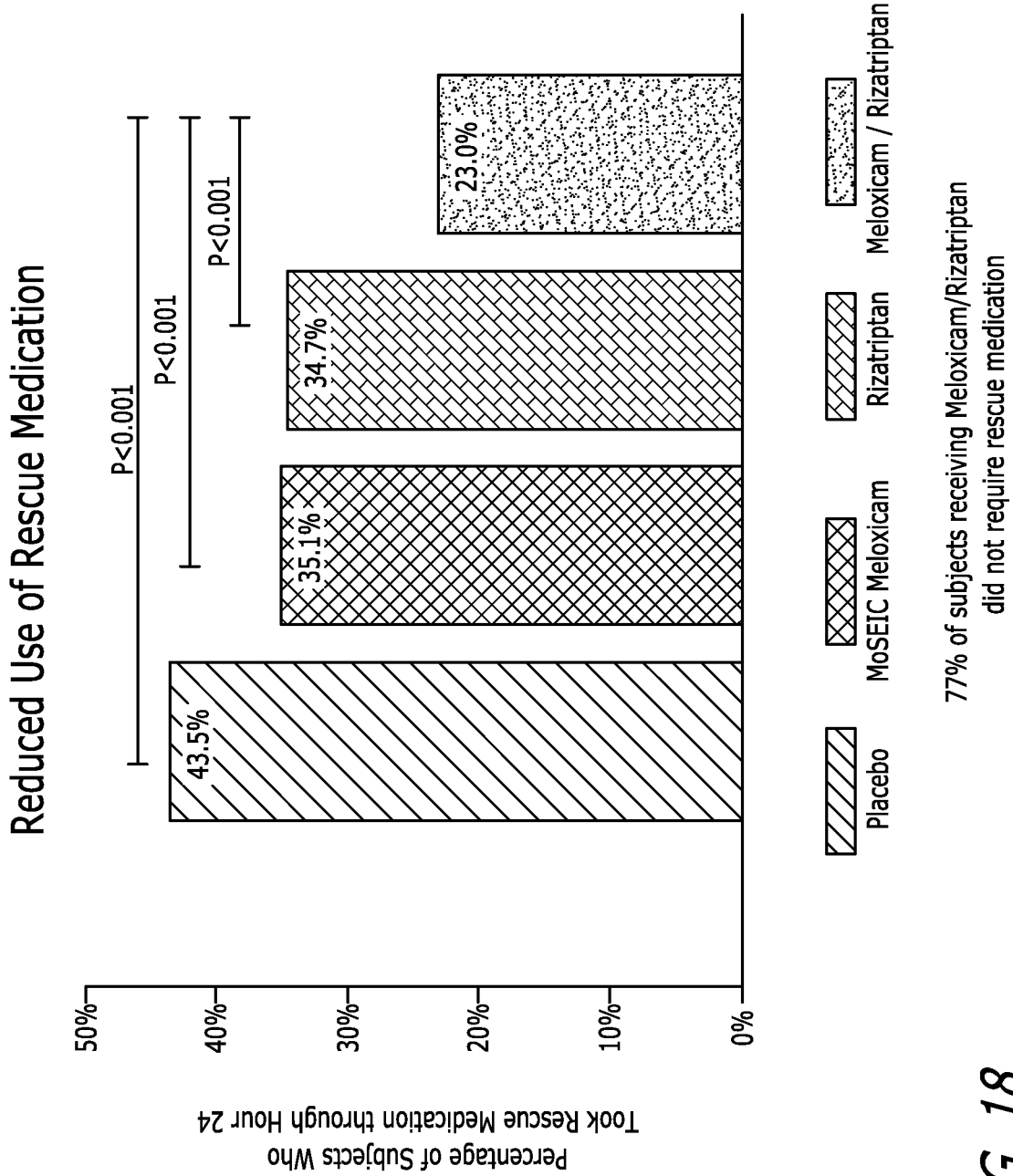


FIG. 18

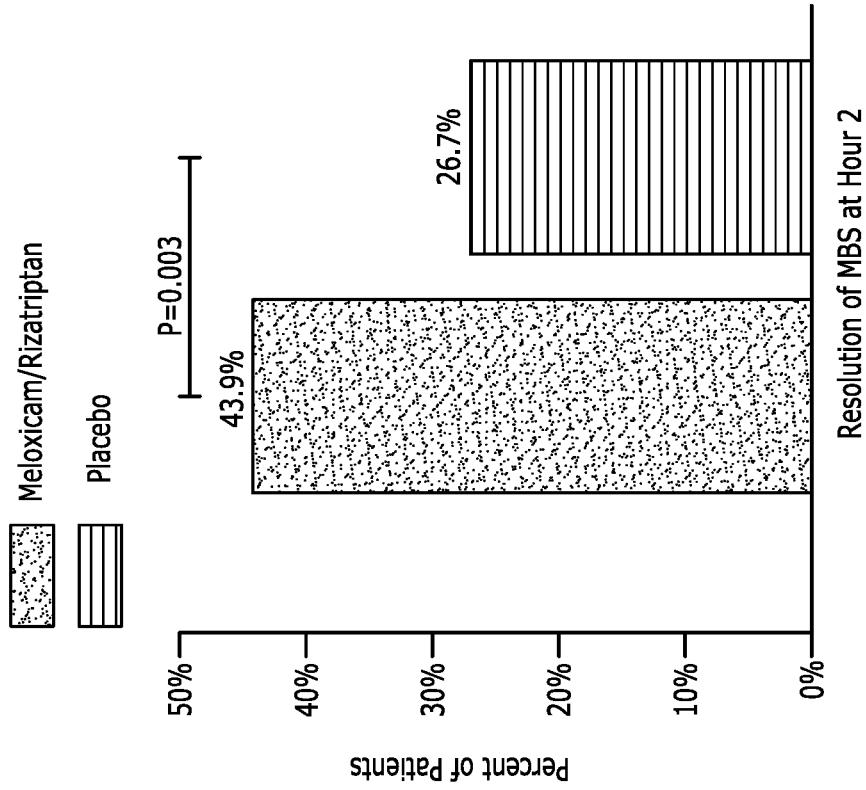


FIG. 19B

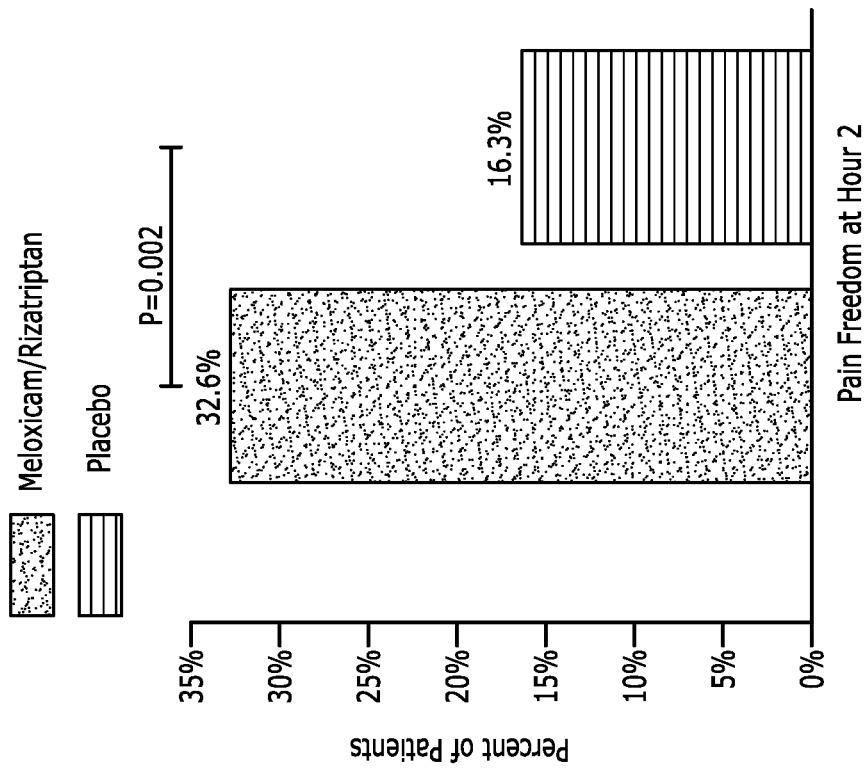


FIG. 19A

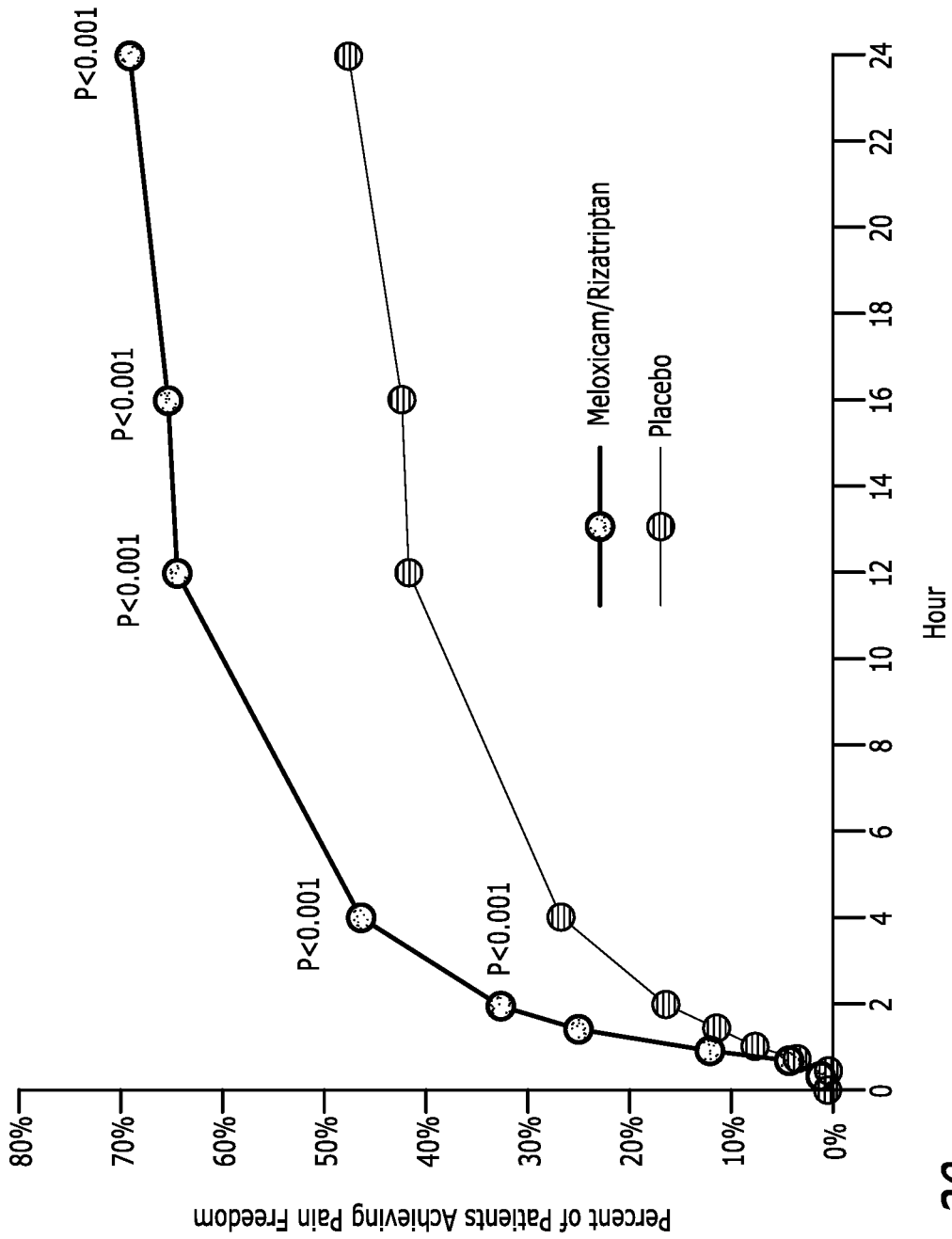


FIG. 20

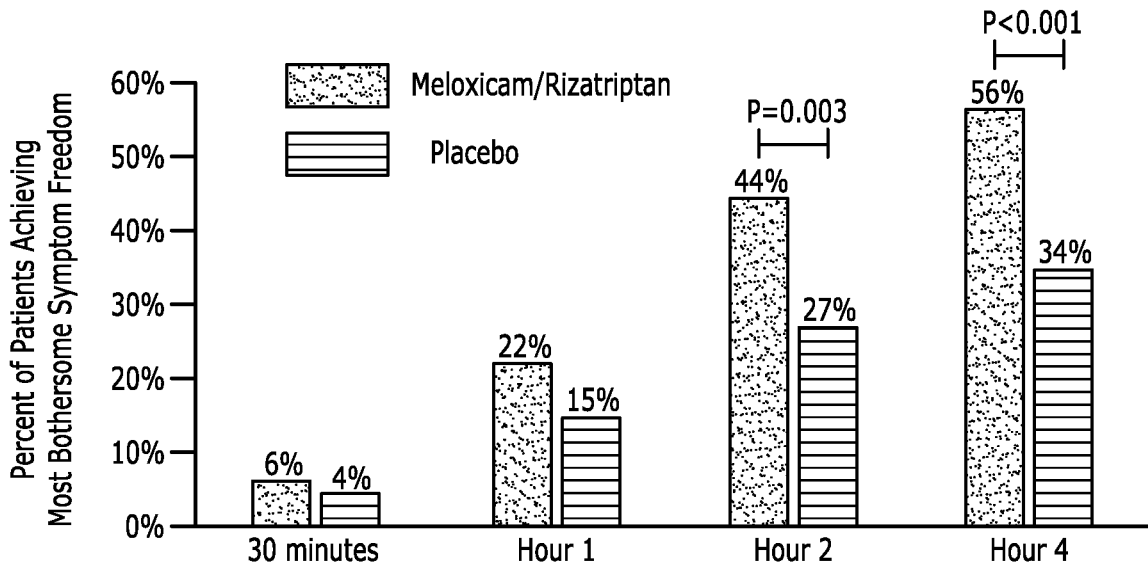


FIG. 21

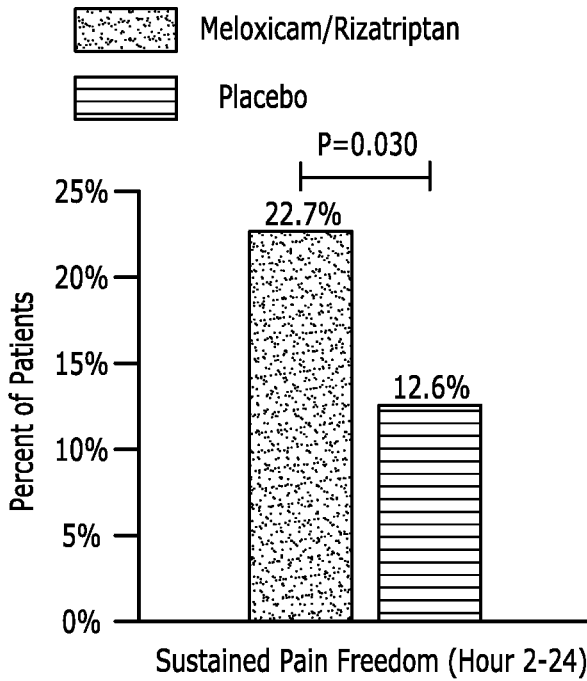


FIG. 22A

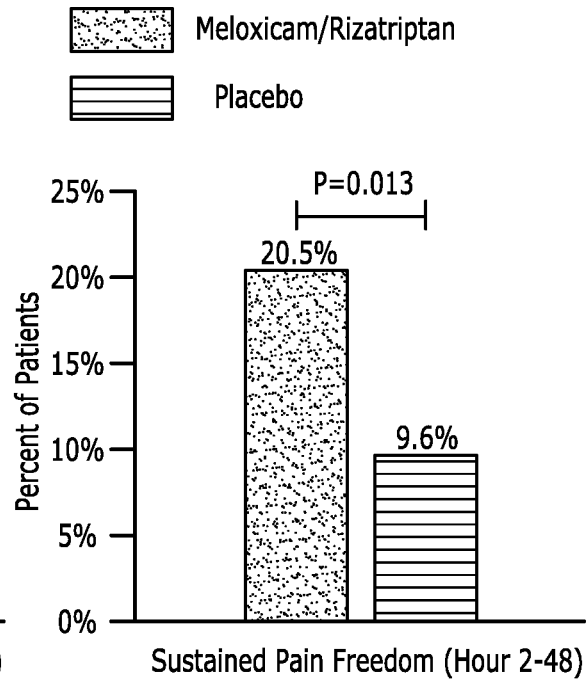


FIG. 22B

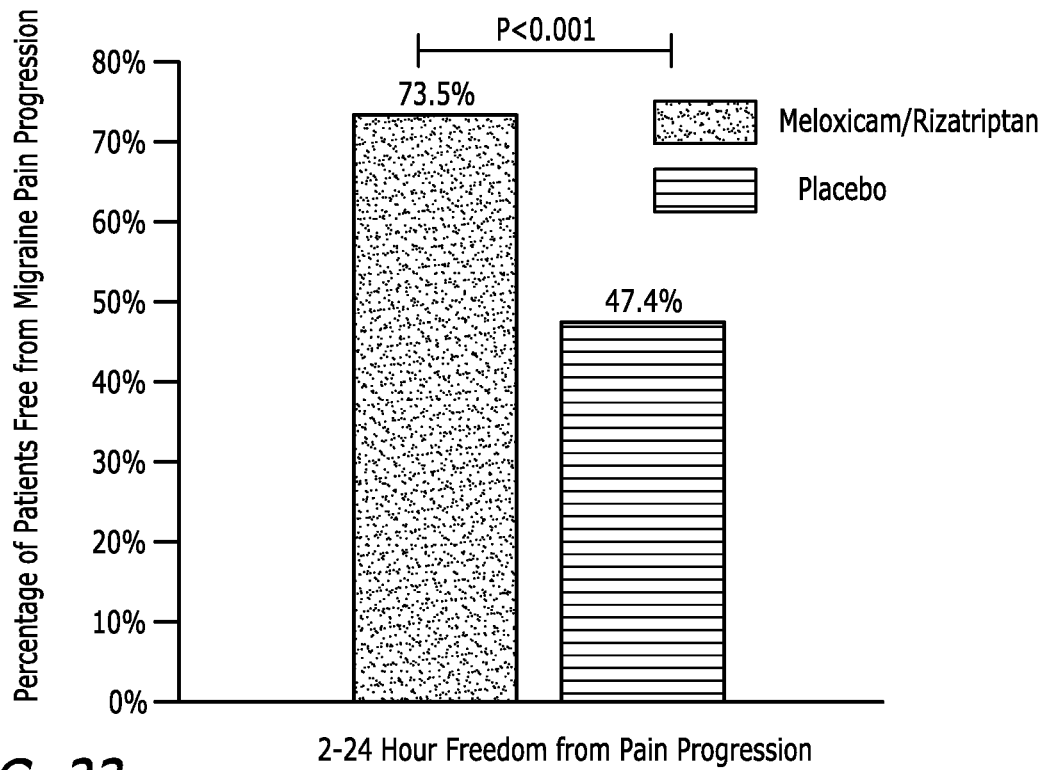


FIG. 23

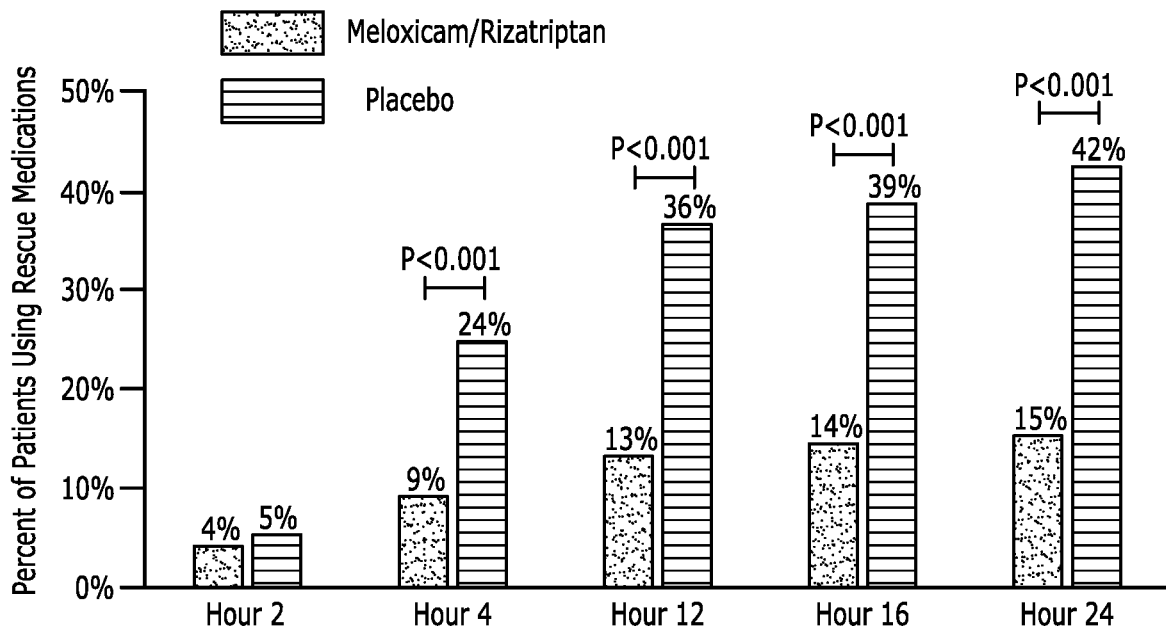


FIG. 24

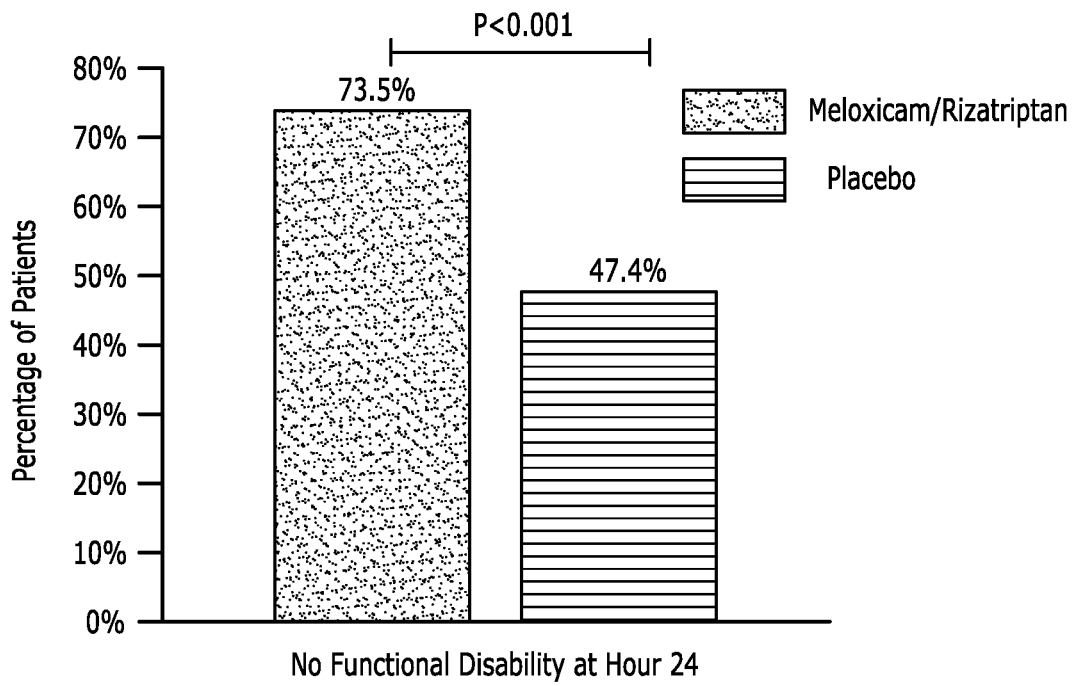


FIG. 25

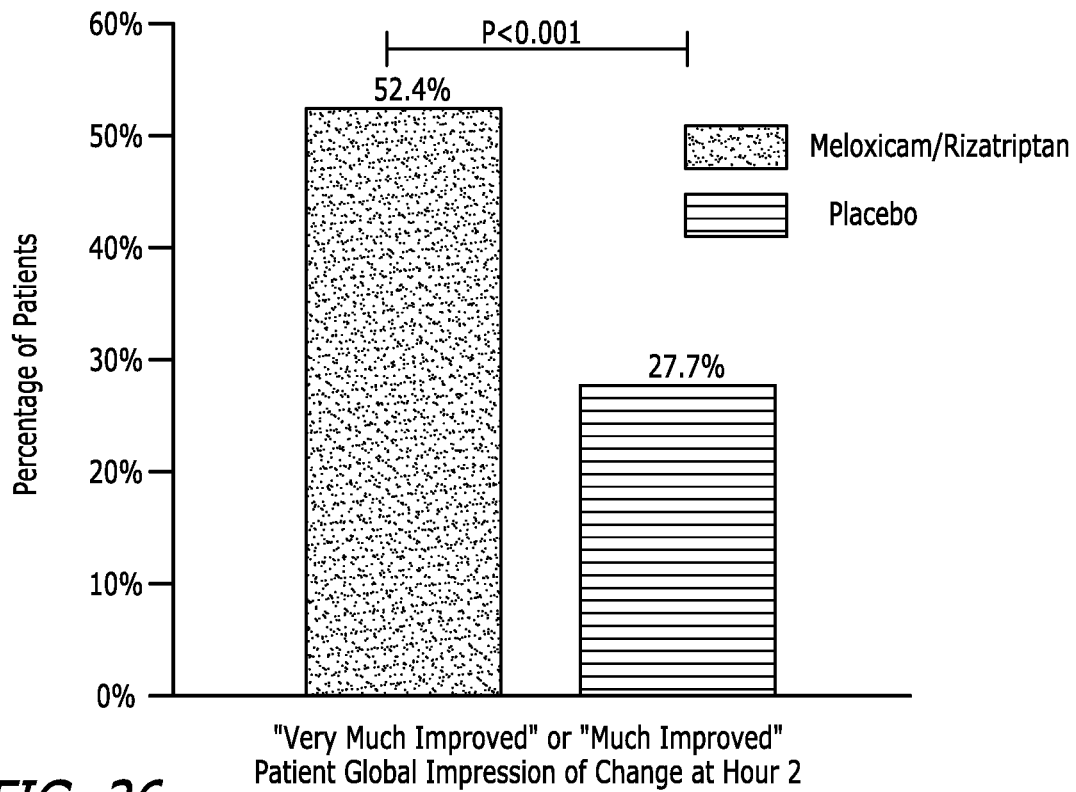


FIG. 26

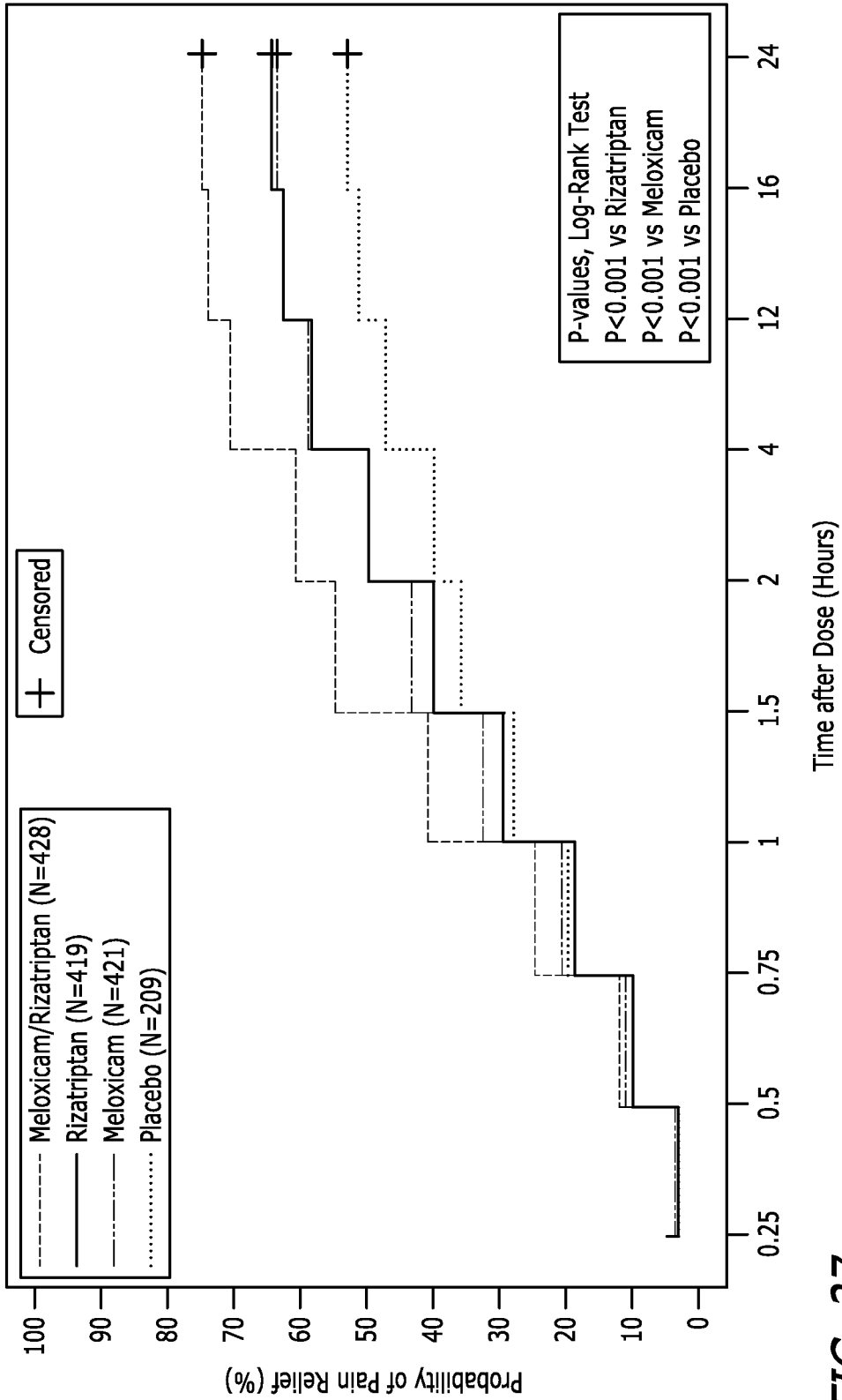


FIG. 27

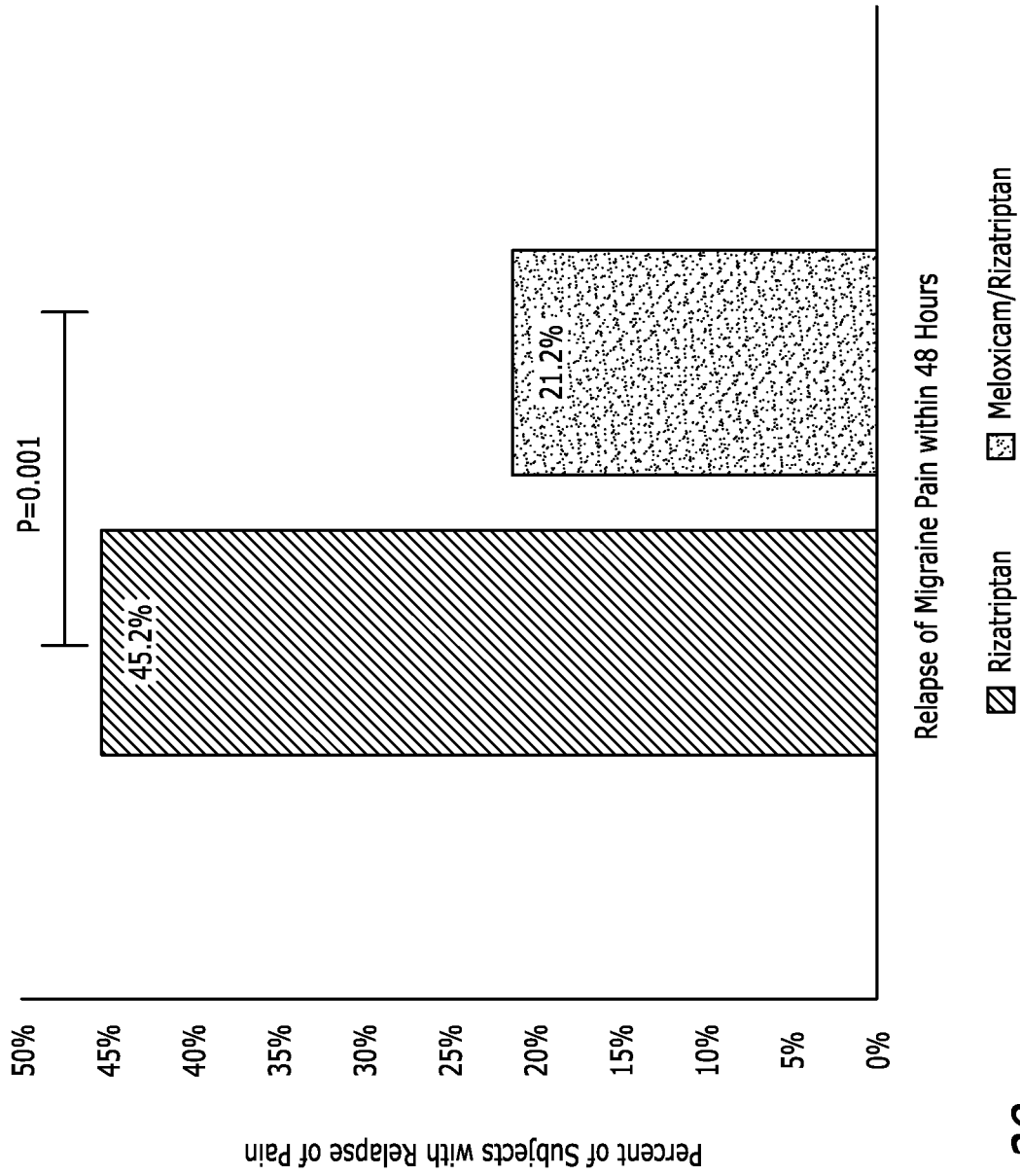


FIG. 28

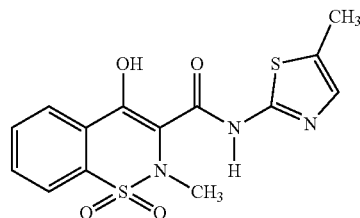
**PHARMACEUTICAL COMPOSITIONS
COMPRISING MELOXICAM**

CROSS-REFERENCE TO RELATED
APPLICATIONS

This application is a continuation-in-part of U.S. patent application Ser. No. 17/549,081, filed Dec. 13, 2021; which is a continuation-in-part of U.S. patent application Ser. No. 17/145,744, filed Jan. 11, 2021, now U.S. Pat. No. 11,207,327; which is a continuation-in-part of U.S. patent application Ser. No. 16/854,320, filed Apr. 21, 2020, now U.S. Pat. No. 10,894,053; which is a continuation-in-part of U.S. patent application Ser. No. 16/570,451, filed Sep. 13, 2019, now U.S. Pat. No. 10,729,697; which is a continuation-in-part of U.S. patent application Ser. No. 16/001,697, filed Jun. 6, 2018, now U.S. Pat. No. 10,471,014; which is a continuation-in-part of U.S. patent application Ser. No. 15/976,800, filed May 10, 2018, now U.S. Pat. No. 10,471,068; which claims benefit of U.S. Prov. Pat. App. Nos. 62/504,105, filed May 10, 2017; and 62/536,466, filed Jul. 25, 2017; U.S. patent application Ser. No. 15/976,800 is also a continuation-in-part of the international Pat. App. No. PCT/US2018/012433, filed Jan. 4, 2018; which claims the benefit of U.S. Prov. Pat. App. Nos. 62/442,136, filed Jan. 4, 2017; 62/504,105, filed May 10, 2017; and 62/536,466, filed Jul. 25, 2017; U.S. patent application Ser. No. 16/001,697 also claims benefit of U.S. Prov. Pat. App. No. 62/680,956, filed Jun. 5, 2018; all of the above applications, U.S. patents issued from, or U.S. publications of any of the above applications are incorporated by reference in their entirety; this application is also a continuation-in-part of international Pat. App. No. PCT/US2021/026027, filed Apr. 6, 2021; which claims priority to U.S. Provisional Pat. App. No. 63/006,023, filed Apr. 6, 2020; international Pat. App. No. PCT/US2021/026027 is also a continuation-in-part of U.S. patent application Ser. No. 16/841,436, filed Apr. 6, 2020, now U.S. Pat. No. 10,821,181; U.S. patent application Ser. No. 16/842,063, filed Apr. 7, 2020, now U.S. Pat. No. 10,799,588; and U.S. patent application Ser. No. 16/867,929, filed May 6, 2020, now U.S. Pat. No. 10,821,182.

BACKGROUND

Meloxicam, which has the structure:



is a nonsteroidal anti-inflammatory (NSAID) drug that exhibits anti-inflammatory, analgesic, and antipyretic activities. The meloxicam mechanism of action may be related to prostaglandin synthetase (cyclo-oxygenase, COX) inhibition which is involved in the initial steps of the arachidonic acid cascade, resulting in the reduced formation of prostaglandins, thromboxanes and prostacyclin.

SUMMARY

Meloxicam and some other NSAIDs have poor aqueous solubility which may reduce bioavailability and slow the

onset of pain relief resulting from their use. One means of increasing the solubility and bioavailability of meloxicam is through the use of cyclodextrins. Cyclodextrin (also known as cycloamyloses) are generally cyclic polysaccharides which form a bucket-like shape. Cyclodextrins help to increase bioavailability of other molecules because cyclodextrins are hydrophobic on the inside and hydrophilic on the inside which helps to facilitate the transport of molecules. The naturally occurring cyclodextrins include six, seven, and eight glucose units (α , β , and γ -cyclodextrin, respectively). However, synthetic cyclodextrins containing more or less glucose units are possible. In aqueous solutions, cyclodextrins can form complexes (i.e., an inclusion complex) with drugs by incorporating the drug into the center/hydrophobic portion of the cyclodextrin ring; although cyclodextrin compounds are also known to aggregate around a drug in a micelle-type structure. This ability of cyclodextrins may allow them to act as carriers to increase the bioavailability of less soluble drugs.

Some embodiments include a method of treating migraine comprising: selecting a human migraine patient with a history of inadequate response to prior migraine treatments, and orally administering a dosage form to the migraine patient, wherein the dosage form comprises a combination of: 1) a complex of meloxicam with a sulfobutyl ether β -cyclodextrin (SBE β CD), 2) a bicarbonate, and 3) a rizatriptan.

Some embodiments include an inclusion complex of meloxicam in a cyclodextrin.

Some embodiments include a dosage form comprising: 1) an inclusion complex of meloxicam and a cyclodextrin, or 2) meloxicam and a carbonate or a bicarbonate.

Some embodiments include a method of administering meloxicam orally, comprising orally administering a dosage form described herein to a patient in need of treatment.

Some embodiments include a method of administering meloxicam intravenously, comprising intravenously administering a dosage form described herein to a patient in need of treatment.

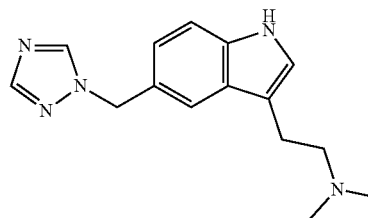
Disclosed herein are formulations for an inclusion complex of cyclodextrin and meloxicam with bicarbonate and methods of use thereof.

Disclosed herein are formulations and methods for delivering meloxicam with cyclodextrin to a subject by oral, enteral, intravenous, intramuscular, subcutaneous, intranasal, or other parenteral means.

Disclosed also are methods for treating pain and pain associated with conditions by delivering a dosage form with meloxicam, cyclodextrin, and bicarbonate by oral, enteral, intravenous, intramuscular, subcutaneous, intranasal, or other parenteral means to a subject.

A combination of rizatriptan and meloxicam (referred to herein for convenience as a "subject combination") may be used to treat a variety of pain conditions.

Rizatriptan has the structure as shown below.



Rizatriptan

Some embodiments include a subject combination comprising: 1) an inclusion complex of meloxicam and a cyclodextrin, 2) rizatriptan, and 3) a bicarbonate for treating migraine in a human being. The migraine may be treatment-resistant migraine. The human being may have a history of inadequate response to prior treatments.

Some embodiments include a subject combination comprising rizatriptan and meloxicam that has rapid, sustained, substantial and statistically significant efficacy as compared to placebo, rizatriptan, or meloxicam in the acute treatment of migraine in patients with a history of inadequate response to prior acute treatments.

Some embodiments include a subject combination comprising rizatriptan and meloxicam that requires significantly less use of rescue medication as compared to rizatriptan, meloxicam, or placebo.

BRIEF DESCRIPTION OF THE DRAWINGS

FIG. 1 is a depiction of the results described in Example 2 and contained in Table 6.

FIG. 2 is another depiction of the results described in Example 2 and contained in Table 6.

FIG. 3 is another depiction of the results described in Example 2 and contained in Table 6.

FIG. 4 is another depiction of the results described in Example 2 and contained in Table 6.

FIG. 5 is another depiction of the results described in Example 2 and contained in Table 6.

FIG. 6 is another depiction of the results described in Example 2 and contained in Table 6.

FIG. 7 is another depiction of the results described in Example 2 and contained in Table 6.

FIG. 8 is another depiction of the results described in Example 2 and contained in Table 6.

FIG. 9 is another depiction of the results described in Example 2 and contained in Table 6.

FIG. 10 is another depiction of the results described in Example 2 and contained in Table 6.

FIG. 11 is a plot of meloxicam plasma concentration at various time points over the first 24 hours for an embodiment of a dosage form described herein and a commercially available meloxicam dosage form.

FIG. 12 is a plot of meloxicam plasma concentration at various time points over the first 24 hours for a dosage form of meloxicam/rizatriptan described in Example 6 and a commercially available meloxicam dosage form.

FIG. 13 is a plot of rizatriptan plasma concentration at various time points over the first 12 hours for a dosage form of meloxicam/rizatriptan described in Example 6 and a commercially available meloxicam dosage form.

FIG. 14 shows plots of the percentages of subjects reporting pain relief at various time points over the first 4 hours post dose of the dosage forms of meloxicam/rizatriptan, rizatriptan, MoSEIC meloxicam, and placebo described in Example 11.

FIG. 14A shows the percentage of subjects reporting pain relief over placebo for meloxicam, rizatriptan, and meloxicam/rizatriptan at 1.0 hour and 1.5 hours.

FIG. 15 shows the percentages of subjects achieving pain freedom at 2 hours, 4 hours, 12 hours, and 16 hours post dose of the dosage forms of meloxicam/rizatriptan, rizatriptan, MoSEIC meloxicam, and placebo described in Example 11.

FIG. 16A shows the percentages of subjects achieving sustained pain freedom from 2 hours to 24 hours post dose

of the dosage forms of meloxicam/rizatriptan, rizatriptan, MoSEIC meloxicam, and placebo described in Example 11.

FIG. 16B shows the percentages of subjects achieving sustained pain relief from 2 hours to 24 hours post dose of the dosage forms of meloxicam/rizatriptan, rizatriptan, MoSEIC meloxicam, and placebo described in Example 11.

FIG. 17A shows the percentages of subjects achieving sustained pain freedom from 2 hours to 48 hours post dose of the dosage forms of meloxicam/rizatriptan, rizatriptan, MoSEIC meloxicam, and placebo described in Example 11.

FIG. 17B shows the percentages of subjects achieving sustained pain relief from 2 hours to 48 hours post dose of the dosage forms of meloxicam/rizatriptan, rizatriptan, MoSEIC meloxicam, and placebo described in Example 11.

FIG. 17C shows the percentage of subjects achieving sustained pain freedom over placebo from 2 hours to 48 hours for meloxicam, rizatriptan, and meloxicam/rizatriptan.

FIG. 17D shows the percentage of subjects achieving sustained pain relief over placebo from 2 hours to 48 hours for meloxicam, rizatriptan, and meloxicam/rizatriptan.

FIG. 18 shows the percentages of subjects who took rescue medication through hour 24 post dose of the dosage forms of meloxicam/rizatriptan, rizatriptan, MoSEIC meloxicam, and placebo described in Example 11.

FIG. 19A and FIG. 19B show the percentage of subjects having freedom from pain and resolution of most bothersome symptom for subjects taking meloxicam/rizatriptan and placebo in Example 12.

FIG. 20 shows the percentage of subjects achieving pain freedom over time for subjects taking meloxicam/rizatriptan and placebo in Example 12.

FIG. 21 shows the percentage of subjects achieving freedom from most bothersome symptom over time for subjects taking meloxicam/rizatriptan and placebo in Example 12.

FIG. 22A and FIG. 22B show the percentage of subjects achieving pain freedom over hours 2-24 and hours 2-48 for subjects taking meloxicam/rizatriptan and placebo in Example 12.

FIG. 23 shows the percentage of subjects achieving freedom from pain progression over hours 2-24 for subjects taking meloxicam/rizatriptan and placebo in Example 12.

FIG. 24 shows the percentage of subjects taking rescue medication for subjects taking meloxicam/rizatriptan and placebo in Example 12.

FIG. 25 shows the percentage of subjects having no functional disability at hour 24 for subjects taking meloxicam/rizatriptan and placebo in Example 12.

FIG. 26 shows the percentage of subjects having a Patient Global Impression of Change (PGI-C) of "very much improved" or "much improved" at hour 2 for subjects taking meloxicam/rizatriptan and placebo in Example 12.

FIG. 27 shows the probability of subjects experiencing pain relief at different points in time after dosing for subjects taking meloxicam/rizatriptan, rizatriptan, MoSEIC Meloxicam, and placebo in Example 11.

FIG. 28 shows the percentage of subjects who experienced pain relapse within 48 hours of dosing for subjects taking meloxicam/rizatriptan and rizatriptan in Example 11.

DETAILED DESCRIPTION

Provided herein are dosage forms with NSAIDs (such as meloxicam) and cyclodextrin (optionally in an inclusion complex), and/or bicarbonate, and methods of treatment using the dosage form.

A dosage form may be given enterally including, but not limited to, oral, sublingual, or rectal delivery, or parenterally including, but not limited to, intravenous, intramuscular, intranasal, or subcutaneous delivery.

Some methods include administration of a product that combines an NSAID that is formulated with: a) a cyclodextrin and/or b) a buffering agent. In some embodiments, the method involves treating a patient with a pharmaceutical formulation comprising meloxicam and a cyclodextrin and/or a carbonate/bicarbonate. Method embodiments may also include treating a patient to increase the bioavailability of meloxicam in the patient or increase the rate at which the meloxicam becomes bioavailable.

The combination of meloxicam, a cyclodextrin (such as SBE β CD), and a bicarbonate (such as sodium bicarbonate) may substantially increase the solubility and rate of absorption of meloxicam after oral administration, while maintaining its extended plasma concentration half-life in mammals, such as humans after oral administration.

The combination of meloxicam, a cyclodextrin (such as SBE β CD), and a bicarbonate (such as sodium bicarbonate) may substantially increase the oral bioavailability of meloxicam in mammals, such as humans, after oral administration.

Unless otherwise indicated, any reference to a compound herein, such as meloxicam or rizatriptan, by structure, name, or any other means, includes pharmaceutically acceptable salts, alternate solid forms, such as polymorphs, solvates, hydrates, enantiomers, tautomers, deuterium-modified forms, or any other chemical species, such as precursors, prodrugs, or any other chemical species that may rapidly convert to a compound described herein under conditions in which the compounds are used as described herein.

A subject combination may be given enterally including, but not limited to, oral, sublingual, or rectal delivery, or parenterally including, but not limited to, intravenous, intramuscular, intranasal, or subcutaneous delivery. In some embodiments, both meloxicam and rizatriptan are administered orally. In some embodiments, meloxicam is administered intravenously and rizatriptan is administered orally. In some embodiments, meloxicam is administered intramuscularly and rizatriptan is administered orally.

Normally, the combination of meloxicam and rizatriptan is administered so that the human being receives the meloxicam and rizatriptan within a short period of time with respect to one another. For example, the meloxicam and rizatriptan may be administered within about 2 hours, within about 1 hour, within about 30 minutes, within about 20 minutes, within about 15 minutes, within about 10 minutes, within about 5 minutes, or within about 1 minute of one another. In some embodiments, the meloxicam and rizatriptan are administered simultaneously, which for the purpose of this disclosure includes administration within about 5 minutes. In some embodiments, the meloxicam and rizatriptan are administered in a single dosage form.

The term "treating", or "treatment" broadly includes any kind of treatment activity, including the diagnosis, cure, mitigation, or prevention of disease in man or other animals, or any activity that otherwise affects the structure or any function of the body of man or other animals.

The dosage form or the subject combination may be used to treat, or provide relief of, any type of pain including, but not limited to, migraine and other types of headache, inflammatory pain, musculoskeletal pain, neuropathic pain, chronic pain, acute pain, localized pain, systemic pain, cancer-related pain, acute pain, pain due to injury, pain due to illness (e.g., fever), post-operative pain, etc. In some instances, pain relief may be palliative, or pain relief may be

provided independent of improvement of the disease or condition or the underlying cause of the disease or condition. For example, although the underlying disease may not improve, or may continue to progress, an individual suffering from the disease may experience pain relief. In some embodiments, the pain affects a muscle, nerve, cartilage, bone, ligament, tendon, tendon sheaths, bursae, or joint.

Migraine is a disabling neurological disorder characterized by recurrent attacks of pulsating head pain accompanied by nausea and sensitivity to light and sound. This pain may be moderate to severe, but is often severe and incapacitating, requiring bed rest. The headaches may affect one half of the head, may be pulsating in nature, and may last from 2 to 72 hours. Associated symptoms may include nausea, vomiting, and sensitivity to light (photophobia), sound (phonophobia), or smell. The migraine pain may be accompanied by disturbed vision. The migraine pain can be made worse by physical activity. Migraines may be associated with an aura, which may be a short period of visual disturbance which signals that the headache will soon occur. Some migraine patients may not have aura.

In some embodiments, the human being who is being treated for migraine pain suffers from allodynia, such as cutaneous allodynia with their migraine attacks. Allodynia, such as cutaneous allodynia, which is pain from normally non-painful stimuli (such as brushing hair, wearing glasses, taking a shower, etc.). Patients having allodynia, such as cutaneous allodynia are believed to be less likely to respond well to triptan medications.

Current treatments are suboptimal, with more than 70% of sufferers reporting dissatisfaction with existing acute treatments. The most commonly reported reasons for patient dissatisfaction are slow onset of pain relief, inconsistent pain relief, and recurrence of pain during the same day. Suboptimal acute treatment is associated with a significantly increased risk of new-onset chronic migraine, which may be prevented by improving acute treatment outcomes.

Administering a subject combination to a human being suffering from migraine, such as an acute attack of migraine pain or aura, may quickly result in a reduction in a migraine symptom, such as pain, nausea, vomiting, photophobia, or phonophobia, such as at or within about 5 minutes (intended as a shorthand for "at about 5 minutes, or within about 5 minutes"), at or within about 10 minutes, at or within about 30 minutes, at or within about 1 hour, at or within about 90 minutes, at or within about 2 hours, at or within about 2.5 hours, or at or within about 3 hours. In some embodiments, a human being experiences a reduction of, or complete relief from, pain, such as headache pain or migraine pain, nausea, vomiting, photophobia, and/or phonophobia, at or within about 1 hour, at or within about 90 minutes, at or within about 2 hours, at or within about 2.5 hours, or at or within about 3 hours. In some embodiments, the relief experienced, is greater than would be experienced by receiving the same amount of rizatriptan without meloxicam. In some embodiments, the relief experienced, is greater than would be experienced by receiving the same amount of meloxicam without rizatriptan.

The subject combination may be administered at the earliest sign of migraine pain, or soon after the earliest sign of migraine, such as within about 1 minute, within about 5 minutes, within about 10 minutes, within about 15 minutes, within about 20 minutes, within about 30 minutes, or within about 1 hour. At this early state, the pain may still be mild, or before the pain progresses to moderate or severe intensity.

For some methods, the subject combination may be administered when the migraine pain has reached moderate or severe intensity.

In some embodiments, the combination of meloxicam and rizatriptan is administered to a human migraine patient having, or who is selected for having, functional disability. In some embodiments, the treatment results in the human migraine patient being able to return to normal activities within 24 hours after receiving the treatment.

The combination of meloxicam and rizatriptan may have distinct dual mechanisms of action for the acute treatment of migraine. Meloxicam is a potent, COX-2 preferential NSAID which is limited by slow absorption. Rizatriptan is a potent 5-HT_{1B/D} agonist believed to have efficacy in migraine.

Observation of relief or reduction in a symptom at a specific period of time, such as "at 2 hours," is useful because it allows the effectiveness of the treatment to be evaluated at a specific or consistent time point, which facilitates comparison between patients. Observation of relief or reduction in a symptom within a specific period of time, such as "within about 2 hours," is useful because it is desirable for relief or reduction of a symptom to occur as early as possible, and specifying that relief occur within a specified time sets a guideline in which it is desirable that relief occur.

For some methods, administration of the subject combination may achieve a reduction in migraine pain, nausea, vomiting, photophobia, or phonophobia that lasts at least about one hour, at least about two hours, at least about three hours, at least about four hours, at least about six hours, at least about eight hours, about 8-24 hours, about 24 hours, or more than 24 hours.

In some embodiments, the meloxicam and the rizatriptan are administered simultaneously (e.g., in a single dosage form, such as a single oral dosage form), and two hours after the meloxicam and the rizatriptan are administered, the human being experiences greater pain relief than the human being would have experienced two hours after receiving the same amount of meloxicam without the rizatriptan.

In some embodiments, the meloxicam and the rizatriptan are administered simultaneously (e.g., in a single dosage form, such as a single oral dosage form), and twenty-four hours after the meloxicam and the rizatriptan are administered, the human being experiences greater pain relief than the human being would have experienced twenty-four hours after receiving the same amount of meloxicam without the rizatriptan.

In some embodiments, the meloxicam and the rizatriptan are administered simultaneously (e.g., in a single dosage form, such as a single oral dosage form), and two hours after the meloxicam and the rizatriptan are administered, the human being experiences greater pain relief than the human being would have experienced two hours after receiving the same amount of rizatriptan without the meloxicam.

In some embodiments, the meloxicam and the rizatriptan are administered simultaneously (e.g., in a single dosage form, such as a single oral dosage form), and twenty-four hours after the meloxicam and the rizatriptan are administered, the human being experiences greater pain relief than the human being would have experienced twenty-four hours after receiving the same amount of rizatriptan without the meloxicam.

In some embodiments, the meloxicam and the rizatriptan are administered simultaneously (e.g., in a single dosage form, such as a single oral dosage form), and two hours after the meloxicam and the rizatriptan are administered, the

human being experiences greater relief from nausea than the human being would have experienced two hours after receiving the same amount of meloxicam without the rizatriptan.

In some embodiments, the meloxicam and the rizatriptan are administered simultaneously (e.g., in a single dosage form, such as a single oral dosage form), and twenty-four hours after the meloxicam and the rizatriptan are administered, the human being experiences greater relief from nausea than the human being would have experienced twenty-four hours after receiving the same amount of meloxicam without the rizatriptan.

In some embodiments, the meloxicam and the rizatriptan are administered simultaneously (e.g., in a single dosage form, such as a single oral dosage form), and two hours after the meloxicam and the rizatriptan are administered, the human being experiences greater relief from nausea than the human being would have experienced two hours after receiving the same amount of rizatriptan without the meloxicam.

In some embodiments, the meloxicam and the rizatriptan are administered simultaneously (e.g., in a single dosage form, such as a single oral dosage form), and twenty-four hours after the meloxicam and the rizatriptan are administered, the human being experiences greater relief from nausea than the human being would have experienced twenty-four hours after receiving the same amount of rizatriptan without the meloxicam.

In some embodiments, the meloxicam and the rizatriptan are administered simultaneously (e.g., in a single dosage form, such as a single oral dosage form), and two hours after the meloxicam and the rizatriptan are administered, the human being experiences greater relief from vomiting than the human being would have experienced two hours after receiving the same amount of meloxicam without the rizatriptan.

In some embodiments, the meloxicam and the rizatriptan are administered simultaneously (e.g., in a single dosage form, such as a single oral dosage form), and twenty-four hours after the meloxicam and the rizatriptan are administered, the human being experiences greater relief from vomiting than the human being would have experienced twenty-four hours after receiving the same amount of meloxicam without the rizatriptan.

In some embodiments, the meloxicam and the rizatriptan are administered simultaneously (e.g., in a single dosage form, such as a single oral dosage form), and two hours after the meloxicam and the rizatriptan are administered, the human being experiences greater relief from vomiting than the human being would have experienced two hours after receiving the same amount of rizatriptan without the meloxicam.

In some embodiments, the meloxicam and the rizatriptan are administered simultaneously (e.g., in a single dosage form, such as a single oral dosage form), and twenty-four hours after the meloxicam and the rizatriptan are administered, the human being experiences greater relief from vomiting than the human being would have experienced twenty-four hours after receiving the same amount of rizatriptan without the meloxicam. In some embodiments, the meloxicam and the rizatriptan are administered simultaneously (e.g., in a single dosage form, such as a single oral dosage form), and two hours after the meloxicam and the rizatriptan are administered, the human being experiences greater relief from photophobia than the human being would have experienced two hours after receiving the same amount of meloxicam without the rizatriptan.

In some embodiments, the meloxicam and the rizatriptan are administered simultaneously (e.g., in a single dosage form, such as a single oral dosage form), and twenty-four hours after the meloxicam and the rizatriptan are administered, the human being experiences greater relief from photophobia than the human being would have experienced twenty-four hours after receiving the same amount of meloxicam without the rizatriptan.

In some embodiments, the meloxicam and the rizatriptan are administered simultaneously (e.g., in a single dosage form, such as a single oral dosage form), and two hours after the meloxicam and the rizatriptan are administered, the human being experiences greater relief from photophobia than the human being would have experienced two hours after receiving the same amount of rizatriptan without the meloxicam.

In some embodiments, the meloxicam and the rizatriptan are administered simultaneously (e.g., in a single dosage form, such as a single oral dosage form), and twenty-four hours after the meloxicam and the rizatriptan are administered, the human being experiences greater relief from photophobia than the human being would have experienced twenty-four hours after receiving the same amount of rizatriptan without the meloxicam.

In some embodiments, the meloxicam and the rizatriptan are administered simultaneously (e.g., in a single dosage form, such as a single oral dosage form), and two hours after the meloxicam and the rizatriptan are administered, the human being experiences greater relief from phonophobia than the human being would have experienced two hours after receiving the same amount of meloxicam without the rizatriptan.

In some embodiments, the meloxicam and the rizatriptan are administered simultaneously (e.g., in a single dosage form, such as a single oral dosage form), and twenty-four hours after the meloxicam and the rizatriptan are administered, the human being experiences greater relief from phonophobia than the human being would have experienced twenty-four hours after receiving the same amount of meloxicam without the rizatriptan.

In some embodiments, the meloxicam and the rizatriptan are administered simultaneously (e.g., in a single dosage form, such as a single oral dosage form), and two hours after the meloxicam and the rizatriptan are administered, the human being experiences greater relief from phonophobia than the human being would have experienced two hours after receiving the same amount of rizatriptan without the meloxicam.

In some embodiments, the meloxicam and the rizatriptan are administered simultaneously (e.g., in a single dosage form, such as a single oral dosage form), and twenty-four hours after the meloxicam and the rizatriptan are administered, the human being experiences greater relief from phonophobia than the human being would have experienced twenty-four hours after receiving the same amount of rizatriptan without the meloxicam.

In some embodiments, the human being receiving the subject combination has a history of inadequate response to prior migraine treatments. For example, if the human being is asked whether he or she was pain-free within two hours of treatment for most attacks, and given the option of answering "never," "rarely," "less than half the time," or "half the time or more;" and the human being answers "never," "rarely," or "less than half the time," then the human being has had an inadequate response to the treatment. Similarly, if the human being is asked whether one dose of medication usually relieved the human being's

headache and kept it away for at least 24 hours, and given the option of answering "never," "rarely," "less than half the time," or "half the time or more;" and the human being answers "never," "rarely," or "less than half the time," then the human being has had an inadequate response to the treatment.

In some embodiments, the human being receiving the subject combination has indicated that he or she was "never" pain-free within two hours of treatment for most attacks. In some embodiments, the human being receiving the subject combination has indicated that he or she was "rarely" pain-free within two hours of treatment for most attacks. In some embodiments, the human being receiving the subject combination has indicated that he or she was pain-free within two hours of treatment for most attacks "less than half the time."

In some embodiments, the human being receiving the subject combination has indicated that one dose of medication "never" relieved the respondent's headache and kept it away for at least 24 hours. In some embodiments, the human being receiving the subject combination has indicated that one dose of medication "rarely" relieved the respondent's headache and kept it away for at least 24 hours. In some embodiments, the human being receiving the subject combination has indicated that one dose of medication relieved the respondent's headache and kept it away for at least 24 hours "less than half the time."

In some embodiments, the human being receiving the subject combination has a history of inadequate response to prior migraine treatments as assessed by a total mean score of less than 7, less than 6, less than 5, less than 4, less than 3, less than 2, 1-2, 2-3, 3-4, 4-5, 5-6, or 6-7 on the Migraine Treatment Optimization Questionnaire (mTOQ-4). In some embodiments, the human being has had prior triptan use before receives the subject combination, such as a combination comprising meloxicam and rizatriptan.

In some embodiments, the human being receiving the subject combination, such as a combination comprising meloxicam and rizatriptan, has migraine, and may have a history of inadequate response to prior migraine treatments. In some embodiments, the human being having migraine does not have cluster headaches or other types of migraines. In some embodiments, the human being having migraine does not have chronic daily headache. In some embodiments, the human being having migraine does not have more than 15, 15-20, 20-25, 25-28, 28-30, or 30-31 non-migraine headache days per month. In some embodiments, the human being having migraine does not have a history of significant cardiovascular disease. In some embodiments, the human being having migraine does not have uncontrolled hypertension.

In some embodiments, the dosage form may also be administered to relieve arthritis pain. In some embodiments the dosage form may be administered to relieve other signs and/or symptoms of arthritis. Examples of arthritis include, but are not limited to, rheumatoid arthritis, juvenile rheumatoid arthritis (pauciarticular and polyarticular course), osteoarthritis, erosive osteoarthritis, sero-negative (non-rheumatoid), arthropathies, non-articular rheumatism, peri-articular disorders, axial spondyloarthritis, transient osteoarthritis of the hip, vertebral crush fractures, osteoporosis, and neuropathic arthropathies including Charcot's foot, axial spondyloarthritis including ankylosing spondylitis, and SAPHO syndrome. In other embodiments, the arthritis pain may be chronic or acute. In some embodiments the dosage form may be administered to relief the signs and/or symptoms of an arthritis including but not limited osteoarthritis

For some methods, administration of the dosage form may achieve a reduction in pain that lasts at least about one hour, two hours, three hours, four hours, six hours, at least about eight hours, about eight to about 24 hours, or about 24 hours. In other embodiments, administration of the dosage form may achieve a reduction in pain that is observed at about 10 minutes, at about 30 minutes, at about one hour, at about two hours, at about three hours, at about four hours, at about five hours, at about six hours, at less than 15 minutes, at less than 20 minutes, 30 minutes, at less than one hour, at less than two hours, at less than three hours, at about 5, 10, 15, 20, 25, 30, 35, 40, 45, 50, or 60 minutes, or other time period bound by these ranges, after administration of the dosage form.

In some embodiments, the dosage form may also be administered to relieve neuropathic pain, including diabetic peripheral neuropathy, post-herpetic neuralgia, trigeminal neuralgia, monoradiculopathies, phantom limb pain, sciatica, pudendal neuralgia, and central pain. Other causes of neuropathic pain may include, but are not limited to, cancer-related pain, lumbar nerve root compression, spinal cord injury, post-stroke pain, central multiple sclerosis pain, HIV-associated neuropathy, and radio-therapy or chemotherapy associated neuropathy. The neuropathic pain treated may be chronic or acute.

In some methods, the dosage form may be administered to relieve inflammatory pain including inflammatory musculoskeletal pain, pain due to injury, arthritis pain, and complex regional pain syndrome. In other embodiments, the inflammatory pain may be chronic or acute.

Arthritis refers to inflammatory joint diseases that can be associated with pain. Examples of arthritis pain include but are not limited to pain associated with osteoarthritis, erosive osteoarthritis, rheumatoid arthritis, juvenile rheumatoid arthritis, sero-negative (non-rheumatoid) arthropathies, non-articular rheumatism, peri-articular disorders, neuropathic arthropathies including Charcot's foot, axial spondyloarthritis including ankylosing spondylitis, and SAPHO syndrome. The inflammatory joint disease treated may be chronic or acute.

For some methods, the meloxicam may be administered to relieve musculoskeletal pain. Examples of musculoskeletal pain may include, but are not limited to, back pain, low back pain (e.g., lumbosacral pain), neck pain, infection, cramps, tendonitis, epidondylitis, carpal tunnel syndrome, joint pain, fibromyalgia, pain due to injury, Tunnel syndromes, pain associated with bone fractures, sprains, fibrous dysplasia, osteogenesis imperfecta, Paget's disease of bone, transient osteoporosis, and transient osteoporosis of the hip. In other embodiments, the musculoskeletal pain may be chronic or acute.

For some methods, administration of the dosage form or the subject combination may achieve a reduction in pain that lasts at least about one hour, at least about two hours, at least about three hours, at least about four hours, at least about six hours, at least about eight hours, about 8 to about 24 hours, or about 24 hours. In other embodiments, administration of the subject combination may achieve a reduction in pain that is observed at about 10 minutes, at about 30 minutes, at about one hour, at about two hours, at about three hours, at about four hours, at about five hours, at about six hours, at or within about 5 minutes, at or within about 10 minutes, at or within about 15 minutes, at or within about 20 minutes, at or within about 25 minutes, at or within about 30 minutes, at or within about 35 minutes, at or within about 40 minutes, at or within about 45 minutes, at or within about 50 minutes, or at or within about 60 minutes, at two hours or less, at three

hours or less, or other time period bound by these ranges, after administration of the subject combination.

A human being that is treated for a disease or condition with the dosage forms described herein may be of any age. For example the person may have an age of about 10 years to about 90 years, about 20 years to about 80 years, about 30 years to about 75 years, about 40 years to about 70 years, about 1 year to about 16 years, about 80 years to about 95 years, about 18 years or more, about 20 years or more, about 25 years or more, about 30 years or more, about 40 years or more, about 45 years or more, about 50 years or more, about 55 years or more, about 60 years or more, about 65 years or more, or any other age in a range bounded by, or between, these values.

In some embodiments, a human being who is treated for migraine with the dosage forms described herein, for example comprising meloxicam, rizatriptan, SBE β CD, and a bicarbonate such as sodium bicarbonate, may be of 18 years to 65 years of age, about 18-20 years of age, about 20-25 years of age, about 25-30 years of age, about 30-40 years of age, about 40-45 years of age, about 40-50 years of age, about 50-60 years of age, about 60-65 years of age, or any other age in a range bounded by, or between, these values.

In some embodiments, a human being who is treated for migraine with a dosage forms described herein, such as a dosage form comprising meloxicam, rizatriptan, SBE β CD, and a bicarbonate such as sodium bicarbonate, may be white, black, or African American, or Asian.

In some embodiments, a human being that is treated for a disease or condition with a dosage form comprising meloxicam or another NSAID has suffered from the pain or condition associated with the pain for at least 1 day, at least one week, at least 2 weeks, at least 1 month, at least 6 weeks, at least 2 months, at least 3 months, at least 6 months, or at least 1 year, or any duration in a range bounded by, or between, these values.

In some embodiments, a human being that is treated for migraine with a dosage form comprising meloxicam and rizatriptan has been diagnosed of migraine with or without aura as defined by the ICHD-3 criteria for at least 3 months, at least 6 months, at least 1 year, at least 2 years, about 1-2 years, 2-3 years, or longer, or at least 1 year, or any duration in a range bounded by, or between, these values.

In some embodiments, a human being has an average 2 to 8, 2-3, 3-4, 4-5, 5-6, 6-7, or 7-8 moderate to severe migraines per month.

A cyclodextrin used in a dosage form with meloxicam could include a cyclodextrin, a cyclodextrin derivative, and/or a salt thereof. An inclusion complex of meloxicam and cyclodextrin may be more water-soluble relative to the non-complexed meloxicam. The cyclodextrin may be a naturally-occurring cyclodextrin (e.g., α , β , or γ -cyclodextrins) or a synthetic cyclodextrin. In some embodiments, α -cyclodextrins, derivatives, or salts thereof may be used. α -Cyclodextrins may include, but are not limited to, (2,3,6-tri-O-acetyl)- α -cyclodextrin, (2,3,6-tri-O-methyl)- α -cyclodextrin, (2,3,6-tri-O-octyl)- α -cyclodextrin, 6-bromo-6-deoxy- α -cyclodextrin, 6-iodo-6-deoxy- α -cyclodextrin, (6-O-tertbutyl-dimethylsilyl)- α -cyclodextrin, butyl- α -cyclodextrin, succinyl- α -cyclodextrin, (2-hydroxypropyl)- α -cyclodextrin, or combinations thereof.

In some embodiments, β -cyclodextrins, derivatives, or salts thereof may be used. β -cyclodextrins may include, but are not limited to, hydroxypropyl- β -cyclodextrin, 6-monodeoxy-6-monoamino- β -cyclodextrin, glucosyl- β -cyclodextrin, maltosyl- β -cyclodextrin, 6-O- α -D-glucosyl-

β -cyclodextrin, 6-O- α -maltosyl- β -cyclodextrin, 6-azido-6-deoxy- β -cyclodextrin, (2,3-di-O-acetyl-6-O-sulfo)- β -cyclodextrin, methyl- β -cyclodextrin, dimethyl- β -cyclodextrin (DM β CD), trimethyl- β -cyclodextrin (TM β CD), (2,3-di-O-methyl-6-O-sulfo)- β -cyclodextrin, (2,6-di-O-methyl)- β -cyclodextrin, (2,6-di-O-ethyl)- β -cyclodextrin, (2,3,6-tri-O-methyl)- β -cyclodextrin, (2,3,6-tri-O-acetyl)- β -cyclodextrin, -(2,3,6-tri-O-benzoyl)- β -cyclodextrin, (2,3,6-tri-O-ethyl)- β -cyclodextrin, 6-iodo-6-deoxy- β -cyclodextrin, 6-(dimethyl-tert-butylsilyl)-6-deoxy- β -cyclodextrin, 6-bromo-6-deoxy- β -cyclodextrin, monoacetyl- β -cyclodextrin, diacetyl- β -cyclodextrin, triacetyl- β -cyclodextrin, (3-O-acetyl-2,6-di-O-methyl)- β -cyclodextrin, (6-O-maltosyl)- β -cyclodextrin, (6-O-sulfo)- β -cyclodextrin, (6-O-t-butyltrimethylsilyl-2,3-di-O-acetyl)- β -cyclodextrin, succinyl-(2-hydroxypropyl)- β -cyclodextrin, (2,6-di-O-ethyl)- β -cyclodextrin, (2-carboxyethyl)- β -cyclodextrin (CME β CD), hydroxyethyl- β -cyclodextrin (HE β CD), (2-hydroxypropyl)- β -cyclodextrin, (2-hydroxypropyl)- β -cyclodextrin (HP β CD), (3-hydroxypropyl)- β -cyclodextrin (3HP β CD), (2,3-hydroxypropyl)- β -cyclodextrin (DHP β CD), butyl- β -cyclodextrin, methyl- β -cyclodextrin, silyl((6-O-tert-butyltrimethyl)-2,3-di-O-acetyl)- β -cyclodextrin, succinyl- β -cyclodextrin, (2-hydroxyisobutyl)- β -cyclodextrin, randomly methylated- β -cyclodextrin, branched- β -cyclodextrin, or combinations thereof.

In other embodiments, a β -cyclodextrin may be a sulfoalkyl ether cyclodextrin, derivative, or salt thereof. Examples of sulfoalkyl ether cyclodextrin derivatives may include, but are not limited to, sulfobutyl ether- β -cyclodextrin (e.g., SBE β CD, betadex, CAPTISOL®). In some embodiments, a SBE β CD may have about 4-8, about 5-8, about 4-7, about 6-7, or about 6.5 sulfobutyl ether groups per cyclodextrin molecule.

In some embodiments, γ -cyclodextrins, derivatives, or salts thereof may be used. γ -cyclodextrins may include carboxymethyl- γ -cyclodextrin, (2,3,6-tri-O-acetyl)- γ -cyclodextrin, (2,3,6-tri-O-methyl)- γ -cyclodextrin, (2,6-di-O-pentyl)- γ -cyclodextrin, 6-(dimethyl-tert-butylsilyl)-6-deoxy- γ -cyclodextrin, 6-bromo-6-deoxy- γ -cyclodextrin, 6-iodo-6-deoxy- γ -cyclodextrin, (6-O-t-butyltrimethylsilyl)- γ -cyclodextrin, succinyl- γ -cyclodextrin, hydroxypropyl- γ -cyclodextrin (2-hydroxypropyl)- γ -cyclodextrin, acetyl- γ -cyclodextrin, butyl- γ -cyclodextrin, or combinations thereof.

In some embodiments, the dosage form may include a bicarbonate, such as sodium bicarbonate, potassium bicarbonate, magnesium bicarbonate, calcium bicarbonate, ammonium bicarbonate, or a combination thereof. A bicarbonate may help to increase bioavailability of the meloxicam.

In other embodiments, the dosage form may include a carbonate, derivatives, or salts thereof. Examples of carbonates may include aluminum carbonate, ammonium carbonate, barium carbonate, calcium carbonate, cobalt(II) carbonate, lanthanum carbonate, lithium carbonate, magnesium carbonate, manganese(II) carbonate, potassium carbonate, sodium carbonate, or combinations thereof.

In some embodiments, enhanced bioavailability of the dosage form may be achieved in treating one of these conditions by administering a dosage form comprising a salt form of the meloxicam, by creating an inclusion complex with meloxicam and cyclodextrin, and/or by including a bicarbonate. This may allow a reduced molar amount of the meloxicam to be used as compared to other meloxicam dosage forms.

Unless otherwise indicated, any reference to a compound herein, such as meloxicam or a cyclodextrin, by structure,

name, or any other means, includes pharmaceutically acceptable salts, alternate solid forms, such as polymorphs, solvates, hydrates, enantiomers, tautomers, deuterium-modified forms, or any other chemical species that may rapidly convert to a compound described herein under conditions in which the compounds are used as described herein.

In some embodiments, use of a cyclodextrin, a carbonate, or a bicarbonate may improve the oral bioavailability of meloxicam by at least about 10%, at least about 20%, at least about 30%, at least about 40%, at least about 50%, at least about 60%, at least about 70%, at least about 80%, at least about 90%, up to about 100%, up to about 200%, or any amount in a range bounded by, or between, these values as compared to administration of meloxicam alone.

Due to the improved bioavailability, the dosage form may contain, or a subject may receive, on a molar basis, less of the meloxicam than would otherwise be administered. For example, a dosage form may contain, or a mammal may receive, at least about 10 mole % less, at least about 20 mole % less, at least about 30 mole % less, at least about 40 mole % less, at least about 50 mole % less, at least about 60 mole % less, at least about 70 mole % less, at least about 80 mole % less, at least about 85 mole % less, and/or up to about 90 mole % less, 95 mole % less, or any amount in a range bounded by, or between, these values as would otherwise be administered of meloxicam.

In other embodiments, use of other NSAIDs, opioids, or other pain medications may be reduced by at least about 5%, at least about 10%, at least about 15%, at least about 20%, at least about 25%, at least about 30%, at least about 35%, at least about 40%, at least about 45%, at least about 50%, at least about 60%, at least about 70%, at least about 80%, or at least about 90%, up to about 100%, as compared to the use of other NSAIDs, opioids or other pain medications without administration of meloxicam with cyclodextrin, carbonate, and/or bicarbonate.

In some embodiments, a dosage form may contain meloxicam in an amount from about 1-50 mg; about 1-10 mg; about 1-5 mg; about 10-40 mg; about 1-35 mg; about 1-25 mg; about 1-15 mg; about 5-20 mg; about 5-10 mg; about 5-15 mg; about 10-20 mg; about 20-30 mg; about 30-40 mg; about 40-50 mg; about 5 mg; about 7.5 mg; about 10 mg; about 15 mg; about 30 mg; or any amount in a range bounded by, or between, any of these values. These doses may be a safe dose for repeated administration, such as once hourly dosing to once daily dosing, twice daily dosing, dosing one to 12 times daily, doing 3, 4, 5, or 6 times daily, etc. In some embodiments, the meloxicam may be safely administered 2, 3, 4, 5, 6, 7, 8, 9, 10, 11, 12, 13, 14, or 15 times, or about 3 to about 10 times a day, once a day, or less frequently, such as once a week, once every two weeks, once a month, etc.

For some dosage forms, meloxicam forms a complex with the substituted- β -cyclodextrin or other another cyclodextrin which may be formulated into a solid dosage form. Such a dosage form may be suitable for oral administration. A meloxicam-cyclodextrin inclusion complex may also be dissolved in water or another solvent to form a parenteral formulation. However, physical mixtures of meloxicam and the substituted- β -cyclodextrin or other cyclodextrins may also be used in oral or parenteral dosage forms.

Formation of an inclusion complex of meloxicam and a cyclodextrin may help to improve the properties of a dosage form. For some inclusion complexes, the meloxicam and the cyclodextrin (e.g., SBE β CD) may have a molar ratio of about 0.5-2 (a molar ratio of 0.5 is 0.5 moles of meloxicam

to 1 mole of cyclodextrin), about 0.5-0.7, about 0.6-0.8, about 0.7-0.9, about 0.8-1, about 0.9-1.1, about 1-1.2, about 1.1-1.3, about 1.2-1.4, about 1.3-1.5, about 1.4-1.6, about 1.5-1.7, about 1.6-1.8, about 1.7-1.9, about 1.8-2, about 0.8-1.2, about 1, or any ratio in a range bounded by any of these values.

For some dosage forms, a cyclodextrin (e.g., SBE β CD) may be employed in a weight ratio to the meloxicam within the range from about 1-1000 (e.g., 1 g of cyclodextrin per 1 g of meloxicam is a weight ratio of 1); about 1-20; about 1-10; about 1-15; about 2-4, about 3-5, about 4-6, about 5-7, about 6-8, about 7-9, about 8-10, or any weight ratio in a range bounded by, or between, any of these values. For some dosage forms, a cyclodextrin (e.g., SBE β CD) may be employed in a weight ratio to the meloxicam within the range from about 0.001-1 (e.g., 0.1 g of cyclodextrin per 1 g of meloxicam is a weight ratio of 0.1); about 0.01-1; about 0.05-1; about 0.1-1; about 0.2-1; about 0.3-1, about 0.4-1, about 0.5-1, about 0.6-1, about 0.7-1, about 0.8-1, or any weight ratio in a range bounded by, or between, any of these values. Each type of cyclodextrin employed may have a different ratio.

For some dosage forms, the cyclodextrin may be present in an amount from about 1-200 mg; 25-175 mg; about 50-150 mg; about 25-100 mg; about 75-150 mg; about 100-175 mg; about 20-80 mg; about 25-50 mg; about 60-100 mg; about 80-100 mg; about 80-120 mg; about 100-120 mg; about 100-140 mg; about 120-160 mg; about 140-180 mg; about 30-90 mg; about 40-80 mg; about 50-70 mg, about 55-65 mg, about 60-62 mg, or any amount in a range bounded by, or between, any of these values.

For some methods, the inclusion complex of meloxicam and cyclodextrin such as a substituted- β -cyclodextrin is delivered orally (for example by tablet, capsule, elixir, or the like). Other potential routes of administration include intravenous, intramuscular, intranasal, lyophilized parenteral, subcutaneous, transdermal, transmucosal, or through other parenteral means. The meloxicam may also be delivered alone or non-complexed with cyclodextrin.

Some dosage forms contain a bicarbonate (e.g., sodium bicarbonate) in amount from about 1-2000 mg; about 1-1000 mg; about 100-1000 mg; about 200-800 mg; about 1-500 mg; about 1-200 mg; about 1-100 mg; about 50-750 mg; about 500-1000 mg; about 100-500 mg; about 100-300 mg; about 500-1000 mg; about 300-700 mg; about 400-600 mg; about 50-250 mg; about 250-750 mg; about 100-200 mg; about 200-300 mg; about 300-400 mg; about 400-500 mg; about 410-510 mg; about 420-520 mg; about 430-530 mg; about 440-540 mg; about 450-550 mg; about 460-560 mg; about 470-570 mg; about 480-580 mg; about 490-590 mg; about 500-600 mg; about 600-700 mg; about 700-800 mg; about 800-900 mg; about 150-650 mg; about 350-850 mg; or any amount in a range bounded by, or between, any of these values.

Some dosage forms contain a carbonate in amount from about 1-1000 mg; about 1-500 mg; about 1-200 mg; about 1-100 mg; about 50-750 mg; about 500-1000 mg; about 100-500 mg; about 100-300 mg; about 200-800 mg; about 500-1000 mg; about 300-700 mg; about 400-600 mg; about 50-250 mg; about 250-750 mg; about 100-200 mg; about 200-300 mg; about 300-400 mg; about 400-500 mg; about 500-600 mg; about 600-700 mg; about 700-800 mg; about 800-900 mg; about 150-650 mg; about 350-850 mg; or any amount in a range bounded by, or between, any of these values.

In some embodiments, the daily dose of meloxicam (e.g., an oral dose, a parenteral dose, etc.) is about 2-5 mg, about

2-6 mg, about 2-7 mg, about 2-8 mg, about 2-9 mg, about 2-10 mg, about 2-11 mg, about 2-12 mg, about 2-13 mg, about 2-14 mg, about 2-15 mg, about 2-16 mg, about 2-17 mg, about 2-18 mg, about 2-19 mg, about 2-20 mg, about 2-21 mg, about 2-22 mg, about 2-23 mg, about 2-24 mg, about 2-25 mg, about 2-26 mg, about 2-27 mg, about 2-28 mg, about 2-29 mg, about 2-30 mg, about 2-35 mg, about 2-40 mg, about 5-10 mg, about 10-15 mg, about 15-20 mg, about 20-25 mg, about 25-30 mg, about 30-35 mg, or any amount in a range bounded by any of these values.

In some embodiments, the weekly dose of meloxicam (e.g., an oral dose) is about 1-1000 mg; about 1-500 mg; about 10-250 mg; about 100-300 mg; about 10-100 mg; about 10-150 mg; about 10-300 mg; about 20-150 mg; about 20-60 mg; about 30-70 mg; about 40-60 mg; about 50-70 mg; about 70-90 mg; about 90-110 mg; about 50 mg; about 55 mg; about 100-150 mg; about 30-100 mg; or any amount in a range bounded by, or between, any of these values. The weekly dose may be given as a single dose, given once during the week, or may be given in 2, 3, 4, 5, 6, or 7 individual doses during the week.

In some embodiments, the monthly dose of meloxicam (e.g., an oral dose), or a dose administered over a period of a month, is about 5000 mg or less; about 4000 mg or less; about 3000 mg or less; about 2000 mg or less; about 1000 mg or less; about 700 mg or less; about 600 mg or less; about 1-4000 mg; about 1-1000 mg; about 10-1000 mg; about 50-1000 mg; about 10-600 mg; about 40-600 mg; about 50-600 mg; about 40-400 mg; about 50-200 mg; about 200-240 mg; about 240-280 mg; about 280-320 mg; about 320-360 mg; about 360-400 mg; about 400-450 mg; about 450-500 mg; about 500-600 mg; about 250-350 mg; about 100-600 mg; about 40-2000 mg; about 40-800 mg; about 100-900 mg; about 100-800 mg; about 40-1000 mg; about 50-1000 mg; about 100-1000 mg; or any monthly dose in a range bounded by, or between, any of these values. A monthly dose may be given as a single dose, or as two or more individual doses administered during the month. In some embodiments, the monthly dose is administered in 2 or 3 bi-weekly doses. In some embodiments, the monthly dose is administered in 4 or 5 weekly doses. In some embodiments, the monthly dose is administered in 28 to 31 daily doses, or in 56 to 62 daily doses or more. In some embodiments, the monthly dose is administered in 5 to 15 individual doses during the month. The monthly dose may be administered for only 1 month, or may be repeatedly administered for 2 or more months.

For treatment of migraine, the combination of a meloxicam and a rizatriptan may be administered to treat at least 2 migraine attacks per month, at least 3 migraine attacks per month, at least 4 migraine attacks per month, at least 5 migraine attacks per month, at least 6 migraine attacks per month, at least 8 migraine attacks per month, at least 10 migraine attacks per month, and/or up to 10 migraine attacks per month, up to 20 migraine attacks per month, up to 30 migraine attacks per month, 2-5 migraine attacks per month, 5-10 migraine attacks per month, 10-15 migraine attacks per month, 15-20 migraine attacks per month, or 20-30 migraine attacks per month. Treatment may be continued for at least 1 month, at least 2 months, at least 3 months, at least 4 months, at least 5 months, at least 6 months, at least 7 months, at least 8 months, at least 10 months, at least 12 months, at least 18 months, at least 24 months, and/or up to 6 months, up to 12 months, up to 18 months, up to 2 years, up to 5 years, up to 10 years, up to 20 years, up to 50 years, up to 80 years, up to 100 years, or longer.

In other embodiments, the dosage form may be administered weekly for about one, two, three, four, or more consecutive weeks, every other week or bi-weekly, or once every three weeks. This regimen may be repeated once weekly, twice in a month, three times in a month, once monthly, once every two months, once every three months, or as directed by a medical professional.

In certain embodiments, the pharmaceutical composition results in increased bioavailability (e.g., reduced T_{max} , increased C_{max} , increased AUC, etc.) of the meloxicam from the dosage form as compared to a dosage form containing meloxicam but not containing a cyclodextrin, an acid inhibitor, or a buffering agent (such as a bicarbonate). In some embodiments, the bioavailability of meloxicam will increase with multiple dosing. For example, the bioavailability of meloxicam in the dosage form may increase after about 1-10 days of dosing; about 2-6 days of dosing; about 3-5 days of dosing; about 4-6 days of dosing; about 5-8 days of dosing; about 5 days of dosing; about 6 days of dosing; about 7 days of dosing; about 8 days of dosing; about 10 days of dosing; about 15 days of dosing; or time in any range bounded by, or between, any of these values; as compared to the bioavailability of meloxicam in a dosage form not containing a cyclodextrin, an acid inhibitor, or a buffering agent (such as a bicarbonate).

Some of the dosage forms may result in a desired range for an area under the plasma concentration curve (AUC) of meloxicam. For example the dosage with meloxicam may result in an AUC of meloxicam of about 1-150 $\mu\text{g}\cdot\text{hr}/\text{mL}$; about 10-30 $\mu\text{g}\cdot\text{hr}/\text{mL}$; about 20-40 $\mu\text{g}\cdot\text{hr}/\text{mL}$; about 30-50 $\mu\text{g}\cdot\text{hr}/\text{mL}$; about 40-60 $\mu\text{g}\cdot\text{hr}/\text{mL}$; about 50-70 $\mu\text{g}\cdot\text{hr}/\text{mL}$; about 60-80 $\mu\text{g}\cdot\text{hr}/\text{mL}$; about 70-90 $\mu\text{g}\cdot\text{hr}/\text{mL}$; about 80-100 $\mu\text{g}\cdot\text{hr}/\text{mL}$; about 10-100 $\mu\text{g}\cdot\text{hr}/\text{mL}$; about 50-150 $\mu\text{g}\cdot\text{hr}/\text{mL}$; about 25-125 $\mu\text{g}\cdot\text{hr}/\text{mL}$; about 75-150 $\mu\text{g}\cdot\text{hr}/\text{mL}$; about 20-50 $\mu\text{g}\cdot\text{hr}/\text{mL}$; about 40-70 $\mu\text{g}\cdot\text{hr}/\text{mL}$; about 60-90 $\mu\text{g}\cdot\text{hr}/\text{mL}$; about 80-110 $\mu\text{g}\cdot\text{hr}/\text{mL}$; about 100-130 $\mu\text{g}\cdot\text{hr}/\text{mL}$; about 120-150 $\mu\text{g}\cdot\text{hr}/\text{mL}$; or any AUC in a range bounded by, or between, any of these values.

Unless otherwise indicated, the AUC refers to the AUC calculated to the last measured concentration (AUC_{0-t}), such as, over a period of 6 hours (AUC_{0-6}), over a period of 12 hours (AUC_{0-12}), over a period of 24 hours (AUC_{0-24}) or extrapolated to infinity ($\text{AUC}_{0-\infty}$).

In Example 3 below, the AUC_{0-24} of meloxicam in human beings for an oral dosage form containing sodium bicarbonate and sulfobutylether β -cyclodextrin (SBE β CD) was about 27 $\mu\text{g}\cdot\text{hr}/\text{mL}$. This dosage form contained 15 mg of meloxicam.

The 15 mg IV and intramuscular doses also provide an AUC_{0-24} of meloxicam in human beings that is about 27 $\mu\text{g}\cdot\text{hr}/\text{mL}$. The AUC of meloxicam is believed to be approximately dose proportional. So, for this oral dosage form, or for an IV or intramuscular dosage form, a meloxicam dose of, for example, approximately 17 mg to about 30 mg would be expected to result in an AUC_{0-24} of meloxicam of about 30-50 $\mu\text{g}\cdot\text{hr}/\text{mL}$.

For some acute pain conditions, such as migraine and other types of headaches, the AUC for a short period after oral administration, such as an AUC measured over 6 hours (or AUC_{0-6}), may be of particular interest. For example, some dosage forms may result in an AUC_{0-6} of at least about 6 $\mu\text{g}\cdot\text{hr}/\text{mL}$; at least about 7 $\mu\text{g}\cdot\text{hr}/\text{mL}$; at least about 8 $\mu\text{g}\cdot\text{hr}/\text{mL}$; at least about 9 $\mu\text{g}\cdot\text{hr}/\text{mL}$; about 6-10 $\mu\text{g}\cdot\text{hr}/\text{mL}$; about 7-11 $\mu\text{g}\cdot\text{hr}/\text{mL}$; about 8-12 $\mu\text{g}\cdot\text{hr}/\text{mL}$; about 9-13 $\mu\text{g}\cdot\text{hr}/\text{mL}$; or any AUC in a range bounded by, or between, any of these values.

In some embodiments, the dosage form may result in a C_{max} of meloxicam of about 10-2500 ng/mL; about 100-2250 ng/mL; about 500-2000 ng/mL; about 1000-2500 ng/mL; about 1000-2000 ng/mL; about 100-900 ng/mL; about 750-1500 ng/mL; about 1250-2000 ng/mL; about 1500-2300 ng/mL; about 800-1200 ng/mL; about 1900-2400 ng/mL; about 50-500 ng/mL; about 400-950 ng/mL; about 900-1500 ng/mL; about 1100-2200 ng/mL; about 1300-1600 ng/mL; about 1200-1500 ng/mL; about 1400-2100 ng/mL; about 1500-1900 ng/mL; about 1600-2100 ng/mL; about 1700-2000 ng/mL; about 1800-2000 ng/mL; about 1900-2500 ng/mL; about 150-1700 ng/mL; about 1600-1800 ng/mL; about 1700-1900 ng/mL; about 1800-2000 ng/mL; about 1900-2100 ng/mL; about 2000-2200 ng/mL; about 2100-2300 ng/mL; about 2200-2400 ng/mL; about 2300-2500 ng/mL; about 2500-3000 ng/mL; or any C_{max} in a range bounded by, or between, any of these values.

For example, a method described herein may reduce the T_{max} of meloxicam. In some embodiments, the method may include treating a patient to achieve the T_{max} of meloxicam in the patient within about 10 minutes; about 20 minutes; about 30 minutes; about 40 minutes; about 50 minutes; about 60 minutes; about 70 minutes; about 80 minutes; about 90 minutes; about 100 minutes; about 110 minutes; about 120 minutes; about 180 minutes; about 1-10 hr; about 2-9 hr; about 3-7 hr; about 4-6 hr; about 1-5 hr; about 2-7 hr; about 3-8 hr; about 4-9 hr; about 1-4 hr; about 2-5 hr; about 3-6 hr; about 4-7 hr; about 5-8 hr; about 6-9 hr; about 7-10 hr; after administration or any T_{max} in a range bounded by, or between, any of these values.

In some embodiments, an oral dosage form may have a T_{max} of meloxicam that is shorter than would be achieved by administering meloxicam by intramuscular injection. In some embodiments, an oral dosage form may have a T_{max} of meloxicam that is shorter, or may increase meloxicam plasma levels at a faster rate, by a factor of at least about 1.5, about 2, about 3, about 4, about 5, about 6, about 7, about 8, about 9, about 10, about 12, about 15, about 20, or by a factor of about 1.5-1000, about 2-100, about 3-100, about 4-100, about 5-100, about 6-100, about 7-100, about 8-100, about 9-100, about 10-100, about 12-100, about 15-100, about 20-100, or by a factor in a range bounded by any of these values.

The oral dosage form of Example 3 below gave a T_{max} of meloxicam of approximately 30 minutes. The reported T_{max} of intravenous meloxicam is approximately 30 minutes for an infusion or 3 minutes for a bolus. The reported T_{max} of intramuscular meloxicam is approximately 60-84 minutes.

In some embodiments, a dosage form comprising meloxicam may result in a plasma concentration of meloxicam at 12 hours that is about 0.01-0.5 $\mu\text{g}/\text{mL}$; about 0.5-0.7 $\mu\text{g}/\text{mL}$; about 0.6-0.8 $\mu\text{g}/\text{mL}$; about 0.7-0.9 $\mu\text{g}/\text{mL}$; about 0.8-1 $\mu\text{g}/\text{mL}$; about 0.9-1.1 $\mu\text{g}/\text{mL}$; about 1-1.2 $\mu\text{g}/\text{mL}$; about 1.1-1.3 $\mu\text{g}/\text{mL}$; about 1.2-1.4 $\mu\text{g}/\text{mL}$; about 1.3-1.5 $\mu\text{g}/\text{mL}$; about 1.4-1.6 $\mu\text{g}/\text{mL}$; about 1.5-1.7 $\mu\text{g}/\text{mL}$; about 1.6-1.8 $\mu\text{g}/\text{mL}$; about 1.7-1.9 $\mu\text{g}/\text{mL}$; about 1.8-2 $\mu\text{g}/\text{mL}$; about 1.9-2.1 $\mu\text{g}/\text{mL}$; about 2-2.2 $\mu\text{g}/\text{mL}$; about 2.1-2.3 $\mu\text{g}/\text{mL}$; about 2.2-2.4 $\mu\text{g}/\text{mL}$; about 2.3-2.5 $\mu\text{g}/\text{mL}$; about 2.4-2.6 $\mu\text{g}/\text{mL}$; about 2.5-2.7 $\mu\text{g}/\text{mL}$; about 2.6-2.8 $\mu\text{g}/\text{mL}$; about 2.7-2.9 $\mu\text{g}/\text{mL}$; about 2.8-3 $\mu\text{g}/\text{mL}$; about 2.9-3.1 $\mu\text{g}/\text{mL}$; about 3-3.2 $\mu\text{g}/\text{mL}$; about 3.1-3.3 $\mu\text{g}/\text{mL}$; about 3.2-3.4 $\mu\text{g}/\text{mL}$; about 3.3-3.5 $\mu\text{g}/\text{mL}$; about 3.4-3.6 $\mu\text{g}/\text{mL}$; about 3.5-3.7 $\mu\text{g}/\text{mL}$; about 3.6-3.8 $\mu\text{g}/\text{mL}$; about 3.7-3.9 $\mu\text{g}/\text{mL}$; about 3.8-4 $\mu\text{g}/\text{mL}$; or any plasma concentration in a range bounded by, or between, any of these values.

In some embodiments, meloxicam is administered at a dose that results in a meloxicam plasma level (such as a

C_{avg} , or average plasma level) of about 0.01-0.5 $\mu\text{g/mL}$; about 0.5-0.7 $\mu\text{g/mL}$; about 0.6-0.8 $\mu\text{g/mL}$; about 0.7-0.9 $\mu\text{g/mL}$; about 0.8-1 $\mu\text{g/mL}$; about 0.9-1.1 $\mu\text{g/mL}$; about 1-1.2 $\mu\text{g/mL}$; about 1.1-1.3 $\mu\text{g/mL}$; about 1.2-1.4 $\mu\text{g/mL}$; about 1.3-1.5 $\mu\text{g/mL}$; about 1.4-1.6 $\mu\text{g/mL}$; about 1.5-1.7 $\mu\text{g/mL}$; about 1.6-1.8 $\mu\text{g/mL}$; about 1.7-1.9 $\mu\text{g/mL}$; about 1.8-2 $\mu\text{g/mL}$; about 1.9-2.1 $\mu\text{g/mL}$; about 2-2.2 $\mu\text{g/mL}$; about 2.1-2.3 $\mu\text{g/mL}$; about 2.2-2.4 $\mu\text{g/mL}$; about 2.3-2.5 $\mu\text{g/mL}$; about 2.4-2.6 $\mu\text{g/mL}$; about 2.5-2.7 $\mu\text{g/mL}$; about 2.6-2.8 $\mu\text{g/mL}$; about 2.7-2.9 $\mu\text{g/mL}$; about 2.8-3 $\mu\text{g/mL}$; about 2.9-3.1 $\mu\text{g/mL}$; about 3-3.2 $\mu\text{g/mL}$; about 3.1-3.3 $\mu\text{g/mL}$; about 3.2-3.4 $\mu\text{g/mL}$; about 3.3-3.5 $\mu\text{g/mL}$; about 3.4-3.6 $\mu\text{g/mL}$; about 3.5-3.7 $\mu\text{g/mL}$; about 3.6-3.8 $\mu\text{g/mL}$; about 3.7-3.9 $\mu\text{g/mL}$; about 3.8-4 $\mu\text{g/mL}$; about 0.1-20 $\mu\text{g/mL}$; about 0.5-15 $\mu\text{g/mL}$; about 0.5-10 $\mu\text{g/mL}$; about 5-15 $\mu\text{g/mL}$; about 10-20 $\mu\text{g/mL}$; about 7.5-15 $\mu\text{g/mL}$; about 2-10 $\mu\text{g/mL}$; about 1-8 $\mu\text{g/mL}$; about 1-6 $\mu\text{g/mL}$; about 1-2 $\mu\text{g/mL}$; about 0.5-3.5 $\mu\text{g/mL}$; about 0.5-7 $\mu\text{g/mL}$; about 12-20 $\mu\text{g/mL}$; about 8-12 $\mu\text{g/mL}$; about 1-4 $\mu\text{g/mL}$; about 4-7 $\mu\text{g/mL}$; about 7-11 $\mu\text{g/mL}$; about 11-15 $\mu\text{g/mL}$; about 15-19 $\mu\text{g/mL}$; about 16-20 $\mu\text{g/mL}$; or any amount of meloxicam plasma level in a range bounded by, or between, any of these values.

Administration of a dosage form described herein may result in a decreased time to therapeutic plasma concentration of meloxicam. The therapeutic plasma concentration is the C_{avg} for a 15 mg dose of Mobic® meloxicam. In some embodiments, the time to therapeutic plasma concentration of meloxicam (T_{thera}) is about 10-30 minutes, about 10-15 minutes, about 15-20 minutes, about 20-25 minutes, about 25-30 minutes, about 10-20 minutes, about 20-30 minutes, about 16-18 minutes, or about 17 minutes.

A method described herein may reduce the T_{max} of rizatriptan. For example, the method may achieve a T_{max} of rizatriptan in the patient within about 50 minutes; within about 60 minutes; within about 70 minutes; within about 80 minutes; or within about 90 minutes; at about 40-60 minutes, at about 40-45 minutes, at about 45-50 minutes, at about 50-55 minutes, or about 55-60 minutes after administration, or any T_{max} in a range bounded by any of these values.

In some embodiments, the meloxicam and the rizatriptan are administered simultaneously (e.g., in a single dosage form, such as a single oral dosage form), and two hours after the meloxicam and the rizatriptan are administered, the human being experiences greater relief from allodynia, such as cutaneous allodynia than the human being would have experienced two hours after receiving the same amount of meloxicam without the rizatriptan.

In some embodiments, the meloxicam and the rizatriptan are administered simultaneously (e.g., in a single dosage form, such as a single oral dosage form), and twenty-four hours after the meloxicam and the rizatriptan are administered, the human being experiences greater relief from allodynia, such as cutaneous allodynia than the human being would have experienced twenty-four hours after receiving the same amount of meloxicam without the rizatriptan.

In some embodiments, the meloxicam and the rizatriptan are administered simultaneously (e.g., in a single dosage form, such as a single oral dosage form), and two hours after the meloxicam and the rizatriptan are administered, the human being experiences greater relief from allodynia, such as cutaneous allodynia than the human being would have experienced two hours after receiving the same amount of rizatriptan without the meloxicam.

In some embodiments, the meloxicam and the rizatriptan are administered simultaneously (e.g., in a single dosage form, such as a single oral dosage form), and twenty-four

hours after the meloxicam and the rizatriptan are administered, the human being experiences greater relief from allodynia, such as cutaneous allodynia than the human being would have experienced twenty-four hours after receiving the same amount of rizatriptan without the meloxicam.

One embodiment is a method for reducing the risk of gastrointestinal side effects in people taking NSAIDs for pain relief and for other conditions, particularly during chronic treatment, and improving the bioavailability of the NSAID. In one embodiment, the method involves the administration of a product that combines: a) an agent that actively raises intragastric pH; and b) an NSAID that is formulated with a cyclodextrin. In another embodiment, the method involves the administration of a product that combines: a) an agent that actively raises intragastric pH; b) an NSAID that is formulated with a cyclodextrin; and c) a buffering agent. Either short or long acting acid inhibitors can be effectively used in the dosage forms. This method has the added benefit of being able to protect patients from other gastrointestinal ulcerogens whose effect may otherwise be enhanced by the disruption of gastroprotective prostaglandins due to NSAID therapy.

The meloxicam formulation in an aqueous parenteral form may include a buffer to adjust the pH of an aqueous formulation, within a range of about 2 to about 5; about 3.5 to about 5; about 5 to about 11; about 6 to about 9; about 6 to about 8; about 6 to about 7; or any other pH in a range bounded by, or between, any of these values. The meloxicam formulation in an oral form may include a buffer to adjust the pH of stomach fluid within a range of about 2 to about 5; about 3.5 to about 5; about 5 to about 11; about 6 to about 9; about 6 to about 8; about 6 to about 7; or any other pH in a range bounded by, or between, any of these values. Examples of buffers suitable for use herein include sulfate buffers, phosphate buffers, borate buffers, carbonate buffers, citrate buffers, etc.

In some embodiments, the dosage form may be formulated for oral administration, for example, with an inert diluent or with an edible carrier, or it may be enclosed in hard or soft shell gelatin capsules, compressed into tablets, or incorporated directly with the food of the diet. For oral therapeutic administration, the active compound may be incorporated with an excipient and used in the form of ingestible tablets, buccal tablets, coated tablets, troches, capsules, elixirs, dispersions, suspensions, solutions, syrups, wafers, patches, and the like.

Tablets, troches, pills, capsules, and the like may also contain one or more of the following: a binder such as gum tragacanth, acacia, corn starch or gelatin; an excipient, such as dicalcium phosphate; a disintegrating agent such as corn starch, potato starch, alginic acid and the like; a lubricant such as magnesium stearate; a sweetening agent such as sucrose, lactose, or saccharin; or a flavoring agent such as peppermint, oil of wintergreen or cherry flavoring. When the unit dosage form is a capsule, it may contain, in addition to materials of the above type, a liquid carrier. Various other materials may be present as coating, for instance, tablets, pills, or capsules may be coated with shellac, sugar, or both. A syrup or elixir may contain the active compound, sucrose as a sweetening agent, methyl and propylparabens as preservatives, a dye and flavoring, such as cherry or orange flavor. It may be desirable for material in a dosage form or pharmaceutical composition to be pharmaceutically pure and substantially non-toxic in the amounts employed.

Some compositions or dosage forms may be a liquid, or may comprise a solid phase dispersed in a liquid.

The dosage form may further comprise a second therapeutically active agent, such as an acid inhibitor or an analgesic.

In some embodiments, the dosage form may further comprise an acid inhibitor present in an amount effective to raise the gastric pH of a patient to at least 2, to at least 2.5, to at least 3, to at least 3.5, to at least 4, and more to at least 5, when one or more unit dosage forms are administered. The term "acid inhibitor" refers to agents that inhibit gastric acid secretion and increase gastric pH. Specific H₂ blockers, also referred to as H₂ antagonists or histamine H₂ blockers or antagonists, that may be used include but are not limited to cimetidine, ranitidine, ebrotidine, pabutidine, lafutidine, loxidine, famotidine, or combinations thereof.

Other agents that may be effectively used as acid inhibitors are the proton pump inhibitors such as omeprazole, esomeprazole, pantoprazole, lansoprazole, dexlansoprazole, rabeprazole, pariprazole, leminoprazole and tenatoprazole. In some embodiments the daily dose of the acid inhibitor is about 1-200 mg, about 1-100 mg, about 1-50 mg, about 40-80 mg, about 5-50 mg, about 20-40 mg, about 10-50 mg, about 10-20 mg, about 20-40 mg, about 15-50 mg, about 30-60 mg, about 10 mg, about 20 mg, about 30 mg, about 40 mg or any other amount in a range bounded by, or between, any of these values.

Examples of particular proton pump inhibitors include esomeprazole, present in unit dosage forms in an amount of between 5 mg and 50 mg; omeprazole, present in unit dosage forms in an amount of between 5 mg and 50 mg; lansoprazole, present in unit dosage forms in an amount of between 5 mg and 150 mg (and preferably at between 5 mg and 30 mg); and pantoprazole, present in unit dosage forms in an amount of between 10 mg and 200 mg. In some embodiments, the proton pump inhibitor is present in the dosage form in an amount of about 10-30 mg, about 20-40 mg, about 30-50 mg, about 40-60 mg, about 50-70 mg, about 60-80 mg, about 70-90 mg, or about 80-100 mg. Recently, a newer class of acid inhibitor has been developed which competes with potassium at the acid pump. The compounds in this class have been referred to as "reversible proton pump inhibitors" or "acid pump antagonists" and may also be used. Examples include AZD-0865, AR-H047108, CS-526, pumaprazole, revaprazan and soraprazan (see WO9605177 and WO9605199). Other compounds in this group are H-335/25 (AstraZeneca, Dialog file 128, accession number 020806); Sch-28080 (Schering Plough, Dialog file 128, accession number 009663); Sch-32651 (Schering Plough, Dialog file 128, accession number 006883) and SK&F-96067 (CAS Registry no. 115607-61-9).

The second therapeutically active agent may include an analgesic such as a second non-steroidal anti-inflammatory drug, an opioid, a steroid, a triptan, etc. In some embodiments, the dosage form or treatment also further comprises administering a second non-steroidal anti-inflammatory drug in an amount effective to reduce or eliminate pain or inflammation. The NSAID may include, but is not limited to, celecoxib, rofecoxib, lumiracoxib, valdecoxib, parecoxib, etoricoxib, CS-502, JTE-522, L-745,337, NS398, aspirin, acetaminophen (considered to be an NSAID for the purposes of the present disclosure), ibuprofen, flurbiprofen, ketoprofen, naproxen, oxaprozin, etodolac, indomethacin, ketorolac, lornoxicam, meloxicam, piroxicam, droxicam, tenoxicam, nabumetone, diclofenac, meclofenamate, mefenamic acid, diflunisal, sulindac, tolmetin, fenoprofen, suprofen, benoxaprofen, aceclofenac, tolfenamic acid, oxyphenbutazone, azapropazone, phenylbutazone, or combinations thereof. It will be understood that, for the purposes of the

present disclosure, reference to an acid inhibitor, NSAID, or analgesic agent will include all of the common forms of these compounds and, in particular, their pharmaceutically acceptable salts. The amounts of NSAIDs which are therapeutically effective may be lower in the current embodiments than otherwise found in practice due to potential positive kinetic interaction and NSAID absorption in the presence of an acid inhibitor, and or in the presence of a buffering agent.

In other embodiments, the dosage form or treatment may further comprise administering an opioid in an amount effective to reduce or eliminate pain or inflammation. The opioid may include, but is not limited to, (dextro)propoxyphene, A-methylfentanyl, alfentanil, allylprodine, bezitramide, buprenorphine, butorphanol, carfentanyl, desmethylylprodine, dextromoramide, dezocine, diacetylmorphine, dihydrocodeinone, dihydroetorphine, dimorphone, diphenoxylate, dipipanone, etorphine, fentanyl, ketobemidone, lefetamine, levacetylmethadol, levomethorphan, levorphanol, loperamide, meperidine, meptazinol, methadone, methylmorphine, morphine, nalbuphine, nalmefene, naloxone, naltrexone, nicomorphine, ohmfentanyl, oripavine, oxycodone, oxymorphone, PEPAP, paramorphine, pentazocine, phenazocine, piritramide, prodine, remifentanyl, sufentanyl, tapentadol, tilidine, tramadol, or combinations thereof.

Useful triptans may include sumatriptan, rizatriptan, naratriptan, eletriptan, donitriptan, almotriptan, frovatriptan, alvirriptan, zolmatriptan, etc. In some embodiments, the triptan comprises rizatriptan. In some embodiments, the dosage form may contain about 1-5 mg, about 2-6 mg, about 3-7 mg, about 4-8 mg, about 5-10 mg, about 6-11 mg, about 7-12 mg, about 8-13 mg, about 9-14 mg, about 10-15 mg, about 15-20 mg, or about 20-30 mg, of the triptan, such as rizatriptan, or any amount in a range bounded by any of these values.

In some embodiments; a dosage form comprising the subject combination may contain rizatriptan in an amount of about 1-50 mg; about 1-10 mg; about 10-20 mg; about 20-30 mg; about 30-40 mg; or about 40-50 mg; about 10-40 mg; about 1-35 mg; about 1-25 mg; about 1-15 mg; about 1-10 mg; about 5-20 mg; about 1-5 mg; about 2-6 mg; about 3-7 mg; about 4-8 mg; about 5-10 mg; about 6-11 mg; about 7-12 mg; about 8-13 mg; about 9-11 mg; about 9-14 mg; about 10-15 mg; about 11-16 mg; about 12-17 mg; about 13-18 mg; about 14-19 mg; about 15-20 mg; about 5-15 mg; about 0.5 mg; about 1 mg; about 1.5 mg; about 2 mg; about 2.5 mg; about 3 mg; about 3.5 mg; about 4 mg; about 4.5 mg; about 5 mg; about 6 mg; about 7 mg; about 7.5 mg; about 8 mg, about 9 mg, about 10 mg; about 15 mg; about 20 mg, about 25 mg, about 30 mg; or any amount in a range bounded by, or between, any of these values.

For acute migraines, the amount of meloxicam and/or rizatriptan in a single dose, or the AUC of the meloxicam and/or rizatriptan associated with a single dose, is of particular interest. For example, after a single dose, the symptoms may be relieved for an extended period of time, such that, in the short term, repeated doses may not be needed. For more continuous conditions, including more chronic, continuous, or frequent migraine symptoms, daily, weekly, or monthly doses may be of particular interest.

For any amounts of rizatriptan described herein, salt forms of rizatriptan may be present in the amounts recited above, or amounts that are molar equivalents to these amounts for the rizatriptan free base. For example, assuming that the molecular weight of rizatriptan free base is 269.3 g/mol, 10 mg of rizatriptan is 37.1 mmol of rizatriptan. Thus, a molar equivalent of 10 mg of rizatriptan free base would

be the mass of 37.1 mmol of that salt form. For example, for the benzoate salt (mw=391.2 g/mol), the molar equivalent of 10 mg of the free base (or 37.1 mmol), would be 14.5 mg. These doses may be safe for repeated administration, such as 1, 2, 3, or 4 times a day, or repeated at an interval of 2 days, 3 days, 4 days, 5 days, 6 days, 7 days, 8 days, 9 days, 10 days, 11 days, 12 days, 13 days, 14 days, 15 days, 16 days, 17 days, 18 days, 19 days, 20 days, 21 days, 22 days, 23 days, 24 days, 25 days, 26 days, 27 days, 28 days, 29 days, 30 days, 31 days, 4 weeks, 4-6 weeks, about 1-2 months, about 6 weeks, about 2-3 months, about 3-4 months, about 4-5 months, about 5-6 months, about 6-7 months, about 7-8 months, about 8-9 months, about 9-10 months, about 10-11 months, about 11-12 months, etc.

A pharmaceutical composition may be in the form of a tablet or capsule that has: (a) the acid inhibitor; and/or (b) a buffering agent; and (c) the non-steroidal anti-inflammatory drug (NSAID) present in an amount effective to reduce or eliminate pain or inflammation in a patient upon administration of one or more of said unit dosage forms. The components of the pharmaceutical composition may be in an immediate or extended release form individually or in total.

The term "unit dosage form" as used herein refers to a single entity for drug administration. For example, a single tablet or capsule combining both an acid inhibitor and an NSAID would be a unit dosage form. A "unit dosage form" (or "unit dose form") may also be referred to as a "fixed dosage form" (or "fixed dose form") or "fixed dosage combination" (or "fixed dose combination") and are otherwise interchangeable. In one embodiment, the unit dosage form is a multilayer tablet.

In another embodiment, the unit dosage form is suitable for oral administration to a patient. In yet another embodiment, the unit dosage form is a tablet. In still another embodiment, the unit dosage form is a multilayer tablet comprising a single core and one or more layers outside of the core.

Some dosage forms may comprise a first layer comprising meloxicam, an SBE β CD, and a bicarbonate; and a second layer comprising a second therapeutically active agent and a bicarbonate.

The first layer may contain, for example, any amount of meloxicam in one of the ranges recited above. For example, all of the meloxicam in the dosage form may be present in the first layer. The second layer may contain all of the second therapeutically active agent, such that any amount in the ranges recited above with respect to the second therapeutically active agent may apply to the second layer.

In some embodiments, the first layer contains about 10-200 mg, about 50-150 mg, about 50-100 mg, about 70-120 mg, about 90-140 mg, or about 100 mg of the bicarbonate, such as sodium bicarbonate, or any amount of the bicarbonate in a range bounded by any of these values.

In some embodiments, the second layer contains about 100-500 mg, about 200-500 mg, about 300-500 mg, about 350-450 mg, about 380-420 mg, or about 400 mg of the bicarbonate, such as sodium bicarbonate, or any amount of the bicarbonate in a range bounded by any of these values.

In some embodiments, the pharmaceutical composition may have an effective amount of meloxicam, a cyclodextrin, and a carbonate or bicarbonate to increase bioavailability of meloxicam. In other embodiments, the pharmaceutical composition may have an effective amount of meloxicam, sulfobutylether- β -cyclodextrin (SBE β CD), and sodium bicarbonate to increase bioavailability of meloxicam or reduce the T_{max} of meloxicam.

Some oral dosage forms may have enteric coatings or film coatings. In some embodiments, a dosage form may comprise a tablet or a capsule having an enteric coating. In some embodiments, a dosage form may comprise a tablet or a capsule having a film coating.

An embodiment of the present disclosure is directed to a pharmaceutical composition in unit dosage form suitable for administration to a patient, comprising:

- (a) esomeprazole, which may or may not be surrounded by an enteric coating;
- (b) sodium or potassium bicarbonate and/or sodium or potassium carbonate; and
- (c) meloxicam, which may or may not be formulated with a cyclodextrin, and which may or may not be surrounded by an enteric coating

An embodiment of the present disclosure is directed to a pharmaceutical composition in unit dosage form suitable for administration to a patient for treat a disease, a condition, or disorder, such as migraine, comprising:

- (1) an inclusion complex of a meloxicam and a sulfobutyl β -cyclodextrin (SBE β CD);
- (2) a bicarbonate, such as sodium bicarbonate or potassium bicarbonate; and
- (3) a triptan, such as rizatriptan.

In certain embodiments, the pharmaceutical composition results in faster release or dissolution of the meloxicam from the dosage form as compared to a dosage form containing meloxicam but not containing the acid inhibitor, or not containing the buffering agent.

A dosage form comprising a combination of rizatriptan, and meloxicam (a "subject combination") may be used to treat migraine. The subject combination may be used for the acute treatment of migraine. The subject combination may provide substantially greater and more sustained migraine pain relief compared to rizatriptan, meloxicam, or placebo. The subject combination may provide rapid relief of migraine pain. The subject combination may significantly reduce the use of rescue medication compared to rizatriptan, meloxicam and placebo. The migraine patients being treated with a combination of rizatriptan, and meloxicam described herein may have a history of inadequate response to prior acute treatments. The migraine patients being treated with a combination of rizatriptan, and meloxicam described herein may have allodynia, such as cutaneous allodynia. The migraine patients being treated with a combination of rizatriptan, and meloxicam described herein may have severe pain intensity. The migraine patients being treated with a combination of rizatriptan, and meloxicam described herein may have obesity. The migraine patients being treated with a combination of rizatriptan, and meloxicam described herein may have morning migraine. The migraine patients being treated with a combination of rizatriptan, and meloxicam described herein may have a total mean score of the Migraine Treatment Optimization Questionnaire (mTOQ-4) of less than 7, such as 1-2, 2-3, 3-4, 4-5, 5-6, or 6-7. The migraine patients being treated with a combination of rizatriptan, and meloxicam described herein may have allodynia, such as cutaneous allodynia, severe pain intensity, obesity, morning migraine, a total mean score of the mTOQ-4 of less than 7, and a history of inadequate response to prior acute treatments. A dosage form comprising a combination of rizatriptan, and meloxicam described herein is safe and well tolerated in the migraine patients being treated.

A dosage form comprising a combination of rizatriptan, and meloxicam described herein may provide rapid relief of migraine pain in less than 15 minutes, about 15 minutes, less

than 30 minutes, 15-30 minutes, less than 1 hour, 0.5-0.75 hour, or 0.75-1 hour post dose. The combination of rizatriptan and meloxicam described herein may provide relief of migraine pain that is numerically greater than rizatriptan at less than 15 minutes, about 5 minutes, about 5-10 minutes, about 10-15 minutes, about 15 minutes, about 15-30 minutes, about 30-45 minutes, about 45-60 minutes, about 1-1.5 hours, about 1.5-2 hours, about 2-2.5 hours, about 2.5-3 hours, about 3-3.5 hours, about 3.5-4 hours, about 4-5 hours, about 5-6 hours, about 6-8 hours, about 8-10 hours, about 10-12 hours, about 12-24 hours, about 24-48 hours, or longer, post dose. The percentage of migraine patients reporting pain relief with the treatment of a combination of rizatriptan, and meloxicam described herein may be 1-100%, 3-100%, 4-100%, 5-100%, 3-5%, 5-10%, 10-20%, 20-30%, 30-40%, 40-50%, 50-60%, 60-70%, 70-80%, 80-90%, 90-95%, or 95-100%.

The migraine patients receiving a dosage form comprising a combination of rizatriptan and meloxicam described herein ("subject combination") may achieve pain freedom at less than 2 hours, about 2 hours, about 2-3 hours, about 3-4 hours, about 4-6 hours, about 6-8 hours, about 8-10 hours, about 10-12 hours, about 12-16 hours, about 16-20 hours, about 20-24 hours, about 24-30 hours, about 30-36 hours, about 36-40 hours, about 40-44 hours, about 44-48 hours, or longer post dose.

The percentage of migraine patients achieving pain freedom increases over time after receiving a dose of a combination of rizatriptan and meloxicam described herein. For example, at 2 h post dose, the percentage of migraine patients achieving pain freedom may be about 15-25%, about 15-20%, about 20%, about 20-25%. At 4 h post dose, the percentage of migraine patients achieving pain freedom may be about 30-50%, about 30-40%, about 40%, about 40-45%, about 45-47%, about 47-50%. At 12 h post dose, the percentage of migraine patients achieving pain freedom may be about 45-70%, about 45-50%, about 50-55%, about 55-60%, about 56-57%, about 60-65%, about 65-70%. At 16 h post dose, the percentage of migraine patients achieving pain freedom may be about 45-70%, about 45-50%, about 50-55%, about 55-60%, about 58-59%, about 60-65%, about 65-70%. The combination of rizatriptan and meloxicam described herein may provide significant improvement over rizatriptan in pain freedom in the migraine patients. There may be about 2-10%, 2-3%, 3-5%, 5-7%, 6-7%, 7-8%, 8-9%, or 9-10% more migraine patients receiving the combination of rizatriptan, and meloxicam described herein achieving pain freedom than the migraine patients receiving rizatriptan at 2-16 hours post dose with an improvement of about 10-25%, 10-15%, 14-15%, 15-16%, 16-17%, 17-18%, 18-19%, 19-20%, 20-21%, or 21-25%. For example, at 4 hours post dose, if about 40% migraine patients receiving the subject combination achieve pain freedom, while 33% migraine patients receiving rizatriptan achieve pain freedom, then the improvement of the subject combination is about 21% $[(40-33)/33 \times 100\%]$. The improvement with the subject combination over meloxicam may be bigger than over rizatriptan in migraine patients achieving pain freedom. For example, the improvement with the subject combination over meloxicam in migraine patients achieving pain freedom may be about 25-75%, 25-30%, 27-28%, 28-29%, 30-40%, 40-50%, 50-60%, 55-50%, 60-70%, 65-75%, or 70-75% at 2-16 hours post dose.

There may be at least 50%, at least 60%, at least 70%, at least 80%, about 70-80%, about 80-90%, about 90-95%, about 80% of migraine patients receiving the combination of rizatriptan and meloxicam described herein ("subject com-

bination") achieving pain freedom at 2 hours may maintain it through 24 hours post dose. The increase of the number of migraine patients (or improvement) achieving sustained pain freedom from 2-24 hours post dose of the subject combination may be about 35-55%, about 35-40%, about 40-45%, about 45-50%, or about 50-55% as compared to administering rizatriptan. The increase of the number of migraine patients (or improvement) achieving sustained pain freedom from 2-24 hours post dose of the subject combination may be about 100-165%, about 100-110%, about 110-120%, about 120-130%, about 130-140%, about 140-150%, about 150-160%, or about 160-165% as compared to administering meloxicam.

The increase of the number of migraine patients (or improvement) achieving sustained pain relief from 2-24 hours post dose of the subject combination may be about 15-30%, about 15-20%, about 20-25%, about 25-30%, about 20-22%, or about 21% as compared to administering rizatriptan. The increase of the number of migraine patients (or improvement) achieving sustained pain relief from 2-24 hours post dose of the subject combination may be about 20-35%, about 20-25%, about 25-30%, about 30-35%, about 25-26%, about 26-27%, about 27-28%, about 28-30%, or about 27% as compared to administering meloxicam.

There may be at least 50%, at least 60%, at least 70%, at least 80%, about 70-80%, about 80-90%, about 90-95%, or about 77% of migraine patients receiving the combination of rizatriptan and meloxicam described herein ("subject combination") achieving pain freedom at 2 hours may maintain it through 48 hours post dose. The increase of the number of migraine patients (or improvement) achieving sustained pain freedom from 2-48 hours post dose of the subject combination may be about 60-90%, about 60-70%, about 70-75%, about 75-80%, about 80-90%, or about 75% as compared to administering rizatriptan. The increase of the number of migraine patients (or improvement) achieving sustained pain freedom from 2-48 hours post dose of the subject combination may be about 70-110%, about 70-80%, about 80-90%, about 90-100%, about 100-110%, or about 90% as compared to administering meloxicam.

The increase of the number of migraine patients (or improvement) achieving sustained pain relief from 2-48 hours post dose of the subject combination may be about 20-35%, about 20-25%, about 25-30%, about 30-35%, about 25-26%, about 26-27%, about 27-28%, about 28-20%, or about 27% as compared to administering rizatriptan. The increase of the number of migraine patients (or improvement) achieving sustained pain relief from 2-48 hours post dose of the subject combination may be about 15-30%, about 15-20%, about 20-25%, about 25-30%, about 20-21%, about 21-22%, about 22-23%, about 23-24%, about 24-25%, or about 23% as compared to administering meloxicam.

There may be at least 50%, at least 60%, at least 70%, about 60-65%, about 65-70%, about 70-75%, about 75-80%, about 80-85%, about 85-90%, about 90-95%, or about 77% of migraine patients receiving the combination of rizatriptan and meloxicam described herein ("subject combination") may not require rescue medication. The decrease of the number of migraine patients who took rescue medication through 24 hours post dose of the subject combination may be about 35-60%, about 35-40%, about 40-45%, about 45-50%, about 50-55%, about 55-60%, about 47-48%, or about 47% as compared to administering placebo. The decrease of the number of migraine patients who took rescue medication through 24 hours post dose of the subject combination may be about 25-45%, about 25-30%, about 30-35%, about 35-40%, about 40-45%, about 34-36%, or

about 35% as compared to administering meloxicam. The decrease of the number of migraine patients who took rescue medication through 24 hours post dose of the subject combination may be about 25-40%, about 25-30%, about 30-35%, about 35-40%, about 33-35%, or about 34% as compared to administering rizatriptan. In some embodiments, the migraine patient does not take rescue medication in the 24 hours after the subject combination is administered.

The following embodiments are contemplated:

Embodiment 1. An inclusion complex of meloxicam in a cyclodextrin.

Embodiment 2. A dosage form comprising: 1) the inclusion complex of embodiment 1, or 2) meloxicam and a carbonate or a bicarbonate.

Embodiment 3. The dosage form of embodiment 2 comprising the inclusion complex, wherein the cyclodextrin comprises substituted β -cyclodextrin.

Embodiment 4. The dosage form of embodiment 3, wherein the substituted β -cyclodextrin is a sulfobutyl ether β -cyclodextrin (SBE β CD) or hydroxypropyl β -cyclodextrin (HPBCD).

Embodiment 5. The dosage form of embodiment 4, wherein the cyclodextrin is the SBE β CD.

Embodiment 6. The dosage form of embodiment 5, wherein the SBE β CD has about 6 to about 7 sulfobutyl ether groups for each molecule of β -cyclodextrin.

Embodiment 7. The dosage form of embodiment 6, wherein the meloxicam and the SBE β CD have a molar ratio of about 0.8 to about 1.2.

Embodiment 8. The dosage form of embodiment 6, wherein the meloxicam and the SBE β CD have a molar ratio of about 1.

Embodiment 9. The dosage form of embodiment 2, 3, 4, 5, 6, 7, or 8, comprising a bicarbonate.

Embodiment 10. The dosage form of embodiment 9, wherein the bicarbonate comprises sodium bicarbonate.

Embodiment 11. The dosage form of embodiment 2, 3, 4, 5, 6, 7, 8, 9, or 10, which is an oral dosage form.

Embodiment 12. The dosage form of embodiment 2, 3, 4, 5, 6, 9, 10, or 11, wherein about 50 mg to about 200 mg of SBE β CD is present in the dosage form.

Embodiment 13. The dosage form of embodiment 2, 3, 4, 5, 6, 7, 8, 9, 10, 11, or 12, wherein the carbonate or bicarbonate is present in an amount in a range of about 400 mg to about 600 mg.

Embodiment 14. The dosage form of embodiment 2, 3, 4, 5, 6, 7, 8, 9, 10, 11, 12, or 13, wherein the T_{max} of meloxicam is decreased as compared to a dosage form not having a carbonate, a bicarbonate, or a cyclodextrin.

Embodiment 15. The method of embodiment 14, wherein the T_{max} of meloxicam is achieved in the patient at a time in a range of about 10 minutes to about 180 minutes after administration.

Embodiment 16. The dosage form of embodiment 2, 3, 4, 5, 6, 7, 8, 9, 10, 11, 12, 13, 14, or 15, having an oral bioavailability of meloxicam that is higher than a dosage form not having a carbonate, a bicarbonate, or a cyclodextrin.

Embodiment 17. The dosage form of embodiment 2, 3, 4, 5, 6, 7, 8, 9, 10, 11, 12, 13, 14, 15, 16, 17, 18, 19, or 20, further comprising an acid inhibitor.

Embodiment 18. The dosage form of embodiment 17, wherein the acid inhibitor is a proton pump inhibitor.

Embodiment 19. The dosage form of embodiment 18, wherein the proton pump inhibitor is esomeprazole.

Embodiment 20. The dosage form of embodiment 19, wherein about 30 mg to about 50 mg of esomeprazole is present in the dosage form.

Embodiment 21. A method of administering meloxicam orally, comprising orally administering a dosage form of embodiment 2, 3, 4, 5, 6, 7, 8, 9, 10, 11, 12, 13, 14, 15, 16, 17, 18, 19, or 20 to a patient in need of treatment.

Embodiment 22. The method of embodiment 21, wherein the dosage form is administered to treat pain.

Embodiment 23. The method of embodiment 21, wherein the dosage form is administered to treat inflammatory pain.

Embodiment 24. The method of embodiment 21, wherein the dosage form is administered to treat osteoarthritis, rheumatoid arthritis, or juvenile rheumatoid arthritis.

Embodiment 25. A method of administering meloxicam intravenously, comprising intravenously administering a dosage form of embodiment 2, 3, 4, 5, 6, 7, 8, 9, 10, 12, 13, 14, or 15, to a patient in need of treatment.

Embodiment 26. The method of embodiment 21, wherein the dosage form is administered to treat migraine.

Embodiment 27. A dosage form comprising: 1) the inclusion complex of meloxicam in a cyclodextrin, 2) a bicarbonate, and 3) a triptan.

Embodiment 28. The dosage form of embodiment 27, wherein the triptan is rizatriptan.

Embodiment 29. The dosage form of embodiment 27, wherein the bicarbonate comprises sodium bicarbonate.

Embodiment 30. The dosage form of embodiment 27, wherein the cyclodextrin is a sulfobutyl ether β -cyclodextrin (SBE β CD).

Embodiment 31. The dosage form of embodiment 30, wherein the SBE β CD has about 6 to about 7 sulfobutyl ether groups for each molecule of β -cyclodextrin.

Embodiment 32. The dosage form of embodiment 30, wherein the meloxicam and the SBE β CD have a molar ratio of about 0.8 to about 1.2.

Embodiment 33. The dosage form of embodiment 32, wherein the meloxicam and the SBE β CD have a molar ratio of about 1.

Embodiment 34. The dosage form of embodiment 27, 28, 29, 30, 31, 32, or 33, which is an oral dosage form.

Embodiment 35. The dosage form of embodiment 27, 28, 29, 30, 31, 32, 33, or 34, wherein about 50 mg to about 200 mg of SBE β CD is present in the dosage form.

Embodiment 36. The dosage form of embodiment 27, 28, 29, 30, 31, 32, 33, 34, or 35, wherein the bicarbonate is present in an amount of about 400 mg to about 1000 mg.

Embodiment 37. A method of treating migraine, comprising administering a dosage form comprising meloxicam, at least 400 mg of a bicarbonate, and a rizatriptan to a human being suffering from migraine; wherein the T_{max} of rizatriptan in the dosage form is shorter than that in a reference dosage form comprising a) same amount of rizatriptan; 2) no meloxicam; and c) no bicarbonate.

Embodiment 38. A method of treating migraine, comprising administering meloxicam and about 8 mg to about 13 mg of rizatriptan, based upon the weight of the rizatriptan in the free base form, to a human being who is suffering from an acute attack of migraine pain or migraine aura, wherein the meloxicam and the rizatriptan are administered within about 30 minutes of one another, wherein administering the meloxicam to the human being results in a T_{max} of meloxicam of 110 minutes or less, and an AUC_{0-24} of meloxicam of about 30 $\mu\text{g}\cdot\text{hr}/\text{mL}$ to about 50 $\mu\text{g}\cdot\text{hr}/\text{mL}$.

Embodiment 39. A pharmaceutical dosage form comprising:
1) about 0.028 mmol to about 0.085 mmol of meloxicam in a free acid or a salt form, 2) about 0.019 mmol to about 0.056 mmol of rizatriptan in a free base or a salt form, 3) about 100 mg to about 175 mg of a sulfobutylether- β -cyclodextrin (SBE β CD), and 4) about 400 mg to about 600 mg of sodium bicarbonate.

Embodiment 40. A method of treating migraine comprising: selecting a human migraine patient with a history of inadequate response to prior migraine treatments, and orally administering a dosage form to the migraine patient, wherein the dosage form comprises a combination of: 1) meloxicam (optionally in a complex with a sulfobutyl ether β -cyclodextrin (SBE β CD)), 2) a bicarbonate, and 3) a rizatriptan.

Embodiment 41. The method of embodiment 40, wherein the human migraine patient experiences relief of the migraine pain as a result of orally administering the dosage form to the migraine patient.

Embodiment 42. The method of embodiment 40 or 41, wherein the human migraine patient is free of migraine pain two hours after the dosage form is orally administered to the human migraine patient.

Embodiment 43. The method of embodiment 40, 41, or 42, wherein the migraine patient experiences a reduction in nausea as a result of orally administering the dosage form to the migraine patient.

Embodiment 44. The method of embodiment 40, 41, 42, or 43, wherein the human migraine patient is free of nausea two hours after the dosage form is orally administered to the human migraine patient.

Embodiment 45. The method of embodiment 40, 41, 42, 43, or 44, wherein the migraine patient experiences a reduction in photophobia as a result of orally administering the dosage form to the migraine patient.

Embodiment 46. The method of embodiment 40, 41, 42, 43, 44, or 45, wherein the human migraine patient is free of photophobia two hours after the dosage form is orally administered to the human migraine patient.

Embodiment 47. The method of embodiment 40, 41, 42, 43, 44, 45, or 46, wherein the migraine patient experiences a reduction in phonophobia as a result of orally administering the dosage form to the migraine patient.

Embodiment 48. The method of embodiment 40, 41, 42, 43, 44, 45, 46, or 47, wherein the human migraine patient is free of phonophobia two hours after the dosage form is orally administered to the human migraine patient.

Embodiment 49. The method of embodiment 40, 41, 42, 43, 44, 45, 46, 47, or 48, wherein the dosage form contains 400 mg to 600 mg of the bicarbonate.

Embodiment 50. The method of embodiment 40, 41, 42, 43, 44, 45, 46, 47, 48, or 49, wherein the dosage form contains about 5 mg to about 50 mg of meloxicam.

Embodiment 51. The method of embodiment 40, 41, 42, 43, 44, 45, 46, 47, 48, 49, or 50, wherein the dosage form contains about 50 mg to about 200 mg of the SBE β CD.

Embodiment 52. The method of embodiment 40, 41, 42, 43, 44, 45, 46, 47, 48, 49, 50, or 51, wherein the dosage form is a solid oral dosage form having a shorter T_{max} of meloxicam in the human being than a reference dosage form that: 1) contains the same amount of meloxicam, 2) does not contain an SBE β CD, and 3) does not contain a bicarbonate.

Embodiment 53. The method of embodiment 40, 41, 42, 43, 44, 45, 46, 47, 48, 49, 50, 51, or 52, wherein about 1 mg

to about 50 mg of the rizatriptan is present in the oral dosage form based upon the weight of the rizatriptan in the free base form.

Embodiment 54. The method of embodiment 53, wherein the rizatriptan is present in a salt form in an amount that is a molar equivalent of about 10 mg of the rizatriptan in the free base form.

Embodiment 55. The method of embodiment 53 or 54, wherein the rizatriptan is present as rizatriptan benzoate.

Embodiment 56. The method of embodiment 40, 41, 42, 43, 44, 45, 46, 47, 48, 49, 50, 51, 52, 53, 54, or 55, wherein the oral dosage form contains about 10 mg to about 30 mg of meloxicam.

Embodiment 57. The method of embodiment 56, wherein the oral dosage form contains about 20 mg of meloxicam.

Embodiment 58. The method of embodiment 56, wherein the oral dosage form contains about 15 mg of meloxicam.

Embodiment 59. The method of embodiment 40, 41, 42, 43, 44, 45, 46, 47, 48, 49, 50, 51, 52, 53, 54, 55, 56, 57, or 58, wherein the SBE β CD has about 6 to about 7 sulfobutyl ether groups for each molecule of β -cyclodextrin.

Embodiment 60. The method of embodiment 40, 41, 42, 43, 44, 45, 46, 47, 48, 49, 50, 51, 52, 53, 54, 55, 56, 57, 58, or 59, wherein the oral dosage form contains about 50 mg to about 150 mg of the SBE β CD.

Embodiment 61. The method of embodiment 60, wherein the oral dosage form contains about 100 mg of the SBE β CD.

Embodiment 62. The method of embodiment 40, 41, 42, 43, 44, 45, 46, 47, 48, 49, 50, 51, 52, 53, 54, 55, 56, 57, 58, 59, 60, or 61, wherein the molar ratio of the SBE β CD to meloxicam is about 0.5 to about 2.

Embodiment 63. The method of embodiment 62, wherein the molar ratio of the SBE β CD to meloxicam is about 0.8 to about 1.2.

Embodiment 64. The method of embodiment 62, wherein the molar ratio of the SBE β CD to meloxicam is about 1.

Embodiment 65. The method of embodiment 40, 41, 42, 43, 44, 45, 46, 47, 48, 49, 50, 51, 52, 53, 54, 55, 56, 57, 58, 59, 60, 61, 62, 63, or 64, wherein the oral dosage form contains about 10 mg to about 40 mg of meloxicam, and about 5 mg to about 50 mg of rizatriptan.

Embodiment 66. The method of embodiment 40, 41, 42, 43, 44, 45, 46, 47, 48, 49, 50, 51, 52, 53, 54, 55, 56, 57, 58, 59, 60, 61, 62, 63, 64, or 65, wherein the oral dosage form contains SBE β CD that is in a weight ratio to rizatriptan that is within a range of about 1 to about 100.

Embodiment 67. The method of embodiment 66, wherein the oral dosage form contains SBE β CD that is in a weight ratio to rizatriptan that is about 10.

Embodiment 68. The method of embodiment 40, 41, 42, 43, 44, 45, 46, 47, 48, 49, 50, 51, 52, 53, 54, 55, 56, 57, 58, 59, 60, 61, 62, 63, 64, 65, 66, or 67, wherein the bicarbonate comprises sodium bicarbonate.

Embodiment 69. The method of embodiment 68, wherein the oral dosage form contains 500 mg of sodium bicarbonate.

Embodiment 70. The method of embodiment 40, 41, 42, 43, 44, 45, 46, 47, 48, 49, 50, 51, 52, 53, 54, 55, 56, 57, 58, 59, 60, 61, 62, 63, 64, 65, 66, 67, 68, or 69, wherein the oral dosage form has been shown to have a median T_{max} of meloxicam that is less than about 90 minutes in fasted human subjects.

Embodiment 71. The method of embodiment 70, wherein the oral dosage form has been shown to have a median T_{max} of meloxicam that is less than about 2 hours in fasted human subjects.

Embodiment 72. The method of embodiment 52, 53, 54, 55, 56, 57, 58, 59, 60, 61, 62, 63, 64, 65, 66, 67, 68, 69, 70, or 71, wherein the oral dosage form has been shown to have faster time to therapeutic plasma concentration in the human being as compared to the reference dosage form. 5

Embodiment 73. A method of treating migraine comprising: selecting a human migraine patient with a history of inadequate response to prior migraine treatments, and orally administering a dosage form to the migraine patient, wherein the dosage form comprises a combination of: 1) meloxicam (optionally in a complex with a sulfobutyl ether β -cyclodextrin (SBE β CD)), 2) a bicarbonate, and 3) a rizatriptan, wherein the human migraine patient experiences relief of the migraine pain as a result of orally administering the dosage form to the migraine patient. 10 15

Embodiment 74. A method of treating migraine comprising: selecting a human migraine patient with a history of inadequate response to prior migraine treatments, and orally administering a dosage form to the migraine patient, wherein the dosage form comprises a combination of: 1) meloxicam (optionally in a complex with a sulfobutyl ether β -cyclodextrin (SBE β CD)), 2) a bicarbonate, and 3) a rizatriptan, wherein the human migraine patient is free of migraine pain two hours after the dosage form is orally administered to the human migraine patient. 20 25

Embodiment 75. A method of treating migraine comprising: selecting a human migraine patient with a history of inadequate response to prior migraine treatments, and orally administering a dosage form to the migraine patient, wherein the dosage form comprises a combination of: 1) meloxicam (optionally in a complex with a sulfobutyl ether β -cyclodextrin (SBE β CD)), 2) a bicarbonate, and 3) a rizatriptan, wherein the migraine patient experiences a reduction in nausea as a result of orally administering the dosage form to the migraine patient. 30 35

Embodiment 76. A method of treating migraine comprising: selecting a human migraine patient with a history of inadequate response to prior migraine treatments, and orally administering a dosage form to the migraine patient, wherein the dosage form comprises a combination of: 1) meloxicam (optionally in a complex with a sulfobutyl ether β -cyclodextrin (SBE β CD)), 2) a bicarbonate, and 3) a rizatriptan, wherein the human migraine patient is free of nausea two hours after the dosage form is orally administered to the human migraine patient. 40 45

Embodiment 77. A method of treating migraine comprising: selecting a human migraine patient with a history of inadequate response to prior migraine treatments, and orally administering a dosage form to the migraine patient, wherein the dosage form comprises a combination of: 1) meloxicam (optionally in a complex with a sulfobutyl ether β -cyclodextrin (SBE β CD)), 2) a bicarbonate, and 3) a rizatriptan, wherein the migraine patient experiences a reduction in photophobia as a result of orally administering the dosage form to the migraine patient. 50 55

Embodiment 78. A method of treating migraine comprising: selecting a human migraine patient with a history of inadequate response to prior migraine treatments, and orally administering a dosage form to the migraine patient, wherein the dosage form comprises a combination of: 1) meloxicam (optionally in a complex with a sulfobutyl ether β -cyclodextrin (SBE β CD)), 2) a bicarbonate, and 3) a rizatriptan, wherein the human migraine patient is free of photophobia two hours after the dosage form is orally administered to the human migraine patient. 60 65

Embodiment 79. A method of treating migraine comprising: selecting a human migraine patient with a history of inadequate response to prior migraine treatments, and orally administering a dosage form to the migraine patient, wherein the dosage form comprises a combination of: 1) meloxicam (optionally in a complex with a sulfobutyl ether β -cyclodextrin (SBE β CD)), 2) a bicarbonate, and 3) a rizatriptan, wherein the migraine patient experiences a reduction in phonophobia as a result of orally administering the dosage form to the migraine patient.

Embodiment 80. A method of treating migraine comprising: selecting a human migraine patient with a history of inadequate response to prior migraine treatments, and orally administering a dosage form to the migraine patient, wherein the dosage form comprises a combination of: 1) meloxicam (optionally in a complex with a sulfobutyl ether β -cyclodextrin (SBE β CD)), 2) a bicarbonate, and 3) a rizatriptan, wherein the human migraine patient is free of phonophobia two hours after the dosage form is orally administered to the human migraine patient.

Embodiment 81. A method of more rapidly improving migraine pain relief associated with rizatriptan therapy, comprising: orally administering to a human being in need thereof, a combination of: 1) a complex of meloxicam and a sulfobutylether- β -cyclodextrin, 2) a bicarbonate, and 3) a rizatriptan, wherein one hour after the combination is administered, the human being experiences a greater reduction in migraine pain than the human being would experience one hour after the same amount of the rizatriptan is administered alone.

Embodiment 82. A method of relieving migraine pain, comprising: orally administering to a human being in need thereof, a combination of: 1) a complex of meloxicam and a sulfobutylether- β -cyclodextrin, 2) a bicarbonate, and 3) a rizatriptan, wherein the combination is orally administered when the human being is suffering from moderate to severe migraine pain of an acute migraine, wherein two hours after the combination is administered, the human being experiences a greater reduction in the human being's most bothersome symptom than the human being would experience two hours after the same amount of the rizatriptan is administered alone.

Embodiment 83. A method of relieving migraine pain, comprising: orally administering to a human being in need thereof, a combination of: 1) a complex of meloxicam and a sulfobutylether- β -cyclodextrin, 2) a bicarbonate, and 3) a rizatriptan, wherein the combination is orally administered when the human being is suffering from moderate to severe migraine pain of an acute migraine, wherein the human being suffers from migraine with cutaneous allodynia, wherein two hours after the combination is orally administered, the human being experiences a greater reduction in the migraine pain than the human being would experience two hours after the same amount of the meloxicam is administered alone.

Embodiment 84. A method of relieving migraine pain, comprising: orally administering to a human being in need thereof, a combination of: 1) a complex of meloxicam and a sulfobutylether- β -cyclodextrin, 2) a bicarbonate, and 3) a rizatriptan, wherein the combination is orally administered when the human being is suffering from severe migraine pain of an acute migraine, wherein two hours after the combination is orally administered, the human being experiences a greater reduction in the

33

migraine pain than the human being would experience two hours after the same amount of the meloxicam is administered alone.

Embodiment 85. A method of relieving migraine pain, comprising: orally administering to a human being in need thereof, a combination of: 1) a complex of meloxicam and a sulfobutylether-β-cyclodextrin, 2) a bicarbonate, and 3) a rizatriptan, wherein the combination is orally administered when the human being is suffering from moderate to severe migraine pain of an acute migraine, wherein the human being is obese, wherein two hours after the combination is orally administered, the human being experiences a greater reduction in the migraine pain than the human being would experience two hours after the same amount of the meloxicam is administered alone.

Embodiment 86. A method of relieving migraine pain, comprising: orally administering to a human being in need thereof, a combination of: 1) a complex of meloxicam and a sulfobutylether-β-cyclodextrin, 2) a bicarbonate, and 3) a rizatriptan, wherein the combination is orally administered when the human being is suffering from moderate to severe migraine pain of an acute migraine, wherein the human being has morning migraine, wherein two hours after the combination is orally administered, the human being experiences a greater reduction in the migraine pain than the human being would experience two hours after the same amount of the meloxicam is administered alone.

Embodiment 87. A method of relieving migraine pain, comprising: orally administering to a human being in need thereof, a combination of: 1) a complex of meloxicam and a sulfobutylether-β-cyclodextrin, 2) a bicarbonate, and 3) a rizatriptan, wherein the combination is orally administered when the human being is suffering from moderate to severe migraine pain of an acute migraine, wherein at least one year prior to orally administering the combination to the human being, the human being has been diagnosed as having migraine with aura or migraine without aura as defined by the International Classification of Headache Disorders, third edition (ICHD-3), wherein two hours after the combination is orally administered, the human being experiences a greater reduction in the migraine pain than the human being would experience two hours after the same amount of the meloxicam is administered alone.

Embodiment 88. A method of treating migraine comprising: orally administering a dosage form to a human migraine patient, wherein the oral dosage form comprises a combination of: 1) a complex of a meloxicam with a sulfobutyl ether β-cyclodextrin (SBEβCD), 2) a bicarbonate, and 3) a rizatriptan, wherein the human migraine patient suffers from migraine with cutaneous allodynia at the time the dosage form is administered, wherein the human migraine patient is free of cutaneous allodynia two hours after the dosage form is orally administered to the human migraine patient.

Embodiment 89. The method of embodiment 81, 82, 83, 84, 85, 86, 87, or 88, wherein the migraine pain is accompanied by disturbed vision.

Embodiment 90. The method of embodiment 89, wherein the human being achieves absence of the disturbed vision at 2 hours after the combination is orally administered.

EXAMPLE 1

The effect of varying amounts of potassium carbonate (K₂CO₃) and sodium bicarbonate (NaHCO₃) on the pH of

34

acidic media was tested. The acidic media was chosen to simulate gastric conditions. K₂CO₃ or NaHCO₃ was added to 50 mL of a 0.01 N HCl solution (pH 2). The pH of the solution was measured after addition of the K₂CO₃ or NaHCO₃. Deionized water (240 mL) was then added to the mixture and pH was measured again. The results are shown in Tables 1-4.

TABLE 1

Results with K ₂ CO ₃ (0.01N HCl)	
K ₂ CO ₃ (mg)	pH
25	2.84
35	6.29
45	8.05
50	8.29
100	9.43
200	10.14
300	10.39
400	10.55
450	10.58

TABLE 2

Results with K ₂ CO ₃ (0.01N HCl + Water)	
K ₂ CO ₃ (mg)	pH
200	10.27
300	10.46
400	10.57
450	10.63

TABLE 3

Results with NaHCO ₃ (0.01N HCl)	
NaHCO ₃ (mg)	pH
200	5.28
300	5.90
400	6.44
450	6.86
500	8.23
750	8.30
1000	8.36

TABLE 4

Results with NaHCO ₃ (0.01N HCl + Water)	
NaHCO ₃ (mg)	pH
200	5.41
300	5.89
400	6.11
450	6.46
500	8.33
750	8.54
1000	8.60

EXAMPLE 2

Tablets containing meloxicam and combinations of a sulfobutylether-β-cyclodextrin (SBEβCD) (a cyclodextrin, containing about 6 to about 7 sulfobutyl ether groups for each molecule of β-cyclodextrin), K₂CO₃, or NaHCO₃ were manufactured and tested for dissolution. Tablets containing meloxicam alone (MOBIC®) were purchased and also

tested for dissolution. The tested tablets are listed in Table 5. Meloxicam in the form of meloxicam/SBE β CD inclusion complexes was used in the tablets containing meloxicam and SBE β CD. The inclusion complexes were formed by mixing meloxicam and SBE β CD in an aqueous pH-adjusted solution. The pH of the solution was adjusted using buffering agents. The resulting soluble meloxicam/SBE β CD inclusion complexes were then spray dried. This spray-dried dispersion was used in the manufacture of the tablets containing SBE β CD.

TABLE 5

Tablets	
Tablet A	15 mg meloxicam + 25 mg K ₂ CO ₃
Tablet B	15 mg meloxicam + 50 mg K ₂ CO ₃
Tablet C	15 mg meloxicam + 100 mg K ₂ CO ₃
Tablet D	15 mg meloxicam + 150 mg K ₂ CO ₃
Tablet E	15 mg meloxicam + 500 mg NaHCO ₃
Tablet F	15 mg meloxicam + 100 mg SBE β CD
Tablet G	15 mg meloxicam + 100 mg SBE β CD + 25 mg K ₂ CO ₃
Tablet H	15 mg meloxicam + 100 mg SBE β CD + 50 mg K ₂ CO ₃
Tablet I	15 mg meloxicam + 100 mg SBE β CD + 100 mg K ₂ CO ₃
Tablet J	15 mg meloxicam + 100 mg SBE β CD + 150 mg K ₂ CO ₃
Tablet K	15 mg meloxicam + 100 mg SBE β CD + 500 mg NaHCO ₃
Tablet L	15 mg meloxicam (MOBIC®)

Dissolution testing in acidic medium (chosen to simulate gastric conditions) was performed by placing the tablets in a 0.01 N HCl solution, at an agitation rate of 75 RPM, and vessel temperature of approximately 37° C. The results are presented in Tables 6 and in FIGS. 1-10. Results at various time points (0, 15, 30, 45, 60, 90, and 120 minutes) are presented as percent (%) of meloxicam dissolved.

TABLE 6

	Dissolution Results						
	0 mins	15 mins	30 mins	45 mins	60 mins	90 mins	120 mins
Tablet A	0%	23%	17%	15%	13%	12%	11%
Tablet B	0%	27%	20%	17%	16%	17%	15%
Tablet C	0%	31%	26%	25%	24%	23%	21%
Tablet D	0%	30%	26%	25%	24%	23%	22%
Tablet E	0%	50%	66%	77%	84%	92%	95%
Tablet F	0%	26%	17%	14%	12%	11%	10%
Tablet G	0%	48%	39%	26%	20%	16%	14%
Tablet H	0%	44%	30%	22%	17%	16%	13%
Tablet I	0%	32%	33%	27%	21%	16%	15%
Tablet J	0%	26%	27%	19%	15%	12%	11%
Tablet K	0%	85%	86%	86%	86%	86%	86%
Tablet L	0%	2%	2%	2%	2%	2%	2%

Dissolution of meloxicam was greater with the tablets containing various combinations of meloxicam and SBE β CD, K₂CO₃, or NaHCO₃, as compared to tablets containing meloxicam alone. For example, after 120 minutes, dissolution of meloxicam tablets containing NaHCO₃ was 95% as compared to 2% for tablets containing meloxicam alone.

Dissolution of meloxicam increases with increasing amounts of K₂CO₃ in the absence of SBE β CD. However, in the presence of SBE β CD, increasing amounts of K₂CO₃ did not appear to increase meloxicam dissolution. At the highest dose of potassium carbonate tested, meloxicam dissolution in the presence of SBE β CD was reduced by approximately 50% as compared to meloxicam dissolution in the absence of SBE β CD at 120 minutes.

Dissolution of meloxicam with NaHCO₃ was significantly greater than that observed with the highest dose of K₂CO₃

at 15 minutes (50% versus 30%), and at 120 minutes (92% versus 23%). Meloxicam dissolution in the presence of SBE β CD was also significantly greater with NaHCO₃ as compared to the highest dose of K₂CO₃ at 15 minutes (85% versus 26%), and at 120 minutes (86% versus 12%). NaHCO₃ in the presence of SBE β CD increased meloxicam dissolution more at 15 minutes as compared to potassium carbonate, which resulted in a reduction in dissolution.

EXAMPLE 3

A bilayer tablet containing 1) an inclusion complex of SBE β CD with meloxicam, prepared as described below, and 2) sodium bicarbonate was prepared (SBE β CD-Meloxicam/Bicarbonate). The first layer contained an inclusion complex of 15 mg meloxicam and 100 mg SBE β CD, and 100 mg of sodium bicarbonate. The second layer contained 40 mg of esomeprazole and 400 mg of sodium bicarbonate.

A total of 20 human subjects were randomly assigned in a 1:1 ratio to treatment with the SBE β CD-Meloxicam/Bicarbonate tablets described above or Mobic® tablets (15 mg meloxicam), once daily for 6 days under fasting conditions.

On the first day of dosing, plasma samples were collected for concentration analysis of meloxicam at several time points. Concentrations of meloxicam were determined using LC-MS/MS. Pharmacokinetic parameters were calculated. The results are depicted in FIG. 11.

The median T_{max} for meloxicam, the trial's primary endpoint, was 9 times faster for the SBE β CD-Meloxicam/Bicarbonate tablets as compared to Mobic® (0.5 hour versus 4.5 hours respectively, p<0.0001).

The SBE β CD-Meloxicam/Bicarbonate tablets also demonstrated higher mean maximum plasma concentration (C_{max}) (p=0.0018), faster time to therapeutic plasma concentration (p<0.0001), and faster time to half-maximal plasma concentration (p<0.0001) as compared to Mobic®.

Meloxicam in the form of meloxicam/SBE β CD inclusion complexes was used in the tablets containing meloxicam and SBE β CD. The inclusion complexes were formed by mixing meloxicam and SBE β CD in an aqueous pH-adjusted solution. The pH of the solution was adjusted using buffering agents. The resulting soluble meloxicam/SBE β CD inclusion complexes were then spray dried. This spray-dried dispersion was used in the manufacture of the tablets containing SBE β CD.

EXAMPLE 4

A monolayer tablet containing 1) the inclusion complex of SBE β CD with meloxicam; 2) rizatriptan; and 3) sodium bicarbonate was prepared (SBE β CD-Meloxicam/rizatriptan/Bicarbonate). The monolayer tablet contained 20 mg of meloxicam, 10 mg of rizatriptan, and 500 mg of sodium bicarbonate. The inclusion complex was the same as the inclusion complex of Example 3.

Dissolution testing of the tablets in acidic medium (chosen to simulate gastric conditions) was performed by placing the tablets in a 0.01 N HCl solution, at an agitation rate of 75 RPM, and vessel temperature of approximately 37° C. The results are presented in Table 7. Results at various time points (0, 15, 30, 45, 60, 90, and 120 minutes) are presented as percent (%) of meloxicam, and percent (%) of rizatriptan dissolved.

TABLE 7

	Dissolution Results						
	Time-point (minutes)						
	0 min	15 min	30 min	45 min	60 min	90 min	120 min
Rizatriptan	0%	89%	102%	103%	103%	103%	103%
Meloxicam	0%	79%	92%	93%	93%	93%	94%

As shown in Table 7, the dissolution results of the tablets in Example 4 are very similar to the dissolution result of Example 3. Therefore, we expected the pharmacokinetic properties, including bioavailability, T_{max} of meloxicam, etc., of the tablets in Example 4 to be similar to those described in Example 3 and FIG. 11. This expectation turned out to be correct, as shown in the examples below.

EXAMPLE 5

The monolayer tablet of Example 4 was administered to six human subjects. On the first day of dosing, plasma samples were collected for concentration analysis of rizatriptan at several time points. Concentrations of rizatriptan and meloxicam were determined using LC-MS/MS. Pharmacokinetic parameters were calculated. The results for meloxicam were comparable to those reported for the bilayer dosage form of Example 3. The median T_{max} of rizatriptan was 0.75 hours and the mean C_{max} of rizatriptan was 20.710 ng/mL. By comparison, the reported T_{max} of the commercial rizatriptan dosage form, Maxalt®, is 1.0-1.5 hours.

EXAMPLE 6

A Phase 1, randomized, single-dose, parallel-group clinical study was conducted to evaluate the PK, safety, and tolerability of 1) a combination of meloxicam (20 mg), rizatriptan (10 mg), SBEβCD, and sodium bicarbonate (meloxicam/rizatriptan), as compared to 2) and Maxalt® (10 mg rizatriptan), in healthy human volunteers after oral administration under fasted conditions. A total of 20 healthy, adult male or female volunteers were randomized in a 1:1 ratio to receive a single dose of meloxicam/rizatriptan, or Maxalt® (10 mg rizatriptan).

Blood samples for PK analysis were collected pre dose and at multiple time points post dose. The pre-specified primary endpoint was T_{thera} , the time to reach a therapeutic plasma concentration of meloxicam, defined as the C_{avg} of meloxicam after administration of the highest approved dose (15 mg) of standard meloxicam, which is approximately 1000 ng/mL. PK results for the rizatriptan component of meloxicam/rizatriptan were compared to those for Maxalt® (rizatriptan).

PK results for the meloxicam (20 mg) component of meloxicam/rizatriptan from this trial were compared to PK results for Mobic® (15 mg meloxicam) from Example 3. Phase 1 Results

Meloxicam was rapidly absorbed after oral administration of meloxicam/rizatriptan (20 mg meloxicam/10 mg rizatriptan), with a median time to therapeutic plasma concentration (T_{thera}) of 17 minutes, the primary endpoint (FIG. 12 and Table 8). Median T_{max} was 1 hour compared to 4.5 hours for 15 mg standard meloxicam (Mobic®). The very short T_{max} suggests the potential for meloxicam/rizatriptan to have rapid onset of action in treating migraine. Mean plasma

elimination half-life ($T_{1/2}$) for meloxicam was 18.2 hours after administration of meloxicam/rizatriptan, which compares to 21.5 hours for standard meloxicam. The long elimination half-life suggests the potential for meloxicam/rizatriptan to enhanced and sustained efficacy, and to reduce migraine pain recurrence.

TABLE 8

Meloxicam Pharmacokinetic Parameters for Meloxicam/Rizatriptan						
Statistic	AUC _{0-inf} (ng · hr/mL)	T _{1/2} el (hr)	C _{max} (ng/mL)	T _{max} (hr) ^a	T _{thera} (hr) ^a	
N	10	10	10	10	10	
Geometric Mean	46,865	17.5	2,532	1.0	0.29	
SD	11,965	5.25	607	0.5-2.5	0.20-0.61	

^a T_{max} and T_{thera} present the value as a median or a range.

Rizatriptan was rapidly absorbed after oral administration of meloxicam/rizatriptan, with a T_{max} of 0.64 hour (38 min), which compares to 0.88 hour for the same dose of standard rizatriptan (Maxalt®) (FIG. 13 and Table 9). Systemic exposure measured using C_{max} and AUC were also numerically greater for rizatriptan after administration of meloxicam/rizatriptan versus standard rizatriptan.

TABLE 9

Rizatriptan Pharmacokinetic Parameters for Meloxicam/Rizatriptan and Standard Rizatriptan						
Statistic	AUC _{0-inf} (pg · hr/mL)	T _{1/2} el (hr)	C _{max} (ng/mL)	T _{max} (hr) ^a		
Meloxicam/Rizatriptan (20 mg meloxicam/10 mg rizatriptan)	N	10	10	10	10	
Standard Rizatriptan (Maxalt®) (10 mg rizatriptan)	Geometric Mean	83,800	1.98	29,991	0.64	
	SD	22,787	0.28	11,041	0.5-2.5	
	N	10	10	10	10	
	Geometric Mean	71,811	1.81	23,236	0.88	
	SD	24,287	0.11	9,476	0.5-2	

^a T_{max} presents value as a median or a range.

Meloxicam/rizatriptan was well tolerated with no relevant differences in safety profile between the two treatment arms. There were no serious adverse events in the study.

EXAMPLE 7

A Phase 3, randomized, double-blind, multicenter, active-and placebo-controlled trial is carried out to assess the efficacy and safety of meloxicam/rizatriptan in the acute treatment of moderate and severe migraine, in patients with a history of inadequate response to prior acute migraine treatments. Eligible patients are randomized in a 2:2:2:1 ratio to treatment with meloxicam/rizatriptan (20 mg meloxicam/10 mg rizatriptan, with SBEβCD and sodium bicarbonate as described in Example 4 above), rizatriptan (10 mg) (rizatriptan arm), meloxicam (20 mg) with SBEβCD and sodium bicarbonate (meloxicam arm), or placebo. Co-primary endpoints are freedom from headache pain, and freedom from the most bothersome migraine-associated symptom (nausea, photophobia, or phonophobia), two hours after dosing, for meloxicam/rizatriptan as compared to placebo.

Superiority of meloxicam/rizatriptan to the rizatriptan and the meloxicam arms (component contribution) will be estab-

lished based on sustained freedom from headache pain from 2 hours to 24 hours after dosing (key secondary endpoint).

Eligible patients must have a history of inadequate response to prior acute migraine treatments, assessed using the Migraine Treatment Optimization Questionnaire (mTOQ-4). The mTOQ-4 is a validated questionnaire that assesses efficacy response to prior acute treatments based on four aspects (two-hour pain freedom, efficacy for at least 24 hours with one dose, ability to plan daily activities, and disruption of daily activities).

It is expected that meloxicam/rizatriptan will show significant improvement over placebo and superiority over the rizatriptan and the meloxicam arms because of the rapid absorption and distinct dual mechanisms of action of meloxicam/rizatriptan described herein.

EXAMPLE 8

A female migraine sufferer visits her physician in the hope of having relief from her migraine pain. Her doctor gives her 10 mg rizatriptan (Maxalt®), which she takes during her next acute migraine. It provides some relief of pain, nausea, allodynia, such as cutaneous allodynia, photophobia, and phonophobia, but not complete relief from these symptoms. On her next visit, her doctor gives her 20 mg of meloxicam in a tablet also containing SBEβCD and 500 mg of sodium bicarbonate, which she takes during her next acute migraine. It provides some relief of pain, nausea, allodynia, such as cutaneous allodynia, photophobia, and phonophobia, but not complete relief from these symptoms. On her next visit, her doctor gives her a tablet described in Example 4 above. She reports that at 2 hours and 24 hours after taking the tablet, she has about 10-30% improvement in pain, nausea, allodynia, such as cutaneous allodynia, photophobia, and/or phonophobia over what she experienced after taking meloxicam or rizatriptan alone.

EXAMPLE 9

A male migraine sufferer visits his physician in the hope of having relief from his migraine pain. His doctor gives him 10 mg rizatriptan (Maxalt®), which he takes during his next acute migraine. It provides some relief of pain, nausea, allodynia, such as cutaneous allodynia, photophobia, and phonophobia, but not complete relief from these symptoms. On his next visit, his doctor gives his 20 mg of meloxicam in a tablet also containing SBEβCD and 500 mg of sodium bicarbonate, which he takes during his next acute migraine. It provides some relief of pain, nausea, allodynia, such as cutaneous allodynia, photophobia, and phonophobia, but not complete relief from these symptoms. On his next visit, his doctor gives him a tablet described in Example 4 above. He reports that at 2 hours and 24 hours after taking the tablet, he has about 30-60% improvement in pain, nausea, allodynia, such as cutaneous allodynia, photophobia, and/or phonophobia over what he experienced after taking meloxicam or rizatriptan alone.

EXAMPLE 10

A female migraine sufferer visits her physician in the hope of having relief from her migraine pain. Her doctor gives her 10 mg rizatriptan (Maxalt®), which she takes during her next acute migraine. It provides some relief of pain, nausea, allodynia, such as cutaneous allodynia, photophobia, and phonophobia, but not complete relief from these symptoms. On her next visit, her doctor gives her 20 mg of meloxicam

in a tablet also containing SBEβCD and 500 mg of sodium bicarbonate, which she takes during her next acute migraine. It provides some relief of pain, nausea, allodynia, such as cutaneous allodynia, photophobia, and phonophobia, but not complete relief from these symptoms. On her next visit, her doctor gives her a tablet described in Example 4 above. She reports that at 2 hours and 24 hours after taking the tablet, she has about 60-100% improvement in pain, nausea, allodynia, such as cutaneous allodynia, photophobia, and/or phonophobia over what she experienced after taking meloxicam or rizatriptan alone.

EXAMPLE 11

Over 37 million Americans suffer from migraine according to the Centers for Disease Control, and it is the leading cause of disability among neurological disorders in the United States according to the American Migraine Foundation. Migraine is characterized by recurrent attacks of pulsating, often severe and disabling head pain associated with nausea, and sensitivity to light and/or sound. It is estimated that migraine accounts for \$78 billion in direct (e.g., doctor visits, medications) and indirect (e.g., missed work, lost productivity) costs each year in the United States [Gooch C L, Pracht E, Borenstein A R, The burden of neurological disease in the United States: A summary report and call to action. *Ann Neurol.* 2017 April; 81(4):479-484]. Published surveys of migraine sufferers indicate that more than 70% are not fully satisfied with their current treatment, that nearly 80% would try a new therapy, and that they desire treatments that work faster, more consistently, and result in less symptom recurrence [(1) Smelt A F, Louter M A, Kies D A, Blom J W, Terwindt G M, van der Heijden G J, De Gucht V, Ferrari M D, Assendelft W J, What do patients consider to be the most important outcomes for effectiveness studies on migraine treatment? Results of a Delphi study. *PLoS One.* 2014 Jun. 16; 9(6):e98933, 6; and (2) Lipton R B, Stewart W F, Acute migraine therapy: do doctors understand what patients with migraine want from therapy? *Headache.* 1999; 39(suppl 2):520-526].

The World Health Organization classifies severe migraine attacks as among the most disabling illnesses, comparable to dementia, quadriplegia, and active psychosis [(1) Menken et al. *Arch Neurol.* 2000; 57:418-420; and (2) Shapiro and Goadsby. *Cephalalgia.* 2007; 27:991-4]. Debilitating pain, and the often-constant fear of the next migraine attack, damage family life, social life, and employment [Global Burden of Disease Study. *Lancet.* 2017; 390:1211-1259]. Depression and anxiety are twice as common in people with migraine than in healthy individuals [Antonaci et al. *J Headache Pain.* 2011; 12:115-125]. Widespread misperception of the seriousness of migraine contributes to its under-recognition and under-treatment [Global Burden of Disease Study. *Lancet.* 2017;390:1211-1259]. The majority of patients are not fully satisfied with their current treatment. Thus, there is an urgent need for new treatments that provide improved efficacy for this serious neurological disease.

A Phase 3, randomized, double-blind, multicenter, placebo- and active-controlled trial was conducted to assess the efficacy and safety of the combination of meloxicam and rizatriptan (meloxicam/rizatriptan) in the acute treatment of moderate and severe migraine. Eligible patients must have an age of 18 to 65 years, an established diagnosis (at least 1 year) of migraine with or without aura as defined by ICHD-3 criteria, an average of 2 to 8 moderate to severe migraines per month, had a history of inadequate response to prior acute migraine treatments, assessed by a score of 7

using the Migraine Treatment Optimization Questionnaire (mTOQ-4) (the average score was 3.6), corresponding to poor response to prior acute treatments. Exclusion criteria included cluster headaches or other types of migraines, chronic daily headache (≥ 15 non-migraine headache days per month), history of significant cardiovascular disease, and uncontrolled hypertension. In addition to a history of inadequate response, enrolled patients exhibited a high rate of characteristics that are strongly associated with poor treatment outcomes including cutaneous allodynia (75.4%), severe migraine pain intensity (41.2%), obesity (43.7%), and morning migraine (36.6%). A total of 1,594 patients were randomized in a 2:2:2:1 ratio to the monolayer tablet of Example 4 (20 mg meloxicam/10 mg rizatriptan, with SBE β CD and sodium bicarbonate), rizatriptan (10 mg), meloxicam (20 mg) with SBE β CD (MoSEIC Meloxicam), or placebo, to treat a single migraine attack of moderate or severe intensity. The two co-primary endpoints of the trial were the proportion of patients who are free from headache pain two hours after dosing, and the proportion of patients who no longer suffered from their most bothersome migraine-associated symptom (nausea, photophobia, or phonophobia) two hours after dosing, for meloxicam/rizatriptan as compared to placebo. Superiority of meloxicam/rizatriptan to the rizatriptan and meloxicam arms (component contribution) was to be established based on sustained freedom from headache pain from two to 24 hours after dosing (key secondary endpoint). The study was conducted pursuant to an FDA Special Protocol Assessment (SPA). Rizatriptan, an active comparator in the trial, is considered to be the fastest acting oral triptan and one of the most effective medications currently available for the acute treatment of migraine. (Ferrari M D, Roon K I, Lipton R B, Goadsby P J. Oral triptans (serotonin 5-HT_{1B/1D}) agonists) in acute migraine treatment: a meta-analysis of 53 trials. *Lancet*. 2001 Nov. 17; 358(9294):1668-75.)

Meloxicam/rizatriptan provided rapid relief of migraine pain with the percentage of patients achieving pain relief with meloxicam/rizatriptan being numerically greater than with rizatriptan at every time point measured starting at 15 minutes, and statistically significant by 60 minutes ($p=0.04$) (FIG. 14). The proportions of patients experiencing pain relief 1.5 hours after dosing were 60.5% for meloxicam/rizatriptan compared to 52.5% for rizatriptan and 48.3% for placebo ($p=0.019$, $p=0.04$, respectively versus meloxicam/rizatriptan) (FIG. 14). FIG. 14A shows the percentage of subjects reporting pain relief over placebo for meloxicam, rizatriptan, and meloxicam/rizatriptan at 1.0 hour and 1.5 hours.

Meloxicam/rizatriptan met the two regulatory co-primary endpoints by demonstrating, with high statistical significance, a greater percentage of patients as compared to placebo achieving pain freedom (19.9% versus 6.7%, $p<0.001$, FIG. 15), and absence of most bothersome symptom (36.9% versus 24.4%, $p=0.002$), 2 hours after dosing.

Superiority of meloxicam/rizatriptan to rizatriptan (active comparator) and MoSEICTM meloxicam (component contribution) was established as specified in the SPA, by the demonstration of a greater percentage of patients receiving meloxicam/rizatriptan achieving sustained pain freedom from 2 hours to 24 hours after dosing, compared to rizatriptan, MoSEICTM meloxicam, and placebo (16.1%, 11.2%, 6.8% and 5.3%, respectively; $p=0.038$, $p=0.001$, and $p<0.001$, respectively versus meloxicam/rizatriptan, FIG. 16A), the pre-specified key secondary endpoint to demonstrate component contribution. About 80% of the patients treated with meloxicam/rizatriptan who achieved pain free-

dom at 2 hours maintained pain freedom through 24 hours. These results demonstrated the significant improvement in pain freedom and superiority of meloxicam/rizatriptan to rizatriptan in treating migraine.

Meloxicam/rizatriptan provided substantially greater and more sustained migraine pain relief compared to placebo and rizatriptan, which translated to a significant reduction in rescue medication use for meloxicam/rizatriptan compared to placebo and rizatriptan. The percentage of patients experiencing sustained pain relief from 2 hours to 24 hours after dosing was 53.3% for meloxicam/rizatriptan, compared to 33.5% for placebo and 43.9% for rizatriptan ($p<0.001$, $p=0.006$, respectively versus meloxicam/rizatriptan) (FIG. 16B).

Sustained pain relief from 2 hours to 48 hours was also experienced by a statistically significantly greater proportion of meloxicam/rizatriptan patients (46.5%), compared to placebo (31.1%) and rizatriptan (36.5%) patients ($p<0.001$, $p=0.003$, respectively versus meloxicam/rizatriptan) (FIG. 17B). FIG. 17D shows the percentage of subjects achieving sustained pain relief over placebo from 2 hours to 48 hours for meloxicam, rizatriptan, and meloxicam/rizatriptan. The sustained pain freedom from 2 hours to 48 hours was also experienced by a statistically significantly greater proportion of meloxicam/rizatriptan patients (15.4%), compared to placebo (5.3%), and rizatriptan (8.8%), and MoSEICTM meloxicam (8.1%) patients ($p<0.001$, $p=0.003$, $p=<0.001$, respectively versus meloxicam/rizatriptan) (FIG. 17A). FIG. 17C shows the percentage of subjects achieving sustained pain freedom over placebo from 2 hours to 48 hours for meloxicam, rizatriptan, and meloxicam/rizatriptan. About 77% of patients treated with meloxicam/rizatriptan who achieved pain freedom at 2 hours maintained the pain freedom through 48 hours.

Rescue medication was used by 23.0% patients received meloxicam/rizatriptan, compared to 43.5% patients received placebo and 34.7% patients received rizatriptan ($p<0.001$ for each group versus meloxicam/rizatriptan) (FIG. 18). About 77% of patients receiving meloxicam/rizatriptan did not require rescue medication. These results demonstrated the superiority of meloxicam/rizatriptan to rizatriptan, an active comparator, in treating migraine.

Meloxicam/rizatriptan was statistically significantly superior to rizatriptan on several other secondary endpoints, including Patient Global Impression of Change (PGI-C) ($p=0.022$), and return to normal functioning at 24 hours ($p=0.027$).

Some of the p-values for meloxicam/rizatriptan versus rizatriptan for various endpoints are listed in Table 10 below, demonstrating the statistically significant superiority of meloxicam/rizatriptan over rizatriptan in treating migraine.

TABLE 10

P-Values for Meloxicam/Rizatriptan vs Rizatriptan for Various Endpoints	
Endpoint	P-value Meloxicam/Rizatriptan vs Rizatriptan
1 hour Pain Relief	0.04
2-24 hour Sustained Pain Relief	0.006
2-48 hour Sustained Pain Relief	0.003
2-24 hour Sustained Pain Freedom	0.038
2-48 hour Sustained Pain Freedom	0.003
PGI-C	0.022
Functional Improvement at 24 hours	0.027
Use of Rescue Medication	<0.001

Furthermore, Meloxicam/Rizatriptan showed a greater probability of pain relief with patients who took Meloxicam/Rizatriptan having approximately a 70% percent probability of experiencing pain relief 24 hours after taking Meloxicam/Rizatriptan versus approximately 60% of patients who took rizatriptan or MoSEIC Meloxicam and 50% of patients who took the placebo treatment as illustrated in FIG. 27. The probability of achieving pain relief with Meloxicam/Rizatriptan was greater than with rizatriptan within 30 minutes after dosing, which resulted in a median time to pain relief that was nearly three times faster for Meloxicam/Rizatriptan compared to rizatriptan at 1.5 hours and 4 hours, respectively.

Furthermore, the probability of experiencing pain relapse decreased for patients who took Meloxicam/Rizatriptan over patients who took rizatriptan; Meloxicam/Rizatriptan reduced pain relapse by more than 50% compared to rizatriptan over a 48-hour period after dosing with 45.2% of patients experiencing relapse of pain after taking rizatriptan while only 21.2% of patients experienced relapse of pain after taking Meloxicam/Rizatriptan as illustrated in FIG. 28.

Given that Rizatriptan, an active comparator in the trial, is considered to be the fastest acting oral triptan and one of the most effective medications currently available for the acute treatment of migraine, and that this trial enrolled patients with difficult-to-treat migraine, the observed treatment effects with meloxicam/rizatriptan that provided greater and more lasting migraine pain relief than rizatriptan, is highly significant. Many patients experience a suboptimal response to their current acute migraine treatments, placing them at increased risk of headache related disability and progression to chronic migraine, factors associated with increased healthcare costs. The results of this study suggest that meloxicam/rizatriptan may provide an important treatment option for people with difficult-to-treat migraine.

Meloxicam/Rizatriptan was generally safe and well-tolerated during the MOMENTUM Phase 3 trials with adverse events occurring in one to three percent of patients. 11.1% of patients experienced any form of treatment-emergent adverse events after taking Meloxicam/Rizatriptan, while 2.7%, 1.6%, and 1.4% of patients experienced nausea, dizziness, and somnolence, respectively, after taking Meloxicam/Rizatriptan (Table 12). The rate at which patients experienced treatment-emergent adverse events after dosing with Meloxicam/Rizatriptan versus any of the other tested treatments was approximately similar (Table 12).

TABLE 12

	Meloxicam/ Rizatriptan (N = 441)	Rizatriptan (N = 434)	Meloxicam (N = 433)	Placebo (N = 218)
Any Treatment- Emergent Adverse Event	49 (11.1%)	67 (15.4%)	50 (11.5%)	13 (6.0%)
Nausea	12 (2.7%)	21 (4.8%)	14 (3.2%)	8 (3.7%)
Dizziness	7 (1.6%)	9 (2.1%)	5 (1.2%)	5 (1.2%)
Somnolence	6 (1.4%)	9 (2.1%)	10 (2.3%)	6 (1.4%)

Data presented as number of subjects (% of subjects)

The results of this trial demonstrate the ability of meloxicam/rizatriptan to provide unique benefits to migraine patients, with fast, strong, and durable relief of migraine pain as compared to a potent active comparator, rizatriptan, in a stringently designed trial enriched with patients with difficult-to-treat migraine. These results have potentially

important implications for patient care based on the high rate of inadequate response to and patient dissatisfaction with current treatments.

Meloxicam/rizatriptan incorporates multiple mechanisms of action to address various migraine processes with the goal of providing enhanced effectiveness. Meloxicam/rizatriptan is thought to act by inhibiting CGRP release, reversing CGRP-mediated vasodilation, and inhibiting neuro-inflammation, pain signal transmission, and central sensitization. The results of this trial validate this approach, demonstrating that meloxicam/rizatriptan can provide significant benefit that is greater than that of currently available treatments, even in patients with difficult-to-treat migraine. Meloxicam/rizatriptan may be used for the acute treatment of migraine in adults with or without aura effectively.

EXAMPLE 12

A Phase 3, randomized, double-blind, multicenter, placebo-controlled trial was conducted evaluating the early treatment of migraine with meloxicam/rizatriptan. A total of 302 patients were randomized in a 1:1 ratio to treat a single migraine attack with a single dose of meloxicam/rizatriptan (20 mg meloxicam/10 mg rizatriptan, with SBEβCD and sodium bicarbonate as described in Example 4 above), or placebo, at the earliest sign of migraine pain, while the pain was mild, before progressing to moderate or severe intensity.

This clinical trial is different from the clinical trial in Example 11. The clinical trial of Example 11 enrolled only patients with a history of inadequate response to prior acute treatments, with patients waiting to treat their attacks only when the migraine pain had reached moderate or severe intensity. The clinical trial in Example 11 is in contrast to this clinical trial, which enrolled all corners and in which patients were instructed to administer meloxicam/rizatriptan at the earliest sign of migraine pain while the pain was mild, before progressing to moderate or severe intensity.

The patients were adult subjects with an established diagnosis of migraine with or without aura.

Co-primary endpoints are freedom from headache pain, and freedom from the most bothersome migraine-associated symptom (nausea, photophobia, or phonophobia), two hours after dosing, for meloxicam/rizatriptan as compared to placebo.

Secondary endpoints included sustained pain freedom, freedom from migraine pain progression, change in functional disability, and use of rescue medication.

Inclusion criteria included male or female at ages 18-65 inclusive, an established diagnosis (at least 1 year) of migraine with or without aura as defined by the ICHD-3 criteria, and an average of 2 to 8 migraines per month. Exclusion criteria included cluster headaches, tension headaches, or other types of migraines, chronic daily headache (≥15 non-migraine headache days per month), history of significant cardiovascular disease, and uncontrolled hypertension.

Meloxicam/rizatriptan substantially and significantly eliminated migraine pain, and substantially and significantly prevented progression of migraine pain intensity in this Phase 3 trial of meloxicam/rizatriptan in the early treatment of migraine. In the trial, meloxicam/rizatriptan met the co-primary endpoints of freedom from migraine pain and freedom from most bothersome symptoms as compared to placebo.

Meloxicam/rizatriptan demonstrated statistically significant improvement as compared to placebo on both of the co-primary endpoints of pain freedom (32.6% versus 16.3%,

p=0.002), and freedom from most bothersome symptom (43.9% versus 26.7%, p=0.003), 2 hours after dosing (FIG. 19A and FIG. 19B). The most bothersome symptom is nausea, photophobia, or phonophobia.

Meloxicam/rizatriptan was numerically superior to placebo as early as 30 minutes for migraine pain freedom (FIG. 20) and most bothersome symptom freedom (FIG. 21), achieving statistical significance for migraine pain freedom at 90 minutes (p=0.003) and at every time thereafter (FIG. 20). At 12 hours, 64% of the patients receiving meloxicam/rizatriptan were pain free as compared to 42% of patients receiving placebo. At 24 hours, 69% of patients receiving meloxicam/rizatriptan were pain free as compared to 47% of patients receiving placebo.

Meloxicam/rizatriptan durably relieved migraine pain with a statistically significantly greater percentage of patients as compared to placebo achieving sustained pain freedom from 2 to 24 hours after dosing (22.7% versus 12.6%, p=0.030), and from 2 to 48 hours after dosing (20.5% versus 9.6%, p=0.013) (FIG. 22A and FIG. 22B).

Meloxicam/rizatriptan prevented progression of migraine pain intensity beyond mild in 73.5% of patients versus 47.4% of patients taking placebo from 2 to 24 hours (p<0.001) (FIG. 23). A single dose of meloxicam/rizatriptan prevented migraine pain progression beyond mild.

The effect on pain progression translated to a significant reduction in the use of rescue medication, with only 15.3% of patients taking meloxicam/rizatriptan required rescue medication through 24 hours after dosing, versus 42.2% of patients taking placebo (p<0.001) (FIG. 24).

Meloxicam/rizatriptan substantially and significantly reduced functional disability, and demonstrated overall disease improvement. The ability to perform normal activities was achieved by 73.5% of patients taking meloxicam/rizatriptan compared to 47.4% of patients taking placebo at 24 hours (p<0.001) (FIG. 25).

On the Patient Global Impression of Change (PGI-C) scale, 52.4% of patients taking meloxicam/rizatriptan were very much or much improved compared to 27.7% of patients taking placebo (p<0.001) at hour 2 (FIG. 26).

Meloxicam/rizatriptan was generally safe and well tolerated in the trial. The most commonly reported adverse events with meloxicam/rizatriptan were somnolence, dizziness, and paresthesia, all of which occurred at a rate of less than five percent (Table 11). There were no serious adverse events in the trial.

TABLE 11

	Meloxicam/Rizatriptan (N = 140)	Placebo (N =143)
Any Treatment-Emergent Adverse Event	25 (17.9%)	11 (7.7%)
Somnolence	6 (4.3%)	3 (2.1%)
Dizziness	4 (2.9%)	2 (1.4%)
Paraesthesia	3 (2.1%)	0

Data presented as number of subjects (% of subjects)

“[This] study demonstrated high rates of freedom from migraine pain with meloxicam/rizatriptan treatment, and utilized an innovative design to evaluate migraine pain progression. It is remarkable that early treatment with meloxicam/rizatriptan prevented migraine pain progression in the vast majority of patients and enabled a similarly high percentage of patients to return to normal functioning,” said Dr. Stewart Tepper, Professor of Neurology at the Geisel School of Medicine at Dartmouth. “The multiple mecha-

nisms of meloxicam/rizatriptan address the many disordered physiological processes implicated in migraine attacks. These results, coupled with previous clinical data showing superiority of meloxicam/rizatriptan over an active comparator, provide clinical evidence that this synergistic, multi-mechanistic approach and the rapid absorption of meloxicam/rizatriptan may translate to important benefits for a wide range of patients. As clinicians continue to seek options for their patients with improved efficacy over currently available therapies, meloxicam/rizatriptan may offer an important new treatment for this disabling condition.”

This Phase 3 trial confirmed the superior and durable efficacy of meloxicam/rizatriptan. The prevention of migraine pain progression, and the substantial increase in the rate of pain freedom demonstrated with early treatment with meloxicam/rizatriptan, expands and enhances its differentiated profile for the acute treatment of migraine. With this Phase 3 trial and the Phase 3 trial described in Example 11 in patients with a history of inadequate response to prior acute treatments, meloxicam/rizatriptan has now been evaluated in two positive well-controlled trials. These trials demonstrated the efficacy of meloxicam/rizatriptan against potent active and placebo comparators, across a spectrum of migraine attack settings, regardless of the timing of migraine treatment, disease severity, or baseline pain intensity.

“Migraine is one of the most disabling disorders, incapacitating sufferers and seriously damaging home life, social activity, and the ability to work. Published surveys have underscored that patients remain dissatisfied with the efficacy of currently available therapies,” said Cedric O’Gorman, MD, Senior Vice President of Clinical Development and Medical Affairs of Axsome. “The results of [this] trial demonstrate for the first time that meloxicam/rizatriptan can halt migraine pain progression before reaching moderate or severe intensity. These data grow the body of clinical evidence in support of the potential of meloxicam/rizatriptan to be a multi-mechanistic treatment for migraine with efficacy that is superior to the current standard of care, and which can rapidly, robustly, and durably alleviate symptoms, and return patients to their normal daily activities.”

EXAMPLE 13

A long-term, open-label Phase 3 trial of meloxicam/rizatriptan (20 mg meloxicam/10 mg rizatriptan, with SBEβCD and sodium bicarbonate as described in Example 4 above) was conducted. Treatment with meloxicam/rizatriptan, rapidly, substantially, and durably relieved migraine pain and associated symptoms in this trial. meloxicam/rizatriptan was well tolerated over long-term treatment with a safety profile consistent with that observed in the previously reported controlled trials.

This clinical trial evaluated the long-term safety of meloxicam/rizatriptan (20 mg MoSEIC™ meloxicam/10 mg rizatriptan), dosed for up to 12 months, in patients with migraine attacks. The study enrolled patients who had completed the clinical trials described in Example 11 or Example 12. Enrolled patients were allowed to treat up to 10 migraine attacks per month during the up to 12-month period, with one dose of meloxicam/rizatriptan for each migraine that occurred. The safety and efficacy of meloxicam/rizatriptan was assessed during the trial. A total of 706 patients were enrolled. The trial was concluded once at least 300 patients had treated at least 2 migraines a month for 6 months, and approximately 100 patients had treated at least 2 migraines a month for 12 months, as pre-specified. At the time of study conclusion, 515 patients had reached at least

6 months, and 155 patients had reached at least 12 months of treatment. Over 21,000 migraine attacks were treated with meloxicam/rizatriptan during the trial. Efficacy measures included relief of migraine pain and most bothersome symptom (photophobia, phonophobia, nausea), and use of rescue medication.

In this clinical trial, administration of meloxicam/rizatriptan resulted in rapid, and substantial relief of migraine pain and associated symptoms. Within 1 hour after dosing, 39% (range: 37-41%) of patients achieved relief of migraine pain, demonstrating the rapid onset of meloxicam/rizatriptan. Two hours after administration of meloxicam/rizatriptan, relief of migraine pain was achieved by 68% (range: 65-71%) of patients and pain freedom by 38% (range: 37-40%) of patients. Freedom from most bothersome symptom (photophobia, phonophobia, nausea) was achieved by 47% (range: 46-49%) of patients within 2 hours after dosing.

Meloxicam/rizatriptan durably relieved migraine pain with 85% (range: 84-86%) of patients free from rescue medication use through 24 hours, and 83% (range: 82-85%) of patients free from rescue medication use through 48 hours after a single administration of meloxicam/rizatriptan. Rates of sustained pain relief from 2 to 24 hours and from 2 to 48 hours were 60% (range: 59-62%) and 59% (58-60%), respectively. Rates of sustained pain freedom from 2 to 24 hours and from 2 to 48 hours were 33% (range: 33-35%) and 32% (range: 32-34%), respectively.

Meloxicam/rizatriptan was well tolerated with long-term dosing. The safety profile of meloxicam/rizatriptan over the 12-month treatment period was consistent with that previously reported in short-term controlled trials. The most commonly reported adverse events ($\geq 3\%$) were nausea, dizziness, and vomiting. During the 12-month trial, 1.6% of patients discontinued due to adverse events.

Unless otherwise indicated, all numbers expressing quantities of ingredients, properties such as amounts, percentage, and so forth used in the specification and claims are to be understood in all instances as indicating both the exact values as shown and as being modified by the term "about." Accordingly, unless indicated to the contrary, the numerical parameters set forth in the specification and attached claims are approximations that may vary depending upon the desired properties sought to be obtained. At the very least, and not as an attempt to limit the application of the doctrine of equivalents to the scope of the claims, each numerical parameter should at least be construed in light of the number of reported significant digits and by applying ordinary rounding techniques.

The terms "a," "an," "the" and similar referents used in the context of describing the embodiments (especially in the context of the following claims) are to be construed to cover both the singular and the plural, unless otherwise indicated herein or clearly contradicted by context. All methods described herein can be performed in any suitable order unless otherwise indicated herein or otherwise clearly contradicted by context. The use of any and all examples, or exemplary language (e.g., "such as") provided herein is intended merely to better illuminate the embodiments and does not pose a limitation on the scope of any claim. No language in the specification should be construed as indicating any non-claimed element essential to the practice of the claims.

Groupings of alternative elements or embodiments disclosed herein are not to be construed as limitations. Each group member may be referred to and claimed individually or in any combination with other members of the group or other elements found herein. It is anticipated that one or

more members of a group may be included in, or deleted from, a group for reasons of convenience and/or to expedite prosecution. When any such inclusion or deletion occurs, the specification is deemed to contain the group as modified thus fulfilling the written description of all Markush groups if used in the appended claims.

Certain embodiments are described herein, including the best mode known to the inventors for carrying out the claimed embodiments. Of course, variations on these described embodiments will become apparent to those of ordinary skill in the art upon reading the foregoing description. The inventor expects skilled artisans to employ such variations as appropriate, and the inventors intend for the claimed embodiments to be practiced otherwise than specifically described herein. Accordingly, the claims include all modifications and equivalents of the subject matter recited in the claims as permitted by applicable law. Moreover, any combination of the above-described elements in all possible variations thereof is contemplated unless otherwise indicated herein or otherwise clearly contradicted by context.

In closing, it is to be understood that the embodiments disclosed herein are illustrative of the principles of the claims. Other modifications that may be employed are within the scope of the claims. Thus, by way of example, but not of limitation, alternative embodiments may be utilized in accordance with the teachings herein. Accordingly, the claims are not limited to embodiments precisely as shown and described.

The invention claimed is:

1. A method of treating migraine, comprising orally administering one tablet daily to a human being in need thereof, wherein the tablet comprises about 20 mg of meloxicam, or a molar equivalent amount of a salt form of meloxicam, and about 10 mg to about 15 mg of a rizatriptan in a salt form or the free base form, wherein the meloxicam is complexed with a sulfobutyl ether β -cyclodextrin (SBE β CD), wherein the T_{max} of meloxicam in the human being is less than 60 minutes, wherein the human being has acute pain, wherein the human being experiences pain relief at about 2 hours after the tablet is orally administered, and wherein administration of the tablet achieves a reduction in pain that lasts at least about 24 hours.

2. The method of claim 1, wherein, upon orally administering the tablet, the T_{max} of meloxicam in the human being is about 5×10^1 minutes.

3. The method of claim 1, wherein, upon orally administering the tablet, the C_{max} of meloxicam in the human being is from about 2,500 ng/ml to about 3,000 ng/ml.

4. The method of claim 1, wherein, upon orally administering the tablet, the C_{max} of meloxicam in the human being is about 3×10^3 ng/ml.

5. The method of claim 1, wherein, upon orally administering the tablet, the AUC_{0-inf} of meloxicam in the human being is from about 50,000 ng*hr/ml to about 70,000 ng*hr/mL.

6. The method of claim 1, wherein, upon orally administering the tablet, the AUC_{0-inf} of meloxicam in the human being is from about 50,000 ng*hr/mL to about 60,000 ng*hr/mL.

7. The method of claim 1, wherein, upon orally administering the tablet, the AUC_{0-inf} of meloxicam in the human being is about 5×10^4 ng*hr/ml.

8. The method of claim 1, wherein, upon orally administering the tablet, the mean elimination half-life is approximately 20 hours for meloxicam.

49

9. A method of treating migraine, comprising orally administering one tablet daily to a human being in need thereof, wherein the tablet comprises about 20 mg of meloxicam, or a molar equivalent amount of a salt form of meloxicam, and about 10 mg to about 15 mg of a rizatriptan in a salt form or the free base form, wherein the meloxicam is complexed with a sulfobutyl ether β -cyclodextrin (SBE β CD), wherein the tablet further comprises sodium bicarbonate, wherein the T_{max} of meloxicam in the human being is less than 60 minutes, wherein the human being has acute pain, wherein the human being experiences pain relief at about 2 hours after the tablet is orally administered, and wherein administration of the tablet achieves a reduction in pain that lasts at least about 24 hours.

10. The method of claim 9, wherein, upon orally administering the tablet, the T_{max} of meloxicam in the human being is about 5×10^1 minutes.

11. The method of claim 9, wherein, upon orally administering the tablet, the C_{max} of meloxicam in the human being is from about 2,500 ng/ml to about 3,000 ng/ml.

50

12. The method of claim 9, wherein, upon orally administering the tablet, the C_{max} of meloxicam in the human being is about 3×10^3 ng/ml.

13. The method of claim 9, wherein, upon orally administering the tablet, the AUC_{o-inf} of meloxicam in the human being is from about 50,000 ng*hr/ml to about 70,000 ng*hr/mL.

14. The method of claim 9, wherein, upon orally administering the tablet, the AUC_{o-inf} of meloxicam in the human being is from about 50,000 ng*hr/ml to about 60,000 ng*hr/mL.

15. The method of claim 9, wherein, upon orally administering the tablet, the AUC_{o-inf} of meloxicam in the human being is about 5×10^4 ng*hr/mL.

16. The method of claim 9, wherein, upon orally administering the tablet, the mean elimination half-life is approximately 20 hours for meloxicam.

* * * * *