



(19) **United States**

(12) **Patent Application Publication**
Kenney et al.

(10) **Pub. No.: US 2016/0196028 A1**

(43) **Pub. Date: Jul. 7, 2016**

(54) **PORTABLE ELECTRONIC DEVICE HAVING TOUCH-SENSITIVE DISPLAY WITH VARIABLE REPEAT RATE**

Publication Classification

(71) Applicant: **BlackBerry Limited**, Waterloo (CA)

(51) **Int. Cl.**
G06F 3/0487 (2006.01)
G06F 3/0488 (2006.01)

(72) Inventors: **Jeffrey Brent Kenney**, Ottawa (CA);
Deepankar Banshilal Jain, Winona Lake, IN (US)

(52) **U.S. Cl.**
CPC *G06F 3/0487* (2013.01); *G06F 3/04883* (2013.01); *G06F 3/04886* (2013.01)

(73) Assignee: **BlackBerry Limited**, Waterloo (CA)

(57) **ABSTRACT**

(21) Appl. No.: **15/068,768**

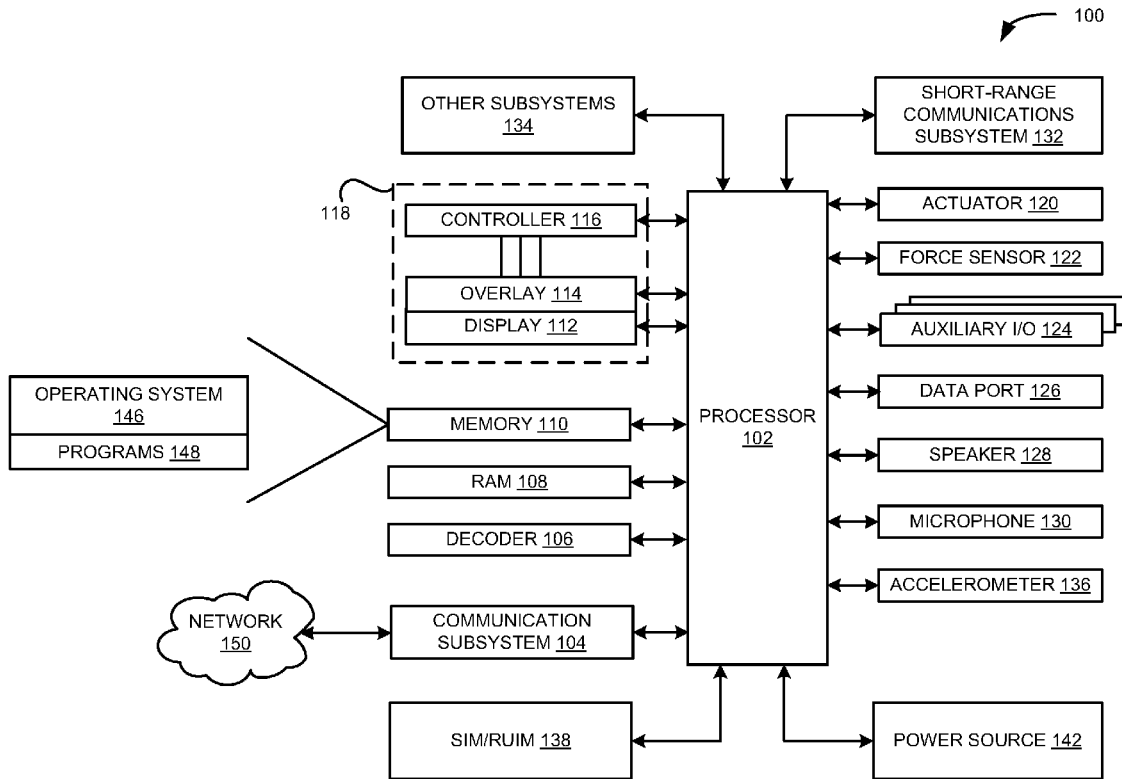
A method of controlling a repeat rate of a button displayed on a touch-sensitive display of a portable electronic device is described. In accordance with one embodiment, there is provided a method of operating a touch-sensitive display, comprising: displaying on the touch-sensitive display a user interface screen including a user interface element, the user interface element being activatable by first control input to perform a single instance of an action; when a variable repeat control mode is activated: in response to receipt of a second control input, repeating the action associated with the user interface element at a rate dependent on the second control input; and when the variable repeat control mode is not activated: disabling ability of the second control input to cause the repeating of the action and enabling the first control input to cause a single instance of the action.

(22) Filed: **Mar. 14, 2016**

Related U.S. Application Data

(63) Continuation of application No. 13/028,042, filed on Feb. 15, 2011, now Pat. No. 9,285,988.

(60) Provisional application No. 61/326,083, filed on Apr. 20, 2010.



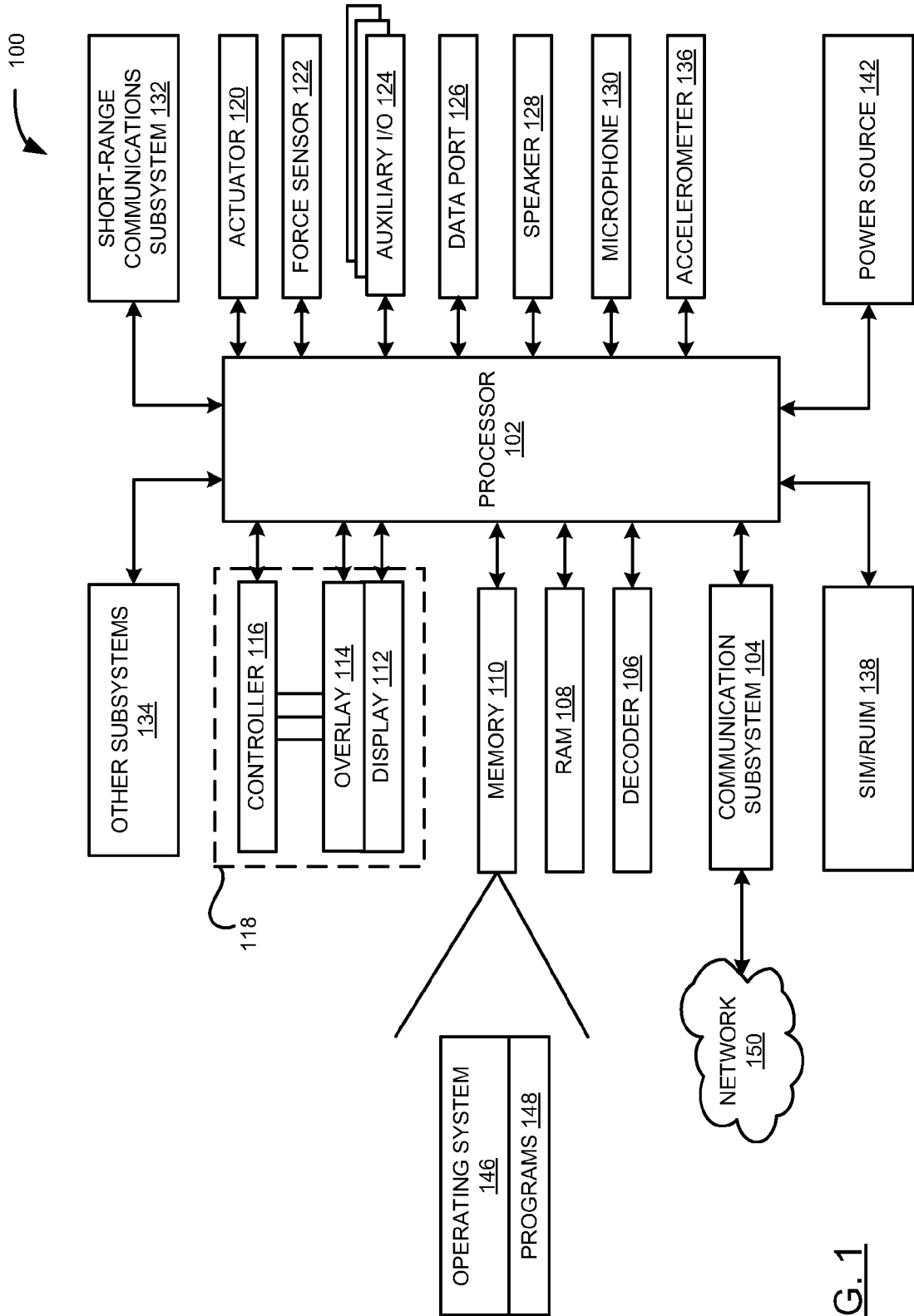


FIG. 1

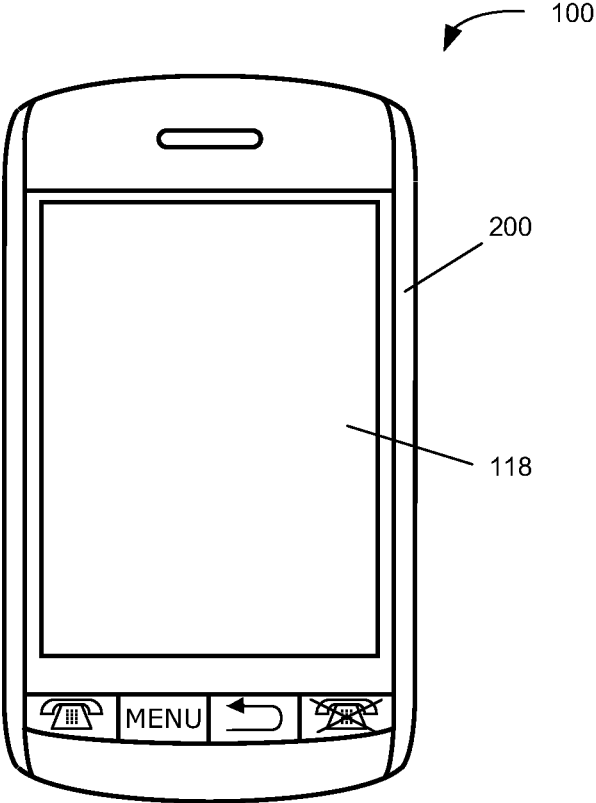


FIG. 2

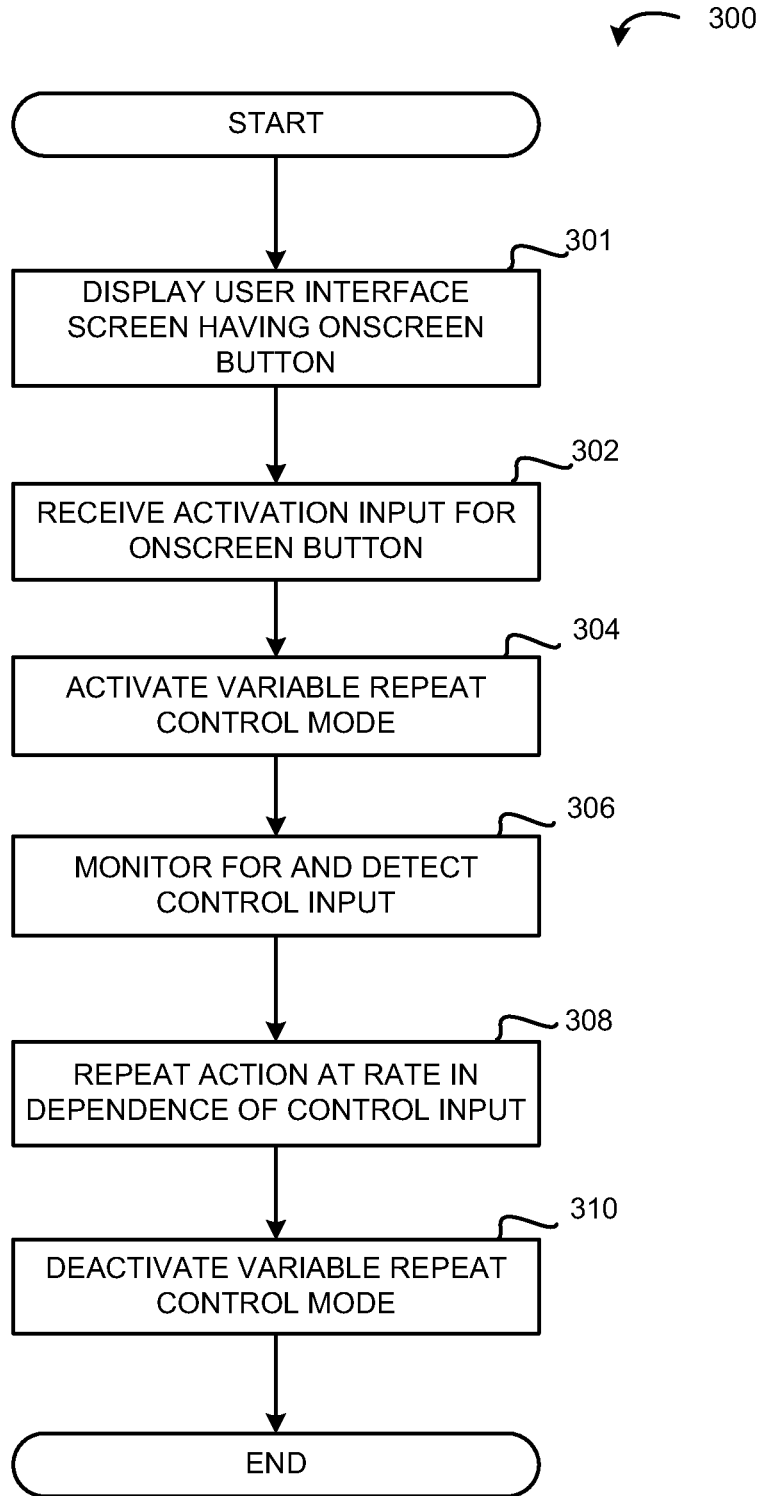


FIG. 3

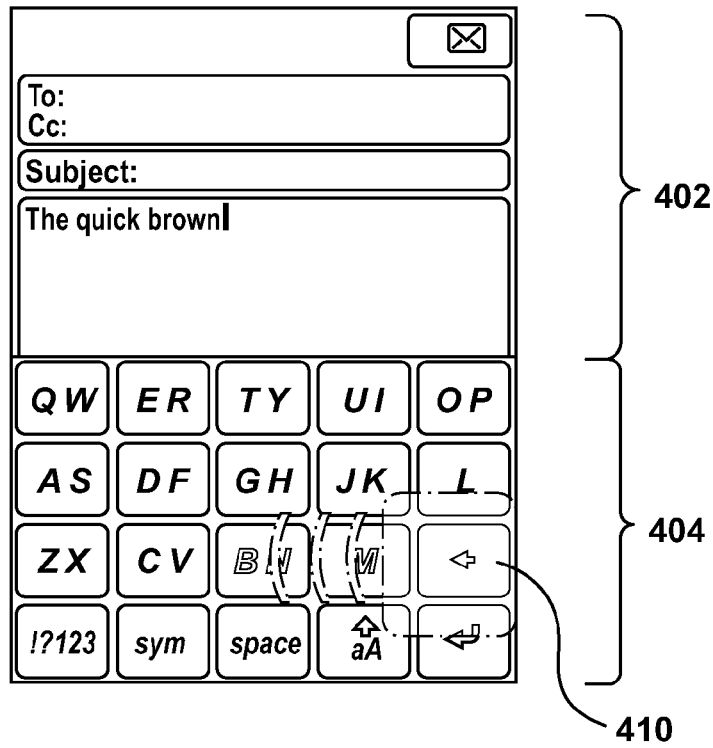


FIG. 4A

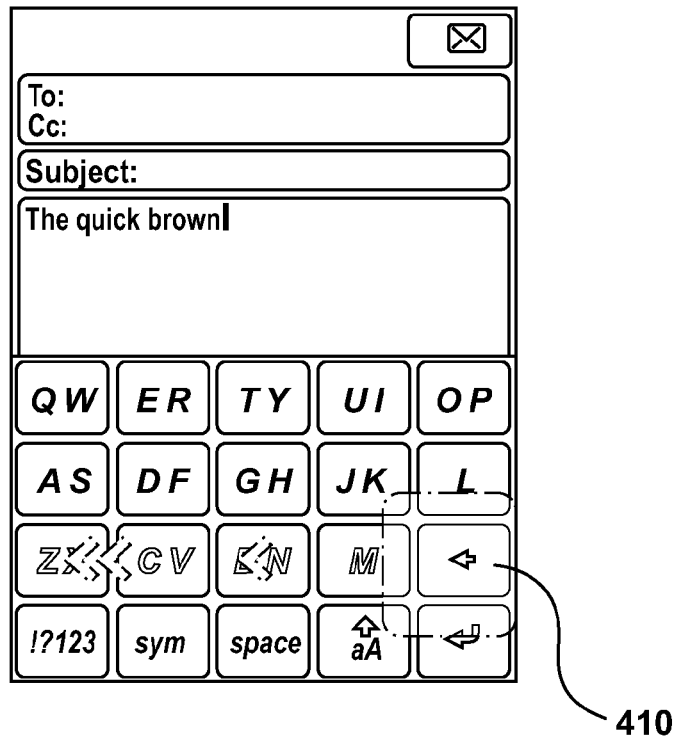
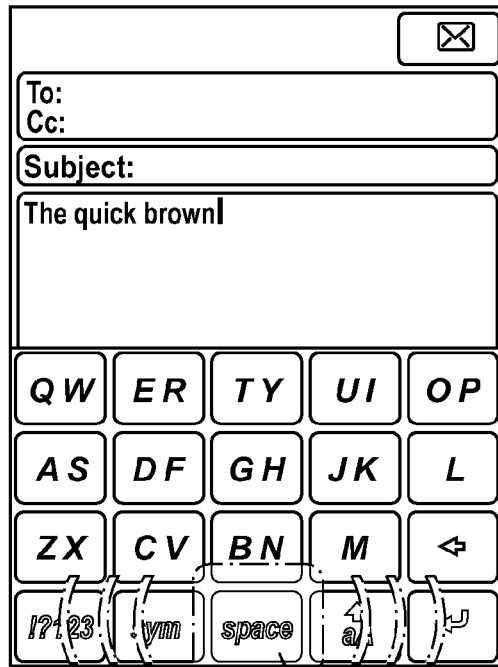
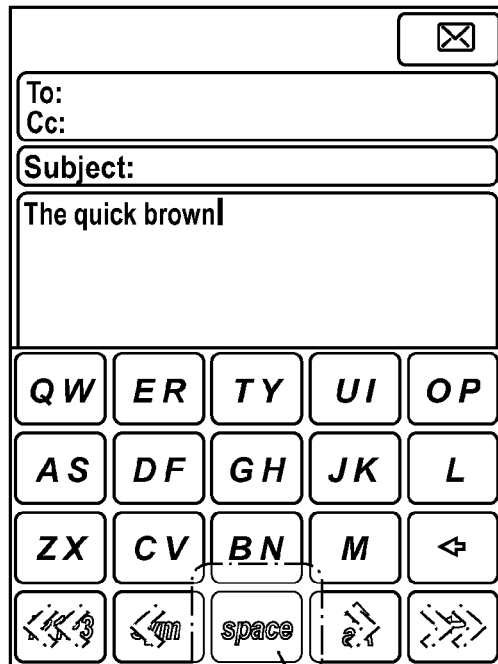


FIG. 4B



510

FIG. 5A



510

FIG. 5B

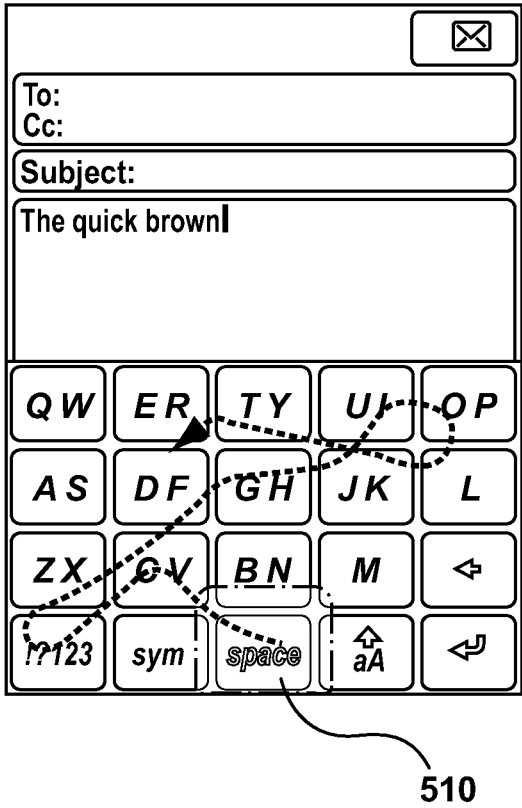


FIG. 5C

**PORTABLE ELECTRONIC DEVICE HAVING
TOUCH-SENSITIVE DISPLAY WITH
VARIABLE REPEAT RATE**

RELATED APPLICATION DATA

[0001] The present application is a continuation of U.S. patent application Ser. No. 13/028,042, filed Feb. 15, 2011, which claims priority to, and the benefit of, provisional U.S. patent application Ser. No. 61/326,083, filed Apr. 20, 2010. The content of both of these documents is incorporated herein by reference.

TECHNICAL FIELD

[0002] The present disclosure relates to portable electronic devices, and in particular to portable electronic devices having touchscreen displays and their control.

BACKGROUND

[0003] Electronic devices, including portable electronic devices, have gained widespread use and may provide a variety of functions including, for example, telephonic, electronic messaging and other personal information manager (PIM) application functions. Portable electronic devices include, for example, several types of mobile stations such as simple cellular telephones, smart telephones, wireless personal digital assistants (PDAs), and laptop computers with wireless 802.11 or Bluetooth™ capabilities.

[0004] Portable electronic devices such as PDAs or smart telephones are generally intended for handheld use and ease of portability. Smaller devices are generally desirable for portability. A touch-sensitive display, also known as a touchscreen display, is particularly useful on handheld devices, which are small and have limited space for user input and output. The information displayed on the touch-sensitive displays may be modified depending on the functions and operations being performed. Performing repetitive actions on touch-sensitive displays while maintaining an efficient graphical user interface is a challenge for portable electronic devices having touch-sensitive displays. Accordingly, improvements in controlling inputs of touch-sensitive displays of portable electronic devices are desirable.

BRIEF DESCRIPTION OF THE DRAWINGS

[0005] FIG. 1 is a simplified block diagram of components including internal components of a portable electronic device suitable for carrying out the example embodiments of the present disclosure;

[0006] FIG. 2 is a front view of an example of a portable electronic device in a portrait orientation;

[0007] FIG. 3 is a flowchart illustrating an example method of controlling the repeat rate of a button displayed on a touch-sensitive display in accordance with one example embodiment of the present disclosure;

[0008] FIGS. 4A and 4B are example user interface screens having a backspace button with a variable repeat rate in accordance with the present disclosure; and

[0009] FIGS. 5A to 5C are example user interface screens having a space button with a variable repeat rate in accordance with the present disclosure.

DETAILED DESCRIPTION OF EXAMPLE
EMBODIMENTS

[0010] The present disclosure provides a method of controlling the repeat rate of a button displayed on a touch-sensitive display of a portable electronic device. When the button is activated, input received by the portable electronic device may be used to vary the repeat rate of the button. The repeat rate may be varied by an amount proportional to the input received by the portable electronic device. When the input is a touch gesture detected by the touch-sensitive display, the speed and/or distance of the detected touch gesture may be used to proportionally vary the repeat rate of the button. A visual indication of the input for varying the repeat rate of the button may be displayed on the touch-sensitive display.

[0011] In accordance with one embodiment of the present disclosure, there is provided A method of operating a touch-sensitive display, comprising: displaying on the touch-sensitive display a user interface screen including a user interface element, the user interface element being activatable by first control input to perform a single instance of an action; when a variable repeat control mode is activated: in response to receipt of a second control input, repeating the action associated with the user interface element at a rate dependent on the second control input; and when the variable repeat control mode is not activated: disabling ability of the second control input to cause the repeating of the action and enabling the first control input to cause a single instance of the action.

[0012] In accordance with another embodiment of the present disclosure, there is provided a method of controlling touch input on a touch-sensitive display of a portable electronic device, the method comprising: displaying a user interface screen having at least one button on the touch-sensitive display; varying a repeat rate of an action associated with the button in response to received input; and repeating the action associated with the button at the repeat rate, for example, when predetermined control input is received. In some examples, the repeat rate is varied in response to receiving selection input activating the button. In some examples, the repeat rate is varied by an amount proportional to the received input. In some examples, the action is inputting a character.

[0013] In accordance with a further embodiment of the present disclosure, there is provided a method of controlling touch input on a touch-sensitive display of a portable electronic device, the method comprising: displaying a user interface screen having at least one button on the touch-sensitive display; activating a variable repeat control mode in response to activation input; and repeating an action associated with the button at a rate dependent on predetermined control input. In some examples, the action is inputting a character.

[0014] In some examples, a visual indication of the predetermined control input for varying the rate of repeating the action is displayed on the touch-sensitive display when the variable repeat control mode is activated.

[0015] In some examples, a variable repeat control mode area is defined for receiving the predetermined control input. In some examples, a visual indication of the variable repeat control mode area is displayed on the user interface screen when in the variable repeat control mode.

[0016] In accordance with a further embodiment of the present disclosure, there is provided a portable electronic device, comprising: a processor; a touch-sensitive display having a touch-sensitive overlay coupled to the processor; wherein the processor is configured for: causing displaying of

a user interface screen having at least one button on the touch-sensitive display; activating a variable repeat control mode in response to activation input; and repeating an action associated with the button at a rate dependent on predetermined control input.

[0017] In accordance with yet a further embodiment of the present disclosure, there is provided an electronic device, comprising: a processor; a touch-sensitive display having a touch-sensitive overlay coupled to the processor; wherein the portable electronic device, for example via the processor, is configured to perform the method(s) set forth herein.

[0018] In accordance with yet a further embodiment of the present disclosure, there is provided a non-transitory machine readable medium having instructions stored thereon, wherein the instructions, when executed by a processor of an electronic device having a touch-sensitive display, causes the electronic device to perform the method(s) set forth herein.

[0019] For simplicity and clarity of illustration, reference numerals may be repeated among the figures to indicate corresponding or analogous elements. Numerous details are set forth to provide an understanding of the embodiments described herein. The embodiments may be practiced without these details. In other instances, well-known methods, procedures, and components have not been described in detail to avoid obscuring the embodiments described. The description is not to be considered as limited to the scope of the embodiments described herein.

[0020] The disclosure generally relates to an electronic device, which is a portable electronic device in the embodiments described herein. Examples of portable electronic devices include mobile, or handheld, wireless communication devices such as pagers, cellular phones, cellular smartphones, wireless organizers, PDAs, wirelessly enabled notebook computers, tablet computing devices, and so forth. The portable electronic device may also be a portable electronic device with or without wireless communication capabilities, such as a handheld electronic game device, digital photograph album, digital camera, or other device.

[0021] A block diagram of an example of a portable electronic device 100 is shown in FIG. 1. The portable electronic device 100 includes multiple components, such as a processor 102 that controls the overall operation of the portable electronic device 100. Communication functions, including data and voice communications, are performed through a communication subsystem 104. Data received by the portable electronic device 100 is decompressed and decrypted by a decoder 106. The communication subsystem 104 receives messages from and sends messages to a wireless network 150. The wireless network 150 may be any type of wireless network, including, but not limited to, data wireless networks, voice wireless networks, and networks that support both voice and data communications. A power source 142, such as one or more rechargeable batteries or a port to an external power supply, powers the portable electronic device 100. While the shown portable electronic device 100 is a “bar” or “brick” style device, the present disclosure is intended to capture all types of form factors including, but not limited to, slider-style and flip-style devices.

[0022] The processor 102 interacts with other components, such as Random Access Memory (RAM) 108, memory 110, a display 112 (such as a liquid crystal display (LCD)) with a touch-sensitive overlay 114 operably coupled to an electronic controller 116 that together comprise a touch-sensitive display 118, one or more actuators 120, one or more force

sensors 122, one or more auxiliary input/output (I/O) subsystems 124, a data port 126, a speaker 128, a microphone 130, short-range communications subsystem 132, and other device subsystems 134. User-interaction with a graphical user interface (GUI) is performed through the touch-sensitive overlay 114. The processor 102 interacts with the touch-sensitive overlay 114 via the electronic controller 116. Information, such as text, characters, symbols, images, icons, and other items that may be displayed or rendered on a portable electronic device, is displayed on the touch-sensitive display 118 via the processor 102. The processor 102 may interact with an accelerometer 136 that may be utilized to detect direction of gravitational forces or gravity-induced reaction forces.

[0023] To identify a subscriber for network access, the portable electronic device 100 uses a Subscriber Identity Module or a Removable User Identity Module (SIM/RUIM) card 138 for communication with a network, such as the wireless network 150. Alternatively, user identification information may be programmed into memory 110.

[0024] The portable electronic device 100 includes an operating system 146 and software applications or programs 148 that are executed by the processor 102 and are typically stored in a persistent, updatable store such as the memory 110. Additional applications or programs 148 may be loaded onto the portable electronic device 100 through the wireless network 150, the auxiliary I/O subsystem 124, the data port 126, the short-range communications subsystem 132, or any other suitable subsystem 134.

[0025] A received signal such as a text message, an e-mail message, or web page download is processed by the communication subsystem 104 and input to the processor 102. The processor 102 processes the received signal for output to the display 112 and/or to the auxiliary I/O subsystem 124. A subscriber may generate data items, for example e-mail messages, which may be transmitted over the wireless network 150 through the communication subsystem 104. For voice communications, the overall operation of the portable electronic device 100 is similar. The speaker 128 outputs audible information converted from electrical signals, and the microphone 130 converts audible information into electrical signals for processing.

[0026] FIG. 2 shows a front view of an example of a portable electronic device 100 in portrait orientation. The portable electronic device 100 includes a housing 200 that houses internal components including internal components shown in FIG. 1 and frames the touch-sensitive display 118 such that the touch-sensitive display 118 is exposed for user-interaction therewith when the portable electronic device 100 is in use. It will be appreciated that the touch-sensitive display 118 may include any suitable number of user-selectable features rendered thereon, for example, in the form of virtual buttons for user-selection of, for example, applications, options, or keys of a keyboard for user entry of data during operation of the portable electronic device 100.

[0027] The touch-sensitive display 118 may be any suitable touch-sensitive display, such as a capacitive, resistive, infrared, surface acoustic wave (SAW) touch-sensitive display, strain gauge, optical imaging, dispersive signal technology, acoustic pulse recognition, and so forth, as known in the art. A capacitive touch-sensitive display includes a capacitive touch-sensitive overlay 114. The overlay 114 may be an assembly of multiple layers in a stack including, for example, a substrate, a ground shield layer, a barrier layer, one or more

capacitive touch sensor layers separated by a substrate or other barrier, and a cover. The capacitive touch sensor layers may be any suitable material, such as patterned indium tin oxide (ITO).

[0028] One or more touches, also known as touch contacts or touch events, may be detected by the touch-sensitive display **118**. The processor **102** may determine attributes of the touch, including a location of a touch. Touch location data may include an area of contact or a single point of contact, such as a point at or near a centre of the area of contact. The location of a detected touch may include x and y components, e.g., horizontal and vertical components, respectively, with respect to one's view of the touch-sensitive display **118**. For example, the x location component may be determined by a signal generated from one touch sensor, and the y location component may be determined by a signal generated from another touch sensor. A signal is provided to the controller **116** in response to detection of a touch. A touch may be detected from any suitable object, such as a finger, thumb, appendage, or other items, for example, a stylus, pen, or other pointer, depending on the nature of the touch-sensitive display **118**. Multiple simultaneous touches may be detected.

[0029] The touch-sensitive display **118** is described herein in the context of fingers of a device user for purposes of convenience only. It will be appreciated that a stylus or other object may be used for interacting with the touch-sensitive display **118** depending on the type.

[0030] The actuator(s) **120** may be depressed or activated by applying sufficient force to the touch-sensitive display **118** to overcome the actuation force of the actuator **120**. The actuator(s) **120** may be actuated by pressing anywhere on the touch-sensitive display **118**. The actuator(s) **120** may provide input to the processor **102** when actuated. Actuation of the actuator(s) **120** may result in provision of tactile feedback. When force is applied, the touch-sensitive display **118** is depressible, pivotable, and/or movable. Such a force may actuate the actuator(s) **120**. In other embodiments, the actuator(s) **120** may be omitted.

[0031] A flowchart illustrating an example embodiment of a method **300** of controlling the repeat rate of a button in a user interface screen displayed on the touch-sensitive display **118** of the portable electronic device **100** is shown in FIG. 3. The method **300** may be carried out by software executed, for example, by the processor **102**. Coding of software for carrying out such a method **300** is within the scope of a person of ordinary skill in the art given the present disclosure. The method **300** may contain additional or fewer processes than shown and/or described, and may be performed in a different order. Computer-readable code executable by at least one processor **102** of the portable electronic device **100** to perform the method **300** may be stored in a computer-readable medium such as the memory **110**.

[0032] In a first step **301**, the portable electronic device **100** displays a user interface screen having at least one button having a repeatable action on the touch-sensitive display **118**. The user interface screen may be any user interface screen and the button, sometimes referred to as a virtual button or onscreen button, may be any button or key having a repeatable action. In the example embodiments shown in FIGS. 4A, 4B and 5A to 5C, the user interface screen is a text entry user interface screen, such as a message composition user interface screen, and the button is a keyboard button.

[0033] Examples of buttons having a repeatable action include, but are not limited to, the ENTER (or delimiter)

button, space button, backspace button, numeric buttons and symbol buttons. The button may be any onscreen button or (key) such as a letter button configured to use the activation input for variable repeat control mode, described below.

[0034] The input used for activation input may be used by one or more buttons for some other purpose in which case the variable repeat control mode cannot be used for such buttons. For example, in some embodiments, the activation input for activating the variable repeat control mode is a touch and hold gesture which, for letter buttons, may be used for capitalization or invoking accent popup menus. Accordingly, the touch and hold gesture may not be used for activating the variable repeat control mode for letter buttons in such embodiments. However, if an input other than a touch and hold gesture is used for activating the variable repeat control mode, the variable repeat control mode may be used for letter buttons. Alternatively, the input for capitalization or invoking accent popup menus may be changed to an input other than a touch and hold gesture.

[0035] Referring now to FIGS. 4A and 4B, example user interface screens having a backspace button with a variable repeat rate in accordance with the present disclosure are shown. FIG. 4A shows a message composition user interface (UI) screen for composing electronic messages such as email messages in a portrait screen orientation. The message composition UI screen comprises a message portion **402** and a keyboard **404** sometimes referred to as a virtual keyboard or onscreen keyboard. In the shown example, the keyboard **404** is located below the message portion **402** and is a reduced keyboard. A full keyboard may alternatively be used, for example, when the message composition UI screen is in a landscape screen orientation.

[0036] The keyboard **404** includes a backspace button **410** having a variable repeat rate in accordance with the present disclosure. The backspace button **410** is activated in the message composition UI screen shown in FIG. 4A. When the backspace button **410** is activated, the appearance of the backspace button **410** is changed from a first visual state which provides a visual indication that the variable repeat control mode of the backspace button **410** is not activated (e.g., deactivated) to a second visual state which provides a visual indication that the variable repeat control mode of the backspace button **410** is activated. The second visual state is different than the first visual state; however, the implementation of the first visual state and second visual state may vary between embodiments.

[0037] In the shown embodiment, the background colour and text colour of the backspace button **410** is changed in response to activation and deactivation, respectively. In some embodiments, the backspace button **410** may have a background colour of blue and a text colour of white when activated, and a background colour of black and a text colour of white when deactivated. In other embodiments, a halo, such as a blue halo, may be displayed on and/or around the backspace button **410** to provide a visual indication that the backspace button **410** is activated. Other visual schemes, including other colour schemes, may be used to provide a visual indication that a button is activated or deactivated (sometimes alternatively referred to as selected or deselected/unselected).

[0038] When a variable repeat control mode of the button **410** is activated as described below, a visual indication of a variable repeat control mode area for receiving predetermined control input for varying the rate of repeating the action (i.e., backspace) of the backspace button **410** may be

displayed on the touch-sensitive display 118. The visual indication of a variable repeat control mode area may be a UI window or box, which may be coloured different than the remainder of the UI screen to catch the attention of the device user. Other visual indications of a variable repeat control mode area may be used. While no visual indication of a variable repeat control mode area is shown in FIGS. 4A to 5C, a visual indication of the predetermined control input for varying the rate of repeating the action of the backspace button 410 is displayed on the touch-sensitive display 118.

[0039] The visual indication of the predetermined control input is typically displayed in the visual indication of a variable repeat control mode area (e.g., UI window or box) when provided.

[0040] In FIG. 4A, the visual indication of the predetermined control input is a series of round brackets, also known as open brackets or parentheses, extending to the left of the backspace button 410. In the shown example, three round brackets “(((” are shown. The orientation of the brackets in a direction left of the backspace button 410 provides a visual indication that a touch gesture to the left, such as a left swipe, may be used to repeat the action of the backspace button 410 (e.g., backspace).

[0041] The embodiment shown in FIG. 4B is similar to that shown in 4A with the notable exception that a series of angle brackets, also known as triangular brackets or chevrons, are used as the visual indication of the predetermined control input rather than open brackets. The angle brackets are located to the left of the backspace button 410 as in FIG. 4A, however, in the example of FIG. 4B a single angle bracket “<” is followed by double angle brackets “<<” to provide a visual indication that the predetermined control input provides proportional control for varying the rate of repeating the action. The location of the double brackets further away from the backspace button 410 provides a visual indication that a touch gesture having longer travel distance, i.e. a touch gesture having a centroid which moves a longer distance over a duration of the touch gesture, will have a greater repeat rate.

[0042] In other embodiments, visual indications of the predetermined control input for varying the rate of repeating the action may be omitted.

[0043] Referring now to FIGS. 5A to 5C, example user interface screens having a space button 510 with a variable repeat rate in accordance with the present disclosure are shown. The user interface screens shown in FIGS. 5A to 5C are similar to those of FIGS. 4A and 4B with the notable exception that the keyboard 404 includes a space button 510 rather than a backspace button 410 and that more than one predetermined control input are provided.

[0044] In FIG. 5A, the visual indication of a first predetermined control input is a first series of round brackets “(((” extending to the left of the space button 510. The visual indication of a second predetermined control input is a second series of round brackets “)))” extending to the right of the space button 510. In the shown example, three round brackets are shown for each predetermined control input. The orientation of the first series of brackets in a direction extending left of the space button 510 provides a visual indication that a touch gesture to the left, such as a left swipe, may be used to repeat the action of the space button 510 (e.g. space character input). Similarly, the orientation of the second series of brackets in a direction extending right of the space button 510 provides a visual indication that a touch gesture to the right,

such as a right swipe, may be used to repeat the action of the space button 510 (e.g. space character input).

[0045] The embodiment shown in FIG. 5B is similar to that shown in 5A with the notable exception that angle brackets are used as the visual indication of the predetermined control input rather than open brackets. In the shown embodiment, the visual indication of a first predetermined control input is a first series of angle brackets “<<<<” extending to the left of the space button 510. The visual indication of a second predetermined control input is a second series of angle brackets “>>>>” extending to the right of the space button 510. As in FIG. 4B described above, a single angle bracket “<” followed by double angle brackets “<<” provides a visual indication that the predetermined control input provides proportional control for varying the rate of repeating the action. The location of the double brackets further away from the backspace button 410 provides a visual indication that a touch gesture having longer travel distance, i.e. a touch gesture having a centroid which moves a longer distance over a duration of the touch gesture, will have a greater repeat rate.

[0046] FIG. 5C shows an alternative embodiment in which the user interface screen does not provide a visual indication of the predetermined control input for varying the rate of repeating the action. The travel of the centroid of the touch gesture from an initial contact point on the space button 510 is shown in FIG. 5C using an arrowed line. The arrowed line has been added for the purpose of explanation and does not appear in the UI screen. The UI screen shown in FIG. 5C where no visual indication of the predetermined control input is provided may be useful in embodiments in which the predetermined control input is random movement with the rate of repeating the action dependent on a speed of the touch gesture or a travel distance of the touch gesture without regard to direction.

[0047] Other visual indications of the predetermined control input for varying the rate of repeating the action may be used in other embodiments. For example, when the predetermined control input is touch gesture in a predetermined direction, the visual indication may be, but is not limited to, a directional indication such as an arrow, graphic representation such as an icon, text or alternate bracket type such as square brackets (e.g., []) or braces (e.g., { }).

[0048] Referring again to FIG. 3, in step 302 the portable electronic device 100 monitors for and detects activation input for activating the button in the user interface screen displayed on the touch-sensitive display 118. The button may be a backspace button 410 or space button 510 in the keyboard 404 as described above, or any other button having a repeatable action. The activation input may be, but is not limited to, a touch and hold gesture. A touch and hold gesture is detected or recognized when a touch event occurs for a duration which is greater than or equal to a threshold duration. The threshold duration may be, for example, 400 milliseconds in some embodiments. Other threshold durations are possible such as, for example, 250 milliseconds. A tap gesture is detected or recognized when a touch event occurs for a duration which is less than the threshold duration.

[0049] A touch and hold gesture occurs when a user touches a selectable onscreen item on the touch-sensitive display 118, such as a button or menu item, with a finger and holds the finger in contact with the touch-sensitive display 118 for a duration which exceeds the threshold duration. Touching a selectable onscreen item comprises touching a location of the touch-sensitive display 118 which is coinci-

dent with the selectable onscreen item displayed on the display **112**. A location is coincident with the selectable onscreen item in that the centroid of the touch event is within an input area of the user interface screen assigned for receiving input for activating the selectable onscreen item. The input area of the selectable onscreen item may be different than the displayed area of the selectable onscreen item on the display **112** in some embodiments, typically the input area being larger than the displayed area in such embodiments to accommodate touch offset of the user.

[0050] Next, in step **304** a variable repeat control mode of the button is activated in response to the activation input. The input for activating the variable repeat control mode is typically the input for activating the button in the user interface screen. This allows the device user to perform the regular action for activating the button, such as touching the button or clicking the button by pressing against the touch-sensitive display **118** so as to actuate the actuator **120**. When the button has been activated for the threshold duration or the actuator **120** is actuated, the variable repeat control mode associated with the button is activated. In other embodiments, separate activation input for activating the variable repeat control mode may be used (such as activation of a hardware button).

[0051] Other methods for activating the variable repeat control mode include, but are not limited to, multiple touch inputs coincident with the button which are received within a threshold duration of each other, predetermined touch gestures coincident with the button such as a pinch or swipe, or activating a hardware button (e.g., while touching the button).

[0052] The variable repeat control mode, also known as the variable rate button action repeat control mode, is a temporary control mode introduced to control the repeat rate of the button. When the variable repeat control mode is activated, a variable repeat control mode area of the UI screen displayed on touch-sensitive display **118** is reserved for interpreting touch events, such as touch gestures, for varying the repeat rate of the action associated with the button. The touch gestures provide fine and course grained control over the repeat rate of the action associated with the button.

[0053] The variable repeat control mode area may be overlaid overtop of any existing GUI components. Touch events within the variable repeat control mode area will be interpreted for varying the repeat rate of the action associated with the button and will not be relayed to any underlying GUI components. The variable repeat control mode area may include the area of the button in the UI screen. The variable repeat control mode area may be the entire UI screen, or the entire input area of the touch-sensitive display **118** in some embodiments.

[0054] A visual indication of the variable repeat control mode area may be provided. Alternatively, the visual state of the button may be changed to indicate that the button has entered the variable repeat control mode rather than a visual indication of the variable repeat control mode area, or no visual indication may be provided.

[0055] Next, in step **306** the portable electronic device **100** monitors for and detects predetermined control input for repeating the action associated with the button. The action may be any suitable action including, but not limited to, a backspace action of backspace button, space character entry of a space button, or delimiter input entry of an ENTER button. The predetermined control input may be a touch gesture performed by touching the touch-sensitive display **118** in a predetermined manner, typically using a finger, and

detected by the touch-sensitive display **118**. The touch gesture may be performed at any location in the variable repeat control mode area of the touch-sensitive display **118**. In some embodiments, a centroid of the touch gesture may move outside of the variable repeat control mode area provided that an initial contact point of the touch gesture is within the variable repeat control mode area. The touch gesture may comprise a series of small movements which are evaluated during the touch event with respect to a centroid of the touch event, or a swipe gesture which is evaluated after the corresponding touch event has ended.

[0056] The touch gesture may be a random movement in any two-dimensional direction as that shown by the arrowed lined in FIG. **5C**. When the touch gesture of the predetermined control input is a random movement, the rate of repeating the action is dependent on a speed of the touch gesture or a travel distance of the touch gesture without regard to direction. Alternatively, the touch gesture may be a movement in a predetermined direction (e.g., horizontal, vertical, etc.) as shown in FIGS. **4A**, **4B**, **5A** and **5B**. The touch gesture comprising movement in a predetermined direction is defined by a touch event having a centroid which moves from an initial contact point by an amount which exceeds a threshold distance in the predetermined direction (typically measured in displayed pixels). The predetermined direction may be a generally horizontal direction (i.e., left or right) relative to the screen orientation of the GUI, or a generally vertical direction (i.e., up or down) relative to the screen orientation of the GUI. Horizontal movements are often more intuitive for device users, however, both vertical and horizontal movements may be used in different embodiments.

[0057] A touch gesture in the horizontal direction may have a vertical component as well as a horizontal component provided that the vertical component is within a threshold tolerance, or the ratio of the vertical component to the horizontal component is within a threshold tolerance. Similarly, a touch gesture in the vertical direction may have a horizontal component as well as a vertical component provided that the horizontal component is within a threshold tolerance, or the ratio of the horizontal component to the vertical component is within a threshold tolerance. Touch data reported by the touch-sensitive display **118** may be analyzed to determine whether the horizontal component or vertical component is less than the threshold tolerance. When it is less than the threshold tolerance, the touch gesture is considered to be in a generally horizontal direction or a generally vertical direction as the case may be. When it is more than the threshold tolerance, the touch gesture is not considered generally horizontal direction or generally vertical direction.

[0058] Swipe gestures have a single direction and do not comprise a number of movements. Swipe gestures are evaluated by the portable electronic device **100** after the corresponding touch event has ended. The direction of the swipe gesture is evaluated with respect to an initial contact point of the touch event at which the finger makes contact with the touch-sensitive display **118** and a terminal (or ending) contact point at which the finger is lifted from the touch-sensitive display **118**. Examples of swipe gestures include a horizontal swipe gesture and vertical swipe gesture. A horizontal swipe gesture typically comprises an initial contact with the touch-sensitive display **118** towards its left or right edge to initialize the gesture, followed by a horizontal movement of the point of contact from the location of the initial contact to the opposite edge while maintaining continuous contact with the

touch-sensitive display **118**, and a breaking of the contact at the opposite edge of the touch-sensitive display **118** to complete the horizontal swipe gesture. Similarly, a vertical swipe gesture typically comprises an initial contact with the touch-sensitive display **118** towards its top or bottom edge to initialize the gesture, followed by a vertical movement of the point of contact from the location of the initial contact to the opposite edge while maintaining continuous contact with the touch-sensitive display **118**, and a breaking of the contact at the opposite edge of the touch-sensitive display **118** to complete the vertical swipe gesture.

[0059] Swipe gestures may be of various lengths, may be initiated in various places within the variable repeat control mode area on the touch-sensitive display **118**, and need not span the full dimension of the touch-sensitive display **118**. In addition, breaking contact of a swipe may be gradual, in that contact pressure on the touch-sensitive display **118** is gradually reduced while the swipe gesture is still underway.

[0060] Next, in step **308** the portable electronic device **100** repeats the action associated with the button when the predetermined control input is received by the portable electronic device **100** and detected, for example, by the processor **102**. The rate at which the action is repeated is dependent on the predetermined control input. The rate may be proportional to the predetermined control input. The predetermined control input, in at least some embodiments, is a touch gesture performed after maintaining contact with the touch-sensitive display **118** after activating the button. The rate of repeating the action may be dependent on either a speed of the touch gesture or a travel distance of the touch gesture. The speed or travel distance may be measured by the movement of the centroid of the touch gesture over its duration.

[0061] Random movements may be used to control the repeat rate or number of repeats of the action in some embodiments. In such embodiments, the rate that the action is repeated may be dependent on the distance that the centroid of the touch event has moved relative to a previous location without regard to direction, the activated button, or an initial location of the touch gesture. The distance moved by the centroid is referred to as the travel distance of the touch gesture. The action, e.g., backspace of the backspace button **410**, or space character input of the space button **510**, may be repeated each time the centroid of the touch gesture moves a threshold distance relative to the previous location. The threshold distance may be measured in a straight line from the previous location (e.g., previous location where the action was repeated). In some embodiments, the threshold distance is 10 linear pixels, however, other threshold distances may be used. Linear pixels are pixels measured in a straight line rather than a curved or irregular path. The action may be repeated at a default interval in the absence of the predetermined control input. This is convenient when the user does not wish to control the number of repeats or a repeat rate of the action. Alternatively, in other embodiments the action is not repeated in the absence of the predetermined control input.

[0062] In other embodiments, throttle-style movements may be used to control the repeat rate or number of repeats of the action. In such embodiments, the rate of repeating may be proportional to a multiplier calculated as the distance from an initial location coincident with the button, such as the closest edge of the button, divided by a threshold distance (e.g., 10 linear pixels) rounded to the nearest integer. A default button (or key) repeat rate may be multiplied by this multiplier to arrive at the adjusted repeat rate. For example, a default key

repeat rate of one key repeat every 250 milliseconds may be used in some embodiments. The repeat rate is based on the finger's distance (centroid) of the touch gesture reported by the touch-sensitive display **118** from the closest edge of the button. In other words, the further the finger (e.g., centroid) is from an edge of the button, the faster the action is repeated. Similarly, the closer the finger (e.g., centroid) is to an edge, the slower the button action is repeated. The initial location may be the centroid of the touch event activating the button rather than an edge of the activated button. For example, if the threshold distance is 10 linear pixels and the distance of centroid of the touch gesture from the initial location is 30 linear pixels, the multiplier is 3 ($30/10=3$). Increasing the repeat rate by a multiplier provides a control scheme in which a user's finger does not have to move far from the location of the button to control the repeat rate.

[0063] When the centroid of the touch gesture remains within the bounds of the button, the action may be repeated at a default interval in the absence of the predetermined control input. Alternatively, in other embodiments the action is not repeated in the absence of the predetermined control input.

[0064] When the distance from an initial location is used rather than a previous location in the context of random movement, the direction of the movement of the centroid from this location may be used to correspond to different actions. Examples of a user interface screen for such an example is shown in FIGS. **5A** and **5B**. For example, the repeat rate could be increased in a first direction (e.g., movement to the right) and decreased in a second direction (e.g., movement to the left). Alternatively, when the button is a space button **510**, the movement in one direction (e.g., movement to the right of the space button **510**) may insert space characters at a rate proportional to the distance from the button whereas movement in a second direction (e.g., movement to the right of the space button **510**) may insert backspace at a rate proportional to the distance from the space button **510**.

[0065] The first direction and second direction may be generally opposite to each other to provide more intuitive control for device users, however, the first and second directions may be oriented differently with respect to each other. Similarly, the first direction and second direction may be left and right relative to the screen orientation of GUI, respectively, to provide more intuitive control for device users, however, vertical directions, vertical and horizontal directions, or clockwise or counterclockwise directions may be used in different embodiments.

[0066] In other embodiments, the predetermined control input for repeating the action associated with the button may be a particular type of touch gesture including, but not limited to, a circular gesture, pinch gesture, or swipe, etc. When the predetermined control input is a circular gesture, the direction of the touch gesture is clockwise or counterclockwise. The direction of the touch gesture may be used to perform different key repeat actions. For example, movement in one direction (e.g., clockwise relative to the space button **510**) may insert space characters whereas movement in a second direction (e.g., counterclockwise relative to the space button **510**) may insert backspace.

[0067] Alternatively, in other embodiments, rather than controlling a rate at which the action is repeated, the predetermined control input may repeat the action by an amount which is dependent on the predetermined control input. In other words, the action may be repeated a number of times based on predetermined control input, such as a speed of the

touch gesture or a travel distance of the touch gesture, typically without regard to direction. For example, the travel distance (e.g. 10 linear pixels of movement) could be translated into a corresponding number of key/button repeats (e.g., 1) in accordance with a ratio of distance to repeats (e.g., 10:1). The action is typically repeated at a default interval in the absence of the predetermined control input. This is convenient when the user does not wish to control the number of repeats or a repeat rate of the action. Repeating the action a number of repeats based on a distance or speed of the touch gesture may be more effective for a control scheme based on random movement or a control scheme based on a particular type of touch gesture such as circular touch gesture. In contrast, increasing the repeat rate by a multiplier may be more effective for a control scheme based on throttle-style movement in which a user's finger does not have to move far from the button to control the repeat rate.

[0068] Next, in step **310** the variable repeat control mode is deactivated in response to deactivation input for deactivating the variable repeat control mode of the button. The variable repeat control mode associated with the button may be deactivated by performing the regular action for deactivating the button such as breaking contact with the touch-sensitive display **118**, for example, by lifting the finger after performing the predetermined control input for repeating the action associated with the at least one button, or unclicking the button by pressing against the touch-sensitive display **118** so as to actuate the actuator **120**.

[0069] Other methods for deactivating the variable repeat control mode include, but are not limited to, activating an area or UI component outside of the variable repeat control mode area, activating a hardware button, multiple touch inputs coincident with the button which are received within a threshold duration of each other, or predetermined touch gestures coincident with the button such as a pinch or swipe.

[0070] When the variable repeat control mode is deactivated, the UI components of the user interface screen within the variable repeat control mode area return to normal operation and receive touch inputs from the user in the ordinary way.

[0071] Unlike conventional buttons in which the action associated with the button is repeated on an interval basis, the present disclosure provides a method in which the repeat rate of a button may be directly controlled by the user without having the user repeatedly activate the button. This reduces wear on the portable electronic device and may reduce the error rate when repeating action compared to conventional approaches.

[0072] While the present disclosure is described primarily in terms of methods, the present disclosure is also directed to a portable electronic device configured to perform at least part of the methods. The portable electronic device may be configured using hardware modules, software modules, a combination of hardware and software modules, or any other suitable manner. The present disclosure is also directed to a pre-recorded storage device or computer-readable medium having computer-readable code stored thereon, the computer-readable code being executable by at least one processor of the portable electronic device for performing at least parts of the described methods.

[0073] The present disclosure may be embodied in other specific forms without departing from its spirit or essential characteristics. The described embodiments are to be considered in all respects as being only illustrative and not restric-

tive. The present disclosure intends to cover and embrace all suitable changes in technology. The scope of the present disclosure is, therefore, described by the appended claims rather than by the foregoing description. All changes that come within the meaning and range of equivalency of the claims are intended to be embraced within their scope.

1. A method of operating a touch-sensitive display, comprising:

displaying on the touch-sensitive display a user interface screen including a user interface element, the user interface element being activatable by first control input to perform a single instance of an action;

when a variable repeat control mode is activated:

in response to receipt of a second control input, repeating the action associated with the user interface element at a rate dependent on the second control input; and

when the variable repeat control mode is not activated:

disabling ability of the second control input to cause the repeating of the action and enabling the first control input to cause a single instance of the action.

2. The method of claim **1**, wherein the user interface screen is a text editing user interface screen and the action is a text editing action.

3. The method of claim **2**, wherein the action is one of a backspace action of backspace button, space character entry of a space button, or delimiter input entry of an ENTER button.

4. The method of claim **1**, wherein the user interface screen is a keyboard and the user interface element is a button on the keyboard.

5. The method of claim **1**, further comprising:

monitoring for and detecting third control input for activating the variable repeat control mode;

activating the variable repeat control mode in response to receipt of the third control input.

6. The method of claim **5**, wherein the first control input is a tap, the second control input is a touch and hold gesture, and the third control input is a touch gesture.

7. The method of claim **5**, wherein the third control input is input from a hardware element of the electronic device.

8. The method of claim **1**, wherein the rate is proportional to the second control input.

9. The method of claim **1**, wherein the second control input is a touch gesture detected by the touch-sensitive display, and the rate is dependent on a speed of the detected touch gesture or a travel distance of the detected touch gesture.

10. The method of claim **9**, wherein the action is repeated a defined number of times defined by a travel distance of the detected touch gesture, wherein the action is performed once for every length of a threshold distance traveled by a centroid of the touch gesture.

11. The method of claim **10**, wherein the threshold distance is 10 linear pixels, wherein the action is performed once for every length of 10 linear pixels traveled by the centroid of the touch gesture.

12. The method of claim **1**, wherein the second control input is a touch gesture detected by the touch-sensitive display, wherein the rate is proportional to a distance of a centroid of the touch gesture from a reference location, wherein the reference location is an edge or a center of the user interface element or a centroid of the second control input.

13. The method of claim **12**, wherein the rate is increased in response to movement of the centroid in a first direction and

decreased in response to movement of the centroid in a second direction generally opposite to the first direction.

14. The method of claim **1**, further comprising:

when the variable repeat control mode is activated, repeating the action at a default interval in the absence of the second control input.

15. The method of claim **1**, wherein, when the variable repeat control mode is activated, the action is not repeated in the absence of the second control input.

16. The method of claim **1**, wherein the user interface element is displayed in a first visual state when the variable repeat control mode is not activated, and wherein the user interface element is displayed in a second visual state different from the first visual state when the variable repeat control mode is activated.

17. The method of claim **1**, wherein a visual indication of the second control input is displayed on the touch-sensitive display when the variable repeat control mode is activated.

18. The method of claim **1**, wherein a variable repeat control mode area is defined for receiving the second control input.

19. The method of claim **18**, wherein a visual indication of the variable repeat control mode area is displayed on the user interface screen when the variable repeat control mode is activated.

20. An electronic device, comprising:

a processor;

a touch-sensitive display having a touch-sensitive overlay coupled to the processor;

wherein the processor is configured for causing:

displaying on the touch-sensitive display a user interface screen including a user interface element, the user interface element being activatable by first control input to perform a single instance of an action;

when a variable repeat control mode is activated:

in response to receipt of a second control input, repeating the action associated with the user interface element at a rate dependent on the second control input; and

when the variable repeat control mode is not activated:

disabling ability of the second control input to cause the repeating of the action and enabling the first control input to cause a single instance of the action.

21. A non-transitory machine readable medium having instructions stored thereon, wherein the instructions, when executed by a processor of an electronic device having a touch-sensitive display, causes the electronic device to:

display on the touch-sensitive display a user interface screen including a user interface element, the user interface element being activatable by first control input to perform a single instance of an action;

when a variable repeat control mode is activated:

in response to receipt of a second control input, repeat the action associated with the user interface element at a rate dependent on the second control input; and

when the variable repeat control mode is not activated:

disable ability of the second control input to cause the repeat of the action and enable the first control input to cause a single instance of the action.

* * * * *