



(19) **United States**

(12) **Patent Application Publication**

Geller et al.

(10) **Pub. No.: US 2015/0215791 A1**

(43) **Pub. Date: Jul. 30, 2015**

(54) **ACCESS POINT MANAGEMENT AND USAGE IN A NETWORK ENVIRONMENT**

(52) **U.S. Cl.**

CPC **H04W 16/20** (2013.01); **H04W 8/18** (2013.01)

(71) Applicant: **Time Warner Cable Enterprises LLC**,
New York, NY (US)

(57) **ABSTRACT**

(72) Inventors: **Steven I. Geller**, Kensington, MD (US);
Peter Stern, Greenwich, CT (US);
Robert A. Cerbone, Potomac, MD (US);
Michael C. Roudi, Plano, TX (US)

A network management application receives input from a subscriber operating a computer device to add a new wireless access point to a network environment. The input specifies a geographical location in which the subscriber requests installation of the new wireless access point in the network environment. The network management application produces a message to include the geographical location as specified by the input. The message indicates that the subscriber requests installation of the new wireless access point at the geographical location. The network management application initiates transmission of the message from the computer device to an aggregator resource at a remote location. A service provider analyzes installation request information produced by the aggregator resource to determine where to install one or more new wireless access points in the network environment.

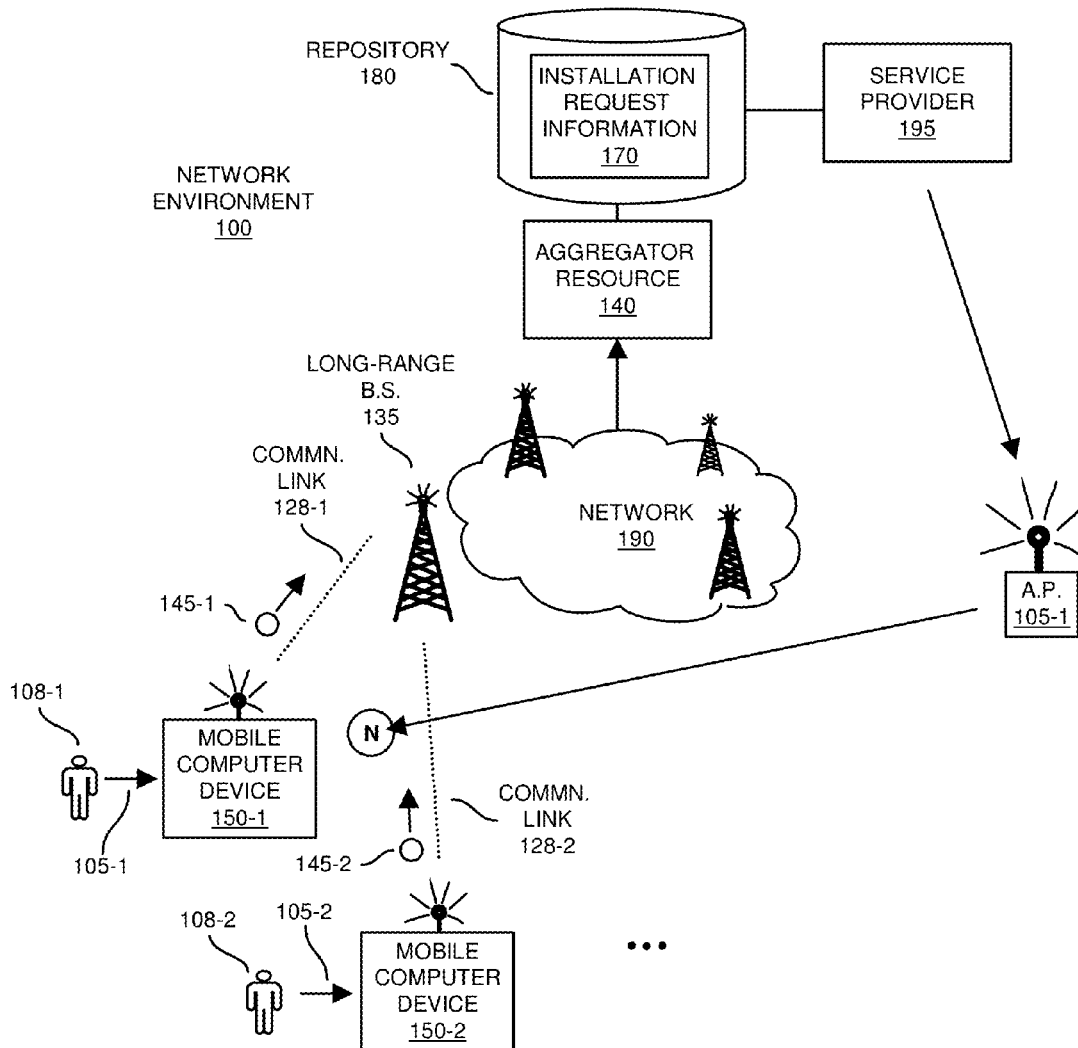
(21) Appl. No.: **14/167,082**

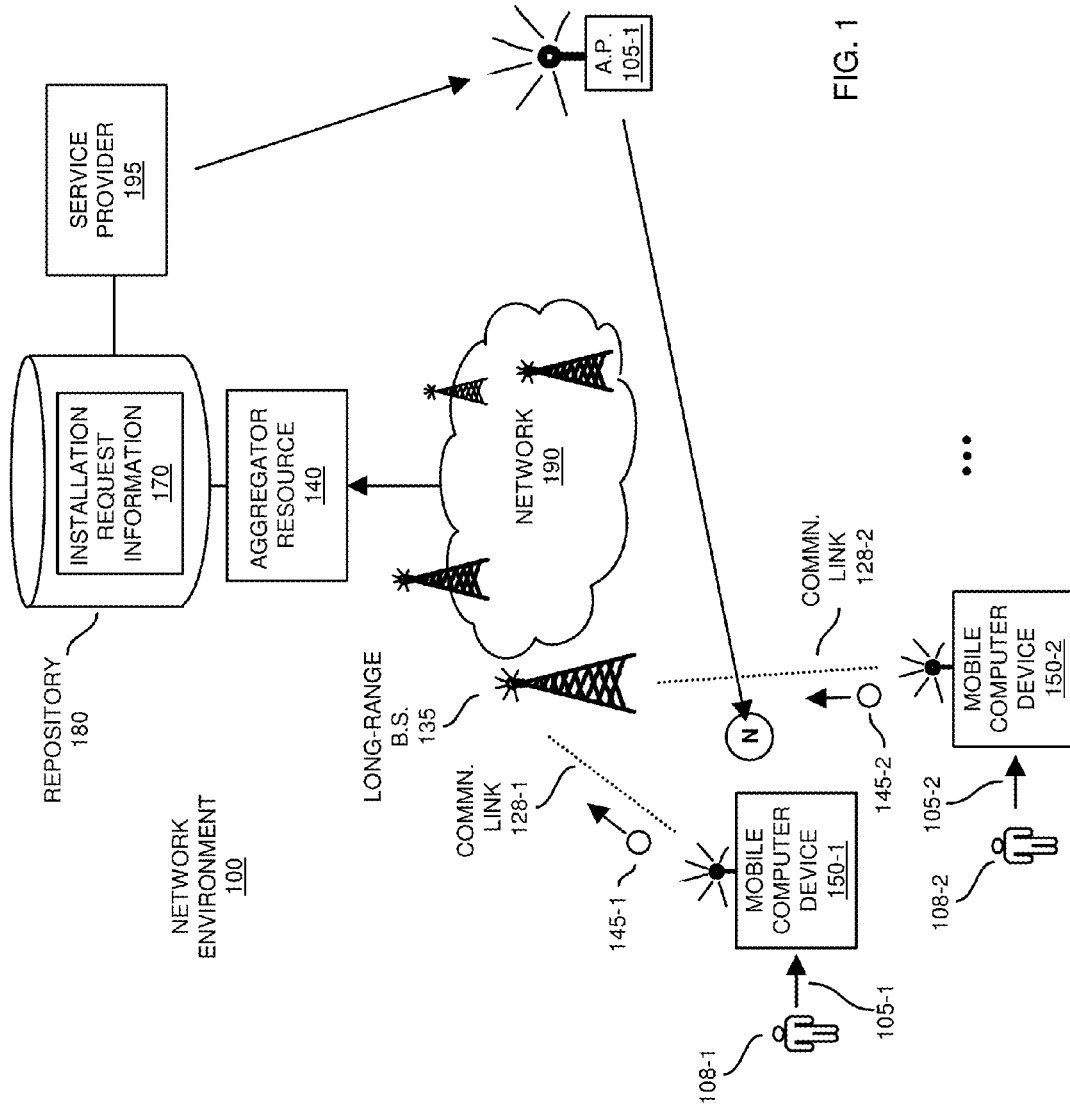
(22) Filed: **Jan. 29, 2014**

Publication Classification

(51) **Int. Cl.**

H04W 16/20 (2006.01)
H04W 8/18 (2006.01)





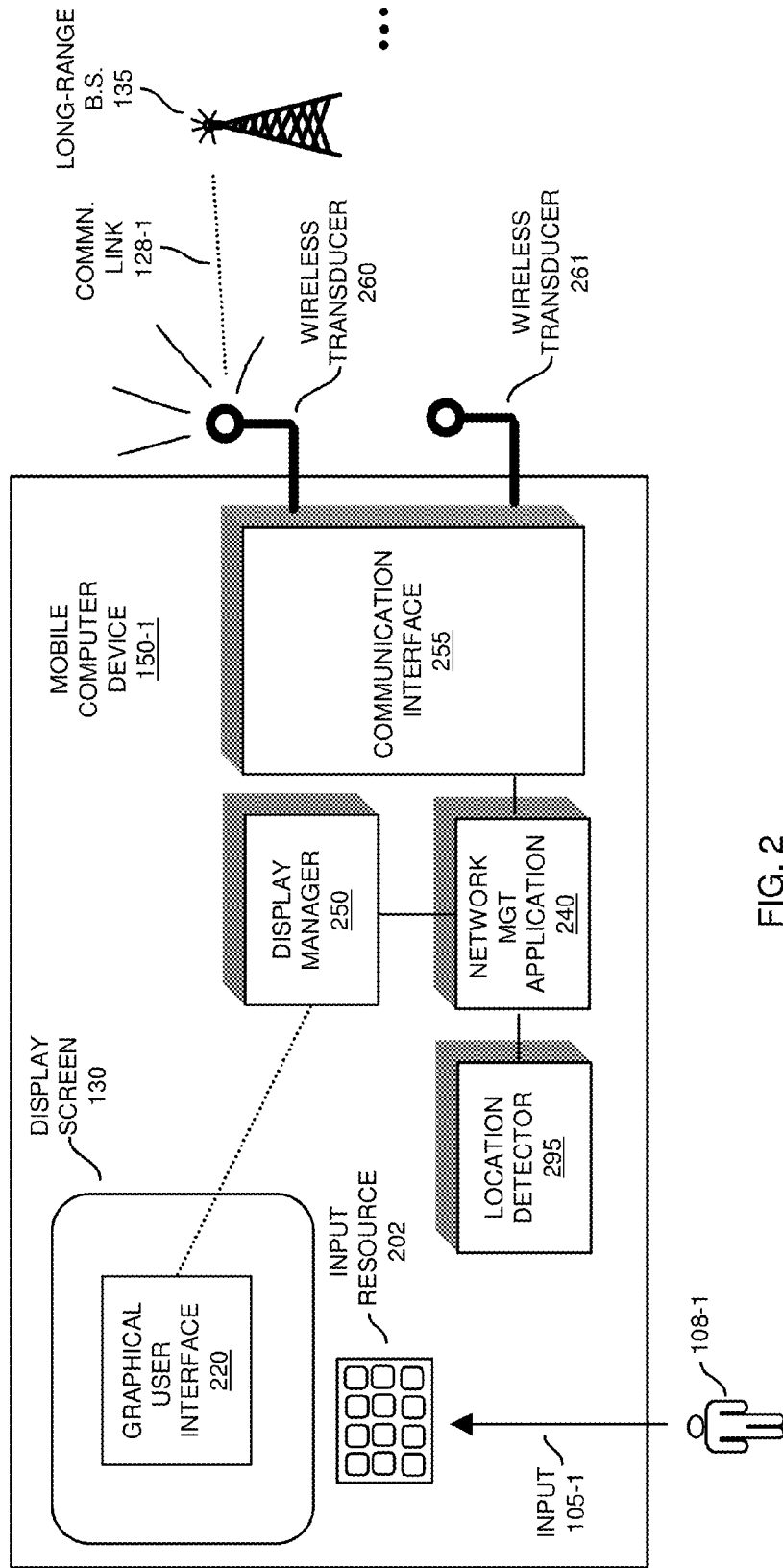


FIG. 2

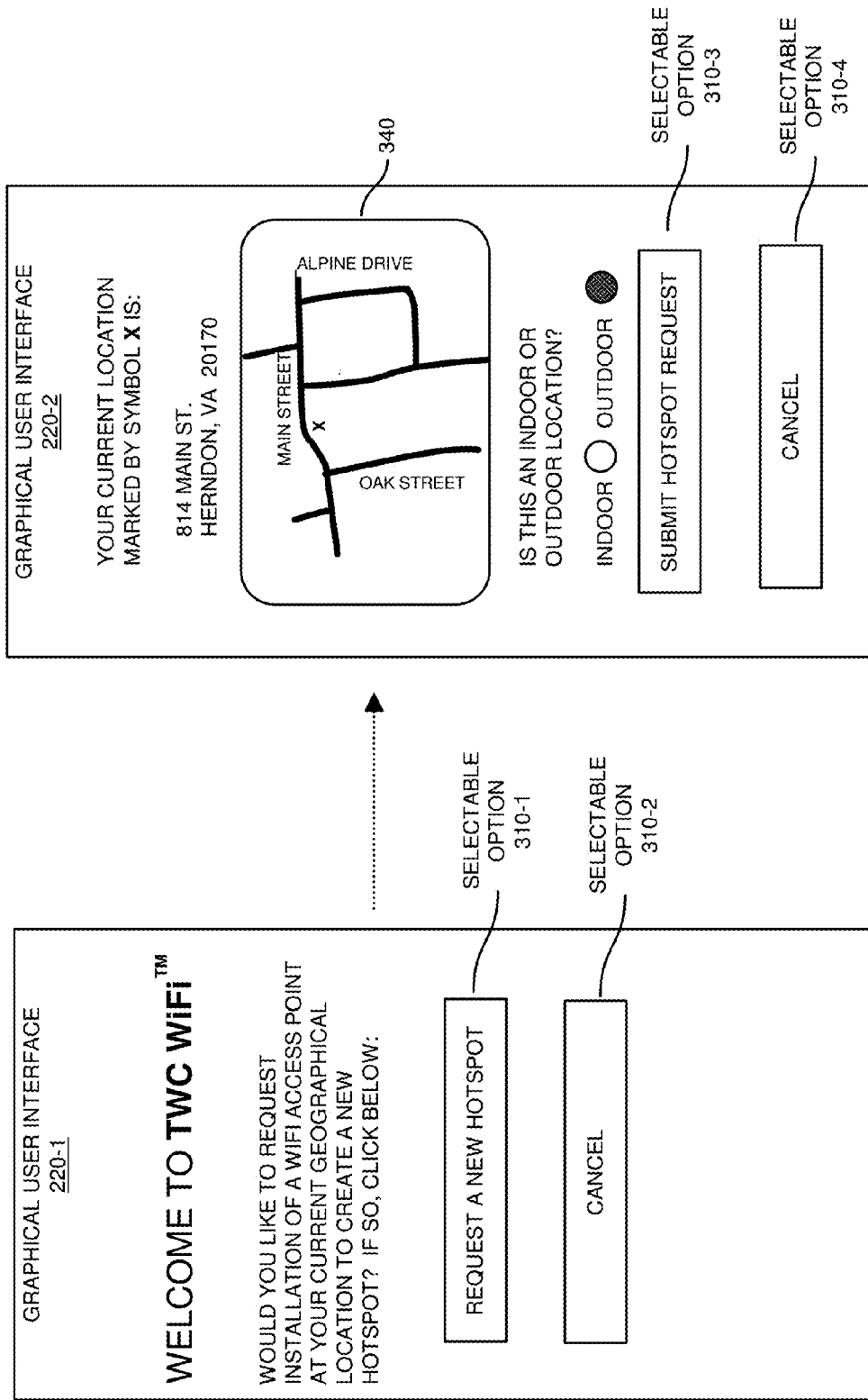


FIG. 3

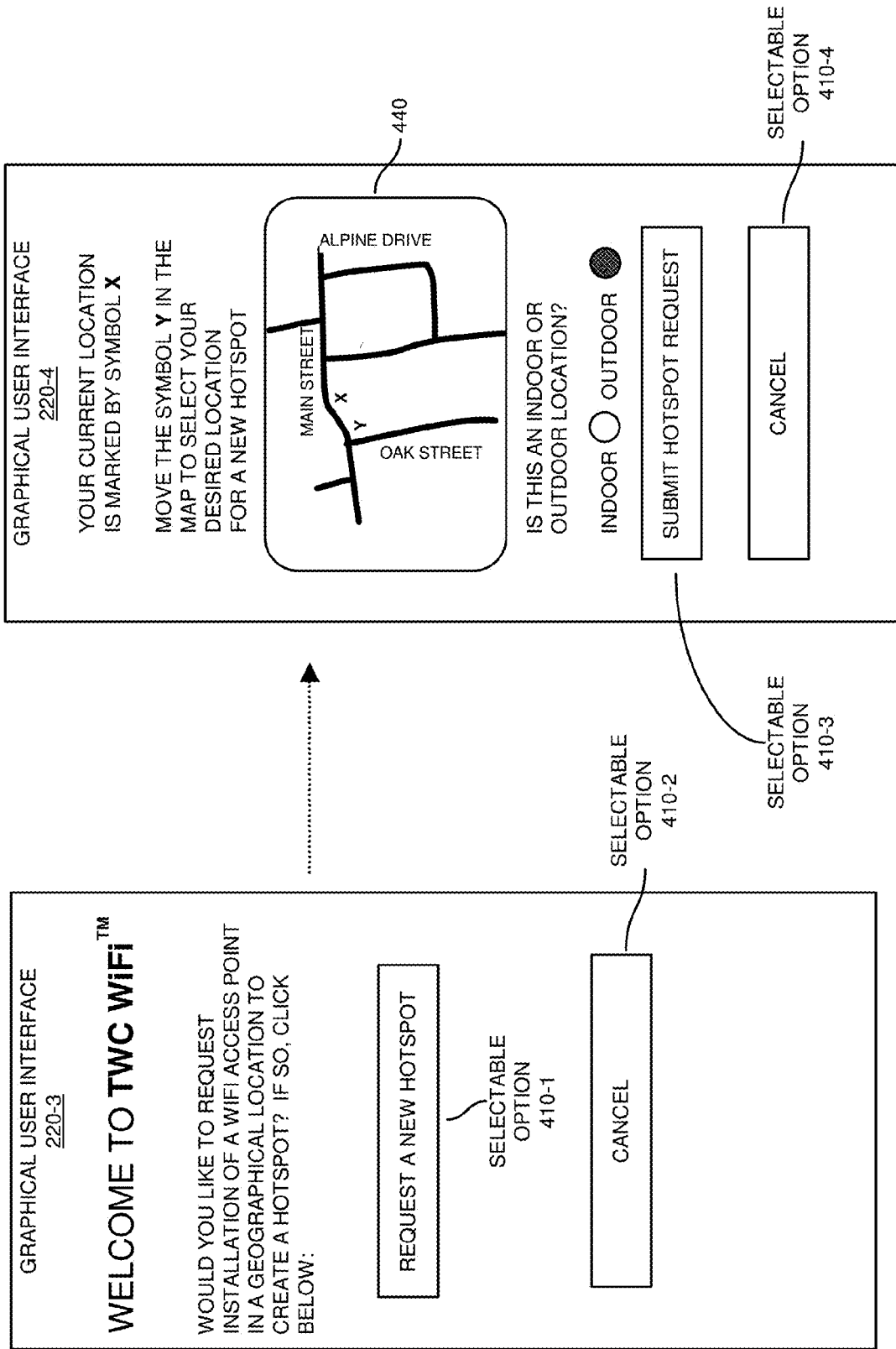


FIG. 4

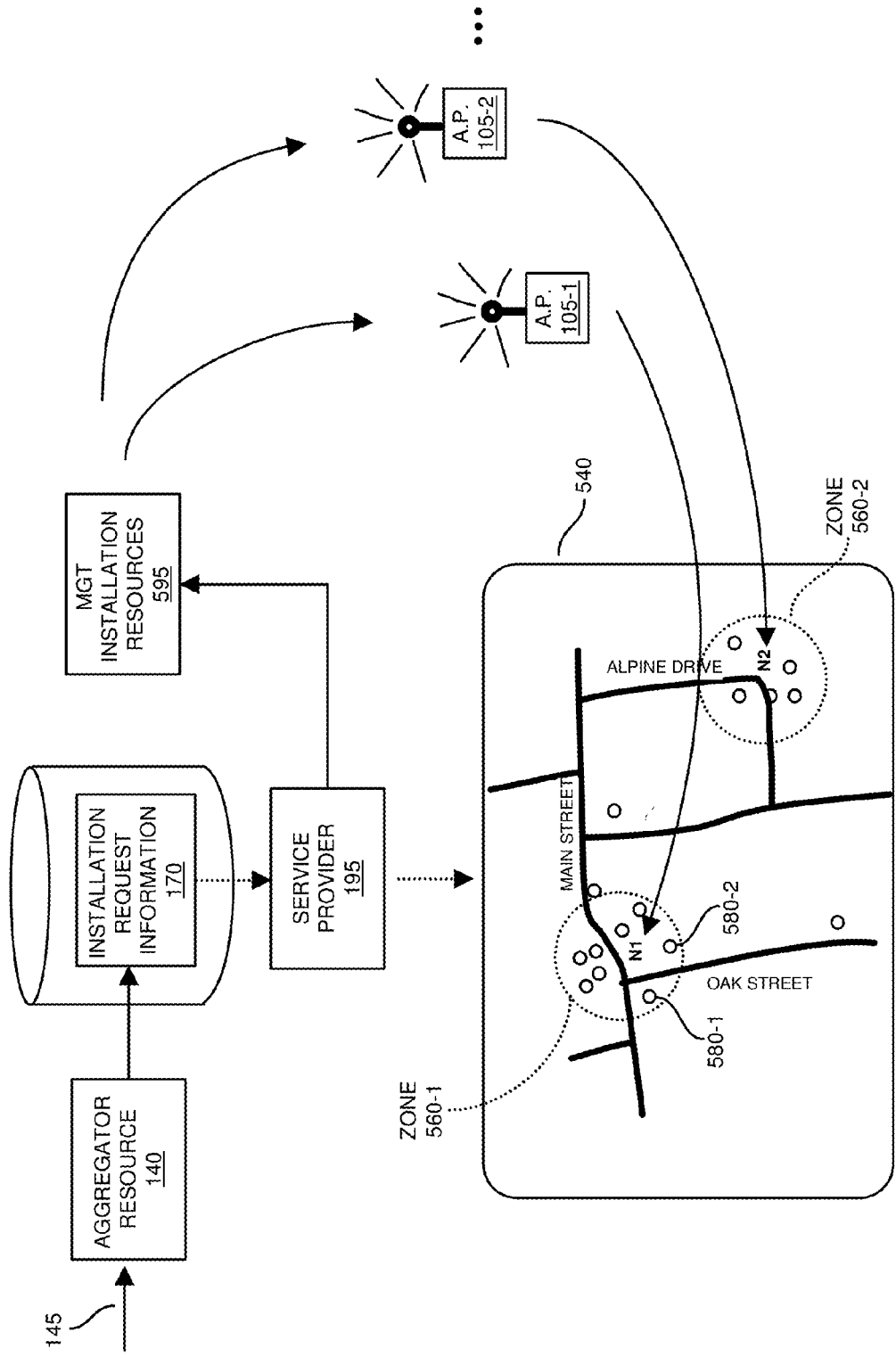


FIG. 5

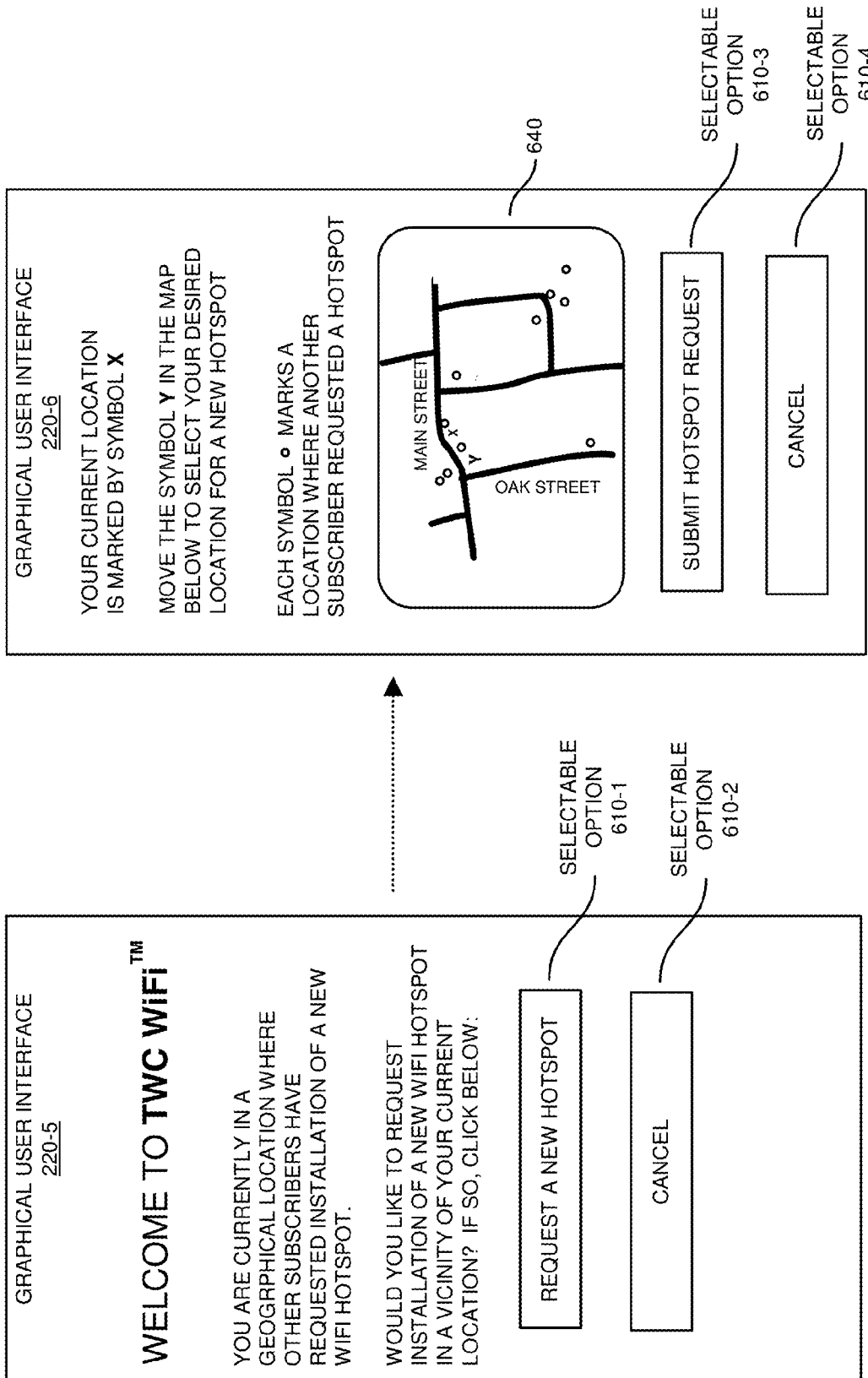


FIG. 6

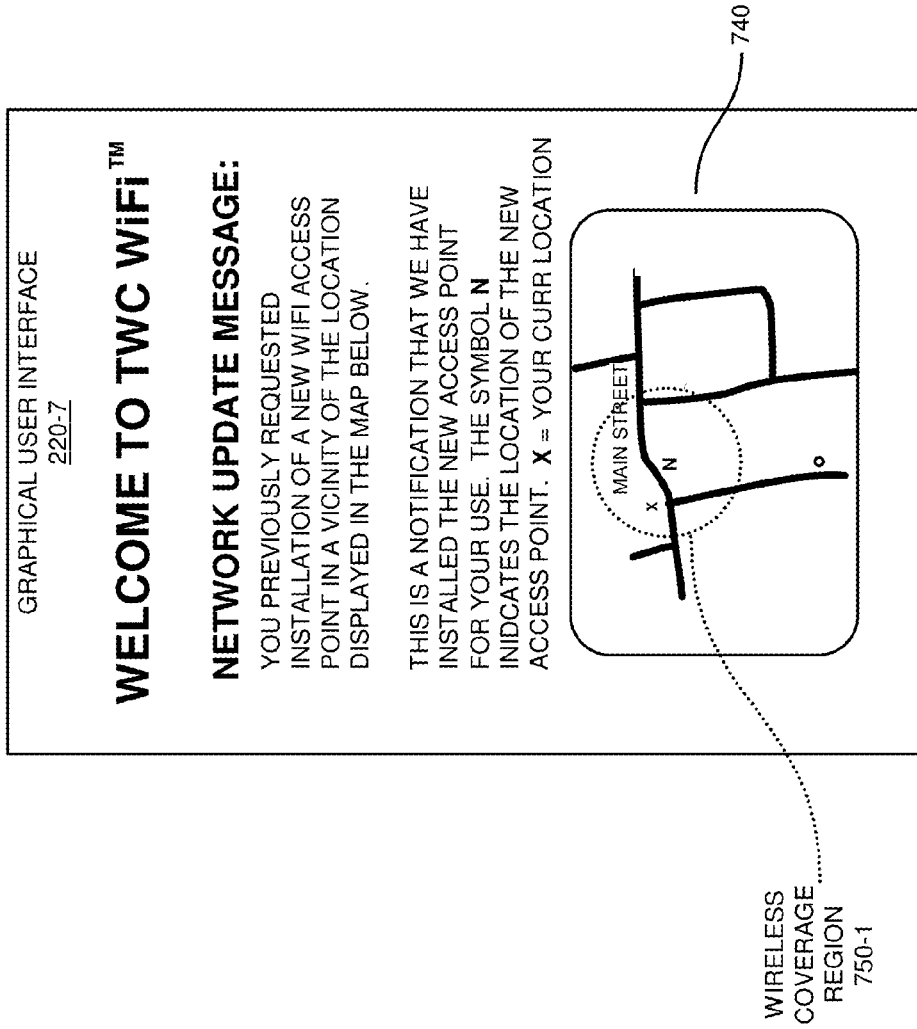


FIG. 7

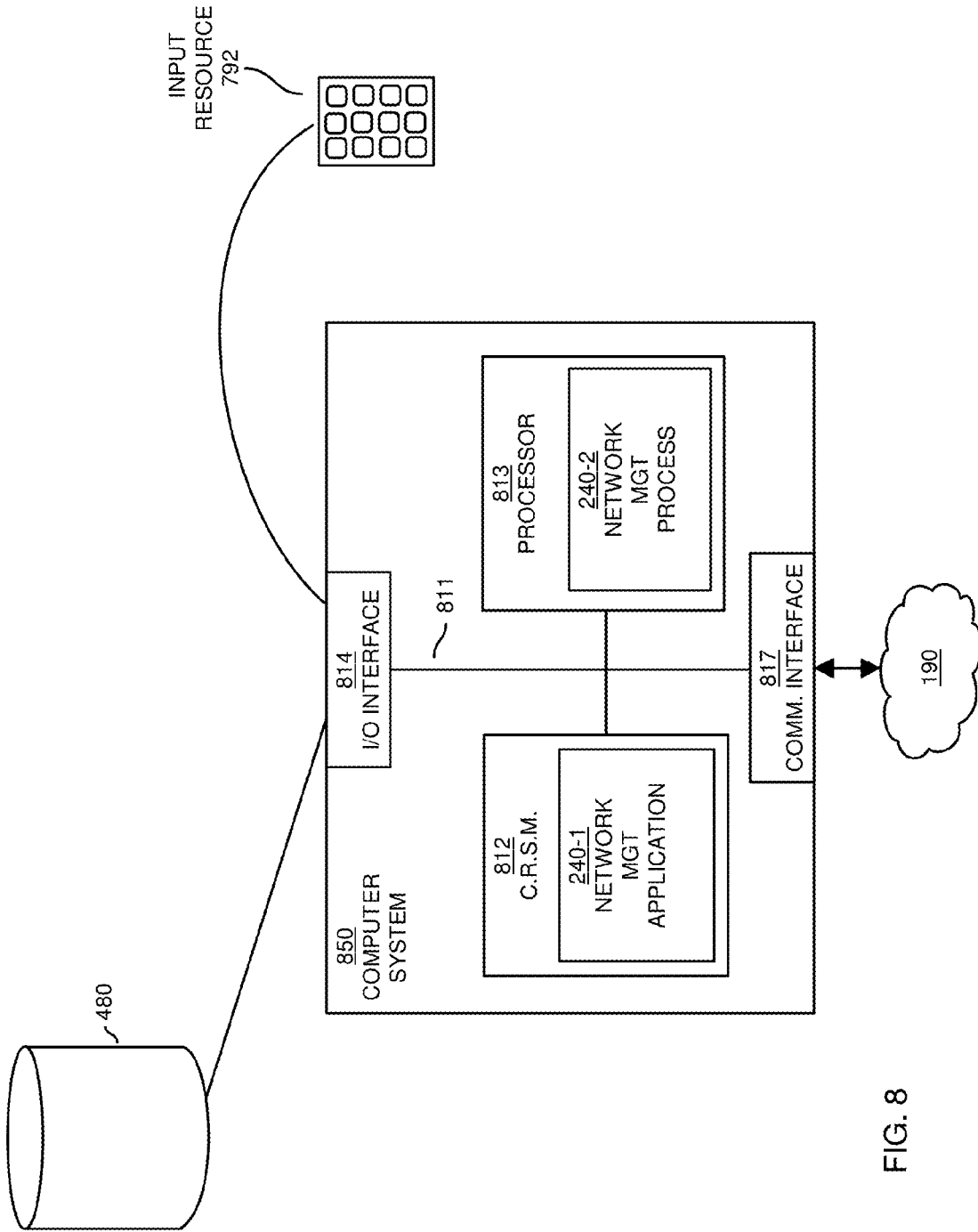


FIG. 8

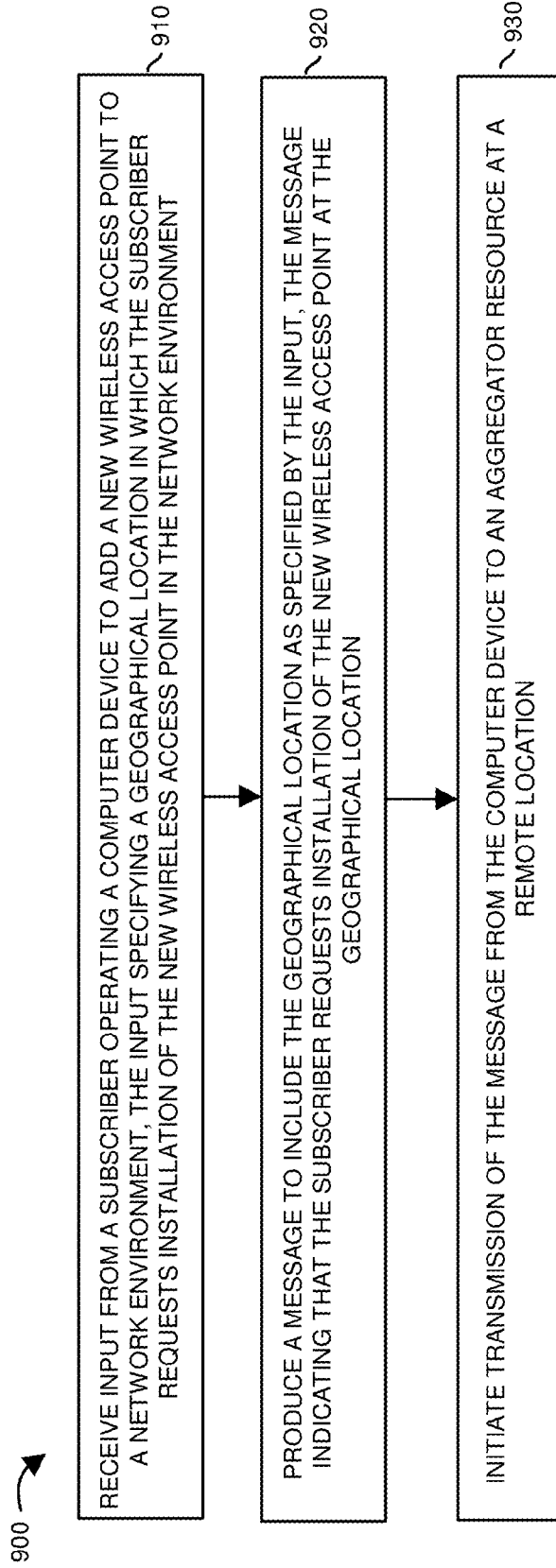


FIG. 9

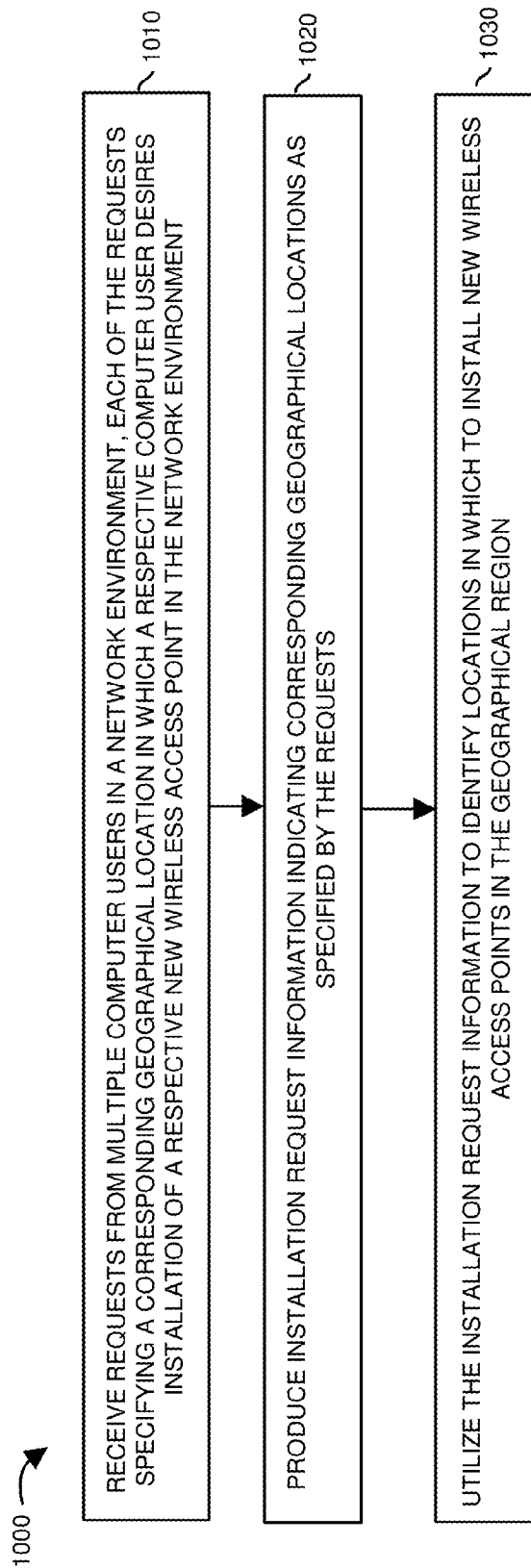


FIG. 10

ACCESS POINT MANAGEMENT AND USAGE IN A NETWORK ENVIRONMENT

BACKGROUND

[0001] Conventional RF (Radio Frequency) technology has been used for many years to connect wireless devices such as phones, laptops, etc., to a landline network and/or other wireless networks. Today, RF technology supports many different types of connection services such as voice communications, high-speed data services, WiFi™ connectivity, and so on.

[0002] One type of mature RF technology is cellular network technology. Conventional cellular network technology typically includes an expansive land area that has been divided into so-called cellular regions. A single cellular base station typically resides in each cell. The single cellular base station typically provides coverage over multiple square miles of land. Often, a base station in a respective cell is connected to a landline network. Via wireless communications between the respective cell phone and base station, the wireless subscriber operating a cell phone in the cellular region is able to communicate with or have access to the landline network.

[0003] Another type of RF technology is known as WiFi™. This more recently implemented wireless technology includes large-scale installation of WiFi™ base stations. In comparison to the conventional long-range cellular network technology as previously discussed, WiFi™ technology supports short-range communications such as 200-300 meters as opposed to 1500 or more meters provided by cellular telephone base stations. In comparison to installation of cellular telephone towers, installation of WiFi™ base stations is substantially less expensive.

[0004] The wireless coverage in a vicinity of a respective WiFi™ base station is sometimes called a WiFi™ hot spot. As mentioned, wireless coverage provided by a WiFi™ base station is typically much smaller than wireless coverage provided by a corresponding long-range base station disposed on a cellular telephone tower.

[0005] When located within the WiFi™ hotspot, a mobile device operated by a corresponding user is able to establish a wireless communication link between the mobile device and the WiFi™ base station. Via communications over the wireless communication link, the mobile device has access to hardwired networks and is able to perform operations such as retrieve data from and transmit data to other resources in a network environment.

BRIEF DESCRIPTION OF EMBODIMENTS

[0006] Conventional techniques of installing short-range RF communication technology such as WiFi™ technology can suffer from deficiencies. For example, a service provider implementing the short-range RF communication technology must determine where to install one or more short-range base stations. This task may be very difficult because little, if any, data may be available indicating the best locations to install the short-range base stations.

[0007] As a specific example, the service provider may be able to identify areas where high numbers of people such as subscribers are likely to frequent. However, mere occurrence of high traffic (such as presence of a large number of people) in a particular area does not mean that users in the area will use a corresponding short-range base station to access a core

network such as the Internet. Even though an area experiences high-traffic, users may not connect to the corresponding short-range base station because they are preoccupied with another activity. Thus, mere use of people density information (such as the amount of people per unit area) indicating high numbers of persons in a small area is not necessarily a best indicator of whether installation of a wireless access point would be beneficial.

[0008] Embodiments herein deviate with respect to conventional techniques. For example, one embodiment herein is directed to identifying locations in which to install one or more new wireless access points based on user feedback.

[0009] More specifically, in accordance with one embodiment, a mobile computer device operated by a respective user includes and executes an application enabling the respective user to identify locations in which to install a corresponding access point. Via input and control of the application, the network management application executing on the mobile computer device receives a request from a user operating the computer device to add a new wireless access point in a network environment. The request can indicate a specific geographical location in which the user requests installation of the new wireless access point in the network environment. In one embodiment, the application produces a message including the geographical location as specified by the user. The message indicates that the user requests installation of the new wireless access point at a specified geographical location. Subsequent to generating the message, the application on the mobile computer device then transmits the message to a remote aggregator resource.

[0010] In a similar manner, each of multiple users can identify specific locations and produce installation request messages indicating where to install one or more new access points in the network environment. In such an instance, the remote aggregator resource as described herein can be configured to receive requests from multiple computer users in a network environment.

[0011] As previously discussed, each of the requests can specify a corresponding geographical location in which a respective computer user desires installation of a respective new wireless access point in the network environment. In one non-limiting example embodiment, the remote installation management resource compiles the received requests and produces installation request information indicating corresponding geographical locations as specified by the requests. The service provider utilizes the geographical information to identify locations in which to pursue installation of new wireless access points in the geographical region.

[0012] Accordingly, in contrast to conventional RF technology, embodiments herein include receiving feedback from one or more computer users such as subscribers. The feedback indicates potential locations in which to install one or more new wireless access points. If the overall feedback from multiple users indicates that a sufficiently high number of users will benefit from installation of an access point at a particular geographical location, a corresponding service provider initiates installation of a new access point at the particular geographical location. Thus, a service provider can determine where to install one or more new access points based at least in part on input from corresponding subscribers that plan to use them sometime in the future.

[0013] These and other more specific embodiments are disclosed in more detail below.

[0014] Note that any of the resources as discussed herein can include one or more computerized devices, servers, base stations, wireless communication equipment, communication management systems, workstations, handheld or laptop computers, or the like to carry out and/or support any or all of the method operations disclosed herein. In other words, one or more computerized devices or processors can be programmed and/or configured to operate as explained herein to carry out different embodiments of the invention.

[0015] Yet other embodiments herein include software programs to perform the steps and operations summarized above and disclosed in detail below. One such embodiment comprises a computer program product including a non-transitory computer-readable storage medium (i.e., any physical computer readable hardware storage medium) on which software instructions are encoded for subsequent execution. The instructions, when executed in a computerized device (e.g., computer processing hardware) having a processor, program and/or cause the processor to perform the operations disclosed herein. Such arrangements are typically provided as software, code, instructions, and/or other data (e.g., data structures) arranged or encoded on a non-transitory computer readable storage medium such as an optical medium (e.g., CD-ROM), floppy disk, hard disk, memory stick, etc., or other a medium such as firmware or shortcode in one or more ROM, RAM, PROM, etc., or as an Application Specific Integrated Circuit (ASIC), etc. The software or firmware or other such configurations can be installed onto a computerized device to cause the computerized device to perform the techniques explained herein.

[0016] Accordingly, embodiments herein are directed to a method, system, computer program product, etc., that supports operations as discussed herein.

[0017] One or more embodiments herein include a computer readable storage medium and/or system having instructions stored thereon. The instructions, when executed by computer processor hardware, cause the computer processor hardware (such as in a mobile computer device) to: receive a request from a user operating a computer device to add a new wireless access point to a network environment, the request specifying a geographical location in which the user requests installation of the new wireless access point in the network environment; produce a message to include the geographical location, the message indicating that the user requested installation of the new wireless access point at the geographical location; and transmit the message from the computer device to a remote installation management resource.

[0018] One or more embodiments herein include a computer readable storage medium and/or system having instructions stored thereon. The instructions, when executed by computer processor hardware, cause the computer processor hardware (such as in a security system) to: receive requests from multiple computer users in a network environment, each of the requests specifying a corresponding geographical location in which a respective computer user desires installation of a respective new wireless access point in the network environment; produce installation request information indicating corresponding geographical locations as specified by the requests; and utilize the geographical information to identify locations in which to install new wireless access points in the geographical region.

[0019] The ordering of the operations above has been added for clarity sake. Note that any of the processing steps as discussed herein can be performed in any suitable order.

[0020] Other embodiments of the present disclosure include software programs and/or respective hardware to perform any of the method embodiment steps and operations summarized above and disclosed in detail below.

[0021] It is to be understood that the system, method, apparatus, instructions on computer readable storage media, etc., as discussed herein also can be embodied strictly as a software program, firmware, as a hybrid of software, hardware and/or firmware, or as hardware alone such as within a processor, or within an operating system or a within a software application.

[0022] As discussed herein, techniques herein are well suited for facilitating installation of corresponding wireless access points in a network environment. However, it should be noted that embodiments herein are not limited to use in such applications and that the techniques discussed herein are well suited for other applications as well.

[0023] Additionally, note that although each of the different features, techniques, configurations, etc., herein may be discussed in different places of this disclosure, it is intended, where suitable, that each of the concepts can optionally be executed independently of each other or in combination with each other. Accordingly, the one or more present inventions as described herein can be embodied and viewed in many different ways.

[0024] Also, note that this preliminary discussion of embodiments herein purposefully does not specify every embodiment and/or incrementally novel aspect of the present disclosure or claimed invention(s). Instead, this brief description only presents general embodiments and corresponding points of novelty over conventional techniques. For additional details and/or possible perspectives (permutations) of the invention(s), the reader is directed to the Detailed Description section and corresponding figures of the present disclosure as further discussed below.

BRIEF DESCRIPTION OF THE DRAWINGS

[0025] FIG. 1 is an example diagram illustrating a network environment and the system facilitating installation of a new wireless access point based on feedback from multiple users according to embodiments herein.

[0026] FIG. 2 is an example block diagram illustrating functionality associated with a mobile computer device according to embodiments herein.

[0027] FIG. 3 is an example diagram illustrating use of a graphical user interface by a user to request installation of a new wireless access point at a current geographical location according to embodiments herein.

[0028] FIG. 4 is an example diagram illustrating use of a graphical user interface by a user to request installation of a new wireless access point at a user specified location according to embodiments herein.

[0029] FIG. 5 is an example diagram illustrating generation of installation request information based on user feedback and installation of one or more new access points based on the feedback according to embodiments herein.

[0030] FIG. 6 is an example diagram illustrating use of a graphical user interface facilitating installation of new wireless access points according to embodiments herein.

[0031] FIG. 7 is an example diagram illustrating notification that a newly installed access point is now available for use by a respective user according to embodiments herein.

[0032] FIG. 8 is a diagram illustrating an example computer architecture in which to execute any of the functionality according to embodiments herein.

[0033] FIGS. 9 and 10 are example diagrams illustrating methods facilitating management and installation of one or more new access points in a network environment according to embodiments herein.

[0034] The foregoing and other objects, features, and advantages of the invention will be apparent from the following more particular description of preferred embodiments herein, as illustrated in the accompanying drawings in which like reference characters refer to the same parts throughout the different views. The drawings are not necessarily to scale, with emphasis instead being placed upon illustrating the embodiments, principles, concepts, etc.

DETAILED DESCRIPTION AND FURTHER SUMMARY OF EMBODIMENTS

[0035] Now, more specifically, FIG. 1 is an example diagram illustrating a network environment according to embodiments herein.

[0036] As shown, network environment 100 includes multiple computer devices 150 (e.g., computer device 150-1, computer device 150-2, etc.). In one embodiment, a respective user operates each of the multiple computer devices 150. For example, user 108-1 operates mobile computer device 150-1; user 108-2 operates mobile computer device 150-2; and so on. Network environment 100 can include any number of mobile computer devices.

[0037] Each of the mobile computer devices 150 can be any suitable type of device. For example, mobile computer device 150-1 can be a cell phone, mobile communication device, phone device, digital assistant, a laptop computer, a personal computer, a notebook computer, a netbook computer, a handheld computer, a workstation, etc.

[0038] In this example embodiment, via input 105-1, user 108-1 controls respective applications executing on mobile computer device 150-1; via input 105-2, user 108-2 controls respective applications executing on mobile computer device 150-2; and so on.

[0039] In accordance with one embodiment, the users 108 operate respective mobile computer devices 150 to request installation of a respective wireless access point in network environment 100. For example, in one non-limiting example embodiment, the mobile computer device 150-1 receives input 105-1 such as a command from user 108-1 (a first subscriber) to generate an installation request message 145-1 indicating that the user would like a new WiFi™ access point installed in the network environment 100.

[0040] The input 105-1 received from the user 108 can specify a geographical location in which the user 108-1 requests installation of a new wireless access point in the network environment. The specified geographical location may be a location in which there currently is not a wireless WiFi™ access point available for use by the corresponding user 108-1.

[0041] In response to receiving input 105-1, the mobile computer device 150-1 produces the installation request message 145-1 to include the geographical location as specified by the user 108-1 (or geographical location specified by another resource).

[0042] Subsequent to creating the installation request message 145-1, the mobile computer device 150-1 then initiates transmission of the installation request message 145-1 from

the mobile computer device 150-1 to aggregator resource 140 at a remote location over network 190. Accordingly, the aggregator resource 140 is made aware that the user 108-1 of mobile computer device 150-1 would like a new wireless access point installed at the location specified in the installation request message.

[0043] In one embodiment, via generation and forwarding of the installation request message 145-1, the user 108-1 requests installation of a new short-range base station such as a WiFi™ access point at a specified location.

[0044] Note that any of one or more suitable types of communication links can be used to communicate installation request messages 145 from mobile computer devices 150 to aggregator resource 140.

[0045] For example, in one embodiment, when generating and forwarding installation request messages 145, because a respective short-range base station such as a WiFi™ access point may not be available for use in a particular geographical region, the mobile computer devices 150 may communicate installation request messages using a cellular phone protocol.

[0046] As a more specific example, as shown in FIG. 1, assume that the mobile computer device 150-1 transmits the installation request message 145-1 over communication link 128-1 to long-range base station 135 such as a cell phone tower (or other suitable base station in network 190). Long-range base station 135 then forwards the corresponding installation request message through network 190 to aggregator resource 140.

[0047] Note that in a similar manner that user 108-1 operates mobile computer device 150-1 to generate installation request message 145-1 as discussed above, user 108-2 can operate mobile computer device 150-2 to generate installation request message 145-2.

[0048] More specifically, via input 105-2, the user 108-2 is able to request installation of a corresponding wireless access point at a particular geographical location in network environment 100. In a manner as previously discussed, the mobile computer device 150-2 can be configured to communicate a corresponding installation request message 145-2 over communication link 128-2 to long-range base station 135 such as a cell phone tower (or other suitable base station in network 190). Long-range base station 135 forwards the installation request message 145-2 to aggregator resource 140.

[0049] Thus, the aggregator resource 140 receives the installation requests from multiple computer users 108 in network environment 100. Each of the requests specifies a corresponding geographical location in which a respective computer user desires installation of a respective new wireless access point in the network environment 100.

[0050] As further shown in FIG. 1, the aggregator resource 140 processes the received installation request messages 145 from multiple subscribers to produce installation request information 170. The installation request information 170 can include information such as corresponding geographical locations to install new wireless access points, identities of the subscribers requesting the new access points, etc. The aggregator resource 140 initiates storage of the installation request information 170 in repository 180.

[0051] Service provider 195 has access to installation request information 170. In one embodiment, the service provider 195 analyzes the installation request information 170 to identify locations in which to potentially install one or more new wireless access points. In other words, the service

provider **195** can initiate installation of one or more new wireless access points based at least in part on the installation request information **170**.

[0052] In this example embodiment, assume that a sufficiently large number of subscribers (users **108** that subscribe to services provided by the service provider **195**) request installation of a corresponding new wireless access point at a specified location or region in network environment **100**. In response to receiving the installation requests, to accommodate users **108**, the service provider **195** initiates installation of the new access point **105-1** at the location marked by symbol **N** (representing a new wireless access point).

[0053] Accordingly, in accordance with input from multiple subscribers (users **108**), the service provider **195** can be configured to install one or more new wireless access points in network environment **100**. In contrast to conventional techniques in which a service provider guesses as to best locations to install new wireless access points, embodiments herein include installing wireless access points based at least in part on requests from users. The requests can specify locations in which to install new access points. Because installation locations are specified by users, the newly installed wireless access points are more likely to be placed in useful locations for subsequent use by corresponding subscribers.

[0054] FIG. **2** is an example block diagram illustrating functionality associated with a mobile computer device according to embodiments herein. Note that mobile computer device **150-1** can include hardware and software resources to carry out operations as discussed herein.

[0055] In one embodiment, as shown, the mobile computer device **150-1** can include wireless transducer **260**. In this non-limiting example, wireless transducer **260** supports communications over communication link **128-1** to long-range base station **135** in accordance with cellular phone protocols supporting wireless mobile telecommunications technologies such as 2G, 3, 4G, etc.

[0056] As further shown, the mobile computer device **150-1** can include wireless transducer **261** supporting short-range wireless communications such as those based on a WiFi™ protocol (e.g., such as any WiFi™ standard or protocol as specified by IEEE 802.11).

[0057] In one embodiment, to communicate in accordance with WiFi™, mobile computer device **150-1** generates a discovery message from wireless transducer **261** to identify a presence of any WiFi™ base stations located in the vicinity of the mobile computer device **150-1**. As described herein, if no WiFi™ base stations are available, the user **108-1** of the mobile computer device **150-1** can alternatively use wireless transducer **260** to communicate in network environment **100**.

[0058] Note that in addition to including wireless transducer **260** and wireless transducer **261**, the mobile computer device **150-1** can include a hardwired link (i.e., physical cable) facilitating communications between communication interface **255** and a corresponding base station.

[0059] Accordingly, mobile computer device **150-1** can communicate installation request messages **145** over any suitable communication link (e.g., a wireless link, hardwired link, etc.) to aggregator resource **140**.

[0060] As previously discussed, network management application **240** enables corresponding user **108-1** to request installation of new wireless access points. Note that network management application **240** is shown as being executed locally on mobile computer device **150-1**. However, in alternative embodiments, note that the network management

application **240** can be located in any suitable one or more local or remote computer devices.

[0061] As a specific example of use, assume that the user **108-1** or other suitable resource provides appropriate input (e.g., commands, clicks, button presses, etc.) to input resource **202** (a keyboard, touch-screen interface, microphone, computer mouse, mouse pad, etc.). The input controls network management application **240**.

[0062] Launching of network management application **240** can include execution of respective computer code associated with the network management application **240**. Network management application **240** facilitates generation and transmission of installation request messages **145** in a manner as previously discussed. Via display manager **250**, network management application **240** displays graphical user interface **220** on display screen **130** for viewing by user **108-1**.

[0063] Via the graphical user interface **220**, the user **108-1** is able to generate installation request messages as previously discussed. As its name suggests, location detector **295** can be used to detect a current location of the mobile computer device **150-1** in network environment **100**. As discussed later in this specification, current location information generated by location detector **295** can be used by the network management application **240** to specify a location where user **108-1** would like installation of corresponding new wireless access point.

[0064] As briefly mentioned, mobile computer device **150-1** includes communication interface **255**. Via communication interface **255**, the network management application **240** is able to establish a respective wired or wireless communication link with a remote resource and initiate forwarding of installation request messages over network **190** to aggregator resource **140**. As previously discussed, mobile computer device **150-1** can support both long-range and short-range wireless communications via wireless transducer **260** and/or wireless transducer **261**.

[0065] By further way of non-limiting example, note again that if a WiFi™ access point is not currently available for use by a mobile computer device **150-1** to communicate the corresponding installation request message to aggregator resource **140** using wireless transducer **261**, the network management application **240** can initiate forwarding of a corresponding installation request message over an RF (Radio Frequency) signal from wireless transducer **260** over communication link **128-1** to long-range base station **135**.

[0066] Communication interface **255** facilitates conversion of digital information (such as network address information associated with aggregator resource **140**, location information in which to install a corresponding wireless access point, subscriber information, etc.) associated with a respective installation request message generated by network management application **240** into the corresponding RF signal transmitted over communication link **128-1** to aggregator resource **140**. Long-range base station **135** further transmits the installation request messages **145** over network **190** such as the Internet to aggregator resource **140** (such as a server resource).

[0067] If it is not possible for mobile computer device **150-1** to communicate over a wireless link to aggregator resource **140** using wireless transducer **260**, wireless transducer **261**, etc., because the mobile computer device **150-1** is outside wireless coverage, note that the mobile computer device **150-1** can be configured to temporarily store installation request messages **145**. In such an instance, when the

mobile computer device **150-1** detects that a corresponding wireless communication link or hardwired communication link is available to communicate a previously generated installation request messages, the mobile computer device **150-1** transmits the temporarily stored installation request messages to aggregator resource **140**.

[0068] FIG. 3 is an example diagram illustrating use of a graphical user interface by a user to request installation of a new wireless access point at a current location according to embodiments herein.

[0069] More specifically, in response to executing network management application **240**, display manager **250** initiates display of graphical user interface **220-1** on display screen **130** for viewing by a respective user **108-1**. Graphical user interface **220-1** includes display of a notification that the user **108-1** is able to request installation of a new WiFi™ access point at a corresponding geographical location such as the current location of the mobile computer device **150-1**. The notification and graphical user interface **220-1** indicates that a respective user is able to select the selectable option **310-1** to request installation of a new WiFi™ hotspot.

[0070] The mobile computer device **150-1** can be configured to execute network management application **240** and display graphical user interface **220** for any suitable reason.

[0071] In one embodiment, the network management application **240** initiates display of graphical user interface **220-1** and corresponding notification to the subscriber (user **108-1**) operating the mobile computer device **150-1** in response to detecting establishment of wireless communication link **128-1** (such as a non-WiFi™ wireless communication link) by the computer device to communicate in the network environment **100**.

[0072] The notification in graphical user interface **220-1** (such as WOULD YOU LIKE TO REQUEST INSTALLATION OF A WIFI™ ACCESS POINT AT YOUR CURRENT GEOGRAPHICAL LOCATION . . .) prompts the subscriber user **108-1** to selectively input the request via selection of selectable option **310-1**. Note that the user **108-1** can select selectable option **310-2** (CANCEL) to skip the process of requesting a new wireless access point.

[0073] Assume that the user **108-1** selects selectable option **310-1** in graphical user interface **220-1** to request installation of a new WiFi access point. Based on the selection, network management application **240** receives input from graphical user interface **220-1** that the user **108-1** would like to request the installation of a new wireless access point at a corresponding geographical location such as a user's current location. In response to the selection of selectable option **310-1**, the network management application **240** initiates display of graphical user interface **220-2** on display screen **130**.

[0074] As previously discussed, the location detector **295** can be configured to detect a current location of the mobile computer device **150-1**. The location detector **295** communicates the location information to network management application **240**. The network management application **240** generates graphical user interface **220-2** to indicate the current location of the mobile computer device **150-1** in the network environment **100**. If desired, the network management application **240** can be configured to display map **340** to indicate locations of currently available WiFi™ hotspots and corresponding access points.

[0075] Assume in this example that the network management application **240** identifies the current location of the mobile computer device **150-1** to be 814 Main St., Herndon,

Va. 20170. The network management application **240** retrieves a street map associated with this address. The street map can be obtained from any suitable resource.

[0076] By way of non-limiting example, to provide notification of a current location associated with mobile computer device and/or user **108-1**, the network management application **240** executing on mobile computer device **150-1** initiates display of map **340** (such as a street map) on graphical user interface **220-2**. Network management application **240** initiates display of a symbol X on the displayed map **340** of graphical user interface **220-2**. The symbol X indicates the current location of the computer device **150-1** in the geographical region of network environment **100**. Accordingly, via graphical user interface **220-2**, the user **108-1** is able to identify their current location by viewing map **340** of graphical user interface **220-2**.

[0077] As further shown, the graphical user interface **220-2** can be configured to notify the respective user **108-1** that the user may request installation of a new wireless access point at an indoor location or an outdoor location. In this example embodiment, as shown, assume that the user selects installation option at an outdoor location. User selection of the outdoor location is included in the corresponding installation request message **145-1** to notify aggregator resource **140** and service provider **195** of the type of requested wireless access point.

[0078] Note that as an alternative to selecting the outdoor option, the user **108-1** can select the indoor option to indicate to install a new wireless access point at an indoor location at the location specified. In this latter instance, the installation request message **145-1** would include information indicating that the user **108-1** would like to install the new wireless access point at an indoor location.

[0079] Subsequent to selection of whether the new access point is to be an indoor location or an outdoor location, the user **108-1** selects selectable option **310-3** to complete a process of generating a respective installation request message.

[0080] Assume that user **108-1** selects selectable option **310-3**. In response to receiving a selection of selectable option **310-3**, the network management application **240** completes generation and forwarding of a corresponding installation request message **145-1** to aggregator resource **170**.

[0081] In one embodiment, the network management application **240** retrieves identity information associated with user **108-1** and/or mobile computer device **150-1** to include in the installation request message **145-1**. For example, in one embodiment, the network management application **240** obtains a network address assigned to the mobile computer device **150-1**. Management application **240** includes the network address of the mobile computer device **150-1** in the installation request message **145-1** to indicate an identity of the mobile computer device **150-1** or subscriber requesting the installation of the new wireless access point.

[0082] Note that as an alternative or in addition to including network address information in a corresponding installation request message **145-1**, any suitable information associated with the user **108-1** can be included in the installation request message **145-1**. For example, the user **108-1** can be assigned a unique subscriber identity value as provided by corresponding service provider **195**. In such an instance, if desired, the network management application **240** can be configured to include the corresponding unique subscriber identity value in the installation request message **145-1**.

[0083] Accordingly, downstream resources (such as the aggregator resource 140, service provider 195, etc.), to which the installation request message is sent and subsequently analyzed) are able to identify which of multiple subscribers or mobile computer devices generated the corresponding installation request message 145-1.

[0084] Also, as previously discussed, the network management application 240 can be configured to include the current geographical location of the mobile computer device 150-1 in the installation request message 145-1.

[0085] Note that as an alternative to selecting selectable option 310-3, the corresponding user 108-1 can abort generation of a corresponding installation request message 145-1. For example, the user 108-1 can select selectable option 310-4 to abort creating and/or sending a corresponding installation request message 145-1 to aggregator resource 140.

[0086] In addition to facilitating installation of one or more new wireless access points in network environment 100, the network management application 240 can be configured to receive feedback from a respective user indicating whether or not the user thought the network management application 240 was a useful to in order to request installation of new wireless access points. The network management application 240 can be configured to forward the feedback to an appropriate resource that collects feedback from multiple users 108. Accordingly, via the collected feedback from multiple users 108, the service provider 195 is able to determine whether corresponding users 108 like the network management application 240.

[0087] FIG. 4 is an example diagram illustrating use of a graphical user interface by a user to request installation of a new wireless access point at a user specified location according to embodiments herein. In general, graphical user interfaces 220-3 in 220-4 enable a respective user 108-12 more particularly indicate the location in which to install a corresponding new wireless access point.

[0088] More specifically, in a similar manner as previously discussed above, network management application 240 initiates display of graphical user interface 220-3 enabling a corresponding user to request installation of a corresponding wireless access point at a specified location. To request installation a corresponding wireless access point in network environment 100, the user selects selectable option 410-1. Alternatively, if the user 108-1 does not wish to request installation of a new wireless access point, the user 108-1 selects selectable option 410-2.

[0089] Assume in this example that the user selects selectable option 410-1. In response to receiving selection of selectable option 410-1, the network management application 240 initiates display of graphical user interface 220-4 on display screen 130 for viewing by respective user 108-1. Via graphical user interface 220-4, the user is able to input specific information indicating the location in which to install a corresponding new wireless access point.

[0090] For example, as previously discussed, the location detector 295 can be configured to detect a current location of the mobile computer device 150-1 in network environment 100. Location detector 295 forwards corresponding location information indicating the current location to network management application 240. The network management application 240 initiates display of the symbol X on the map 440 to indicate the current location of the mobile computer device 150-1 in network environment 100.

[0091] The user 100-1 is able to select a corresponding location on the map 440 in which to install a corresponding new wireless access point. The graphical user interface 220-4 includes a notification indicating to the user 108-1 that the user 108-1 can move the symbol Y on the map 440 to select a desired location to install a new wireless access point (such as a WiFi™ access point).

[0092] Movements of symbol Y in graphical user interface 220-4 can be achieved in any suitable manner. For example, the user 108-1 can drag and drop symbol Y to any suitable location on map 440. Thus, the location of symbol Y can be a different location than the current location X of the mobile computer device 150-1.

[0093] Accordingly, from the subscriber, the network management application 240 receives selection of the geographical location (as specified by location marked by symbol Y) in which to install a corresponding new wireless access point via input to the displayed map 440. As mentioned, the network management application 240 initiates display of the symbol Y on displayed map 440 to indicate the geographical location selected by the subscriber for the installation of the new wireless access point.

[0094] To complete generation of installation request message 145-1, user 108-1 selects selectable option 410-3 displayed on graphical user interface 220-4. The generated installation request message 145-1 can include any information discussed herein.

[0095] As an alternative to selecting selectable option 410-3 to submit a corresponding wireless access point installation request message 145-1 to aggregator resource 140, the corresponding user 108-1 can abort generation of a corresponding installation request message 145-1. For example, the user 108-1 can select selectable option 410-4 to abort creating and/or sending a corresponding installation request message 145-1.

[0096] FIG. 5 is an example diagram illustrating generation of geographical information based on user feedback and installation of one or more new access points based on the feedback according to embodiments herein.

[0097] More specifically, the aggregator resource 140 receives installation request messages 145 (e.g., installation request message 145-1, installation request message 145-2, etc.) from multiple computer users in network environment 100. Each of the requests can be configured to specify a corresponding geographical location in which a respective computer user desires installation of a respective new wireless access point in the network environment 100.

[0098] Each of the installation request messages 145 received from users 108 can include a unique identifier value such as a network address of a corresponding computer device generating the respective request, a unique identifier value such as a name of the subscriber, etc.

[0099] As its name suggests, the aggregator resource 140 aggregates and subsequently processes the installation request messages 145 from the different users 108 to produce installation request information 170. The service provider 195 utilizes the installation request information 170 to identify suitable locations in which to install one or more new wireless access points in the geographical region.

[0100] In one embodiment, to facilitate installation of new wireless access points, the service provider 195 utilizes installation request information 170 to produce a map 540 illustrating a geographical region (in a vicinity of Main Street, Oak Street, as well as other streets) in the network environ-

ment **100**. In this example embodiment, the map **540** includes symbols (e.g., circles) indicating locations in the geographical region in which corresponding users requested installation of corresponding new wireless access point.

[0101] Assume in this example embodiment that aggregator resource **140** receives a first installation request message **145-1** from user **108-1** operating mobile computer device **150-1**. The installation request message **145-1** indicates that the user **108-1** would like installation of the new wireless access point at location **580-1** on map **540**. Assume further in this example embodiment that the aggregator resource **140** receives the second installation request message **145-2** from user **108-2** operating mobile computer device **150-2**. Installation request message **145-2** indicates that the user **108-2** would like installation of a new wireless access point at location **580-2** on map **540**.

[0102] In this way, as specified by corresponding received installation request messages **145**, the circles appearing on map **540** indicate locations where different users have requested installation of corresponding wireless access point and generally the same area.

[0103] In one embodiment, the map **540** is a heatmap.

[0104] Different colors, symbols, lines, etc., can be used in the map **540** to indicate different densities of installation requests per unit area. A first color can be used to indicate areas in map **540** in which relatively few users request the corresponding installation of a wireless access point; a second color can be used to indicate areas map **540** which the greater number of users requests installation of corresponding new wireless access point; and so on. Thus, certain colors can be used to indicate specific regions or zones in which a greater number of users requests installation of a corresponding new wireless access point.

[0105] The service provider **195** analyzes the map **540** to identify zones and determine which locations to install corresponding new wireless access points.

[0106] The service provider **195** can use any suitable criteria to determine where to install new wireless access points. For example, in one embodiment, the service provider **195** makes a determination where to install corresponding new wireless access points depending on how many subscribers per unit area request installation of corresponding wireless access point. More specifically, if the number of subscribers requesting a corresponding new wireless access point in a given unit of area (such as 40,000 square feet) or zone is above a threshold value, the service provider **195** can initiate installation of a corresponding wireless access point in the given area.

[0107] Note that use of the installation request information **170** to identify locations in which to install one or more new wireless access points in a geographical region can include identifying a specific region such as zone **560-1** in the network environment **100** in which a number of computer users **108** above a threshold value (such as 7 users) requests installation of a wireless access point in a specific region. Because **8** users (i.e., a value greater than the threshold value of 7) requests installation of a new wireless access point in a corresponding region near the corner of Oak Street and Main Street, the service provider **195** initiates installation of a new wireless access point at location marked by symbol **N1** in zone **560-1** to provide wireless coverage in a vicinity of the specific region.

[0108] Similar to zone **560-1**, zone **560-2** in map **540** indicates also an area in which many users have requested installation of corresponding new wireless access point.

[0109] Thus, use of installation request information **170** to identify locations in which to install new wireless access points in the geographical region can include: analyzing the installation request information **170** to identify zones **560** (such as zone hundred **60-1**, zone **560-2**, etc.) within the geographical region that include requests for installation of a new wireless access point above a threshold value; and providing notification of the zones **560** on map **540** for further analysis by the service provider **195**.

[0110] Note that each of the subscribers in network environment **100** can be assigned to one of multiple different subscription levels. For example, a first group of users (subscribers) in network environment **100** can be assigned a first subscription level; a second group of users (subscribers) in network environment **100** can be assigned a second subscription level; a third group of users (subscribers) in network environment **100** can be assigned a third subscription level; and so on.

[0111] Each subscription level can provide a different level of access (e.g., amount of data, duration of time to retrieve content, bandwidth, etc.) to network **190**.

[0112] Embodiments herein can further include reviewing subscription levels associated with the multiple computer users generating installation request messages **145** to determine whether to grant an installation request.

[0113] For example, the service provider **195** can be configured to initiate installation of new wireless access points at the locations in network environment **100** based at least in part on the subscription levels assigned to the different computer users. Users in the first group (first subscription level) can be assigned a first weight value; users in the second group (second subscription level) can be assigned a second weight value; users in the third group (third subscription level) can be assigned a third weight value; and so on.

[0114] If the total weight associated with multiple installation requests per unit area is greater than a predefined threshold value, the service provider **195** can initiate installation of corresponding wireless access point. More specifically, in one embodiment, the first weight assigned to users in the first group can be the value 1, the second weight assigned to users in the second group can be the value 0.5, the third weight assigned to users in the third group can be the value 0.2.

[0115] Assume that the service provider **195** requires greater than a threshold value of 4 to install a corresponding wireless access point in a zone. In such an instance, if five or more users assigned to the first subscription level request installation of corresponding access point in a zone, the service provider **195** initiates installation of the access point; if nine or more users assigned to the second subscription level request installation of corresponding access point in a zone, the service provider **195** initiates installation of the access point; if twenty one or more users assigned to the third subscription level request installation of corresponding access point in a zone, the service provider **195** initiates installation of the access point; if two user assigned the first subscription level and 5 users assigned to the second subscription level request installation of a corresponding access point zone, the service provider **195** initiates installation of the access point; and so on.

[0116] Assume further in this example that the service provider **195** makes a decision to install a new wireless access

point at location marked by N1 and N2. Subsequent to analysis of map 540 and corresponding installation request information 170, the service provider 195 deploys management installation resources 595 (e.g., technicians, service trucks, etc.) to install access point 105-1 at location marked by N1 in zone 560-1; service provider 195 deploys management installation resources 595 to install access point 105-2 at location marked by N2 in zone 560-2; and so on.

[0117] FIG. 6 is an example diagram illustrating use of a graphical user interface enabling a respective user to display locations where other users request installation of wireless access points and specify a new location to install a respective access point according to embodiments herein.

[0118] As previously discussed, in response to detecting presence of the mobile computer device 150-1 in a particular geographical region of network environment 100, the network management application 240 can be configured to initiate display of a visual prompt on the display screen 130. The visual prompt (such as the text WOULD YOU LIKE TO REQUEST INSTALLATION OF A NEW WIFI™ HOTSPOT IN A VICINITY . . .) provides notification that the subscriber operating the computer device can request installation of the new wireless access point.

[0119] In accordance with further embodiments, the network management application 240 can be configured to initiate display of a visual indication on a map to indicate locations in a geographical region where other subscribers or users of computer devices requested installation of one or more new wireless access points.

[0120] For example, the network management application 240 can be configured to monitor the current location of the mobile computer device 150-1 as it moves throughout network environment 100. In response to detecting: i) presence of the mobile computer device 150-1 in a vicinity of a geographical region in which other subscribers (users of mobile computer device 150) have requested installation of a respective new wireless access point, and ii) that a number of the other subscribers requesting the installation of the respective new wireless access point at the geographical location is above a threshold value, the network management application 240 initiates display of graphical user interface 220-5 to the subscriber (user 108-1) operating the mobile computer device 150-1.

[0121] As shown, network management application 240 can be configured to include selectable option 610-1 in graphical user interface 220-5 for the subscriber to request installation of a new wireless access point in the network environment 100. If the user 108-1 would like to generate a corresponding installation request message 145-1, the user 108-1 selects selectable option 610-1. Alternatively, the user 108-1 can select selectable option 610-2 to avoid generation of a corresponding installation request message 145.

[0122] Assume that the user 108-1 selects selectable option 610-1 in the user interface 220-5 to generate a corresponding installation request message. In such an instance, the network management application 240 initiates display of graphical user interface 220-6 on display screen 130 for viewing by a respective user 108-1.

[0123] As shown, the network management application 240 initiates display of map 640 and corresponding text message in graphical user interface 220-6. The corresponding text message indicates that the current location of the mobile computer device 150-1 is marked by symbol X in the map 640.

[0124] Further, the text in graphical user interface 220-6 indicates that each circle in map 640 represents a corresponding location where another subscriber requested installation of a corresponding wireless access point.

[0125] Accordingly, via the map 640 displayed in graphical user interface 220-6, the user 108-1 is able to view locations where other users have requested installation of a WiFi™ access point to create a corresponding WiFi™ hotspot.

[0126] By further way of non-limiting example, the network management application 240 can be configured to communicate with aggregator resource 140 (or some other suitable resource) to retrieve all or a portion of installation request information 170 to determine when the mobile computer device 150-1 is located in an area where other mobile computer devices have requested installation of new wireless access points.

[0127] As previously discussed, the installation requests information 170 indicates the locations where other users have requested installation of corresponding new wireless access points. In response to generating request for installation request information 170 (such as locations in a vicinity of the current location of the mobile computer device 150-1 where others have requested installation of a new wireless access point), the aggregator resource 140 forwards access request information to network management application 240 executing on mobile computer device 150-1.

[0128] In accordance with installation request information 170, the network management application 240 initiates display of circles on map 640 to indicate where other subscribers have requested installation of a corresponding wireless access point. Accordingly, the user 108-1 is able to identify and assess the locations in which others have requested installation of a corresponding new wireless access point.

[0129] In one embodiment, the network management application 240 analyzes the retrieved installation request information 170 to detect when the corresponding mobile computer device 150-1 is in a location in which other subscribers have requested installation of a corresponding new wireless access point. In response to detecting that the user 108-1 and mobile computer device 150-1 is currently located in an area in which multiple other users previously requested installation of a new wireless access point in the area, the network management application initiates display of graphical user interface 220-5 to notify the user 108-1 that they are currently in a geographically station where other subscribers have requested installation of a new WiFi™ hotspot.

[0130] Thus, embodiments herein can include soliciting the user 108-1 of mobile computer device 150-1 for feedback. This additional feedback can be used by the service provider 195 to help determine whether to go forward with installation of a corresponding new wireless access point in a vicinity at the corner of Main Street and Oak Street. In other words, the installation request information 170 produced by aggregate resource 140 may indicate that a specific location in network environment 100 appears to be a reasonably good candidate in which to install a corresponding new wireless access point. Soliciting additional feedback from subscribers that frequent that specific location can help to determine whether or not the service provider 195 should move forward with installation of a corresponding new wireless access point at the specific location.

[0131] FIG. 7 is an example diagram illustrating notification that a newly installed access point is available for use by a respective user according to embodiments herein.

[0132] In one embodiment, subsequent to installation of a new wireless access point based on user requests, the network management application 240 can be configured to generate and display graphical user interface 220-7 on display screen 130. As shown, the graphical user interface 220-7 provides notification to the subscriber (user 108-1) of the mobile computer device 150-1 that a new wireless access point has been installed at a particular location in network environment 100.

[0133] The notification in graphical user interface 220-7 can indicate presence of the newly installed wireless access point at the location as marked by the symbol N in map 740. In addition to displaying the location of a corresponding new wireless access point installed in the network environment 100, the network management application 240 can be configured to initiate display of corresponding information indicating an anticipated wireless coverage provided by the corresponding new access point. In this example embodiment, the network management application 240 initiates display of wireless coverage region 750-1 on display to map 240 to indicate geographical boundaries in which the corresponding user can reasonably expect to be able to communicate with the new wireless access point at the location is marked by symbol N.

[0134] In accordance with yet further example embodiments, note that the network management application 240 can be configured to receive updated location information indicating a current location of mobile computer device 150-1 as it moves through corresponding network environment 100. The location information of current location of mobile computer device 150-1 can be received from location detector 295 or any other suitable resource. The network management application 240 compares the current location of the corresponding mobile computer device 150-1 to stored information indicating locations in which the corresponding user 108-1 requested installation of a corresponding new wireless access point.

[0135] In this example embodiment assume that the user 108-1 requested installation of the new wireless access point at or in a vicinity of the location marked by symbol N. In response to detecting that the current location of the mobile computer device 150-1 resides within the wireless coverage region 750-1 or that the mobile computer device 150-1 is in a vicinity of the location marked by symbol N, the network management application 240 initiates display of corresponding graphical user interface 220-7 on display screen 130 for viewing by a respective user 108-1. The notification in graphical user interface 220-7 indicates that the user 108-1 previously requested installation of a WiFi™ access point in a vicinity of the location marked by symbol N displayed in map 740.

[0136] Accordingly, embodiments herein can include providing the notification of a newly available wireless access point to the subscriber in response to detecting presence of the subscriber in a vicinity of the geographical location in which the subscriber previously requested installation of the new wireless access point.

[0137] In accordance with yet further embodiments, the network management application 240 can be configured to notify the user 108-1 that the new wireless access point is available in the particular area even though the user 108-1 did not previously request installation of the wireless access point. Thus, a given subscriber can be notified of the avail-

ability of a new wireless access point installation, which resulted from other subscribers requesting installation of the WiFi™ access point.

[0138] FIG. 8 is an example block diagram of a computer device for implementing any of the operations as discussed herein according to embodiments herein.

[0139] In one embodiment, network management application 240, aggregator resource 140, etc., are implemented by a computer such as computer system 850 to carry out one or more operations as discussed herein.

[0140] As shown, computer system 850 of the present example includes an interconnect 811, a processor 813 (such as one or more processor devices, computer processor hardware, etc.), computer readable storage medium 812 (such as hardware storage to store data), I/O interface 814, and communications interface 817.

[0141] Interconnect 811 provides connectivity amongst processor 813, computer readable storage media 812, I/O interface 814, and communication interface 817.

[0142] I/O interface 814 provides connectivity to a repository 480 and, if present, other devices such as a playback device, display screen, input resource 792, a computer mouse, etc.

[0143] Computer readable storage medium 812 (such as a non-transitory hardware medium) can be any hardware storage resource or device such as memory, optical storage, hard drive, rotating disk, etc. In one embodiment, the computer readable storage medium 812 stores instructions executed by processor 813.

[0144] Communications interface 817 enables the computer system 850 and processor 813 to communicate over a resource such as network 190 to retrieve information from remote sources and communicate with other computers. I/O interface 814 enables processor 813 to retrieve stored information from repository 880.

[0145] As shown, computer readable storage media 812 is encoded with network management application 240-1 (e.g., software, firmware, etc.) executed by processor 813. Network management application 240-1 can be configured to include instructions to implement any of the operations as discussed herein.

[0146] During operation of one embodiment, processor 813 (e.g., computer processor hardware) accesses computer readable storage media 812 via the use of interconnect 811 in order to launch, run, execute, interpret or otherwise perform the instructions in network management application 240-1 stored on computer readable storage medium 812.

[0147] Execution of the network management application 240-1 produces processing functionality such as network management process 240-2 in processor 813. In other words, the network management process 240-2 associated with processor 813 represents one or more aspects of executing network management application 240-1 within or upon the processor 813 in the computer system 850.

[0148] Those skilled in the art will understand that the computer system 850 can include other processes and/or software and hardware components, such as an operating system that controls allocation and use of hardware resources to execute management application 240-1.

[0149] In accordance with different embodiments, note that computer system may be any of various types of devices, including, but not limited to, a wireless access point, a mobile computer, a personal computer system, a wireless device, base station, phone device, desktop computer, laptop, note-

book, netbook computer, mainframe computer system, handheld computer, workstation, network computer, application server, storage device, a consumer electronics device such as a camera, camcorder, set top box, mobile device, video game console, handheld video game device, a peripheral device such as a switch, modem, router, or in general any type of computing or electronic device. The computer system **850** may reside at any location or can be included in any suitable resource in network environment **100** to implement functionality as discussed herein.

[0150] Functionality supported by the different resources will now be discussed via flowcharts in FIGS. **9** and **10**. Note that the steps in the flowcharts below can be executed in any suitable order.

[0151] FIG. **9** is a flowchart **900** illustrating an example method according to embodiments. Note that there will be some overlap with respect to concepts as discussed above.

[0152] In processing block **910**, the mobile computer device **150-1** receives input **105-1** from a subscriber (e.g., user **108-1**) indicating to add a new wireless access point to network environment **100**. The input **105-1** specifies a geographical location in which the subscriber requests installation of the new wireless access point in the network environment **100**.

[0153] In processing block **920**, the mobile computer device **150-1** produces a message (e.g., installation request message **145-1**) to include the geographical location as specified by the input **105-1**. The message indicates that the subscriber requests installation of the new wireless access point at the specified geographical location.

[0154] In processing block **930**, the mobile computer device **150-1** initiates transmission of the message from the mobile computer device **150-1** to aggregator resource **140** at a remote location.

[0155] FIG. **10** is a flowchart **1000** illustrating an example method according to embodiments. Note that there will be some overlap with respect to concepts as discussed above.

[0156] In processing block **1010**, the aggregator resource **140** receives requests (such as installation request messages **145**) from multiple computer users in network environment **100**. Each of the requests specifies a corresponding geographical location in which a respective computer user desires installation of a respective new wireless access point in the network environment **100**.

[0157] In processing block **1020**, the aggregator resource **140** produces installation request information **170** indicating corresponding geographical locations as specified by the requests.

[0158] In processing block **1030**, the service provider **195** utilizes the installation request information **170** to identify locations in which to install new wireless access points in the geographical region.

[0159] Note again that techniques herein are well suited for use in installation of access points in wireless environments. However, it should be noted that embodiments herein are not limited to use in such applications and that the techniques discussed herein are well suited for other applications as well.

[0160] Based on the description set forth herein, numerous specific details have been set forth to provide a thorough understanding of claimed subject matter. However, it will be understood by those skilled in the art that claimed subject matter may be practiced without these specific details. In other instances, methods, apparatuses, systems, etc., that would be known by one of ordinary skill have not been

described in detail so as not to obscure claimed subject matter. Some portions of the detailed description have been presented in terms of algorithms or symbolic representations of operations on data bits or binary digital signals stored within a computing system memory, such as a computer memory. These algorithmic descriptions or representations are examples of techniques used by those of ordinary skill in the data processing arts to convey the substance of their work to others skilled in the art. An algorithm as described herein, and generally, is considered to be a self-consistent sequence of operations or similar processing leading to a desired result. In this context, operations or processing involve physical manipulation of physical quantities. Typically, although not necessarily, such quantities may take the form of electrical or magnetic signals capable of being stored, transferred, combined, compared or otherwise manipulated. It has been convenient at times, principally for reasons of common usage, to refer to such signals as bits, data, values, elements, symbols, characters, terms, numbers, numerals or the like. It should be understood, however, that all of these and similar terms are to be associated with appropriate physical quantities and are merely convenient labels. Unless specifically stated otherwise, as apparent from the following discussion, it is appreciated that throughout this specification discussions utilizing terms such as “processing,” “computing,” “calculating,” “determining” or the like refer to actions or processes of a computing platform, such as a computer or a similar electronic computing device, that manipulates or transforms data represented as physical electronic or magnetic quantities within memories, registers, or other information storage devices, transmission devices, or display devices of the computing platform.

[0161] While this invention has been particularly shown and described with references to preferred embodiments thereof, it will be understood by those skilled in the art that various changes in form and details may be made therein without departing from the spirit and scope of the present application as defined by the appended claims. Such variations are intended to be covered by the scope of this present application. As such, the foregoing description of embodiments of the present application is not intended to be limiting. Rather, any limitations to the invention are presented in the following claims.

We claim:

1. A method comprising:

receiving input from a subscriber operating a computer device to add a new wireless access point to a network environment, the input specifying a geographical location in which the subscriber requests installation of the new wireless access point in the network environment; producing a message to include the geographical location as specified by the input, the message indicating that the subscriber requests installation of the new wireless access point at the geographical location; and initiating transmission of the message from the computer device to an aggregator resource at a remote location.

2. The method as in claim 1 further comprising:

receiving the input from a graphical user interface displayed on a display screen of the computer device, the graphical user interface including a selectable option to request the installation of the new wireless access point at the geographical location.

3. The method as in claim 1 further comprising:
detecting a current location of the computer device;
initiating display of a map of a geographical region on a display screen of the computer device, the map of the geographical region including the current location of the computer device; and
initiating display of a first symbol on the displayed map, the first symbol indicating the current location of the computer device in the geographical region.
4. The method as in claim 3 further comprising:
from the subscriber, receiving selection of the geographical location via input to the displayed map; and
initiating display of a second symbol on the map, the second symbol indicating the geographical location selected by the subscriber for the installation of the new wireless access point.
5. The method as in claim 3 further comprising:
initiating display of a visual indication on the map, the visual indication indicating locations in the geographical region where other subscribers requested installation of one or more new wireless access points.
6. The method as in claim 1, wherein the geographical location included in the message is a current location of the computer device.
7. The method as in claim 2 further comprising:
initiating display of a notification to the subscriber operating the computer device in response to detecting activation of a non-WiFi™ wireless communication link by the computer device to communicate in the network environment, the notification prompting the subscriber to input the request.
8. The method as in claim 1 further comprising:
obtaining a unique identifier value; and
including the unique identifier value in the message to indicate an identity of the subscriber requesting the installation of the new wireless access point.
9. The method as in claim 2 further comprising:
in response to detecting presence of the computer device in a particular geographical region, initiating display of a visual prompt on the display screen, the visual prompt providing notification that the subscriber operating the computer device can request installation of the new wireless access point.
10. The method as in claim 2 further comprising:
monitoring a current location of the computer device;
in response to detecting: i) presence of the computer device in a vicinity of a geographical region in which other subscribers of computer devices have requested installation of a respective new wireless access point, and ii) that a number of the other subscribers requesting the installation of the respective new wireless access point at the geographical location is above a threshold value, initiating display of a graphical user interface to the subscriber operating the computer device, the graphical user interface including a selectable option for the subscriber to request installation of the new wireless access point in the network environment.
11. The method as in claim 1 further comprising:
subsequent to installation of the new wireless access point, providing a notification to the subscriber, the notification indicating presence of and location of the newly installed wireless access point.
12. The method as in claim 11 further comprising:
providing the notification to the subscriber in response to detecting presence of the subscriber in a vicinity of the geographical location in which the subscriber previously requested installation of the new wireless access point.
13. A method comprising:
receiving requests from multiple computer users in a network environment, each of the requests specifying a corresponding geographical location in which a respective computer user desires installation of a respective new wireless access point in the network environment;
producing installation request information indicating corresponding geographical locations as specified by the requests; and
utilizing the installation request information to identify locations in which to install new wireless access points in the geographical region.
14. The method as in claim 13 further comprising:
producing a map of a geographical region in the network environment, the map including symbols to indicate the corresponding geographical locations as specified by the requests.
15. The method as in claim 13, wherein utilizing the installation request information to identify locations in which to install new wireless access points in the geographical region includes:
identifying a specific region in the network environment in which a number of computer users above a threshold value requests installation of a wireless access point in the specific region, the specific region located within the geographical region; and
initiating installation of a new wireless access point in a vicinity of the specific region.
16. The method as in claim 15, wherein receiving requests from multiple computer users in the network environment includes:
receiving a first request, the first request received from a first computer user in the network environment requesting installation of a wireless access point at a first location within the specific region; and
receiving a second request, the second request received from a second computer user in the network environment requesting installation of a wireless access point at a second location within the specific region.
17. The method as in claim 13, wherein utilizing the installation request information to identify locations in which to install new wireless access points in the geographical region includes:
analyzing the installation request information to identify zones within the geographical region that include requests for installation of a new wireless access point per unit area above a threshold value; and
providing notification of the zones present in the geographical region.
18. The method as in claim 13 further comprising:
initiating transmission of the installation request information to a particular computer user in the geographical region to notify the particular computer user of corresponding geographical locations in which other respective computer user requested installation of new wireless access points in the network environment.
19. The method as in claim 18 further comprising:
initiating transmission of the installation request information to the particular computer user in response to detecting

- tion that the particular computer user is currently located in an area in which multiple other users previously requested installation of a new wireless access point in the area.
- 20.** The method as in claim **13** further comprising: for each respective request of the received requests: receiving a unique identifier value assigned to a corresponding computer device generating the respective request; and receiving location information indicating a location in which a user of the corresponding computer device desires installation of a new wireless access point.
- 21.** The method as in claim **13** further comprising: reviewing subscription levels associated with the multiple computer users; and initiating installation of new wireless access points at the locations in the geographical region based at least in part on the subscription levels.
- 22.** A computer system comprising: computer processor hardware; and a hardware storage resource coupled to the computer processor hardware, the hardware storage resource storing instructions that, when executed by the computer processor hardware, causes the computer processor hardware to perform operations of: receiving input from a subscriber operating a computer device to add a new wireless access point to a network environment, the input specifying a geographical location in which the subscriber requests installation of the new wireless access point in the network environment; producing a message to include the geographical location as specified by the input, the message indicating that the subscriber requests installation of the new wireless access point at the geographical location; and initiating transmission of the message from the computer device to an aggregator resource at a remote location.
- 23.** The computer system as in claim **22**, wherein the computer processor hardware further performs operations of: receiving the input from a graphical user interface displayed on a display screen of the computer device, the graphical user interface including a selectable option to request the installation of the new wireless access point at the geographical location.
- 24.** The computer system as in claim **22**, wherein the computer processor hardware further performs operations of: detecting a current location of the computer device; initiating display of a map of a geographical region on a display screen of the computer device, the map of the geographical region including the current location of the computer device; and initiating display of a first symbol on the displayed map, the first symbol indicating the current location of the computer device in the geographical region.
- 25.** The computer system as in claim **24**, wherein the computer processor hardware further performs operations of: from the subscriber, receiving selection of the geographical location via input to the displayed map; and initiating display of a second symbol on the map, the second symbol indicating the geographical location selected by the subscriber for the installation of the new wireless access point.
- 26.** The computer system as in claim **24**, wherein the computer processor hardware further performs operations of: initiating display of a visual indication on the map, the visual indication indicating locations in the geographical region where other subscribers requested installation of one or more new wireless access points.
- 27.** The computer system as in claim **23**, wherein the computer processor hardware further performs operations of: initiating display of a notification to the subscriber operating the computer device in response to detecting activation of a non-WiFi™ wireless communication link by the computer device to communicate in the network environment, the notification prompting the subscriber to input the request.
- 28.** The computer system as in claim **22**, wherein the computer processor hardware further performs operations of: obtaining a unique identifier value; and including the unique identifier value in the message to indicate an identity of the subscriber requesting the installation of the new wireless access point.
- 29.** The computer system as in claim **23**, wherein the computer processor hardware further performs operations of: in response to detecting presence of the computer device in a particular geographical region, initiating display of a visual prompt on the display screen, the visual prompt providing notification that the subscriber operating the computer device can request installation of the new wireless access point.
- 30.** The computer system as in claim **22**, wherein the computer processor hardware further performs operations of: subsequent to installation of the new wireless access point, providing a notification to the subscriber, the notification indicating presence of and location of the newly installed wireless access point.
- 31.** The computer system as in claim **30**, wherein the computer processor hardware further performs operations of: providing the notification to the subscriber in response to detecting presence of the subscriber in a vicinity of the geographical location in which the subscriber previously requested installation of the new wireless access point.
- 32.** Computer-readable hardware storage having instructions stored thereon, the instructions, when carried out by computer processor hardware, causes the computer processor hardware to perform operations of: receiving input from a subscriber operating a computer device to add a new wireless access point to a network environment, the input specifying a geographical location in which the subscriber requests installation of the new wireless access point in the network environment; producing a message to include the geographical location as specified by the input, the message indicating that the subscriber requests installation of the new wireless access point at the geographical location; and initiating transmission of the message from the computer device to an aggregator resource at a remote location.
- 33.** The method as in claim **1**, wherein the received input from the subscriber indicates whether the specified geographical location is an indoor location or outdoor location.