



US 20200184944A1

(19) **United States**

(12) **Patent Application Publication**
Dahl et al.

(10) **Pub. No.: US 2020/0184944 A1**

(43) **Pub. Date: Jun. 11, 2020**

(54) **AN AUDIO DEVICE WITH ADAPTIVE AUTO-GAIN**

Publication Classification

(71) Applicant: **Invisio Communications A/S**,
Hvidovre (DK)

(51) **Int. Cl.**
G10K 11/178 (2006.01)

(72) Inventors: **Jonas Burup Dahl**, Ballerup (DK); **Jan Larsen**, Smørum (DK)

(52) **U.S. Cl.**
CPC .. **G10K 11/17827** (2018.01); **G10K 11/17823** (2018.01); **G10K 2210/3224** (2013.01); **G10K 2210/3056** (2013.01); **G10K 2210/1081** (2013.01); **G10K 11/17873** (2018.01)

(21) Appl. No.: **16/631,946**

(57) **ABSTRACT**

(22) PCT Filed: **Jun. 20, 2018**

An audio device for receiving radio communication. The audio device is configured to receive radio communication as a received radio signal. The audio device includes a hear-through element configured to provide a hear-through signal to a user in response to a received ambient sound signal, and an adaptive auto-gain element configured to perform an auto-gain function of the received radio signal according to an adaptive gain value resulting in a modified radio signal, and to set the adaptive target level for the auto-gain function in response to the hear-through signal.

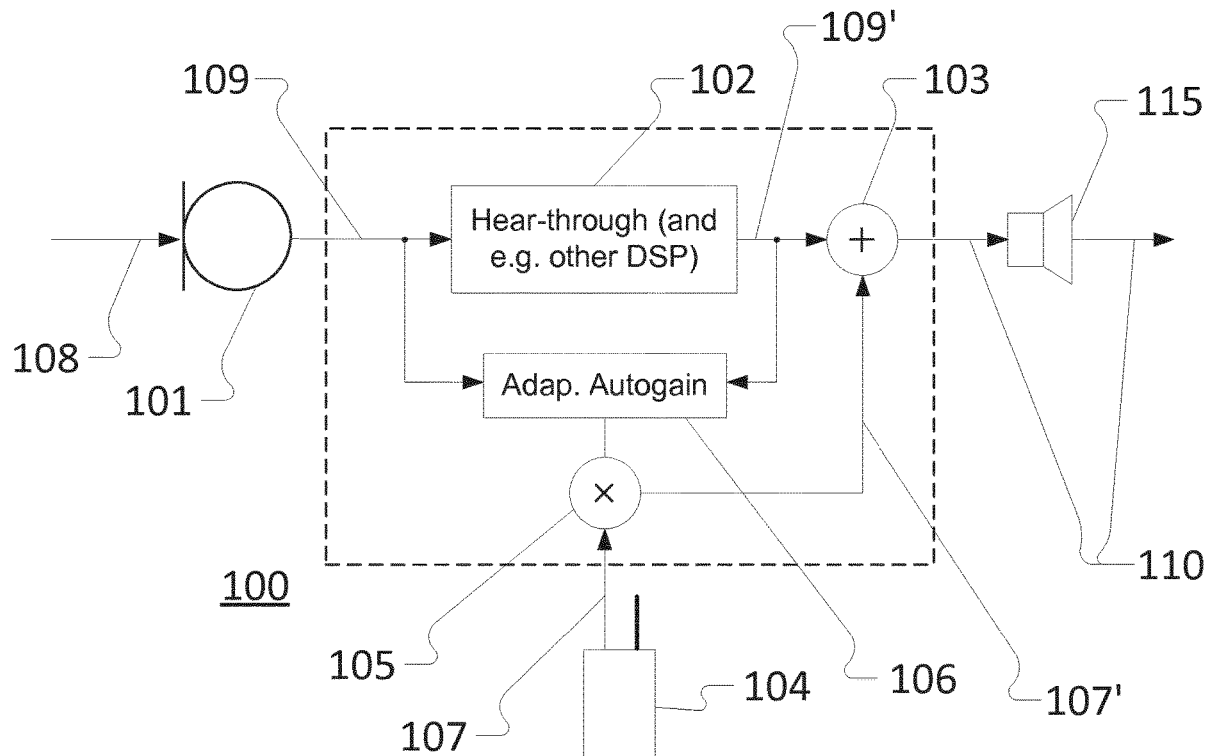
(86) PCT No.: **PCT/EP2018/066412**

§ 371 (c)(1),

(2) Date: **Jan. 17, 2020**

(30) **Foreign Application Priority Data**

Jul. 18, 2017 (DK) PA 201770579



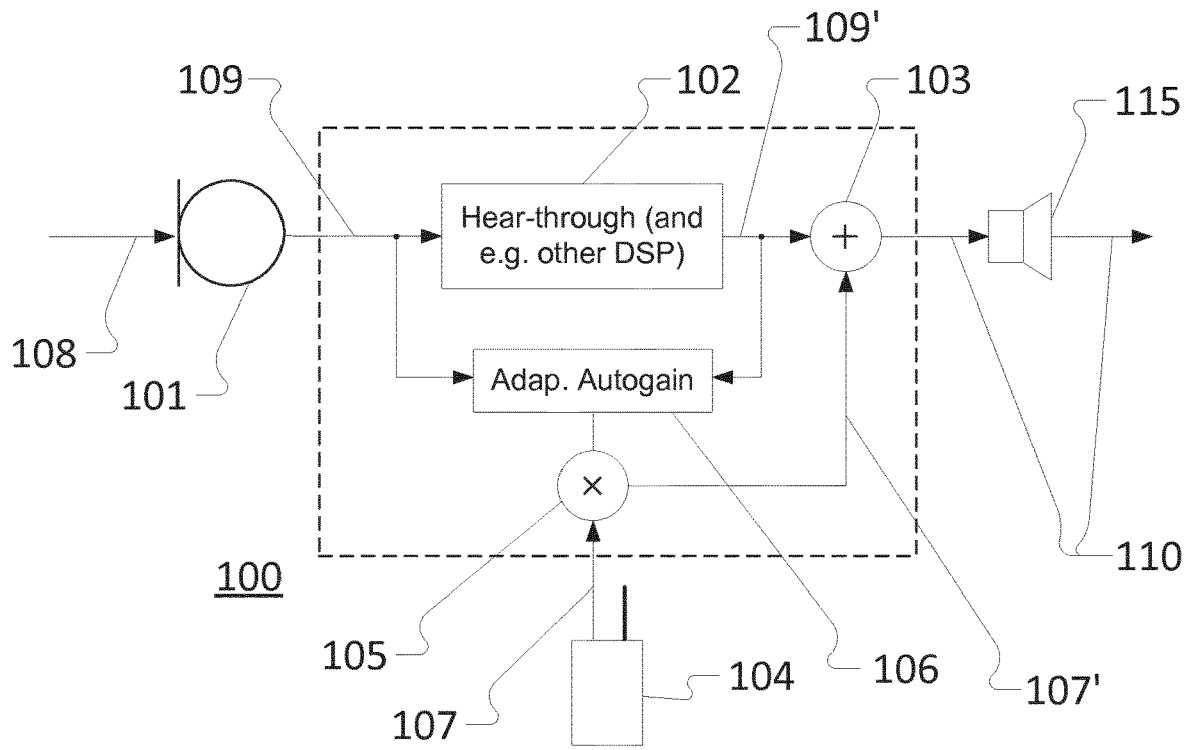


Figure 1

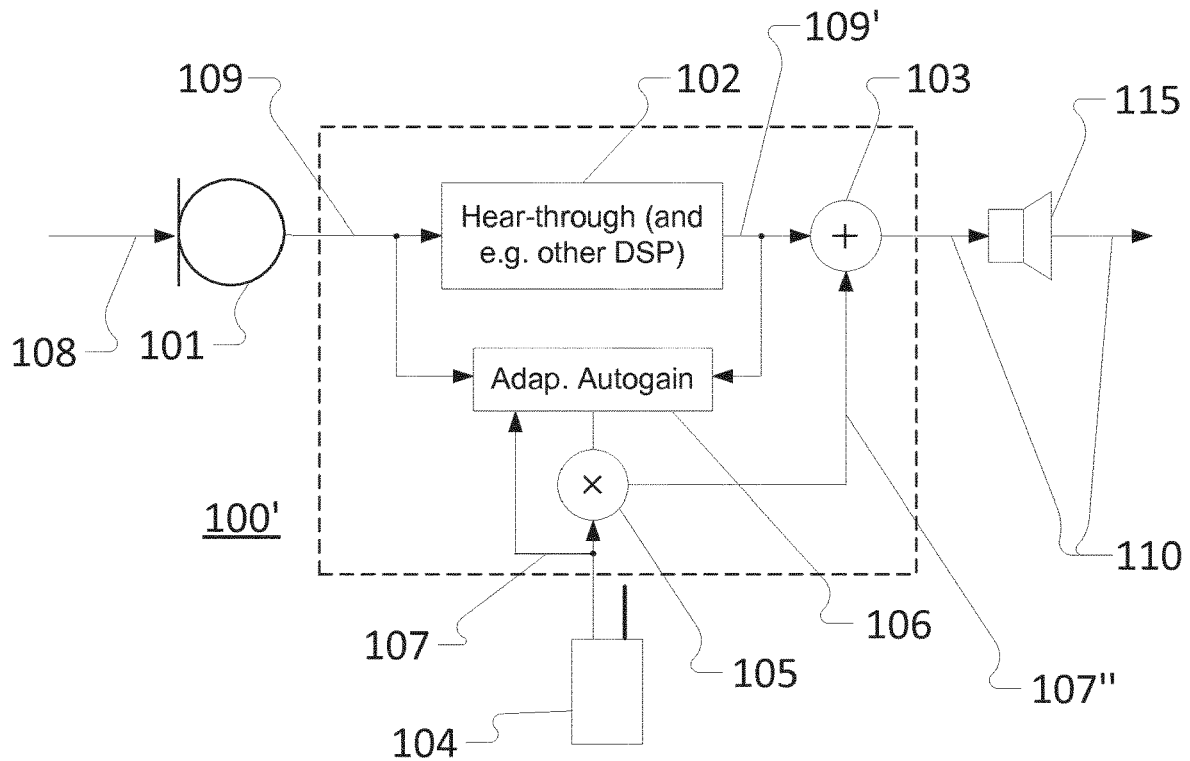


Figure 4

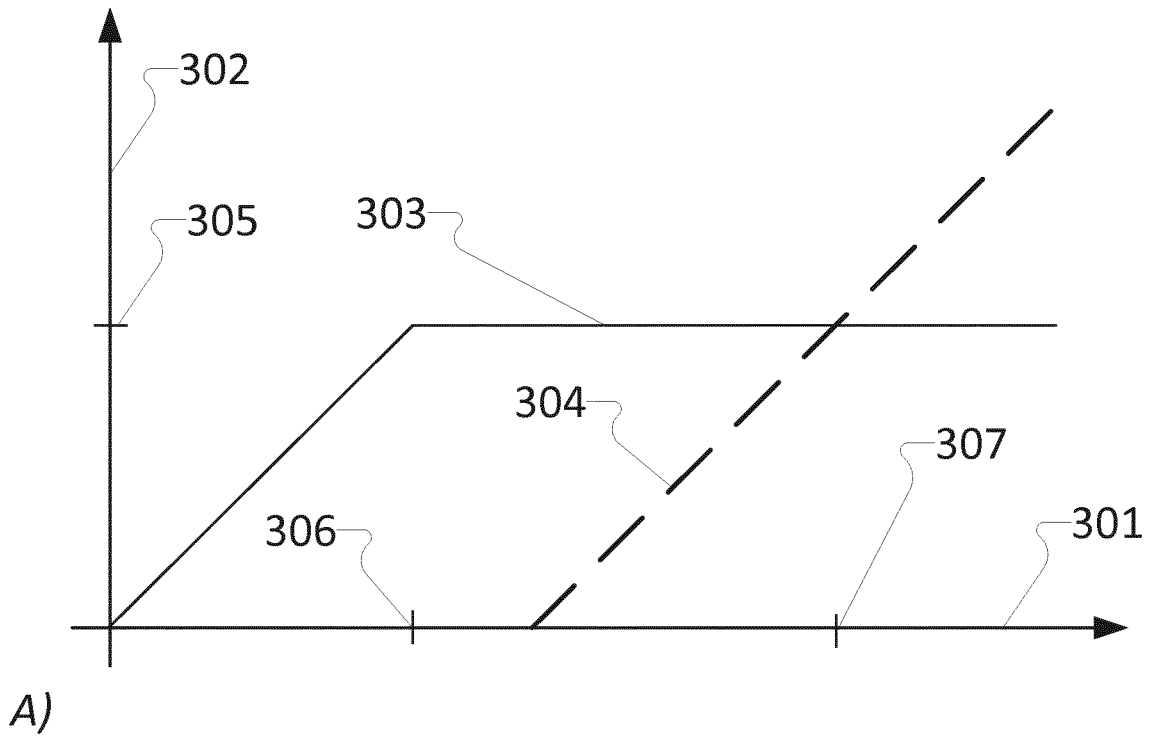


Figure 3

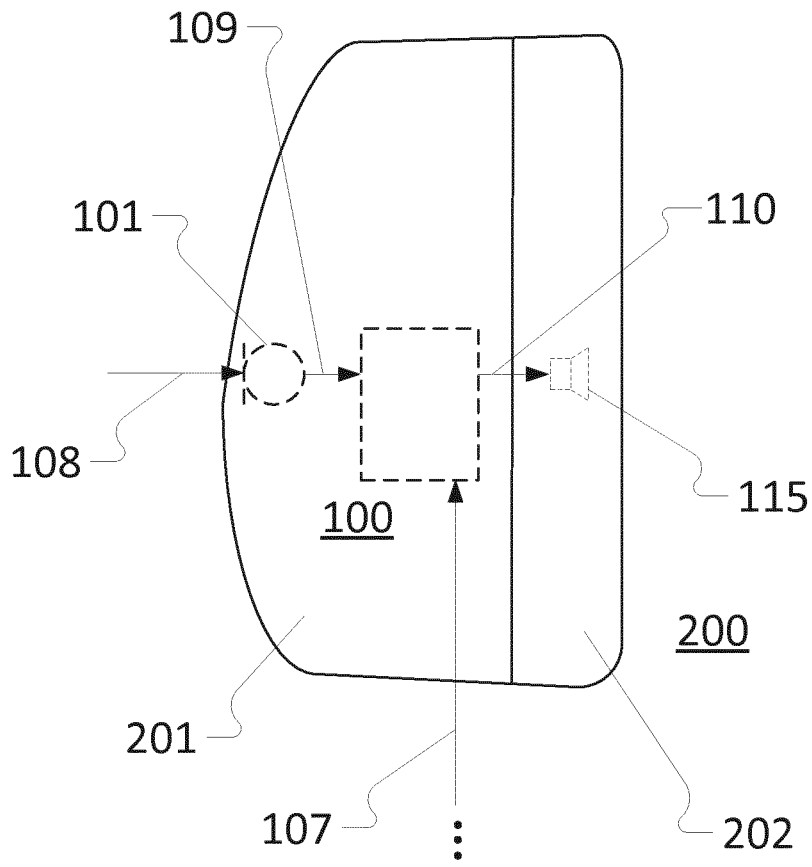


Figure 2

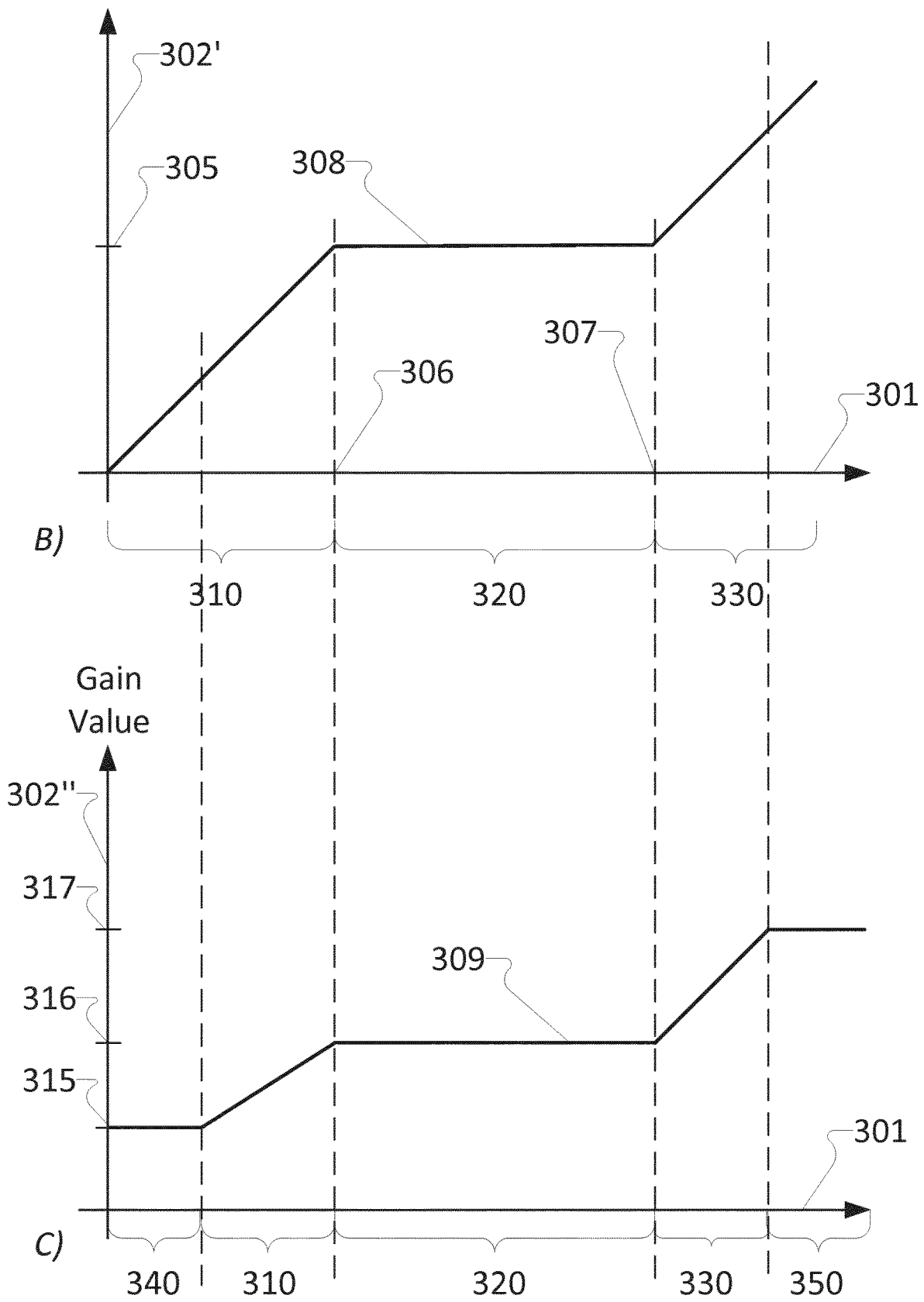


Figure 3

AN AUDIO DEVICE WITH ADAPTIVE AUTO-GAIN

FIELD OF THE INVENTION

[0001] The present invention relates generally to an audio device, such as a hearing protection device, headset, etc. for receiving radio communication, where the audio device comprises a hear-through element configured to provide a hear-through signal to a user in response to a received ambient sound signal.

BACKGROUND OF THE INVENTION

[0002] Many different types of hearing protection devices provide passive or active hearing protection in various ways for a user in order to protect the user's hearing as generally known.

[0003] Additionally, certain types of headsets provide active noise reduction (ANR) to reduce ambient sound received by the user (considering it unwanted noise). ANR is also sometimes referred to as active noise cancellation (ANC), active noise suppression (ANS), etc. Such headsets are sometimes referred to as noise cancellation headsets and may e.g. be of the in-ear type or over-the-ear type.

[0004] Thus, hearing protection devices, headsets (e.g. ANR headsets), and similar will reduce, diminish, dampen, occlude, and/or etc. the ambient sound (the sound outside the particular device or headset) to various degrees for the user.

[0005] Some hearing protection devices and headsets provides a hear-through functionality where at least a part of the ambient sound is forwarded to the user's ear canal at or below a certain maximum noise level (at least within certain limits) to enable situational awareness. If the ambient sound increases above the maximum noise level, the hearing protection device or headset dampens the noise that is allowed to pass through to the ear canal to protect the user's hearing. At a point when the noise becomes too loud, leakage noise will eventually be heard by the user above the maximum noise level as sound eventually will propagate through the hearing protection device. The level of ambient sound, for when leakage noise will be heard by the user, is heavily dependent on specific design, materials, etc. of a particular hearing protection device and will often vary from type to type of hearing protection device.

[0006] Hear-through may be passive, e.g. providing a sound channel, sound tube, acoustic connection, or similar more or less openly (it may e.g. be mechanically occluded at least partially to offer hearing protection) connecting an interior with an exterior of a hearing protection device where sound in the interior typically is provided in or to the ear-canal of the user. Alternatively, hear-through may be active, e.g. picking up ambient sound by a microphone or similar located on or in the exterior of the hearing protection device and providing the picked up sound signal, e.g. dampened to protect the hearing of the user, to a speaker or similar located in the interior so that emitted sound of the speaker is provided in or to the ear canal of the user.

[0007] Hear-through functionality is for some uses very important for the situational awareness of the user, e.g. to be able to hear verbal communication, detect dangers, or to determine whether a given sound originates from the front or back and left or right of the user. This is especially the case

for professional users, such as armed forces, firefighters, emergency workers, police, security personal, etc.

[0008] Some types of headsets also include a radio communications unit or element for at least receiving (e.g. also transmitting) radio communication or are at least connectable to receive radio communication from such a radio communications unit or element.

[0009] However, in relation to hearing protection devices, headsets, and/or other audio devices that include radio communication and where the hearing protection device, the headset, etc. has hear-through capability, the hear-through sound may very well interfere with the radio communication signal and vice versa to the detriment of the sound quality of either or even both.

[0010] Furthermore, auto-gain, as generally known, is used in certain sound applications to automatically increase sounds with low sound level (loudness) and decrease sounds with (too) high sound level (loudness), respectively, in relation to a target sound level. Auto-gain is sometimes also referred to as automatic gain control (AGC). Implementations of auto-gain may involve a closed-loop feedback regulating circuit providing controlled signal amplitude as output in spite of variations of the amplitude of the input signal.

[0011] Patent specification U.S. Pat. No. 7,983,907 discloses a headset with separation of speech signals using at least two microphones for the speech separation, e.g. using blind source separation, where one microphone is located closer to the mouth of a user than the other(s). When a two channel voice activity detector (VAD) detects speech, it generates a control signal that in some embodiments is used to by an automatic gain control (AGC) function applied to the output of a speech signal being transmitted by a transmission subsystem.

[0012] Patent application US 2016/0365082 relates to headphones with multiplexed microphone signals enabling active noise cancellation that includes an audio plug with four connectors with one connector connected to ground, one to a left speaker, one to a right speaker, and the last connector dedicated to convey signals from two or more microphones that are multiplexed onto a single connector. An automatic gain control (AGC) is mentioned, but only in relation to be provided directly on a sensor by providing an output impedance of a bias generator that is high at low acoustic levels and lower at higher acoustic levels.

OBJECT AND SUMMARY OF THE INVENTION

[0013] It is an object to provide an audio device with hear-through and radio communications that provides increased sound quality of received radio communication.

[0014] Additionally, an objective is to provide an audio device with hear-through and radio communications that avoids or at least reduces one or more of the drawbacks mentioned above.

[0015] A first aspect of the invention is defined in claim 1.

[0016] According to the first aspect, one or more of these objects is/are achieved at least to an extent by an audio device for (at least) receiving radio communication where the audio device is configured to receive radio communication as a received radio signal. The radio signal may be received from a source that is internal or alternatively external to the audio device (or a combination e.g. in case of receiving a plurality of radio signals from several radio sources). The audio device comprises a hear-through ele-

ment configured to provide a hear-through signal (directly or indirectly) to a user. The hear-through signal is provided in response to a received ambient sound signal. The provided hear-through signal may be a dampened or a selectively dampened (i.e. it may be dampened only under certain circumstance) version of the received ambient sound signal. The received ambient sound signal may e.g. be obtained by a microphone or similar, an acoustic coupling, etc. In some embodiments, one or more sound attenuating elements dampens the outside ambient sound (at least as long as there is no leakage noise) except for the part that is provided by the hear-through signal. The one or more sound attenuating elements may e.g. be internal or alternatively external to the audio device. The hear-through element may be passive and/or active. The audio device further comprises an adaptive auto-gain element configured to perform an auto-gain function of the received radio signal according to an adaptive gain value, resulting in a modified radio signal, and to set the adaptive gain value for the auto-gain function in response to the hear-through signal. It is to be understood that the modified radio signal theoretically could be unmodified (by the auto-gain function) when the received radio signal is exactly on target/the gain value is exactly one.

[0017] In this way, a particular gain value for the auto-gain function for the received radio signal is adaptively set in response to the hear-through signal. This will increase the sound quality (clarity/speech intelligibility) of the radio communication signal since it then is possible to adjust the target sound level of the received radio signal depending on the sound level of the hear-through signal. The auto-gain gain value for the received radio signal may accordingly be increased when the sound level of the hear-through signal is relatively high that otherwise would or could make the received radio signal less intelligible for the user or even obscure the received radio signal. Additionally, the auto-gain gain value for the received radio signal may accordingly be decreased when the sound level of the hear-through signal is relatively low, which may conserve power and maintain listening comfort for a user while still providing an adequate sound level for the radio signal. Additionally, a user may set the target level for the source or element supplying the radio signal generally at a lower setting since the system automatically will increase the volume of the received radio signal in cases of noise. A generally lower volume setting will protect the user's hearing compared to having a general higher setting. The auto-gain gain value may, under certain circumstances e.g. as disclosed herein, also be maintained at a current level if the current level is sufficient.

[0018] In a way, for the received radio signal in 'isolation' the hear-through signal may be treated as noise (even though it is desirable or even significant to receive). For professional users, such as armed forces, firefighters, emergency workers, police, security personal, etc. it may be crucial to be able to clearly hear a received radio communication even in situations of noisy environments with high ambient sound levels that even may vary quite a lot in a given period of time. It is noted that (at least in some embodiments), the hear-through signal is not removed, which is also an advantage especially for professional users, thereby still enabling situational awareness.

[0019] Accordingly, the auto-gain element will adaptively adjust the gain value (and thereby the level of the received radio signal) in response to the hear-through signal. For a given currently set gain value (determined by a particular

hear-through signal), the level of the modified radio signal (i.e. the 'output') is adjusted according to the gain value (now set, until it adaptively is changed as disclosed herein), i.e. the signal level or amplitude of the received radio signal (i.e. the 'input') is adjusted with the gain value to provide the modified radio signal. When the gain value is changed as disclosed herein, the level of the modified radio signal is adjusted according to the new gain value until it changes again, etc. This signifies, that a relatively low volume radio signal and a relatively high volume signal is applied with the same gain value as the setting of the gain value (at least in some embodiments) is independent of the received radio signal. This reduces complexity.

[0020] In some embodiments, the audio device comprises one or more sound attenuating elements. Alternatively, the one or more sound attenuating elements are external to the audio device, e.g. comprised by or connected to a device that comprises the audio device. As another alternative with a plurality of sound attenuating elements, at least one is internal and at least one is external to the audio device. The one or more sound attenuating elements may provide hearing protection for the user.

[0021] In some embodiments, the one or more sound attenuating elements comprises one or more passive hearing protection elements configured to dampen the received ambient sound signal and/or the hear-through signal.

[0022] In some embodiments, in addition or alternatively, the one or more sound attenuating elements comprises one or more active hearing protection elements configured to selectively dampen the received ambient sound signal and/or the hear-through signal, the selectively dampening of the received ambient sound signal and/or the hear-through signal being carried out according to one or more predetermined criteria.

[0023] In some embodiments, in addition or alternatively, the one or more sound attenuating elements comprises an active noise reduction (ANR) system configured to reduce or suppress noise in the received ambient sound signal and/or the hear-through signal.

[0024] In some embodiments, the adaptive auto-gain element is further configured to set the adaptive gain value for the auto-gain function in response to an estimated amount of leakage noise (generally only present to a significant degree for relatively high sound levels) present in an ear-canal of the user (i.e. in addition to the hear-through signal).

[0025] Leakage noise is the ambient sound that propagates through the audio device when the one or more sound attenuating elements (and e.g. housing of the audio device) no longer can remove or diminish the outside sound fully or sufficiently. For professional uses as mentioned elsewhere, it is not uncommon that leakage noises will be present from time to time. When leakage noise is present, at least above a certain level, it can also make the received radio signal less intelligible or obscured for the user. However, by adapting the gain value to take the leakage noise into account it is possible to at least mitigate the influence of the leakage noise.

[0026] In some embodiments, audio device is configured to

[0027] measure or estimate a sound level of the received ambient sound signal and/or the hear-through signal, and

[0028] derive the estimated amount of leakage noise in response to the measured or estimated sound level(s).

[0029] The estimated amount of leakage noise may e.g. be derived using a predetermined profile or similar, being specific for (the type, class, etc. of) the audio device or the device that comprises the audio device, such as a headset, hearing protection device, etc. where the predetermined profile or similar a priori establishes a relationship between measured or estimated sound level(s) and the expected leakage noise for the particular device. This provides an expedient way of estimating the leakage noise without having to obtain it directly.

[0030] In some embodiments, the adaptive auto-gain element is further configured to set the adaptive gain value for the auto-gain function in response to the received ambient sound signal (i.e. in addition to the hear-through signal). The received ambient sound signal, at least in some embodiments, corresponds or is a good representation of the leakage noise if/when present. The received ambient sound signal may e.g. be obtained by a microphone or similar located on or in the exterior of the audio device or the device that comprises the audio device, such as a headset, hearing protection device, etc. Alternatively, the received ambient sound signal may e.g. be obtained by a microphone or similar located in the interior of the audio device or the device that comprises the audio device. As yet another alternative, the received ambient sound signal may e.g. be obtained by an acoustic port or the like.

[0031] In some embodiments, the adaptive auto-gain element is configured to

[0032] adaptively increase and decrease, respectively, the gain value for the auto-gain function as a function of the hear-through signal when the hear-through signal is below a predetermined first level, i.e. the gain value is increased for an increasing level of the hear-through signal and decreased for a decreasing level of the hear-through signal. The gain value stays the same if the hear-through signal stays the same (e.g. within certain limits).

[0033] In this way, the gain value for the modified radio signal is increased for increasing levels of the hear-through signal, which avoids or at least reduces the risk that the hear-through signal will interfere (too much) with the radio signal, and correspondingly, the gain value is reduced for decreasing levels of the hear-through signal ensuring that the radio signal does not interfere (too much) with the hear-through signal or gets too high for a user without any need.

[0034] This may correspond to a situation where the ambient sound does not create any leakage noise (or at least not any significant amount of leakage noise) and where the hear-through signal does not need to be dampened for safety reasons as given by the predetermined first level.

[0035] In some embodiments, the adaptive auto-gain element is configured to adaptively increase and decrease, respectively, the gain value for the auto-gain function as a function of the hear-through signal when the hear-through signal is below a predetermined first level and above another predetermined level.

[0036] The respective adaptive increase and decrease of the gain value may e.g. be a linear, non-linear, or a combination thereof, function of the hear-through signal. In addition or alternatively, the respective adaptive increase and decrease of the gain value may be a function of the leakage signal or the received ambient sound signal.

[0037] In some embodiments, the adaptive auto-gain element is configured to

[0038] (substantially) maintain the gain value for the auto-gain function at a current level when the hear-through signal would otherwise be above but kept about a predetermined level (e.g. the predetermined first level mentioned above) (i.e. the hear-through signal would be above the first predetermined level without being dampened for safety reasons but it is dampened to maximally be at that level for the safety reasons) and the received ambient sound signal is below a predetermined second level.

[0039] Furthermore (at least some embodiments), instead of maintaining the gain value as a single value, it can be maintained within certain relatively smaller boundaries and/or tolerances.

[0040] This may correspond to a situation where the ambient sound does not create any (or any significant) leakage noise and where the hear-through signal actively and/or passively is dampened by one or more sound attenuating elements to be at a sound level in the ear canal of the user being at most the predetermined first level for safety reasons. In such a situation, a current gain value is sufficient as the hear-through signal is not increased further for safety reasons and leakage noise is not present or not an issue.

[0041] In some embodiments, the adaptive auto-gain element is configured to

[0042] adaptively increase and decrease, respectively, the gain value for the auto-gain function (e.g. at least up to a maximum level) as a function of

[0043] the hear-through signal, and/or

[0044] the received ambient sound signal,

[0045] when the received ambient sound signal is above a predetermined level (e.g. the predetermined second level mentioned above).

[0046] This may correspond to a situation where the ambient sound do create (significant) leakage noise and where the ambient sound cannot be dampened to be fully below the predetermined first level in the ear canal (due to the ambient sound being too large whereby leakage noise will be present in the ear canal),

[0047] In this way, the gain value may be increased to reduce the effect of the leakage noise.

[0048] The respective adaptive increase and decrease of the gain value may e.g. be a linear, non-linear, or a combination thereof, function of the hear-through signal. In addition or alternatively, the respective adaptive increase and decrease of the gain value may be a function of the leakage signal or the received ambient sound signal.

[0049] The number of predetermined levels—governing intervals of different adaptation of the adaptive auto-gain element—may vary depending on use and/or implementation.

[0050] In some embodiments, the predetermined second level is larger than the predetermined first level. In some further embodiments, the predetermined first level is about 85 dB and/or the predetermined second level is selected from the range of about 95 dB to about 115 dB, is selected from the range of about 100 dB to about 110 dB, or is about 105 dB. However, the specific numbers, and in particular the number for the predetermined second level, may vary from design to design of the audio device or the device comprising the audio device. The first level may e.g. be defined according to hear-through specifications.

[0051] In some embodiments, the audio device is configured to maintain the gain value of the auto-gain function at a level providing optimised signal to noise ratio (SNR)

between the received radio signal and an overall sound signal present in an ear canal of the user, the overall sound signal comprising at least the modified radio signal and the hear-through signal.

[0052] In some embodiments, the audio device comprises or is connected to a microphone located in the ear canal of the user, and wherein the signal to noise ratio is determined by measuring a level of the received radio signal or the modified (or potentially modified) radio signal and by measuring e.g. a level of the overall sound signal in the ear canal of the user. The level of the overall sound signal may e.g. be measured by a microphone or similar located in (connection with) the ear canal of the user, e.g. in an interior of an ear cup for a hearing protection device or headset.

[0053] In some alternative embodiments, the signal to noise ratio is determined in response to an estimate of the noise in the ear canal (e.g. measured by a microphone or similar located in (connection with) the ear canal of the user, e.g. in an interior of an ear cup). In some further embodiments, the signal to noise ratio is further determined in response to a type of the noise, e.g. as characterised by its frequency composition, the overall character of the noise (static, intermittent, low-frequency, etc.).

[0054] In some embodiments, the audio device comprises a radio communications element being configured to receive radio communication and supply the received radio signal.

[0055] In some alternative embodiments, the audio device is configured to receive the received radio signal from an external (i.e. external to the audio device) radio communications element.

[0056] In some embodiments, the audio device is

[0057] an active and/or passive hearing protection communication headset, and/or

[0058] an active noise reduction headset.

[0059] In some embodiments, the gain value as a function of the hear-through signal (and/or of the received ambient sound signal) is set or fitted in dependence to one or more functional capabilities and/or intended use.

[0060] In some embodiments, the hear-through element (or another digital signal processor) is further configured to perform one or more digital signal processing functions selected from the group consisting of:

[0061] occlusion,

[0062] providing increased situational awareness,

[0063] compensating for hearing loss,

[0064] providing additional radio signals from additional radio sources,

[0065] whisper-mode,

[0066] comfort mode,

[0067] environment detection and adaption,

[0068] noise reduction,

[0069] noise gate,

[0070] spatial filtering or beamforming,

[0071] volume control,

[0072] tinnitus maskers, voice prompts, or other injected audio signals,

[0073] noise cancellation, and

[0074] linear filtering.

[0075] In some further embodiments, the adaptive auto-gain element is configured to set the adaptive gain value for the auto-gain function in response to the received radio signal (i.e. in addition to at least the hear-through signal). Accordingly, the auto-gain function of the received radio signal will result in a further modified radio signal.

[0076] In this way, it is possible to take into consideration also the received radio signal, and in particular a level of the received radio signal.

[0077] In some further embodiments, the adaptive gain value for the auto-gain function is set (also) in response to a target level of the received radio signal.

[0078] In this way, the level of the received radio signal may be adjusted according to a target level, which e.g. may signify that a relatively low volume radio signal is applied with a different (e.g. greater) gain value than a gain value of a relatively high volume signal (e.g. being smaller).

[0079] The adaptive auto-gain element may be configured to receive the received radio signal, a sound level thereof, and/or the target level.

[0080] In some further embodiments, the gain value is not set in response to the hear-through signal, i.e. only in response to the received radio signal (and e.g. further signals).

BRIEF DESCRIPTION OF THE DRAWINGS

[0081] These and other aspects will be apparent from and elucidated with reference to the illustrative embodiments as shown in the drawings, in which:

[0082] FIG. 1 schematically illustrates an audio device comprising an adaptive auto-gain element as disclosed herein according to one embodiment;

[0083] FIG. 2 schematically illustrates an audio device as disclosed herein being part of an exemplary over-the-ear cup for a hearing protection device, headset, or similar;

[0084] FIGS. 3a, 3b, and 3c schematically illustrate graphs illustrating different sound levels and gain values for different sound signals according to embodiments of an adaptive auto-gain element as disclosed herein;

[0085] FIG. 4 schematically illustrates an audio device comprising an adaptive auto-gain element as disclosed herein according to another embodiment.

DESCRIPTION OF PREFERRED EMBODIMENTS

[0086] FIG. 1 schematically illustrates an audio device comprising an adaptive auto-gain element as disclosed herein according to one embodiment.

[0087] Schematically illustrated is an audio device **100** as disclosed herein comprising a hear-through element **102** as disclosed herein providing a hear-through signal **109'** where the hear-through signal **109'** is provided in response to a received ambient sound signal **108, 109**. In the shown embodiment, a microphone **101** picks up the ambient sound **108** and provides it to the audio device **100** as the received ambient sound signal **109**. The microphone **101** could alternatively be a part of the audio device **100**. As a further alternative, the audio device **100** could have or be connected to an acoustic port or similar to obtain an ambient sound signal **109** acoustically from the ambient sound **108**, i.e. without using a microphone.

[0088] In some embodiments, the hear-through signal **109'** is a capped, by the hear-through element **102** and/or one or more sound attenuating elements, at a maximum level, also referred to as a predetermined first level (e.g. about 85 dB) to offer hearing protection for a user (see e.g. **303** in FIG. 3).

[0089] The audio device **100** further comprises an adaptive auto-gain element **106** as disclosed herein configured to perform an auto-gain function of a received radio signal **107**.

The received radio signal **107** is received from a radio communications element **104** being internal or as shown being external.

[0090] The adaptive auto-gain element **106** applies a gain factor to the received radio signal **107** by a multiplier circuit or element **105** according to a current gain value resulting in a modified (or potentially modified) radio signal **107'** that is added together with the hear-through signal **109'** using an adding element or circuit **103** resulting in overall sound signal **110** that is forwarded to a speaker or the like **115** producing sound in an ear canal of the user. The speaker **115** is shown as external to the sound device **100** but could alternatively be internal.

[0091] As disclosed herein, the adaptive auto-gain element **106** adjusts or controls the adaptive gain value of the received radio signal **107** in response to the hear-through signal **109'** and the received ambient sound signal **109**. In alternative embodiments, the adaptive auto-gain element **106** adjusts or controls the adaptive gain value of the received radio signal **107** in response to the hear-through signal **109'** only.

[0092] The hear-through element **102** (and/or one or more other digital signal processors) may in some embodiments be further configured to perform one or more digital signal processing functions as disclosed herein.

[0093] The audio device **100** may be comprised by another device, such as a headset, hearing protection device, an ANR headset, etc. and e.g. as illustrated in connection with FIG. 2.

[0094] FIG. 2 schematically illustrates an audio device as disclosed herein being part of an exemplary over-the-ear cup for a hearing protection device, headset, or similar.

[0095] Illustrated in FIG. 2 is an ear cup or the like **200** that comprises an audio device **100** as disclosed herein, e.g. as shown in FIG. 1. The ear cup **200** is part of device such as a headset, a passive and/or active hearing protection device, a passive and/or active hearing protection communication headset, an ANR headset, etc. The audio device **100** may be internal (as shown) to the ear cup **200** or alternatively external. In this particular example, the ear cup **200** comprises a shell or housing **201** and a cushion, padding, or similar **202**.

[0096] The shell or housing **201** comprises the audio device **100** that receives an ambient sound signal **109** from a microphone **101** picking up ambient sound **108**. The microphone **101** is in this embodiment located on or in the exterior of the shell or housing **201**. In at least some embodiments, the shell or housing **201** further comprises one or more sound attenuating elements that dampens at least a part of the outside ambient sound.

[0097] Furthermore, the audio device **100** receives a received radio signal **107** using a wireless or wired connection from (in this example) an external radio communications unit or element (not shown).

[0098] The audio device is connected with a speaker or the like **115** to deliver an overall sound signal **110** to the ear canal of the user as disclosed herein, e.g. in connection with FIG. 1, where the speaker or the like **115** is located in the interior of the cup **200**.

[0099] FIGS. 3a, 3b, and 3c schematically illustrate graphs illustrating different sound levels and gain values for different sound signals according to embodiments of an adaptive auto-gain element as disclosed herein.

[0100] Illustrated in FIG. 3a is a graph having a sound level of ambient sound or received ambient sound signal (corresponding to **108** or **109** in FIGS. 1, 2, and 4) as the x axis **301** and a sound level as the y axis **302** illustrating—according to some exemplary embodiments and somewhat idealised—a hear-through signal **303** (corresponding to **109'** in FIGS. 1, 2, and 4) and a leakage noise signal **304** as a function of the ambient sound or received ambient sound signal (only referred to as ambient sound in the following).

[0101] As can be seen, the hear-through signal **303** increases with increasing ambient sound level until a first predetermined level **306** (e.g. about 85 dB) where it is capped to protect the hearing of a user at a maximum level **305** (typically about 85 dB). Alternatively, the hear-through signal **303** is not capped but stopped e.g. using reduction or compression according to a predetermined rate (e.g. 2:1 or other applicable rate, signifying for this particular example that the output of the hear-through signal **303** increases half as much as the input signal). The leakage noise **304** is not present for lower ambient sound levels **301** but at some point (depending on the overall sound attenuating capabilities of the specific audio device and/or the device comprising the audio device) leakage noise will be present and will increase with increasing ambient sound level. At first, sound attenuating element(s) of the audio device and/or the device comprising the audio device is normally capable of attenuating the leakage noise as well. However, at a predetermined second level **307** (depending very much on the specific design of the audio device or the device comprising the audio device), the amount of leakage noise can no longer be suppressed and a user will start to experience it (at least above a certain level). As disclosed herein and as will be explained further in connection with FIGS. 3b and 3c for an exemplary embodiment, an adaptive gain value of an auto-gain function for a received radio signal (see e.g. **107** in FIGS. 2 and 3) is adaptively controlled in response to these signals.

[0102] Illustrated in FIG. 3b is a graph corresponding to the one of FIG. 3a except that the y axis **302'** now is the total sound level as experienced by the user and that an overall sound signal **308** (corresponding to **110** in FIGS. 1, 2, and 4) is illustrated.

[0103] The overall sound signal **308** is the sum of the hear-through signal and the ambient sound level in FIG. 3a (see **303** and **304**).

[0104] Further illustrated are three ranges **310**, **320**, and **330** as determined by the first and the second predetermined levels **306**, **307**. As disclosed herein, the gain value of the auto-gain function is adaptively set differently depending on which interval a given sound level for, in this and corresponding embodiments, the combination of the ambient sound level and the hear-through signal (i.e. the overall sound signal **308**) is in. In other embodiments, the gain value is adaptively set depending on only what interval the hear-through signal is in.

[0105] In some embodiments and as disclosed herein, in a first interval **310** (when the hear-through signal is below the first predetermined level **306**) the gain value for the auto-gain function is increased and decreased with respectively increasing and decreasing sound level of the overall sound signal **308**. If the sound level of the overall sound signal does not change (e.g. within certain boundaries or tolerances) then the gain value does not change. Alternatively, the gain value for the auto-gain function is fixed for a part of the first interval **310** (for lower sound levels and e.g. for the lower

half or other fractions) and is, for another part of the first interval **310**, increased (or decreased) for increasing (or respectively decreasing) sound levels of the overall sound signal **308**. This can also be seen as having a shorter first interval with a further interval (below the first) where the gain value is maintained (e.g. as illustrated in FIG. **3c**).

[0106] In a second interval **320** (when the ambient sound signal is below a predetermined second level **307** and the hear-through signal is capped at a maximum level **305**, i.e. when the sound level is above the predetermined first level **306**), the gain value is maintained (e.g. within certain boundaries or tolerances).

[0107] In the third interval **330** (when the ambient sound signal is above the predetermined second level **307**), the gain value for the auto-gain function is increased and decreased with increasing and decreasing, respectively, sound level of the overall sound signal **308**. If the sound level of the overall sound signal does not change (e.g. within certain boundaries or tolerances) then the gain value does not change. Alternatively, the gain value for the auto-gain function is increased (or decreased) for increasing (or respectively decreasing) sound levels of the overall sound signal **308** for a part of the third interval **330** and is fixed for another part of the third interval **330** (for higher sound levels and e.g. for the upper half or other fractions). This can also be seen as having a shorter third interval with a(nother) further interval (above the first) where the gain value is maintained (e.g. as illustrated in FIG. **3c**).

[0108] Illustrated in FIG. **3c** is a graph corresponding to the ones of FIGS. **3a** and **3b** except that the y axis **302** now indicates the gain value (as a function of the sound level of the overall sound signal) for the auto-gain function and that a gain value signal **309** is illustrated. The x axis **301** corresponds to the one of FIGS. **3a** and **3b**.

[0109] Dashed lines connect FIGS. **3b** and **3c** to illustrate potential corresponding points for illustrative purposes. However, it should be noted that at least for some embodiments, FIGS. **3b** and **3c** does not necessarily relate to each other, i.e. the graph of FIG. **3b** can be different for the same graph of FIG. **3c** and vice versa.

[0110] FIG. **3c** illustrates a first **310**, second **320**, and third **330** interval and two further intervals **340**, **350** as described above. In a first further interval **340** for lower sound levels of the ambient sound, the gain value is—in this particular example—kept at a predetermined value **315** that e.g. may be 0 dB or about 0 dB but can be different. For this interval, the ambient noise is not very severe and there is normally no need to increase the volume of the received radio signal.

[0111] In the first interval **310**, the gain value is increased (and decreased) as disclosed herein in response to the hear-through signal (and/or the received ambient sound signal) as these levels of the hear-through signal otherwise potentially could make the received radio signal less intelligible or obscured for the user.

[0112] In the second interval **320**, the gain value is maintained as disclosed herein at (or about) a predetermined value **316** since the hear-through signal is kept constant (and there is no significant leakage noise present).

[0113] In the third interval **330**, the gain value is increased (and decreased) as disclosed herein further as significant leakage noise now is present and the received radio signal needs to be increased further to be intelligible, etc.

[0114] In a second further interval **350** for higher sound levels of the ambient sound, the gain value maintained at a

predetermined value **317** even for increasing leakage noise in order to not risk damaging the user's hearing by increasing the volume of the received radio signal further.

[0115] It is to be understood that the illustrated shapes are somewhat simplified and idealised and may be quite different depending on specific implementation and use. The shapes, slopes, etc. of the curves, the lengths and number of the intervals, etc. may e.g. be different. In particular, it is advantageously to fit a gain curve **309** to a particular use, implementation, or need. It should also be noted, that there does not need to be a 1:1 correspondence between the gain value and the level of the hear-through signal (and/or the ambient noise).

[0116] As one example, if a headset, etc. implementing an embodiment of the audio device as disclosed herein e.g. has a whisper mode functionality, the gain value in the first further interval **340** (in the example of FIG. **3c**) could e.g. start to be above the predetermined value **315** for smaller sound levels of the hear-through signal and/or the ambient sound (so quieter sounds are amplified or amplified more), decrease (with increasing sound levels) until reaching the predetermined value **315** (or another value), and be maintained for the rest of the of the first further interval **340**.

[0117] Furthermore, even for intervals where the gain value has been described as being maintained, the gain value can be maintained with certain relatively smaller boundaries and/or tolerances, i.e. the curve segments need not be perfectly horizontal and can have a (relatively smaller) inclination or slope.

[0118] FIG. **4** schematically illustrates an audio device comprising an adaptive auto-gain element as disclosed herein according to another embodiment.

[0119] Illustrated is an audio device **100** corresponding to the one of FIG. **1** and as disclosed herein where the adaptive auto-gain element **106** is configured to set the adaptive gain value for the auto-gain function in response to the received radio signal (i.e. in addition to at least the hear-through signal) and for some embodiments in response to a target level of the received radio signal resulting in a further modified radio signal **107'** being different than the modified radio signal **107'** of FIG. **1**.

[0120] In the shown embodiment, the adaptive auto-gain element **106** is configured to receive the received radio signal **107**. Alternatively, the adaptive auto-gain element **106** may be connected to the (internal or external) radio communications element **104**.

[0121] As another alternative, the adaptive auto-gain element **106** may be configured to receive a sound level and/or a target level of the received radio signal.

[0122] In some further embodiments, the gain value is not set in response to the hear-through signal, i.e. only in response to the received radio signal (and e.g. further signals).

[0123] In the claims, any reference signs placed between parentheses shall not be constructed as limiting the claim. The word “comprising” does not exclude the presence of elements or steps other than those listed in a claim. The word “a” or “an” preceding an element does not exclude the presence of a plurality of such elements.

[0124] The mere fact that certain measures are recited in mutually different dependent claims does not indicate that a combination of these measures cannot be used to an advantage.

[0125] It will be apparent to a person skilled in the art that the various embodiments of the invention as disclosed and/or elements thereof can be combined without departing from the scope of the invention as defined in the claims.

1. An audio device for receiving radio communication, the audio device

being configured to receive radio communication as a received radio signal, wherein the audio device comprises

a hear-through element configured to provide a hear-through signal to a user in response to a received ambient sound signal, and

an adaptive auto-gain element configured

to perform an auto-gain function of the received radio signal according to an adaptive gain value resulting in a modified radio signal, and

to set the adaptive gain value for the auto-gain function in response to the hear-through signal.

2. The audio device according to claim **1**, wherein the audio device further comprises one or more sound attenuating elements configured to dampen at least a part of ambient sound outside the audio device.

3. The audio device according to claim **2**, wherein the one or more sound attenuating elements comprises

one or more passive hearing protection elements configured to dampen the received ambient sound signal and/or the hear-through signal, and/or

one or more active hearing protection elements configured to selectively dampen the received ambient sound signal and/or the hear-through signal, the selectively dampening of the received ambient sound signal and/or the hear-through signal being carried out according to one or more predetermined criteria, and/or

an active noise reduction system configured to reduce or suppress noise in the received ambient sound signal and/or the hear-through signal.

4. The audio device according to claim **1**, wherein the adaptive auto-gain element is further configured to set the adaptive gain value for the auto-gain function in response to an estimated amount of leakage noise present in an ear-canal of the user.

5. The audio device according to claim **4**, wherein audio device is configured to

measure or estimate a sound level of the received ambient sound signal and/or the hear-through signal, and

derive the estimated amount of leakage noise in response to the measured or estimated sound level(s).

6. The audio device according to claim **1**, wherein the adaptive auto-gain element is further configured to set the adaptive gain value for the auto-gain function in response to the received ambient sound signal.

7. The audio device according to claim **1**, wherein the adaptive auto-gain element is configured to

adaptively increase and decrease, respectively, the adaptive gain value for the auto-gain function as a function of the hear-through signal when the hear-through signal is below a predetermined first level.

8. The audio device according to claim **1**, wherein the adaptive auto-gain element is configured to

maintain the adaptive gain value for the auto-gain function at a current level when the hear-through signal would otherwise be above but kept about the predeter-

mined first level or another predetermined level and the received ambient sound signal is below a predetermined second level.

9. The audio device according to claim **1**, wherein the adaptive auto-gain element is configured to adaptively increase and decrease, respectively, the adaptive gain value for the auto-gain function as a function of the hear-through signal, and/or the received ambient sound signal,

when the received ambient sound signal is above a or the predetermined second level or a further predetermined level.

10. The audio device according to claim **8**, wherein the predetermined second level is larger than the predetermined first level.

11. The audio device according to claim **8**, wherein the predetermined first level is about 85 dB and/or the predetermined second level is selected from the range of about 95 dB to about 115 dB, is selected from the range of about 100 dB to about 110 dB, or is about 105 dB.

12. The audio device according to claim **1**, wherein the audio device is configured to maintain the adaptive gain value of the auto-gain function at a level providing optimised signal to noise ratio between the received radio signal and an overall sound signal present in an ear canal of the user, the overall sound signal comprising at least the modified radio signal and the hear-through signal.

13. The audio device according to claim **12**, wherein the audio device comprises or is connected to a microphone located in the ear canal of the user, and wherein the signal to noise ratio is determined by measuring a level of the received radio signal or the modified radio signal and by measuring a level of the overall sound signal in the ear canal of the user.

14. The audio device according to claim **12**, wherein the signal to noise ratio is determined in response to an estimate of the noise in the ear canal of the user.

15. The audio device according to claim **1**, wherein the audio device

comprises a radio communications element being configured to receive radio communication and supply the received radio signal, or

is configured to receive the received radio signal from an external radio communications element.

16. The audio device according to claim **1**, wherein the audio device is

an active and/or passive hearing protection communication headset, and/or

an active noise reduction headset.

17. The audio device according to claim **1**, wherein the adaptive gain value as a function of the hear-through signal is set or fitted in dependence to one or more functional capabilities and/or intended use.

18. The audio device according to claim **1**, wherein the hear-through element and/or another processing element of the audio device is configured to perform one or more digital signal processing functions selected from the group consisting of:

occlusion,

providing increased situational awareness,

compensating for hearing loss,

providing additional radio signals from additional radio sources,

whisper-mode,
comfort mode,
environment detection and adaption,
noise reduction,
noise gate,
spatial filtering or beamforming,
volume control,
tinnitus maskers, voice prompts, or other injected audio
signals,
noise cancellation, and
linear filtering.

19. The audio device according to claim **1**, wherein
the adaptive auto-gain element is configured to set the
adaptive gain value for the auto-gain function in
response to the received radio signal.

20. The audio device according to claim **19**, wherein the
adaptive gain value for the auto-gain function is set in
response to a target level of the received.

* * * * *