



US 20180057458A1

(19) **United States**(12) **Patent Application Publication**  
**ROWBOTTOM et al.**(10) **Pub. No.: US 2018/0057458 A1**(43) **Pub. Date: Mar. 1, 2018**(54) **LYSYL OXIDASE-LIKE 2 INHIBITORS AND  
USES THEREOF**(71) Applicant: **PharmAkea, Inc.**, San Diego, CA (US)(72) Inventors: **Martin W. ROWBOTTOM**, San  
Diego, CA (US); **John Howard**  
**HUTCHINSON**, San Diego, CA (US);  
**David LONERGAN**, San Marcos, CA  
(US)(21) Appl. No.: **15/555,785**(22) PCT Filed: **Mar. 3, 2016**(86) PCT No.: **PCT/US2016/020731**

§ 371 (c)(1),

(2) Date: **Sep. 5, 2017****Related U.S. Application Data**(60) Provisional application No. 62/129,531, filed on Mar.  
6, 2015.**Publication Classification**(51) **Int. Cl.****C07D 213/56** (2006.01)**C07D 401/10** (2006.01)**C07D 401/12** (2006.01)**C07D 213/643** (2006.01)**C07D 409/12** (2006.01)**C07D 401/14** (2006.01)**C07D 417/14** (2006.01)**C07D 213/55** (2006.01)**C07D 401/04** (2006.01)**C07D 213/38** (2006.01)(52) **U.S. Cl.**CPC ..... **C07D 213/56** (2013.01); **C07D 401/10**  
(2013.01); **C07D 401/12** (2013.01); **C07D**  
**213/643** (2013.01); **C07D 213/38** (2013.01);  
**C07D 401/14** (2013.01); **C07D 417/14**  
(2013.01); **C07D 213/55** (2013.01); **C07D**  
**401/04** (2013.01); **C07D 409/12** (2013.01)

(57)

**ABSTRACT**Described herein are compounds that are LOXL2 inhibitors,  
methods of making such compounds, pharmaceutical com-  
positions and medicaments comprising such compounds,  
and methods of using such compounds in the treatment of  
conditions, diseases, or disorders associated with LOXL2  
activity.

# LYSYL OXIDASE-LIKE 2 INHIBITORS AND USES THEREOF

## RELATED APPLICATIONS

[0001] This application claims the benefit of U.S. Provisional Patent Application No. 62/129,531 filed on Mar. 6, 2015, which is herein incorporated by reference in its entirety.

## FIELD OF THE INVENTION

[0002] Described herein are compounds that are lysyl oxidase-like 2 (LOXL2) inhibitors, methods of making such compounds, pharmaceutical compositions and medicaments comprising such compounds, and methods of using such compounds in the treatment of conditions, diseases, or disorders associated with LOXL2 activity.

## BACKGROUND OF THE INVENTION

[0003] Lysyl oxidase like-2 (LOXL2) is an amine oxidase enzyme that catalyzes crosslinking of extracellular matrix proteins. LOXL2 is also involved in intracellular processes such as mediating epithelial-to-mesenchymal transition of cells. LOXL2 signaling is implicated in, for example, in fibrotic diseases and cancer.

## SUMMARY OF THE INVENTION

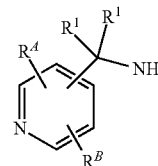
[0004] In one aspect, described herein are LOXL2 inhibitors and uses thereof. In some embodiments, the LOXL2 inhibitors described herein have the structure of Formula (I), or a pharmaceutically acceptable salt thereof.

[0005] In one aspect, described herein is a method of treating a disease or condition in a mammal that would benefit from the inhibition or reduction of Lysyl oxidase like-2 (LOXL2) activity comprising administering a substituted pyridinylmethylamine compound, or a pharmaceutically acceptable salt, or solvate thereof, to the mammal in need thereof. In some embodiments, the disease or condition is fibrosis or cancer. In some embodiments, the substituted pyridinylmethylamine compound, or a pharmaceutically acceptable salt, or solvate thereof, is a Lysyl oxidase like-2 (LOXL2) inhibitor. In some embodiments, the substituted pyridinylmethylamine compound is a substituted pyridin-4-ylmethylamine compound.

[0006] In another aspect, described herein is a method of treating fibrosis in a mammal comprising administering a substituted pyridinylmethylamine compound, or a pharmaceutically acceptable salt, or solvate thereof, to the mammal in need thereof. In some embodiments, the fibrosis comprises lung fibrosis, liver fibrosis, kidney fibrosis, cardiac fibrosis, peritoneal fibrosis, ocular fibrosis or cutaneous fibrosis. In some embodiments, the fibrosis is myelofibrosis. In some embodiments, the substituted pyridinylmethylamine compound, or a pharmaceutically acceptable salt, or solvate thereof, is a Lysyl oxidase like-2 (LOXL2) inhibitor. In some embodiments, the substituted pyridinylmethylamine compound is a substituted pyridin-4-ylmethylamine compound.

[0007] In some embodiments, the substituted pyridinylmethylamine compound, or a pharmaceutically acceptable salt, or solvate thereof, has the structure of Formula (I), or a pharmaceutically acceptable salt, or solvate thereof:

Formula (I)



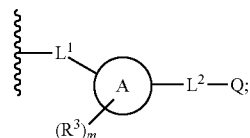
[0008] wherein,

[0009] each R<sup>1</sup> is independently H, D, or F;

[0010] R<sup>4</sup> is H, D, halogen, —CN, —OR<sup>5</sup>, —SR<sup>5</sup>, —S(=O)R<sup>4</sup>, —S(=O)<sub>2</sub>R<sup>4</sup>, —S(=O)<sub>2</sub>N(R<sup>5</sup>)<sub>2</sub>, —NR<sup>2</sup>S(=O)<sub>2</sub>R<sup>4</sup>, —C(=O)R<sup>4</sup>, —OC(=O)R<sup>4</sup>, —CO<sub>2</sub>R<sup>5</sup>, —OCO<sub>2</sub>R<sup>5</sup>, —N(R<sup>5</sup>)<sub>2</sub>, —OC(=O)N(R<sup>5</sup>)<sub>2</sub>, —NR<sup>2</sup>C(=O)R<sup>4</sup>, —NR<sup>2</sup>C(=O)OR<sup>5</sup>, —CH<sub>3</sub>, —CH<sub>2</sub>F, —CHF<sub>2</sub>, substituted or unsubstituted C<sub>2</sub>-C<sub>6</sub>alkyl, C<sub>1</sub>-C<sub>6</sub>deuteroalkyl, C<sub>1</sub>-C<sub>6</sub>heteroalkyl, substituted or unsubstituted C<sub>3</sub>-C<sub>10</sub>cycloalkyl, substituted or unsubstituted C<sub>2</sub>-C<sub>10</sub>heterocycloalkyl, substituted or unsubstituted aryl, or substituted or unsubstituted heteroaryl;

[0011] R<sup>5</sup> is H, D, halogen, —CN, —OR<sup>5</sup>, —SR<sup>5</sup>, —S(=O)R<sup>4</sup>, —S(=O)<sub>2</sub>R<sup>4</sup>, —S(=O)<sub>2</sub>N(R<sup>5</sup>)<sub>2</sub>, —NR<sup>2</sup>S(=O)<sub>2</sub>R<sup>4</sup>, —C(=O)R<sup>4</sup>, —OC(=O)R<sup>4</sup>, —CO<sub>2</sub>R<sup>5</sup>, —OCO<sub>2</sub>R<sup>5</sup>, —N(R<sup>5</sup>)<sub>2</sub>, —OC(=O)N(R<sup>5</sup>)<sub>2</sub>, —NR<sup>2</sup>C(=O)R<sup>4</sup>, —NR<sup>2</sup>C(=O)OR<sup>5</sup>, C<sub>1</sub>-C<sub>6</sub>alkyl, —CH<sub>2</sub>F, —CHF<sub>2</sub>, C<sub>2</sub>-C<sub>6</sub>fluoroalkyl, C<sub>1</sub>-C<sub>6</sub>deuteroalkyl, C<sub>1</sub>-C<sub>6</sub>heteroalkyl, substituted or unsubstituted C<sub>3</sub>-C<sub>10</sub>cycloalkyl, substituted or unsubstituted C<sub>2</sub>-C<sub>10</sub>heterocycloalkyl, substituted or unsubstituted aryl, or substituted or unsubstituted heteroaryl;

[0012] or R<sup>2</sup> is



[0013] L<sup>1</sup> is absent, X<sup>1</sup>, X<sup>1</sup>-C<sub>1</sub>-C<sub>6</sub>alkylene, or C<sub>1</sub>-C<sub>6</sub>alkylene;

[0014] X<sup>1</sup> is —O—, —S—, —S(=O)—, —S(=O)<sub>2</sub>—, —C(=O)—, —C(=O)O—, —C(=O)NR<sup>2</sup>—, —NR<sup>2</sup>C(=O)—, or —NR<sup>2</sup>—;

[0015] R<sup>2</sup> is H, substituted or unsubstituted C<sub>1</sub>-C<sub>6</sub>alkyl, C<sub>1</sub>-C<sub>6</sub>fluoroalkyl, or C<sub>1</sub>-C<sub>6</sub>deuteroalkyl;

[0016] each R<sup>3</sup> is independently H, D, halogen, —CN, —OR<sup>5</sup>, —SR<sup>5</sup>, —S(=O)R<sup>4</sup>, —S(=O)<sub>2</sub>R<sup>4</sup>, —S(=O)<sub>2</sub>N(R<sup>5</sup>)<sub>2</sub>, —NR<sup>2</sup>S(=O)<sub>2</sub>R<sup>4</sup>, —C(=O)R<sup>4</sup>, —OC(=O)R<sup>4</sup>, —CO<sub>2</sub>R<sup>5</sup>, —OCO<sub>2</sub>R<sup>4</sup>, —N(R<sup>5</sup>)<sub>2</sub>, —OC(=O)N(R<sup>5</sup>)<sub>2</sub>, —NR<sup>2</sup>C(=O)R<sup>4</sup>, —NR<sup>2</sup>C(=O)OR<sup>5</sup>, C<sub>1</sub>-C<sub>6</sub>alkyl, C<sub>1</sub>-C<sub>6</sub>fluoroalkyl, C<sub>1</sub>-C<sub>6</sub>deuteroalkyl, C<sub>1</sub>-C<sub>6</sub>heteroalkyl, substituted or unsubstituted C<sub>3</sub>-C<sub>10</sub>cycloalkyl, substituted or unsubstituted C<sub>2</sub>-C<sub>10</sub>heterocycloalkyl, substituted or unsubstituted aryl, or substituted or unsubstituted heteroaryl;

[0017] m is 0, 1, or 2;

[0018] each R<sup>4</sup> is independently selected from C<sub>1</sub>-C<sub>6</sub>alkyl, C<sub>1</sub>-C<sub>6</sub>fluoroalkyl, C<sub>1</sub>-C<sub>6</sub>deuteroalkyl, C<sub>1</sub>-C<sub>6</sub>heteroalkyl, substituted or unsubstituted

C<sub>3</sub>-C<sub>10</sub>cycloalkyl, substituted or unsubstituted C<sub>2</sub>-C<sub>10</sub>heterocycloalkyl, substituted or unsubstituted aryl, and substituted or unsubstituted heteroaryl;

[0019] each R<sup>5</sup> is independently selected from H, C<sub>1</sub>-C<sub>6</sub>alkyl, C<sub>1</sub>-C<sub>6</sub>fluoroalkyl, C<sub>1</sub>-C<sub>6</sub>deuteroalkyl, C<sub>1</sub>-C<sub>6</sub>heteroalkyl, substituted or unsubstituted C<sub>3</sub>-C<sub>10</sub>cycloalkyl, substituted or unsubstituted C<sub>2</sub>-C<sub>10</sub>heterocycloalkyl, substituted or unsubstituted aryl, substituted or unsubstituted heteroaryl, —C<sub>1</sub>-C<sub>4</sub>alkylene-(substituted or unsubstituted C<sub>3</sub>-C<sub>8</sub>cycloalkyl), substituted or unsubstituted C<sub>2</sub>-C<sub>8</sub>heterocycloalkyl, —C<sub>1</sub>-C<sub>4</sub>alkylene-(substituted or unsubstituted C<sub>2</sub>-C<sub>8</sub>heterocycloalkyl), substituted or unsubstituted aryl, —C<sub>1</sub>-C<sub>4</sub>alkylene-(substituted or unsubstituted aryl), substituted or unsubstituted heteroaryl, and —C<sub>1</sub>-C<sub>4</sub>alkylene-(substituted or unsubstituted heteroaryl); or two R<sup>5</sup> on the same N atom are taken together with the N atom to which they are attached to a substituted or unsubstituted N-containing heterocycle;

[0020] Ring A is monocyclic carbocycle, bicyclic carbocycle, monocyclic heterocycle, or bicyclic heterocycle;

[0021] L<sup>2</sup> is absent, —X<sup>2</sup>—, or —C<sub>1</sub>-C<sub>6</sub>alkylene-X<sup>2</sup>—;

[0022] X<sup>2</sup> is —O—, —S—, —S(=O)—, —S(=O)<sub>2</sub>—, —S(=O)<sub>2</sub>NR<sup>6</sup>—, —C(=O)—, —C(=O)<sub>2</sub>—, —C(=O)NR<sup>6</sup>—, —NR<sup>6</sup>C(=O)—, —NR<sup>6</sup>S(=O)<sub>2</sub>—, or —NR<sup>6</sup>—;

[0023] R<sup>6</sup> is H, C<sub>1</sub>-C<sub>6</sub>alkyl, C<sub>1</sub>-C<sub>6</sub>fluoroalkyl, or C<sub>1</sub>-C<sub>6</sub>deuteroalkyl;

[0024] Q is H, substituted or unsubstituted C<sub>1</sub>-C<sub>6</sub>alkyl, substituted or unsubstituted C<sub>1</sub>-C<sub>6</sub>fluoroalkyl, substituted or unsubstituted C<sub>1</sub>-C<sub>6</sub>heteroalkyl, substituted or unsubstituted C<sub>3</sub>-C<sub>8</sub>cycloalkyl, —C<sub>1</sub>-C<sub>4</sub>alkylene-(substituted or unsubstituted C<sub>3</sub>-C<sub>8</sub>cycloalkyl), substituted or unsubstituted C<sub>2</sub>-C<sub>8</sub>heterocycloalkyl, —C<sub>1</sub>-C<sub>4</sub>alkylene-(substituted or unsubstituted C<sub>2</sub>-C<sub>8</sub>heterocycloalkyl), substituted or unsubstituted aryl, —C<sub>1</sub>-C<sub>4</sub>alkylene-(substituted or unsubstituted aryl), substituted or unsubstituted heteroaryl, or —C<sub>1</sub>-C<sub>4</sub>alkylene-(substituted or unsubstituted heteroaryl); wherein if Q is substituted then Q is substituted with one or more R<sup>8</sup>;

[0025] or Q and R<sup>6</sup> are taken together with the N atom to which they are attached to form ring B, wherein ring B is a substituted or unsubstituted N-containing heterocycle, wherein if ring B is substituted then ring B is substituted with 1-3 R<sup>8</sup>;

[0026] each R<sup>8</sup> is independently D, halogen, CN, —OR<sup>5</sup>, —SR<sup>5</sup>, —S(=O)R<sup>4</sup>, —S(=O)<sub>2</sub>R<sup>4</sup>, —S(=O)<sub>2</sub>N(R<sup>5</sup>)<sub>2</sub>, NR<sup>5</sup>S(=O)<sub>2</sub>R<sup>4</sup>, C(=O)R<sup>4</sup>, OC(=O)R<sup>4</sup>, CO<sub>2</sub>R<sup>5</sup>, OCO<sub>2</sub>R<sup>4</sup>, N(R<sup>4</sup>)<sub>2</sub>, OC(=O)N(R<sup>5</sup>)<sub>2</sub>, —NHC(=O)R<sup>4</sup>, —NHC(=O)OR<sup>4</sup>, C<sub>1</sub>-C<sub>6</sub>alkyl, C<sub>1</sub>-C<sub>6</sub>fluoroalkyl, C<sub>1</sub>-C<sub>6</sub>deuteroalkyl, C<sub>1</sub>-C<sub>6</sub>heteroalkyl, substituted or unsubstituted C<sub>3</sub>-C<sub>10</sub>cycloalkyl, substituted or unsubstituted C<sub>2</sub>-C<sub>10</sub>heterocycloalkyl, substituted or unsubstituted aryl, or substituted or unsubstituted heteroaryl;

[0027] or two R<sup>8</sup> groups attached to the same carbon atom are taken together with carbon atom to which they are attached to form either a sub-

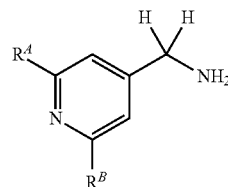
stituted or unsubstituted carbocycle or substituted or unsubstituted heterocycle.

[0028] For any and all of the embodiments, substituents are selected from among a subset of the listed alternatives. For example, in some embodiments, each R<sup>1</sup> is independently H, D, or F. In some other embodiments, each R<sup>1</sup> is independently H, or F. In other embodiments, each R<sup>1</sup> is H. In some embodiments, each R<sup>1</sup> is D. In some embodiments, each R<sup>1</sup> is F.

[0029] In some embodiments, R<sup>4</sup> is H, D, F, Cl, Br, —CN, —OR<sup>5</sup>, —SR<sup>5</sup>, —S(=O)R<sup>4</sup>, —S(=O)<sub>2</sub>R<sup>4</sup>, —S(=O)<sub>2</sub>N(R<sup>5</sup>)<sub>2</sub>, —NR<sup>2</sup>S(=O)<sub>2</sub>R<sup>4</sup>, —CO<sub>2</sub>R<sup>5</sup>, —N(R<sup>5</sup>)<sub>2</sub>, —NR<sup>2</sup>C(=O)R<sup>4</sup>, C<sub>1</sub>-C<sub>6</sub>alkyl, substituted or unsubstituted C<sub>3</sub>-C<sub>6</sub>cycloalkyl, substituted or unsubstituted C<sub>2</sub>-C<sub>6</sub>heterocycloalkyl, substituted or unsubstituted phenyl, or substituted or unsubstituted monocyclic heteroaryl. In some embodiments, R<sup>4</sup> is H, D, F, Cl, Br, —CN, —OR<sup>5</sup>, —CO<sub>2</sub>R<sup>5</sup>, —N(R<sup>5</sup>)<sub>2</sub>, —NR<sup>2</sup>C(=O)R<sup>4</sup>, —CH<sub>3</sub>, —CH<sub>2</sub>CH<sub>3</sub>, —CH(CH<sub>3</sub>)<sub>2</sub>, —C(CH<sub>3</sub>)<sub>3</sub>, cyclopropyl, cyclobutyl, cyclopentyl, cyclohexyl, substituted or unsubstituted monocyclic C<sub>2</sub>-C<sub>6</sub>heterocycloalkyl, substituted or unsubstituted phenyl, or substituted or unsubstituted monocyclic heteroaryl. In some embodiments, R<sup>4</sup> is H.

[0030] In some embodiments, R<sup>1</sup> is H.

[0031] In some embodiments, the compound has the following structure of Formula (II):

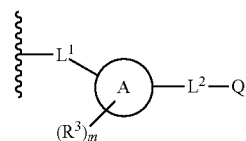


Formula (II)

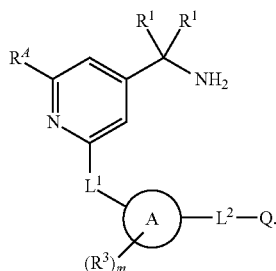
[0032] In some embodiments, R<sup>B</sup> is H, D, F, Cl, Br, I, —CN, —OR<sup>5</sup>, —SR<sup>5</sup>, —S(=O)R<sup>4</sup>, —S(=O)<sub>2</sub>R<sup>4</sup>, —S(=O)<sub>2</sub>N(R<sup>5</sup>)<sub>2</sub>, —NR<sup>2</sup>S(=O)<sub>2</sub>R<sup>4</sup>, —C(=O)R<sup>4</sup>, —OC(=O)R<sup>4</sup>, —CO<sub>2</sub>R<sup>5</sup>, —N(R<sup>5</sup>)<sub>2</sub>, —NR<sup>2</sup>C(=O)R<sup>4</sup>, C<sub>1</sub>-C<sub>6</sub>alkyl, C<sub>1</sub>-C<sub>6</sub>fluoroalkyl, C<sub>1</sub>-C<sub>6</sub>deuteroalkyl, C<sub>1</sub>-C<sub>6</sub>heteroalkyl, substituted or unsubstituted C<sub>3</sub>-C<sub>6</sub>cycloalkyl, substituted or unsubstituted monocyclic C<sub>2</sub>-C<sub>6</sub>heterocycloalkyl, substituted or unsubstituted phenyl, or substituted or unsubstituted monocyclic heteroaryl.

[0033] In some embodiments, R<sup>B</sup> is H, D, F, Cl, —CN, —OR<sup>5</sup>, —SR<sup>5</sup>, —NR<sup>2</sup>S(=O)<sub>2</sub>R<sup>4</sup>, —CO<sub>2</sub>R<sup>5</sup>, —N(R<sup>5</sup>)<sub>2</sub>, —NR<sup>2</sup>C(=O)R<sup>4</sup>, C<sub>1</sub>-C<sub>6</sub>alkyl, C<sub>1</sub>-C<sub>6</sub>fluoroalkyl, substituted or unsubstituted C<sub>3</sub>-C<sub>6</sub>cycloalkyl, substituted or unsubstituted monocyclic C<sub>2</sub>-C<sub>6</sub>heterocycloalkyl, substituted or unsubstituted phenyl, or substituted or unsubstituted monocyclic heteroaryl.

[0034] In some embodiments, or R<sup>B</sup> is



[0035] In some embodiments, the compound has the following structure of Formula (III):



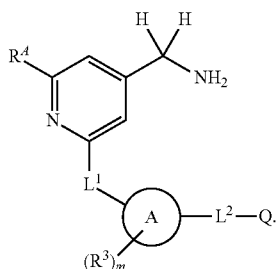
Formula (III)

[0036] In some embodiments, each  $R^1$  is H;  $L^1$  is absent,  $X^1$ , or  $X^1$ - $C_1$ - $C_6$ alkylene.

[0037] In some embodiments,  $X^1$  is  $-O-$ .

[0038] In some embodiments,  $L^1$  is absent,  $-O-$ , or  $-O-CH_2-$ ,  $-C(=O)-$ ,  $-C(=O)NHCH_2-$ ,  $-NHC(=O)-$ ,  $-NHC(=O)CH_2-$ .

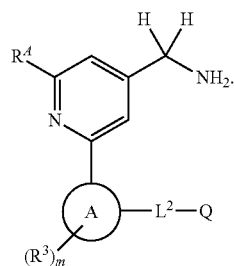
[0039] In some embodiments, the compound has the structure of Formula (IV), or a pharmaceutically acceptable salt thereof:



Formula (IV)

[0040] In some embodiments,  $L^1$  is  $-O-$ , or  $-O-CH_2-$ .

[0041] In some embodiments, the compound has the structure of Formula (V), or a pharmaceutically acceptable salt thereof:



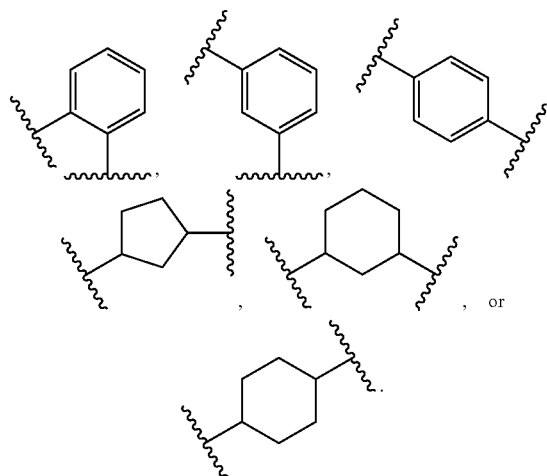
Formula (V)

[0042] In some embodiments, Ring A is monocyclic  $C_3$ - $C_6$ carbocycle, bicyclic  $C_5$ - $C_{12}$ carbocycle, monocyclic  $C_1$ - $C_5$ heterocycle, bicyclic  $C_5$ - $C_{10}$ heterocycle.

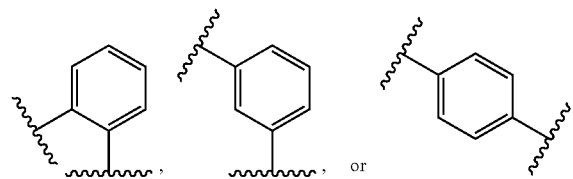
[0043] In some embodiments, Ring A is monocyclic  $C_3$ - $C_6$ carbocycle, bicyclic  $C_5$ - $C_{10}$ carbocycle, monocyclic

$C_1$ - $C_5$ heterocycle, bicyclic  $C_6$ - $C_9$ heterocycle. In some embodiments, Ring A is monocyclic  $C_3$ - $C_6$ carbocycle. In some embodiments, Ring A is phenyl, cyclopropyl, cyclobutyl, cyclopentyl, or cyclohexyl. In some embodiments, Ring A is phenyl.

[0044] In some embodiments, Ring A is



In some embodiments, Ring A is



[0045] In some embodiments, Ring A is a bicyclic  $C_5$ - $C_{12}$ carbocycle. In some embodiments, Ring A is a bicyclic  $C_5$ - $C_{12}$ carbocycle that is a fused  $C_5$ - $C_{12}$ carbocycle, bridged  $C_5$ - $C_{12}$ carbocycle, or spirocyclic  $C_5$ - $C_{12}$ carbocycle.

[0046] In some embodiments, Ring A is bicyclic  $C_9$ - $C_{10}$ carbocycle. In some embodiments, Ring A is naphthyl, indanyl, indenyl, or tetrahydronaphthyl.

[0047] In some embodiments, Ring A is a monocyclic heterocycle containing 1-4 N atoms and 0 or 1 O or S atom, monocyclic heterocycle containing 0-4 N atoms and 1 O or S atoms, bicyclic heterocycle containing 1-4 N atoms and 0 or 1 O or S atoms, or bicyclic heterocycle containing 0-4 N atoms and 1 O or S atoms.

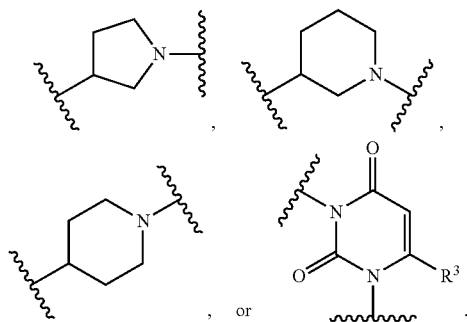
[0048] In some embodiments, Ring A is pyrrolidinyl, pyrrolidinonyl, tetrahydrofuranyl, tetrahydrofuranonyl, dihydrofuranonyl, dihydrofuranyl, tetrahydrothienyl, oxazolidinonyl, tetrahydropyranyl, dihydropyranyl, tetrahydrothiopyranyl, piperidinyl, morpholinyl, thiomorpholinyl, piperazinyl, aziridinyl, azetidiny, oxetanyl, thietanyl, homopiperidinyl, oxepanyl, thiepanyl, oxazepinyl, diazepinyl, thiazepinyl, 1,2,3,6-tetrahydropyridinyl, indolinyl, indolinonyl, 1,2,3,4-tetrahydroquinolinyl, 1,2,3,4-tetrahydroisoquinolinyl, 3,4-dihydro-2(1H)-quinolinonyl, furanyl, pyrrolyl, oxazolyl, thiazolyl, imidazolyl, pyrazolyl, triazolyl, tetrazolyl, isoxazolyl, isothiazolyl, oxadiazolyl, thiadiazolyl, pyridinyl, pyrimidinyl, pyrazinyl, pyridazinyl, triazi-



nyl, quinolinyl, isoquinolinyl, quinazolinyl, quinoxalinyl, naphthyridinyl, indolyl, indazolyl, benzoxazolyl, benzisoxazolyl, benzofuranyl, benzothieryl, benzothiazolyl, benzimidazolyl, purinyl, cinnolinyl, phthalazinyl, pteridinyl, pyridopyrimidinyl, pyrazolopyrimidinyl, or azaindolyl.

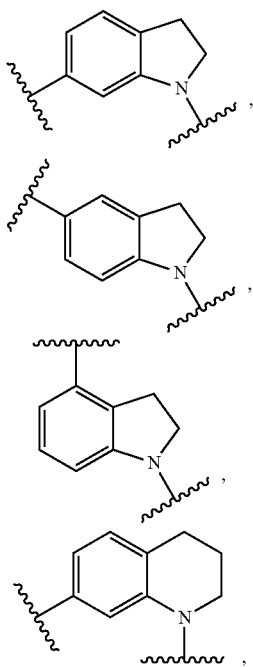
**[0049]** In some embodiments, Ring A is pyrrolidinyl, pyrrolidinonyl, piperidinyl, piperazinyl, indolinyl, indolinonyl, 1,2,3,4-tetrahydroquinolinyl, 1,2,3,4-tetrahydroisoquinolinyl, 3,4-dihydro-2(1H)-quinolinonyl, pyrrolyl, imidazolyl, pyrazolyl, pyridinyl, pyrimidinyl, pyrazinyl, pyridazinyl, indolyl, indazolyl, or benzimidazolyl.

**[0050]** In some embodiments, Ring A is

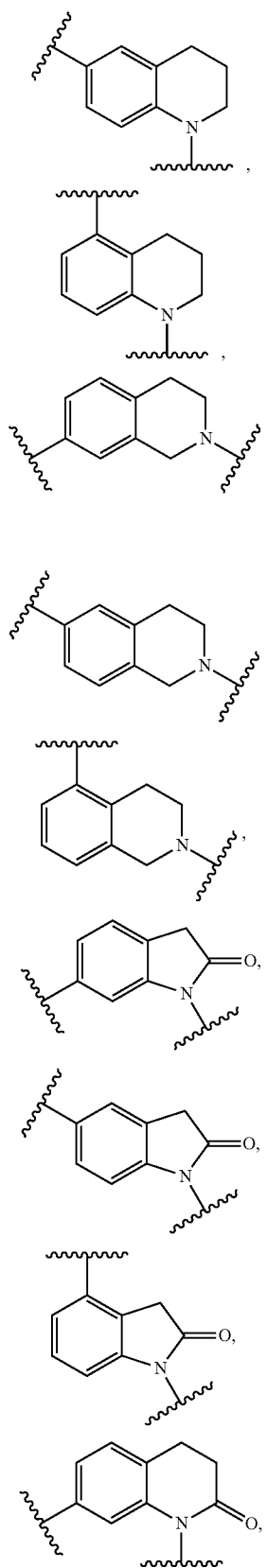


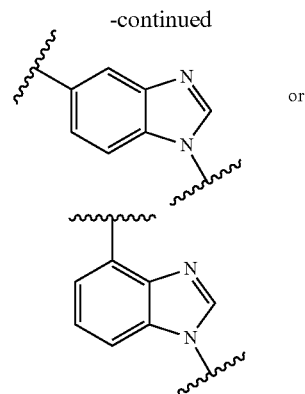
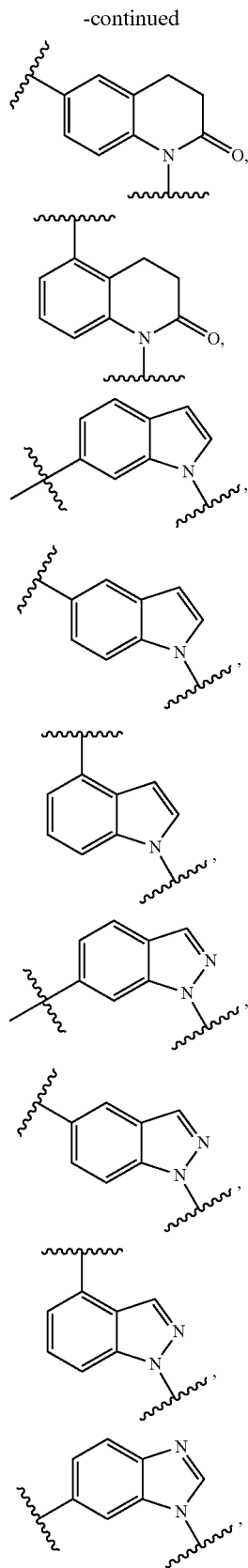
**[0051]** In some embodiments, Ring A is a bicyclic C<sub>5</sub>-C<sub>10</sub>heterocycle containing 1-4 N atoms and 0 or 1 O or S atoms, or bicyclic heterocycle containing 0-4 N atoms and 1 O or S atoms that is a fused bicyclic C<sub>5</sub>-C<sub>10</sub>heterocycle, bridged bicyclic C<sub>5</sub>-C<sub>10</sub> heterocycle, or spiro bicyclic C<sub>5</sub>-C<sub>10</sub>heterocycle.

**[0052]** In some embodiments, Ring A is



-continued





**[0053]** In some embodiments,  $L^2$  is absent,  $-\text{O}-$ ,  $-\text{CH}_2-\text{O}-$ ,  $-\text{C}(=\text{O})-$ ,  $-\text{C}(=\text{O})\text{NR}^6-$ ,  $-\text{NR}^6\text{C}(=\text{O})-$ ,  $-\text{NR}^6-$ , or  $-\text{CH}_2-\text{C}(=\text{O})\text{NR}^6-$ .

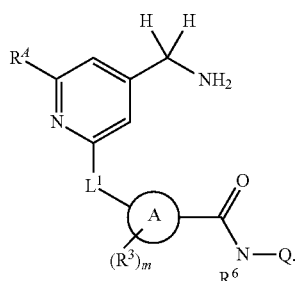
**[0054]** In some embodiments, Q is H, substituted or unsubstituted  $\text{C}_1$ - $\text{C}_6$ alkyl, substituted or unsubstituted  $\text{C}_1$ - $\text{C}_6$ fluoroalkyl, substituted or unsubstituted  $\text{C}_1$ - $\text{C}_6$ heteroalkyl, substituted or unsubstituted  $\text{C}_3$ - $\text{C}_6$ cycloalkyl,  $-\text{C}_1$ - $\text{C}_2$ alkylene-(substituted or unsubstituted  $\text{C}_3$ - $\text{C}_6$ cycloalkyl), substituted or unsubstituted  $\text{C}_2$ - $\text{C}_8$ heterocycloalkyl,  $-\text{C}_1$ - $\text{C}_2$ alkylene-(substituted or unsubstituted  $\text{C}_2$ - $\text{C}_8$ heterocycloalkyl), substituted or unsubstituted phenyl,  $-\text{C}_1$ - $\text{C}_2$ alkylene-(substituted or unsubstituted phenyl), substituted or unsubstituted heteroaryl, or  $-\text{C}_1$ - $\text{C}_2$ alkylene-(substituted or unsubstituted heteroaryl); wherein if Q is substituted then Q is substituted with one or more  $\text{R}^8$ ; or Q and  $\text{R}^6$  are taken together with the N atom to which they are attached to form ring B, wherein ring B is a substituted or unsubstituted monocyclic N-containing heterocycle, or a substituted or unsubstituted bicyclic N-containing heterocycle, wherein if ring B is substituted then ring B is substituted with 1-3  $\text{R}^8$ .

**[0055]** In some embodiments, Q is substituted or unsubstituted  $\text{C}_3$ - $\text{C}_6$ cycloalkyl,  $-\text{C}_1$ - $\text{C}_2$ alkylene-(substituted or unsubstituted  $\text{C}_3$ - $\text{C}_6$ cycloalkyl), substituted or unsubstituted  $\text{C}_2$ - $\text{C}_8$ heterocycloalkyl,  $-\text{C}_1$ - $\text{C}_2$ alkylene-(substituted or unsubstituted  $\text{C}_2$ - $\text{C}_8$ heterocycloalkyl), substituted or unsubstituted phenyl,  $-\text{C}_1$ - $\text{C}_2$ alkylene-(substituted or unsubstituted phenyl), substituted or unsubstituted heteroaryl, or  $-\text{C}_1$ - $\text{C}_2$ alkylene-(substituted or unsubstituted heteroaryl); wherein if Q is substituted then Q is substituted with one or more  $\text{R}^8$ ; or Q and  $\text{R}^6$  are taken together with the N atom to which they are attached to form ring B, wherein ring B is a substituted or unsubstituted monocyclic N-containing heterocycle, or a substituted or unsubstituted bicyclic N-containing heterocycle, wherein if ring B is substituted then ring B is substituted with 1-3  $\text{R}^8$ .

**[0056]** In some embodiments,  $L^2$  is  $-\text{C}(=\text{O})\text{NR}^6-$ , or  $-\text{CH}_2-\text{C}(=\text{O})\text{NR}^6-$ ; Q is H, substituted or unsubstituted  $\text{C}_1$ - $\text{C}_6$ alkyl, substituted or unsubstituted  $\text{C}_1$ - $\text{C}_6$ fluoroalkyl, substituted or unsubstituted  $\text{C}_1$ - $\text{C}_6$ heteroalkyl, substituted or unsubstituted  $\text{C}_3$ - $\text{C}_6$ cycloalkyl,  $-\text{C}_1$ - $\text{C}_2$ alkylene-(substituted or unsubstituted  $\text{C}_3$ - $\text{C}_6$ cycloalkyl), substituted or unsubstituted  $\text{C}_2$ - $\text{C}_8$ heterocycloalkyl,  $-\text{C}_1$ - $\text{C}_2$ alkylene-(substituted or unsubstituted  $\text{C}_2$ - $\text{C}_8$ heterocycloalkyl), substituted or unsubstituted phenyl,  $-\text{C}_1$ - $\text{C}_2$ alkylene-(substituted or unsubstituted phenyl), substituted or unsubstituted heteroaryl, or  $-\text{C}_1$ - $\text{C}_2$ alkylene-(substituted or unsubstituted heteroaryl); wherein if Q is substituted then Q is substituted

with one or more  $R^8$ ; or Q and  $R^6$  are taken together with the N atom to which they are attached to form ring B, wherein ring B is a substituted or unsubstituted monocyclic N-containing heterocycle, or a substituted or unsubstituted bicyclic N-containing heterocycle, wherein if ring B is substituted then ring B is substituted with 1-3  $R^8$ .

[0057] In some embodiments, the compound described herein has the structure of Formula (VI), or a pharmaceutically acceptable salt thereof:

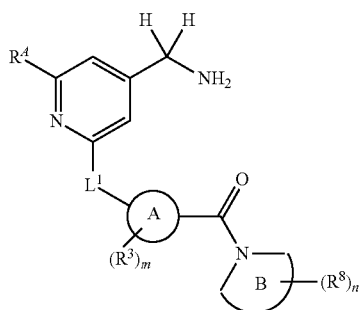


Formula (VI)

[0058] In some embodiments,  $-L^2-Q$  is  $-C(=O)NR^6-Q$ ; Q and  $R^6$  are taken together with the N atom to which they are attached to form a ring B, wherein ring B is a substituted or unsubstituted monocyclic N-containing heterocycle, or a substituted or unsubstituted bicyclic N-containing heterocycle, wherein if ring B is substituted then ring B is substituted with 1-3  $R^8$ .

[0059] In some embodiments, Q and  $R^6$  are taken together with the N atom to which they are attached to form a ring B, wherein ring B is a substituted or unsubstituted aziridinyl, substituted or unsubstituted azetidiny, substituted or unsubstituted azetidiny, substituted or unsubstituted pyrrolidinyl, substituted or unsubstituted pyrrolidinonyl, substituted or unsubstituted piperidinyl, substituted or unsubstituted piperidinonyl, substituted or unsubstituted morpholinyl, substituted or unsubstituted thiomorpholinyl, substituted or unsubstituted piperazinyl, substituted or unsubstituted piperazinonyl, substituted or unsubstituted indolinyl, substituted or unsubstituted indolinonyl, substituted or unsubstituted 1,2,3,4-tetrahydroquinolinyl, substituted or unsubstituted 1,2,3,4-tetrahydroisoquinolinyl, substituted or unsubstituted 3,4-dihydro-2(1H)-quinolinonyl, wherein if ring B is substituted then ring B is substituted with 1-3  $R^8$ .

[0060] In some embodiments, the compound has the structure of Formula (VII), or a pharmaceutically acceptable salt thereof:



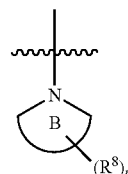
Formula (VII)

[0061] wherein,

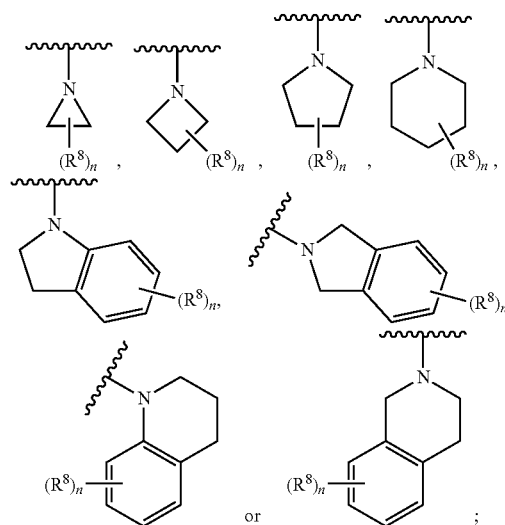
[0062] ring B is a monocyclic N-containing heterocycle or a bicyclic N-containing heterocycle;

[0063] n is 0, 1, 2, or 3.

[0064] In some embodiments,

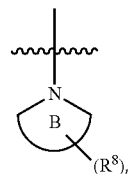


is

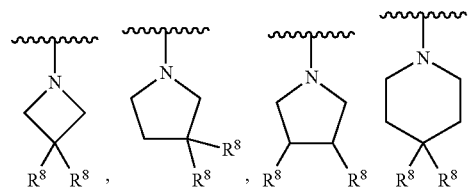


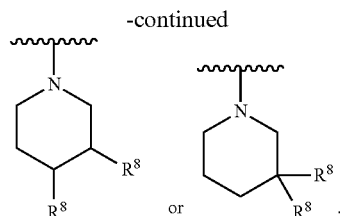
n is 0, 1, or 2.

[0065] In some embodiments,

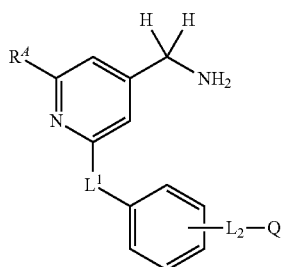


is





**[0066]** In some embodiments, the compound has the structure of Formula (VIII), or a pharmaceutically acceptable salt thereof:



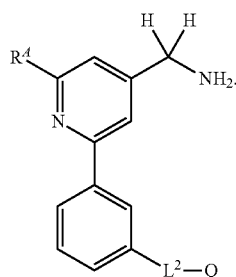
Formula (VIII)

**[0067]** wherein,

**[0068]**  $L_1$  is absent,  $-O-$  or  $-O-CH_2-$ ;

**[0069]**  $L^2$  is absent,  $-O-$ ,  $-CH_2-O-$ ,  $-C(=O)-$ ,  $-C(=O)NR^6-$ ,  $-NR^6-$ , or  $-CH_2-C(=O)NR^6-$ .

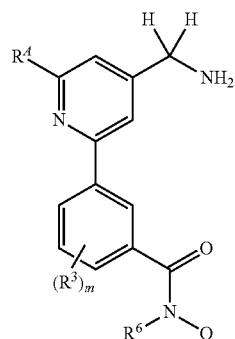
**[0070]** In some embodiments, the compound has the structure of Formula (IX), or a pharmaceutically acceptable salt thereof:



Formula (IX)

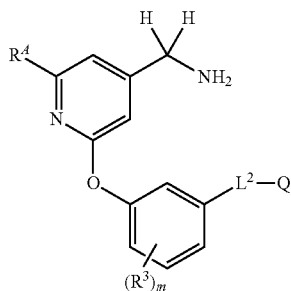
**[0071]** In some embodiments,  $L^2$  is absent,  $-O-$ ,  $-C(=O)NR^6-$ , or  $-CH_2-C(=O)NR^6-$ .

**[0072]** In some embodiments, the compound has the structure of Formula (X), or a pharmaceutically acceptable salt thereof:



Formula (X)

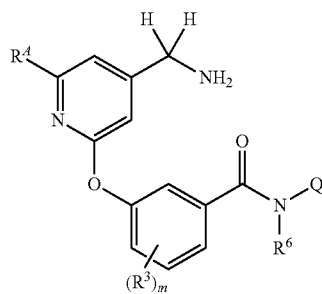
**[0073]** In some embodiments, the compound has the structure of Formula (XI), or a pharmaceutically acceptable salt thereof:



Formula (XI)

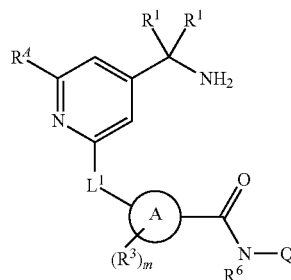
**[0074]** In some embodiments,  $L^2$  is absent,  $-O-$ ,  $-C(=O)NR^6-$ , or  $-CH_2-C(=O)NR^6-$ .

**[0075]** In some embodiments, the compound has the structure of Formula (XII), or a pharmaceutically acceptable salt thereof:



Formula (XII)

**[0076]** In one aspect, described herein is a compound of Formula (VI), or a pharmaceutically acceptable salt thereof:



Formula (VI)

- [0077] wherein,
- [0078] each  $R^1$  is independently H, D, or F;
- [0079]  $R^4$  is H, D, halogen,  $-\text{CN}$ ,  $-\text{OR}^5$ ,  $-\text{SR}^5$ ,  $-\text{S}(=\text{O})\text{R}^4$ ,  $-\text{S}(=\text{O})_2\text{R}^4$ ,  $-\text{S}(=\text{O})_2\text{N}(\text{R}^5)_2$ ,  $-\text{NR}^2\text{S}(=\text{O})_2\text{R}^4$ ,  $-\text{C}(=\text{O})\text{R}^4$ ,  $-\text{OC}(=\text{O})\text{R}^4$ ,  $-\text{CO}_2\text{R}^5$ ,  $-\text{OCO}_2\text{R}^5$ ,  $-\text{N}(\text{R}^5)_2$ ,  $-\text{OC}(=\text{O})\text{N}(\text{R}^5)_2$ ,  $-\text{NR}^2\text{C}(=\text{O})\text{R}^4$ ,  $-\text{NR}^2\text{C}(=\text{O})\text{OR}^5$ ,  $\text{CH}_3$ ,  $\text{CH}_2\text{F}$ ,  $\text{CHF}_2$ , substituted or unsubstituted  $\text{C}_2\text{-C}_6$ alkyl,  $\text{C}_1\text{-C}_6$ deuteroalkyl,  $\text{C}_1\text{-C}_6$ heteroalkyl, substituted or unsubstituted  $\text{C}_3\text{-C}_{10}$ cycloalkyl, substituted or unsubstituted  $\text{C}_2\text{-C}_{10}$ heterocycloalkyl, substituted or unsubstituted aryl, or substituted or unsubstituted heteroaryl;
- [0080]  $\text{L}^1$  is absent,  $\text{X}^1$ ,  $\text{X}^1\text{-C}_1\text{-C}_6$ alkylene, or  $\text{C}_1\text{-C}_6$ alkylene;
- [0081]  $\text{X}^1$  is  $-\text{O}-$ ,  $-\text{S}-$ ,  $-\text{S}(=\text{O})-$ ,  $-\text{S}(=\text{O})_2-$ ,  $-\text{C}(=\text{O})-$ ,  $-\text{C}(=\text{O})\text{O}-$ ,  $-\text{C}(=\text{O})\text{NR}^2-$ ,  $-\text{NR}^2\text{C}(=\text{O})-$ , or  $-\text{NR}^2-$ ;
- [0082]  $\text{R}^2$  is H, substituted or unsubstituted  $\text{C}_1\text{-C}_6$ alkyl,  $\text{C}_1\text{-C}_6$ fluoroalkyl, or  $\text{C}_1\text{-C}_6$ deuteroalkyl;
- [0083] each  $\text{R}^3$  is independently H, D, halogen,  $-\text{CN}$ ,  $-\text{OR}^5$ ,  $-\text{SR}^5$ ,  $-\text{S}(=\text{O})\text{R}^4$ ,  $-\text{S}(=\text{O})_2\text{R}^4$ ,  $-\text{S}(=\text{O})_2\text{N}(\text{R}^5)_2$ ,  $-\text{NR}^2\text{S}(=\text{O})_2\text{R}^4$ ,  $-\text{C}(=\text{O})\text{R}^4$ ,  $-\text{OC}(=\text{O})\text{R}^4$ ,  $-\text{CO}_2\text{R}^5$ ,  $-\text{OCO}_2\text{R}^5$ ,  $-\text{N}(\text{R}^5)_2$ ,  $-\text{OC}(=\text{O})\text{N}(\text{R}^5)_2$ ,  $-\text{NR}^2\text{C}(=\text{O})\text{R}^4$ ,  $-\text{NR}^2\text{C}(=\text{O})\text{OR}^5$ ,  $\text{C}_1\text{-C}_6$ alkyl,  $\text{C}_1\text{-C}_6$ fluoroalkyl,  $\text{C}_1\text{-C}_6$ deuteroalkyl,  $\text{C}_1\text{-C}_6$ heteroalkyl, substituted or unsubstituted  $\text{C}_3\text{-C}_{10}$ cycloalkyl, substituted or unsubstituted  $\text{C}_2\text{-C}_{10}$ heterocycloalkyl, substituted or unsubstituted aryl, or substituted or unsubstituted heteroaryl;
- [0084]  $m$  is 0, 1, or 2;
- [0085] each  $\text{R}^4$  is independently selected from  $\text{C}_1\text{-C}_6$ alkyl,  $\text{C}_1\text{-C}_6$ fluoroalkyl,  $\text{C}_1\text{-C}_6$ deuteroalkyl,  $\text{C}_1\text{-C}_6$ heteroalkyl, substituted or unsubstituted  $\text{C}_3\text{-C}_{10}$ cycloalkyl, substituted or unsubstituted  $\text{C}_2\text{-C}_{10}$ heterocycloalkyl, substituted or unsubstituted aryl, and substituted or unsubstituted heteroaryl;
- [0086] each  $\text{R}^5$  is independently selected from H,  $\text{C}_1\text{-C}_6$ alkyl,  $\text{C}_1\text{-C}_6$ fluoroalkyl,  $\text{C}_1\text{-C}_6$ deuteroalkyl,  $\text{C}_1\text{-C}_6$ heteroalkyl, substituted or unsubstituted  $\text{C}_3\text{-C}_{10}$ cycloalkyl, substituted or unsubstituted  $\text{C}_2\text{-C}_{10}$ heterocycloalkyl, substituted or unsubstituted aryl, substituted or unsubstituted heteroaryl,  $-\text{C}_1\text{-C}_4$ alkylene-(substituted or unsubstituted  $\text{C}_3\text{-C}_8$ cycloalkyl), substituted or unsubstituted  $\text{C}_2\text{-C}_8$ heterocycloalkyl,  $-\text{C}_1\text{-C}_4$ alkylene-(substituted or unsubstituted  $\text{C}_2\text{-C}_8$ heterocycloalkyl), substituted or unsubstituted aryl,  $-\text{C}_1\text{-C}_4$ alkylene-(substituted or unsubstituted heteroaryl), substituted or unsubstituted heteroaryl, and  $-\text{C}_1\text{-C}_4$ alkylene-(substituted or unsubstituted heteroaryl); or two  $\text{R}^5$  on the same N atom are taken together with the N atom to which they are attached to a substituted or unsubstituted N-containing heterocycle;
- [0087] Ring A is monocyclic carbocycle, bicyclic carbocycle, monocyclic heterocycle, or bicyclic heterocycle;
- [0088]  $\text{R}^6$  is H,  $\text{C}_1\text{-C}_6$ alkyl,  $\text{C}_1\text{-C}_6$ fluoroalkyl, or  $\text{C}_1\text{-C}_6$ deuteroalkyl;
- [0089] Q is substituted or unsubstituted  $\text{C}_1\text{-C}_6$ alkyl, substituted or unsubstituted  $\text{C}_1\text{-C}_6$ fluoroalkyl, substituted or unsubstituted  $\text{C}_1\text{-C}_6$ heteroalkyl, substituted or unsubstituted  $\text{C}_3\text{-C}_8$ cycloalkyl,  $-\text{C}_1\text{-C}_4$ alkylene-(substituted or unsubstituted  $\text{C}_3\text{-C}_8$ cycloalkyl), substituted or unsubstituted  $\text{C}_2\text{-C}_8$ heterocycloalkyl,  $-\text{C}_1\text{-C}_4$ alkylene-(substituted or unsubstituted  $\text{C}_2\text{-C}_8$ heterocycloalkyl), substituted or unsubstituted aryl, or substituted or unsubstituted heteroaryl;

$\text{C}_4$ alkylene-(substituted or unsubstituted  $\text{C}_2\text{-C}_8$ heterocycloalkyl), substituted or unsubstituted aryl,  $-\text{C}_1\text{-C}_4$ alkylene-(substituted or unsubstituted aryl), substituted or unsubstituted heteroaryl, or  $-\text{C}_1\text{-C}_4$ alkylene-(substituted or unsubstituted heteroaryl); wherein if Q is substituted then Q is substituted with one or more  $\text{R}^8$ ;

[0090] or Q and  $\text{R}^6$  are taken together with the N atom to which they are attached to form ring B, wherein ring B is a substituted or unsubstituted N-containing heterocycle, wherein if ring B is substituted then ring B is substituted with 1-3  $\text{R}^8$ ;

[0091] each  $\text{R}^8$  is independently D, halogen, CN,  $-\text{OR}^5$ ,  $-\text{SR}^5$ ,  $-\text{S}(=\text{O})\text{R}^4$ ,  $-\text{S}(=\text{O})_2\text{R}^4$ ,  $-\text{S}(=\text{O})_2\text{N}(\text{R}^5)_2$ ,  $\text{NR}^5\text{S}(=\text{O})_2\text{R}^4$ ,  $\text{C}(=\text{O})\text{R}^4$ ,  $\text{OC}(=\text{O})\text{R}^4$ ,  $\text{CO}_2\text{R}^5$ ,  $\text{OCO}_2\text{R}^5$ ,  $\text{N}(\text{R}^5)_2$ ,  $\text{OC}(=\text{O})\text{N}(\text{R}^5)_2$ ,  $-\text{NHC}(=\text{O})\text{R}^4$ ,  $-\text{NHC}(=\text{O})\text{OR}^5$ ,  $\text{C}_1\text{-C}_6$ alkyl,  $\text{C}_1\text{-C}_6$ fluoroalkyl,  $\text{C}_1\text{-C}_6$ deuteroalkyl,  $\text{C}_1\text{-C}_6$ heteroalkyl, substituted or unsubstituted  $\text{C}_3\text{-C}_{10}$ cycloalkyl, substituted or unsubstituted  $\text{C}_2\text{-C}_{10}$ heterocycloalkyl, substituted or unsubstituted aryl, or substituted or unsubstituted heteroaryl;

[0092] or two  $\text{R}^8$  groups attached to the same carbon atom are taken together with carbon atom to which they are attached to form either a substituted or unsubstituted carbocycle or substituted or unsubstituted heterocycle.

[0093] In some embodiments,  $\text{R}^4$  is H, D, F, Cl, Br,  $-\text{CN}$ ,  $-\text{OR}^5$ ,  $-\text{SR}^5$ ,  $-\text{S}(=\text{O})\text{R}^4$ ,  $-\text{S}(=\text{O})_2\text{R}^4$ ,  $-\text{S}(=\text{O})_2\text{N}(\text{R}^5)_2$ ,  $-\text{NR}^2\text{S}(=\text{O})_2\text{R}^4$ ,  $-\text{CO}_2\text{R}^5$ ,  $-\text{N}(\text{R}^5)_2$ ,  $-\text{NR}^2\text{C}(=\text{O})\text{R}^4$ ,  $\text{C}_1\text{-C}_6$ alkyl, substituted or unsubstituted  $\text{C}_3\text{-C}_6$ cycloalkyl, substituted or unsubstituted  $\text{C}_2\text{-C}_6$ heterocycloalkyl, substituted or unsubstituted phenyl, or substituted or unsubstituted monocyclic heteroaryl.

[0094] In some embodiments,  $\text{R}^4$  is H, D, F, Cl, Br,  $-\text{CN}$ ,  $-\text{OR}^5$ ,  $-\text{CO}_2\text{R}^5$ ,  $-\text{N}(\text{R}^5)_2$ ,  $-\text{NR}^2\text{C}(=\text{O})\text{R}^4$ ,  $-\text{CH}_3$ ,  $-\text{CH}_2\text{CH}_3$ ,  $-\text{CH}(\text{CH}_3)_2$ ,  $-\text{C}(\text{CH}_3)_3$ , cyclopropyl, cyclobutyl, cyclopentyl, cyclohexyl, substituted or unsubstituted monocyclic  $\text{C}_2\text{-C}_6$ heterocycloalkyl, substituted or unsubstituted phenyl, or substituted or unsubstituted monocyclic heteroaryl.

[0095] In some embodiments,  $\text{R}^4$  is H.

[0096] In some embodiments,  $\text{R}^1$  is H.

[0097] In some embodiments, each  $\text{R}^1$  is H;  $\text{L}^1$  is absent,  $\text{X}^1$ , or  $\text{X}^1\text{-C}_1\text{-C}_6$ alkylene.

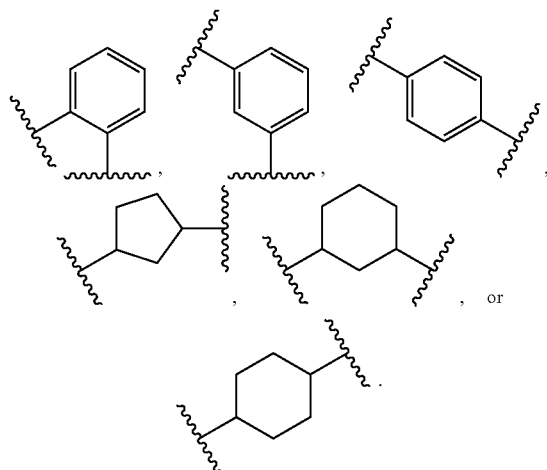
[0098] In some embodiments,  $\text{X}^1$  is  $-\text{O}-$ .

[0099] In some embodiments,  $\text{L}^1$  is absent,  $-\text{O}-$ , or  $-\text{O}-\text{CH}_2-$ ,  $-\text{C}(=\text{O})-$ ,  $-\text{C}(=\text{O})\text{NHCH}_2-$ ,  $-\text{NHC}(=\text{O})-$ ,  $-\text{NHC}(=\text{O})\text{CH}_2-$ .

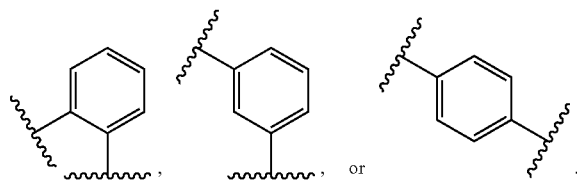
[0100] In some embodiments,  $\text{L}^1$  is  $-\text{O}-$ , or  $-\text{O}-\text{CH}_2-$ .

[0101] In some embodiments, Ring A is monocyclic  $\text{C}_3\text{-C}_6$ carbocycle, bicyclic  $\text{C}_9\text{-C}_{10}$ carbocycle, monocyclic  $\text{C}_1\text{-C}_5$ heterocycle, bicyclic  $\text{C}_6\text{-C}_9$ heterocycle.

[0102] In some embodiments, Ring A is monocyclic  $\text{C}_3\text{-C}_6$ carbocycle. In some embodiments, Ring A is phenyl, cyclopropyl, cyclobutyl, cyclopentyl, or cyclohexyl. In some embodiments, Ring A is phenyl. In some embodiments, Ring A is,



In some embodiments, Ring A is



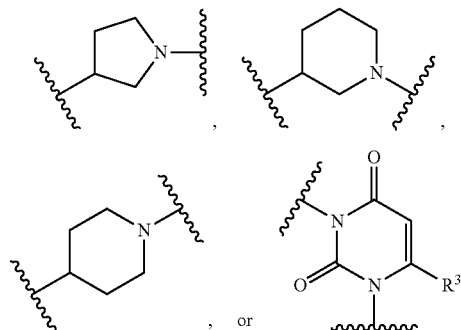
**[0103]** In some embodiments, Ring A is bicyclic C<sub>9</sub>-C<sub>10</sub>carbocycle. In some embodiments, Ring A is naphthyl, indanyl, indenyl, or tetrahydronaphthyl.

**[0104]** In some embodiments, Ring A is a monocyclic heterocycle containing 1-4 N atoms and 0 or 1 O or S atom, monocyclic heterocycle containing 0-4 N atoms and 1 O or S atoms, bicyclic heterocycle containing 1-4 N atoms and 0 or 1 O or S atoms, or bicyclic heterocycle containing 0-4 N atoms and 1 O or S atoms.

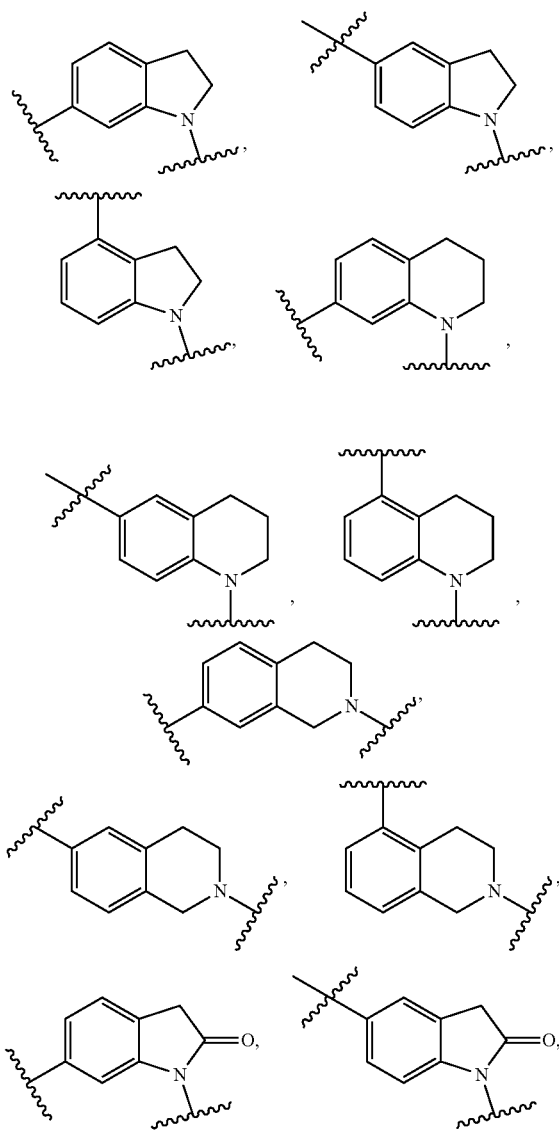
**[0105]** In some embodiments, Ring A is pyrrolidinyl, pyrrolidinonyl, tetrahydrofuranyl, tetrahydrofuranonyl, dihydrofuranonyl, dihydrofuranyl, tetrahydrothienyl, oxazolidinonyl, tetrahydropyranyl, dihydropyranyl, tetrahydrothiopyranyl, piperidinyl, morpholinyl, thiomorpholinyl, piperazinyl, aziridinyl, azetidiny, oxetanyl, thietanyl, homopiperidinyl, oxepanyl, thiepanyl, oxazepinyl, diazepinyl, thiazepinyl, 1,2,3,6-tetrahydropyridinyl, indolinyl, indolinonyl, 1,2,3,4-tetrahydroquinolinyl, 1,2,3,4-tetrahydroisoquinolinyl, 3,4-dihydro-2(1H)-quinolinonyl, furanyl, pyrrolyl, oxazolyl, thiazolyl, imidazolyl, pyrazolyl, triazolyl, tetrazolyl, isoxazolyl, isothiazolyl, oxadiazolyl, thiadiazolyl, pyridinyl, pyrimidinyl, pyrazinyl, pyridazinyl, triazinyl, quinolinyl, isoquinolinyl, quinazolinyl, quinoxalinyl, naphthyridinyl, indolyl, indazolyl, benzoxazolyl, benzisoxazolyl, benzofuranyl, benzothienyl, benzothiazolyl, benzimidazolyl, purinyl, cinnolinyl, phthalazinyl, pteridinyl, pyridopyrimidinyl, pyrazolopyrimidinyl, or azaindolyl.

**[0106]** In some embodiments, Ring A is pyrrolidinyl, pyrrolidinonyl, piperidinyl, piperazinyl, indolinyl, indolinonyl, 1,2,3,4-tetrahydroquinolinyl, 1,2,3,4-tetrahydroisoquinolinyl, 3,4-dihydro-2(1H)-quinolinonyl, pyrrolyl, imidazolyl, pyrazolyl, pyridinyl, pyrimidinyl, pyrazinyl, pyridazinyl, indolyl, indazolyl, or benzimidazolyl.

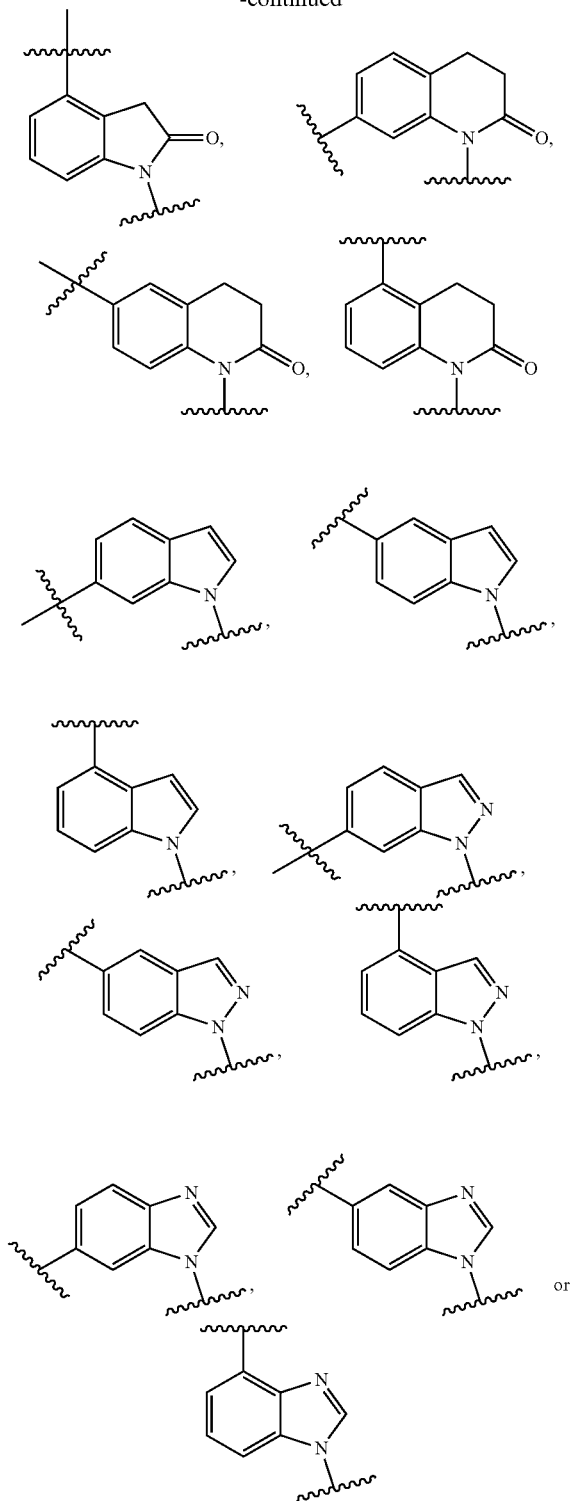
**[0107]** In some embodiments, Ring A is



**[0108]** In some embodiments, Ring A is



-continued



[0109] In some embodiments, Q is substituted or unsubstituted  $C_3$ - $C_6$ cycloalkyl,  $-C_1$ - $C_2$ alkylene-(substituted or unsubstituted  $C_3$ - $C_6$ cycloalkyl), substituted or unsubstituted  $C_2$ - $C_8$ heterocycloalkyl,  $-C_1$ - $C_2$ alkylene-(substituted or unsubstituted  $C_2$ - $C_8$ heterocycloalkyl), substituted or unsub-

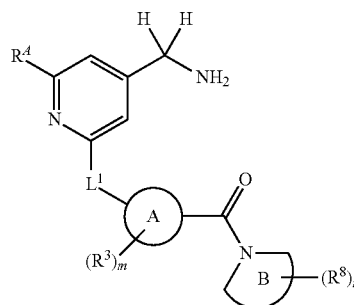
stituted phenyl,  $-C_1$ - $C_2$ alkylene-(substituted or unsubstituted phenyl), substituted or unsubstituted heteroaryl, or  $-C_1$ - $C_2$ alkylene-(substituted or unsubstituted heteroaryl); wherein if Q is substituted then Q is substituted with one or more  $R^8$ ; or Q and  $R^6$  are taken together with the N atom to which they are attached to form ring B, wherein ring B is a substituted or unsubstituted monocyclic N-containing heterocycle, or a substituted or unsubstituted bicyclic N-containing heterocycle, wherein if ring B is substituted then ring B is substituted with 1-3  $R^8$ .

[0110] In some embodiments, Q and  $R^6$  are taken together with the N atom to which they are attached to form a ring B, wherein ring B is a substituted or unsubstituted monocyclic N-containing heterocycle, or a substituted or unsubstituted bicyclic N-containing heterocycle, wherein if ring B is substituted then ring B is substituted with 1-3  $R^8$ .

[0111] In some embodiments, Q and  $R^6$  are taken together with the N atom to which they are attached to form a ring B, wherein ring B is a substituted or unsubstituted aziridinyl, substituted or unsubstituted azetidiny, substituted or unsubstituted pyrrolidinyl, substituted or unsubstituted pyrrolidinonyl, substituted or unsubstituted piperidinyl, substituted or unsubstituted piperidinonyl, substituted or unsubstituted morpholinyl, substituted or unsubstituted thiomorpholinyl, substituted or unsubstituted piperazinyl, substituted or unsubstituted piperazinonyl, substituted or unsubstituted indolinyl, substituted or unsubstituted indolinonyl, substituted or unsubstituted 1,2,3,4-tetrahydroquinolinyl, substituted or unsubstituted 1,2,3,4-tetrahydroisoquinolinyl, substituted or unsubstituted 3,4-dihydro-2(1H)-quinolinonyl, wherein if ring B is substituted then ring B is substituted with 1-3  $R^8$ .

[0112] In some embodiments, the compound has the structure of Formula (VII), or a pharmaceutically acceptable salt thereof:

Formula (VII)

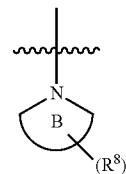


[0113] wherein,

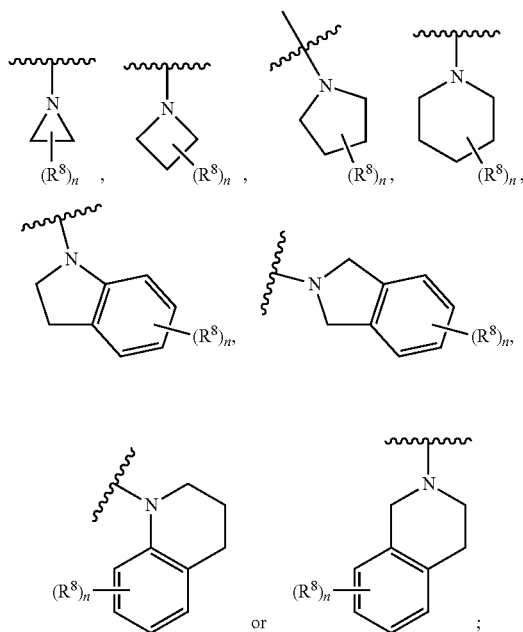
[0114] ring B is a monocyclic N-containing heterocycle or a bicyclic N-containing heterocycle;

[0115] n is 0, 1, 2, or 3.

[0116] In some embodiments,

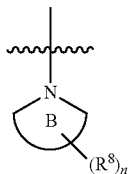


is

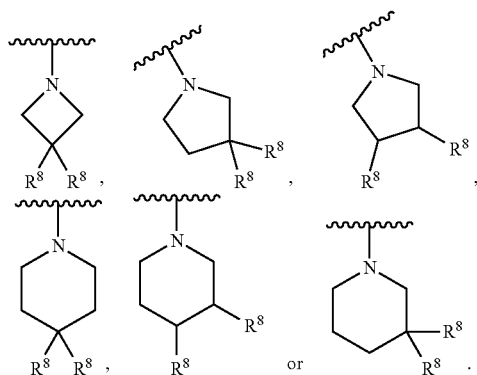


n is 0, 1, or 2.

[0117] In some embodiments,

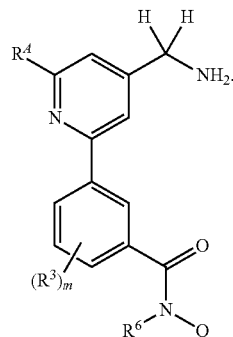


is



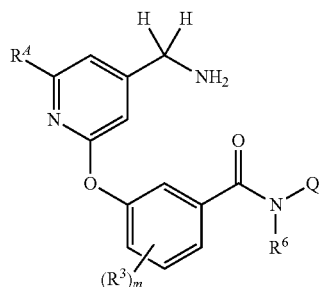
[0118] In some embodiments, the compound has the structure of Formula (X), or a pharmaceutically acceptable salt thereof:

Formula (X)



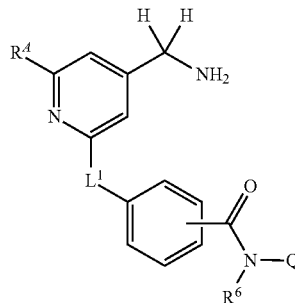
[0119] In some embodiments, the compound has the structure of Formula (XII), or a pharmaceutically acceptable salt thereof:

Formula (XII)



[0120] In some embodiments, the compound has the structure of Formula (VIII), or a pharmaceutically acceptable salt thereof:

Formula (XIII)



[0121] wherein,

[0122]  $L_1$  is absent,  $-O-$  or  $-O-CH_2-$ .

[0123] Any combination of the groups described above for the various variables is contemplated herein. Throughout the specification, groups and substituents thereof are chosen by one skilled in the field to provide stable moieties and compounds.

[0124] In one aspect, described herein is a pharmaceutical composition comprising a compound described herein, or a pharmaceutically acceptable salt, or solvate thereof, and at least one pharmaceutically acceptable excipient. In some embodiments, the pharmaceutical composition is formulated



for administration to a mammal by intravenous administration, subcutaneous administration, oral administration, inhalation, nasal administration, dermal administration, or ophthalmic administration. In some embodiments, the pharmaceutical composition is formulated for administration to a mammal by intravenous administration, subcutaneous administration, or oral administration. In some embodiments, the pharmaceutical composition is formulated for administration to a mammal by oral administration. In some embodiments, the pharmaceutical composition is in the form of a tablet, a pill, a capsule, a liquid, a suspension, a gel, a dispersion, a solution, an emulsion, an ointment, or a lotion. In some embodiments, the pharmaceutical composition is in the form of a tablet, a pill, or a capsule.

**[0125]** In one aspect, described herein is a method of treating or preventing any one of the diseases or conditions described herein comprising administering a therapeutically effective amount of a compound described herein, or a pharmaceutically acceptable salt, or solvate thereof, to a mammal in need thereof.

**[0126]** In one aspect, described herein is a method for the treatment or prevention of fibrosis in a mammal comprising administering a therapeutically effective amount of a compound described herein, or a pharmaceutically acceptable salt, or solvate thereof, to the mammal in need thereof. In other embodiments, the fibrosis is amenable to treatment with a LOXL2 inhibitor. In some embodiments, the fibrosis is lung fibrosis. In some embodiments, the method further comprises administering a second therapeutic agent to the mammal in addition to the compound described herein, or a pharmaceutically acceptable salt, or solvate thereof.

**[0127]** In any of the aforementioned aspects are further embodiments in which the effective amount of the compound described herein, or a pharmaceutically acceptable salt thereof, is: (a) systemically administered to the mammal; and/or (b) administered orally to the mammal; and/or (c) intravenously administered to the mammal; and/or (d) administered by inhalation; and/or (e) administered by nasal administration; or and/or (f) administered by injection to the mammal; and/or (g) administered topically to the mammal; and/or (h) administered by ophthalmic administration; and/or (i) administered rectally to the mammal; and/or (j) administered non-systemically or locally to the mammal.

**[0128]** In any of the aforementioned aspects are further embodiments comprising single administrations of the effective amount of the compound, including further embodiments in which the compound is administered once a day to the mammal or the compound is administered to the mammal multiple times over the span of one day. In some embodiments, the compound is administered on a continuous dosing schedule. In some embodiments, the compound is administered on a continuous daily dosing schedule.

**[0129]** In any of the aforementioned aspects involving the treatment of a disease or condition are further embodiments comprising administering at least one additional agent in addition to the administration of a compound of Formula (I) described herein, or a pharmaceutically acceptable salt thereof. In various embodiments, each agent is administered in any order, including simultaneously.

**[0130]** In any of the embodiments disclosed herein, the mammal is a human.

**[0131]** In some embodiments, compounds provided herein are administered to a human.

**[0132]** In some embodiments, compounds provided herein are orally administered.

**[0133]** Articles of manufacture, which include packaging material, a compound described herein, or a pharmaceutically acceptable salt thereof, within the packaging material, and a label that indicates that the compound or composition, or a pharmaceutically acceptable salt, pharmaceutically active metabolite, pharmaceutically acceptable prodrug, or a pharmaceutically acceptable solvate thereof, is used for inhibiting the activity of LOXL2, or for the treatment, prevention or amelioration of one or more symptoms of a disease or condition that would benefit from inhibition or reduction of the LOXL2 activity, are provided.

**[0134]** Other objects, features and advantages of the compounds, methods and compositions described herein will become apparent from the following detailed description. It should be understood, however, that the detailed description and the specific examples, while indicating specific embodiments, are given by way of illustration only, since various changes and modifications within the spirit and scope of the instant disclosure will become apparent to those skilled in the art from this detailed description.

#### DETAILED DESCRIPTION OF THE INVENTION

**[0135]** Lysyl oxidase like-2 (LOXL2) is a member of the lysyl oxidase (LOX) family, which comprises  $\text{Cu}^{2+}$  and lysine tyrosylquinone (LTQ)-dependent amine oxidases. The family comprises five genes: lox (LOX), loxl1 (lysyl oxidase like-1, LOXL1), loxl2 (LOXL2), loxl3 (lysyl oxidase like-3, LOXL3), and loxl4 (lysyl oxidase like-4, LOXL4). The LOX family is known for catalyzing the oxidative deamination of the  $\epsilon$ -amino group of lysines and hydroxylysines in collagen and elastin to promote crosslinking of these molecules. Crosslinking of collagen and elastin is essential for maintaining tensile strength of the extracellular matrix.

**[0136]** LOXL2 has been demonstrated to have intracellular functions aside from its role in remodeling of the extracellular matrix. LOXL2 positively regulates the epithelial-to-mesenchymal transition (EMT) transducer, Snail1, by promoting Snail1 stability and functional activity. LOXL2 contributes positively to the activation of the focal adhesion kinase (FAK) signaling pathway and participates in the organization of focal adhesion complexes. Silencing of LOXL2 gene leads to reacquisition of epithelial cell polarity and decreases the migratory and invasive ability of mammary cell lines. The modulation of cell adhesion and cell polarity has been reported to be mediated by intracellular LOXL2. LOXL2 transcriptionally represses E-cadherin as well as tight junction and cell polarity genes by Snail1-dependent and Snail1-independent mechanisms. LOXL2 has been more recently described to be associated with chromatin and reported to be involved in histone H2 deamination, a function that is dependent on the LOXL2 catalytic domain.

**[0137]** In some embodiments, the methods disclosed herein are methods for inhibiting intracellular LOXL2. In some embodiments, the methods disclosed herein are methods for inhibiting extracellular (secreted) LOXL2. In some embodiments, the methods disclosed herein are methods for inhibiting extracellular and intracellular LOXL2.

## Fibrosis

**[0138]** LOXL2 has been shown to be involved in fibrotic processes. Fibrotic processes include an excessive deposition of extracellular matrix components, such as collagen, which alters the physical, biochemical and biomechanical matrix properties leading to defective organ function and organ failure. Tissue fibrosis is also associated with cancer progression by direct promotion of cellular transformation and metastasis. Tumors are typically stiffer than normal tissue and tumor rigidity influences tumor metastasis.

**[0139]** Excessive LOXL2 enzyme activity has been implicated in the increased stiffness of tumors. Elevated LOXL2 is also associated with fibrotic lesions from livers of patients suffering from Wilson disease and primary biliary cirrhosis. Additionally, the administration of a LOXL2-specific monoclonal antibody AB0023 was efficacious in reducing disease in a model of fibrosis. AB0023 was shown to inhibit the production of growth factors and of crosslinked collagenous matrix and TGF-beta signaling.

**[0140]** In some embodiments, disclosed herein are methods of treating fibrosis with a compound disclosed herein.

**[0141]** "Fibrosis," as used herein, refers to the accumulation of extracellular matrix constituents that occurs following trauma, inflammation, tissue repair, immunological reactions, cellular hyperplasia, and neoplasia.

**[0142]** In some embodiments, disclosed herein is a method of reducing fibrosis in a tissue comprising contacting a fibrotic cell or tissue with a compound disclosed herein, in an amount sufficient to decrease or inhibit the fibrosis. In some embodiments, the fibrosis includes a fibrotic condition.

**[0143]** In some embodiments, the fibrosis comprises lung fibrosis, liver fibrosis, kidney fibrosis, cardiac fibrosis, peritoneal fibrosis, ocular fibrosis or cutaneous fibrosis. In some embodiments, the fibrosis comprises lung fibrosis. In some embodiments, the fibrosis comprises liver fibrosis. In some embodiments, the fibrosis comprises kidney fibrosis. In some embodiments, the fibrosis comprises cardiac fibrosis. In some embodiments, the fibrosis comprises peritoneal fibrosis. In some embodiments, the fibrosis comprises ocular fibrosis. In some embodiments, the fibrosis comprises cutaneous fibrosis.

**[0144]** In some embodiments, reducing fibrosis, or treatment of a fibrotic condition, includes reducing or inhibiting one or more of: formation or deposition of extracellular matrix proteins; the number of pro-fibrotic cell types (e.g., fibroblast or immune cell numbers); cellular collagen or hydroxyproline content within a fibrotic lesion; expression or activity of a fibrogenic protein; or reducing fibrosis associated with an inflammatory response.

**[0145]** In some embodiments, the fibrotic condition is a fibrotic condition of the lung.

**[0146]** In some embodiments, the fibrotic condition is a fibrotic condition of the liver.

**[0147]** In some embodiments, the fibrotic condition is a fibrotic condition of the heart.

**[0148]** In some embodiments, the fibrotic condition is a fibrotic condition of the kidney.

**[0149]** In some embodiments, the fibrotic condition is a fibrotic condition of the skin.

**[0150]** In some embodiments, the fibrotic condition is a fibrotic condition of the eye.

**[0151]** In some embodiments, the fibrotic condition is a fibrotic condition of the gastrointestinal tract.

**[0152]** In some embodiments, the fibrotic condition is a fibrotic condition of the bone marrow.

**[0153]** In some embodiments, the fibrotic condition is idiopathic. In some embodiments, the fibrotic condition is associated with (e.g., is secondary to) a disease (e.g., an infectious disease, an inflammatory disease, an autoimmune disease, a malignant or cancerous disease, and/or a connective disease); a toxin; an insult (e.g., an environmental hazard (e.g., asbestos, coal dust, polycyclic aromatic hydrocarbons), cigarette smoking, a wound); a medical treatment (e.g., surgical incision, chemotherapy or radiation), or a combination thereof.

**[0154]** In some embodiments, disclosed herein is a method for the treatment or prevention of fibrosis in a mammal comprising administering a LOXL2 inhibitor described herein, or a pharmaceutically acceptable salt thereof, to the mammal in need thereof.

**[0155]** In some embodiments, disclosed herein is a method of improving lung function in a mammal comprising administering a LOXL2 inhibitor described herein, or a pharmaceutically acceptable salt thereof, to the mammal in need thereof. In some embodiments, the mammal has been diagnosed as having lung fibrosis.

**[0156]** In some embodiments, disclosed herein is a method of treating idiopathic pulmonary fibrosis in a mammal comprising administering a LOXL2 inhibitor described herein, or a pharmaceutically acceptable salt thereof, to the mammal in need thereof.

**[0157]** In some embodiments, disclosed herein is a method of controlling an abnormal accumulation or activation of cells, fibronectin, collagen or increased fibroblast recruitment in a tissue of a mammal comprising administering a LOXL2 inhibitor described herein, or a pharmaceutically acceptable salt thereof, to the mammal in need thereof. In some embodiments, the abnormal accumulation or activation of cells, fibronectin, collagen or increased fibroblast recruitment in the tissue results in fibrosis.

**[0158]** In some embodiments, disclosed herein is a method for the treatment or prevention of scleroderma in a mammal comprising administering a LOXL2 inhibitor described herein, or a pharmaceutically acceptable salt thereof, to the mammal in need thereof.

**[0159]** In some embodiments, disclosed herein is a method for reducing undesired or abnormal dermal thickening in a mammal comprising administering to mammal in need thereof a LOXL2 inhibitor described herein, or a pharmaceutically acceptable salt thereof. In some embodiments, the dermal thickening is associated with scleroderma.

**[0160]** In some embodiments, described herein is a method of controlling an abnormal accumulation or activation of cells, fibronectin, collagen or increased fibroblast recruitment in tissues of a mammal comprising administering to mammal in need thereof a LOXL2 inhibitor described herein, or a pharmaceutically acceptable salt thereof. In some embodiments, the abnormal accumulation or activation of cells, fibronectin, collagen or increased fibroblast recruitment in the dermal tissues results in fibrosis. In some embodiments, described herein is a method of reducing hydroxyproline content in tissues of a mammal with fibrosis comprising administering to mammal in need thereof a LOXL2 inhibitor described herein, or a pharmaceutically acceptable salt thereof.

## Cancer

[0161] LOXL2 has been shown to be involved in signaling related to cancer cell growth, adhesion, motility and invasion. Specifically, LOXL2 induces epithelial-to-mesenchymal transition (EMT) of cells to promote tumor invasion. LOXL2 is also upregulated in hypoxic tumor environments which leads to enhanced invasion of tumor cells. LOXL2 has also been shown to promote angiogenesis in hypoxic tumor environments.

[0162] Increased LOXL2 expression is associated with poor prognosis in patients with colon, esophageal tumors, oral squamous cell carcinomas, laryngeal squamous cell carcinomas, and head and neck squamous cell carcinomas. LOXL2 has been proposed to participate in cancers of the breast, colon, gastric, head and neck, lung, and melanoma.

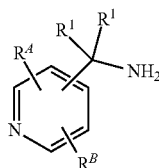
[0163] In some embodiments, disclosed herein are methods of treating cancer with a compound disclosed herein.

[0164] The term “cancer” as used herein, refers to an abnormal growth of cells that tend to proliferate in an uncontrolled way and, in some cases, to metastasize (spread). Types of cancer include, but are not limited to, solid tumors (such as those of the bladder, bowel, brain, breast, endometrium, heart, kidney, lung, liver, uterus, lymphatic tissue (lymphoma), ovary, pancreas or other endocrine organ (thyroid), prostate, skin (melanoma or basal cell cancer) or hematological tumors (such as the leukemias and lymphomas) at any stage of the disease with or without metastases.

## Compounds

[0165] Compounds described herein, including pharmaceutically acceptable salts, prodrugs, active metabolites and pharmaceutically acceptable solvates thereof, are LOXL2 inhibitors. In one aspect, described herein are LOXL2 inhibitors and uses thereof. In some embodiments, the LOXL2 inhibitors described herein have the structure of Formula (I), or a pharmaceutically acceptable salt thereof. In some embodiments, Lysyl oxidase like-2 (LOXL2) inhibitors described herein are used in the treatment or prevention of a disease or condition in a mammal that would benefit from the inhibition or reduction of Lysyl oxidase like-2 (LOXL2) activity. In some embodiments, the disease or condition is fibrosis or cancer. In some embodiments, the LOXL2 inhibitor is a substituted pyridinylmethylamine compound, or a pharmaceutically acceptable salt, or solvate thereof. In some embodiments, the substituted pyridinylmethylamine compound is a substituted pyridin-4-ylmethylamine compound. In some embodiments, the substituted pyridin-4-ylmethylamine compound is a compound of Formula (I), or a pharmaceutically acceptable salt, or solvate thereof.

[0166] In some embodiments, the substituted pyridinylmethylamine compound, or a pharmaceutically acceptable salt, or solvate thereof, has the structure of Formula (I), or a pharmaceutically acceptable salt, or solvate thereof:



Formula (I)

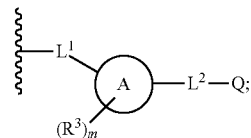
[0167] wherein,

[0168] each  $R^1$  is independently H, D, or F;

[0169]  $R^4$  is H, D, halogen, —CN, —OR<sup>5</sup>, —SR<sup>5</sup>, —S(=O)R<sup>4</sup>, —S(=O)<sub>2</sub>R<sup>4</sup>, —S(=O)<sub>2</sub>N(R<sup>5</sup>)<sub>2</sub>, —NR<sup>2</sup>S(=O)<sub>2</sub>R<sup>4</sup>, —C(=O)R<sup>4</sup>, —OC(=O)R<sup>4</sup>, —CO<sub>2</sub>R<sup>5</sup>, —OCO<sub>2</sub>R<sup>5</sup>, —N(R<sup>5</sup>)<sub>2</sub>, —OC(=O)N(R<sup>5</sup>)<sub>2</sub>, —NR<sup>2</sup>C(=O)R<sup>4</sup>, —NR<sup>2</sup>C(=O)OR<sup>5</sup>, C<sub>1</sub>-C<sub>6</sub>alkyl, C<sub>1</sub>-C<sub>6</sub>deuteroalkyl, C<sub>1</sub>-C<sub>6</sub>heteroalkyl, substituted or unsubstituted C<sub>3</sub>-C<sub>10</sub>cycloalkyl, substituted or unsubstituted C<sub>2</sub>-C<sub>10</sub>heterocycloalkyl, substituted or unsubstituted aryl, or substituted or unsubstituted heteroaryl;

[0170]  $R^5$  is H, D, halogen, —CN, —OR<sup>5</sup>, —SR<sup>5</sup>, —S(=O)R<sup>4</sup>, —S(=O)<sub>2</sub>R<sup>4</sup>, —S(=O)<sub>2</sub>N(R<sup>5</sup>)<sub>2</sub>, —NR<sup>2</sup>S(=O)<sub>2</sub>R<sup>4</sup>, —C(=O)R<sup>4</sup>, —OC(=O)R<sup>4</sup>, —CO<sub>2</sub>R<sup>5</sup>, —OCO<sub>2</sub>R<sup>5</sup>, —N(R<sup>5</sup>)<sub>2</sub>, —OC(=O)N(R<sup>5</sup>)<sub>2</sub>, —NR<sup>2</sup>C(=O)R<sup>4</sup>, —NR<sup>2</sup>C(=O)OR<sup>5</sup>, C<sub>1</sub>-C<sub>6</sub>alkyl, C<sub>1</sub>-C<sub>6</sub>fluoroalkyl, C<sub>1</sub>-C<sub>6</sub>deuteroalkyl, C<sub>1</sub>-C<sub>6</sub>heteroalkyl, substituted or unsubstituted C<sub>3</sub>-C<sub>10</sub>cycloalkyl, substituted or unsubstituted C<sub>2</sub>-C<sub>10</sub>heterocycloalkyl, substituted or unsubstituted aryl, or substituted or unsubstituted heteroaryl;

[0171] or  $R^B$  is



[0172]  $L^1$  is absent,  $X^1$ ,  $X^1$ -C<sub>1</sub>-C<sub>6</sub>alkylene, or C<sub>1</sub>-C<sub>6</sub>alkylene;

[0173]  $X^1$  is —O—, —S—, —S(=O)—, —S(=O)<sub>2</sub>—, —C(=O)—, —C(=O)O—, —C(=O)NR<sup>2</sup>—, —NR<sup>2</sup>C(=O)—, or —NR<sup>2</sup>—;

[0174]  $R^2$  is H, substituted or unsubstituted C<sub>1</sub>-C<sub>6</sub>alkyl, C<sub>1</sub>-C<sub>6</sub>fluoroalkyl, or C<sub>1</sub>-C<sub>6</sub>deuteroalkyl;

[0175] each  $R^3$  is independently H, D, halogen, —CN, —OR<sup>5</sup>, —SR<sup>5</sup>, —S(=O)R<sup>4</sup>, —S(=O)<sub>2</sub>R<sup>4</sup>, —S(=O)<sub>2</sub>N(R<sup>5</sup>)<sub>2</sub>, —NR<sup>2</sup>S(=O)<sub>2</sub>R<sup>4</sup>, —C(=O)R<sup>4</sup>, —OC(=O)R<sup>4</sup>, —CO<sub>2</sub>R<sup>5</sup>, —OCO<sub>2</sub>R<sup>5</sup>, —N(R<sup>5</sup>)<sub>2</sub>, —OC(=O)N(R<sup>5</sup>)<sub>2</sub>, —NR<sup>2</sup>C(=O)R<sup>4</sup>, —NR<sup>2</sup>C(=O)OR<sup>5</sup>, C<sub>1</sub>-C<sub>6</sub>alkyl, C<sub>1</sub>-C<sub>6</sub>fluoroalkyl, C<sub>1</sub>-C<sub>6</sub>deuteroalkyl, C<sub>1</sub>-C<sub>6</sub>heteroalkyl, substituted or unsubstituted C<sub>3</sub>-C<sub>10</sub>cycloalkyl, substituted or unsubstituted C<sub>2</sub>-C<sub>10</sub>heterocycloalkyl, substituted or unsubstituted aryl, or substituted or unsubstituted heteroaryl;

[0176]  $m$  is 0, 1, or 2;

[0177] each  $R^4$  is independently selected from C<sub>1</sub>-C<sub>6</sub>alkyl, C<sub>1</sub>-C<sub>6</sub>fluoroalkyl, C<sub>1</sub>-C<sub>6</sub>deuteroalkyl, C<sub>1</sub>-C<sub>6</sub>heteroalkyl, substituted or unsubstituted C<sub>3</sub>-C<sub>10</sub>cycloalkyl, substituted or unsubstituted C<sub>2</sub>-C<sub>10</sub>heterocycloalkyl, substituted or unsubstituted aryl, and substituted or unsubstituted heteroaryl;

[0178] each  $R^5$  is independently selected from H, C<sub>1</sub>-C<sub>6</sub>alkyl, C<sub>1</sub>-C<sub>6</sub>fluoroalkyl, C<sub>1</sub>-C<sub>6</sub>deuteroalkyl, C<sub>1</sub>-C<sub>6</sub>heteroalkyl, substituted or unsubstituted C<sub>3</sub>-C<sub>10</sub>cycloalkyl, substituted or unsubstituted C<sub>2</sub>-C<sub>10</sub>heterocycloalkyl, substituted or unsubstituted aryl, substituted or unsubstituted heteroaryl, —C<sub>1</sub>-C<sub>4</sub>alkylene-(substituted or unsubstituted C<sub>3</sub>-C<sub>8</sub>cycloalkyl), substituted or unsubstituted C<sub>2</sub>-C<sub>8</sub>heterocycloalkyl, —C<sub>1</sub>-C<sub>4</sub>alkylene-(substi-

tuted or unsubstituted C<sub>2</sub>-C<sub>8</sub>heterocycloalkyl), substituted or unsubstituted aryl, —C<sub>1</sub>-C<sub>4</sub>alkylene-(substituted or unsubstituted aryl), substituted or unsubstituted heteroaryl, and —C<sub>1</sub>-C<sub>4</sub>alkylene-(substituted or unsubstituted heteroaryl); or two R<sup>5</sup> on the same N atom are taken together with the N atom to which they are attached to a substituted or unsubstituted N-containing heterocycle;

**[0179]** Ring A is monocyclic carbocycle, bicyclic carbocycle, monocyclic heterocycle, or bicyclic heterocycle;

**[0180]** L<sup>2</sup> is absent, —X<sup>2</sup>—, or —C<sub>1</sub>-C<sub>6</sub>alkylene-X<sup>2</sup>—;

**[0181]** X<sup>2</sup> is —O—, —S—, —S(=O)—, —S(=O)<sub>2</sub>—, —S(=O)<sub>2</sub>NR<sup>6</sup>—, —C(=O)—, —C(=O)O—, —C(=O)NR<sup>6</sup>—, —NR<sup>6</sup>C(=O)—, —NR<sup>6</sup>S(=O)<sub>2</sub>—, or —NR<sup>6</sup>—;

**[0182]** R<sup>6</sup> is H, C<sub>1</sub>-C<sub>6</sub>alkyl, C<sub>1</sub>-C<sub>6</sub>fluoroalkyl, or C<sub>1</sub>-C<sub>6</sub>deuteroalkyl;

**[0183]** Q is H, substituted or unsubstituted C<sub>1</sub>-C<sub>6</sub>alkyl, substituted or unsubstituted C<sub>1</sub>-C<sub>6</sub>fluoroalkyl, substituted or unsubstituted C<sub>1</sub>-C<sub>6</sub>heteroalkyl, substituted or unsubstituted C<sub>3</sub>-C<sub>8</sub>cycloalkyl, —C<sub>1</sub>-C<sub>4</sub>alkylene-(substituted or unsubstituted C<sub>3</sub>-C<sub>8</sub>cycloalkyl), substituted or unsubstituted C<sub>2</sub>-C<sub>8</sub>heterocycloalkyl, —C<sub>1</sub>-C<sub>4</sub>alkylene-(substituted or unsubstituted C<sub>2</sub>-C<sub>8</sub>heterocycloalkyl), substituted or unsubstituted aryl, —C<sub>1</sub>-C<sub>4</sub>alkylene-(substituted or unsubstituted aryl), substituted or unsubstituted heteroaryl, or —C<sub>1</sub>-C<sub>4</sub>alkylene-(substituted or unsubstituted heteroaryl); wherein if Q is substituted then Q is substituted with one or more R<sup>8</sup>;

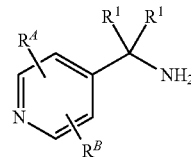
**[0184]** or Q and R<sup>6</sup> are taken together with the N atom to which they are attached to form ring B, wherein ring B is a substituted or unsubstituted N-containing heterocycle, wherein if ring B is substituted then ring B is substituted with 1-3 R<sup>8</sup>;

**[0185]** each R<sup>8</sup> is independently D, halogen, CN, —OR<sup>5</sup>, —SR<sup>5</sup>, —S(=O)R<sup>4</sup>, —S(=O)<sub>2</sub>R<sup>4</sup>, —S(=O)<sub>2</sub>N(R<sup>5</sup>)<sub>2</sub>, NR<sup>5</sup>S(=O)<sub>2</sub>R<sup>4</sup>, C(=O)R<sup>4</sup>, OC(=O)R<sup>4</sup>, CO<sub>2</sub>R<sup>5</sup>, OCO<sub>2</sub>R<sup>4</sup>, N(R<sup>4</sup>)<sub>2</sub>, OC(=O)N(R<sup>5</sup>)<sub>2</sub>, —NHC(=O)R<sup>4</sup>, —NHC(=O)OR<sup>4</sup>, C<sub>1</sub>-C<sub>6</sub>alkyl, C<sub>1</sub>-C<sub>6</sub>fluoroalkyl, C<sub>1</sub>-C<sub>6</sub>deuteroalkyl, C<sub>1</sub>-C<sub>6</sub>heteroalkyl, substituted or unsubstituted C<sub>3</sub>-C<sub>10</sub>cycloalkyl, substituted or unsubstituted C<sub>2</sub>-C<sub>10</sub>heterocycloalkyl, substituted or unsubstituted aryl, or substituted or unsubstituted heteroaryl;

**[0186]** or two R<sup>8</sup> groups attached to the same carbon atom are taken together with carbon atom to which they are attached to form either a substituted or unsubstituted carbocycle or substituted or unsubstituted heterocycle.

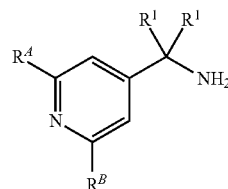
**[0187]** For any and all of the embodiments, substituents are selected from among a subset of the listed alternatives. For example, in some embodiments, each R<sup>1</sup> is independently H, D, or F. In some other embodiments, each R<sup>1</sup> is independently H, or F. In other embodiments, each R<sup>1</sup> is H. In some embodiments, each R<sup>1</sup> is D. In some embodiments, each R<sup>1</sup> is F.

**[0188]** In some embodiments, the compound of Formula (I) has the following structure:



**[0189]** In some embodiments, R<sup>4</sup> is H, D, F, Cl, Br, —CN, —OR<sup>5</sup>, —SR<sup>5</sup>, —S(=O)R<sup>4</sup>, —S(=O)<sub>2</sub>R<sup>4</sup>, —S(=O)<sub>2</sub>N(R<sup>5</sup>)<sub>2</sub>, —NR<sup>5</sup>S(=O)<sub>2</sub>R<sup>4</sup>, —CO<sub>2</sub>R<sup>5</sup>, —N(R<sup>5</sup>)<sub>2</sub>, —NR<sup>2</sup>C(=O)R<sup>4</sup>, C<sub>1</sub>-C<sub>6</sub>alkyl, substituted or unsubstituted C<sub>3</sub>-C<sub>6</sub>cycloalkyl, substituted or unsubstituted C<sub>2</sub>-C<sub>6</sub>heterocycloalkyl, substituted or unsubstituted phenyl, or substituted or unsubstituted monocyclic heteroaryl. In some embodiments, R<sup>4</sup> is H, D, F, Cl, Br, —CN, —OR<sup>5</sup>, —CO<sub>2</sub>R<sup>5</sup>, —N(R<sup>5</sup>)<sub>2</sub>, —NR<sup>2</sup>C(=O)R<sup>4</sup>, —CH<sub>3</sub>, —CH<sub>2</sub>CH<sub>3</sub>, —CH(CH<sub>3</sub>)<sub>2</sub>, —C(CH<sub>3</sub>)<sub>3</sub>, cyclopropyl, cyclobutyl, cyclopentyl, cyclohexyl, substituted or unsubstituted monocyclic C<sub>2</sub>-C<sub>6</sub>heterocycloalkyl, substituted or unsubstituted phenyl, or substituted or unsubstituted monocyclic heteroaryl. In some embodiments, R<sup>4</sup> is H, D, F, Cl, Br, —CN, —OR<sup>5</sup>, —CO<sub>2</sub>R<sup>5</sup>, —CH<sub>3</sub>, —CH<sub>2</sub>CH<sub>3</sub>, —CH(CH<sub>3</sub>)<sub>2</sub>, —C(CH<sub>3</sub>)<sub>3</sub>, cyclopropyl, cyclobutyl, cyclopentyl, cyclohexyl, substituted or unsubstituted phenyl, or substituted or unsubstituted monocyclic heteroaryl. In some embodiments, R<sup>4</sup> is H, D, F, Cl, Br, —CN, —OR<sup>5</sup>, —CO<sub>2</sub>R<sup>5</sup>, —CH<sub>3</sub>, —CH<sub>2</sub>CH<sub>3</sub>, —CH(CH<sub>3</sub>)<sub>2</sub>, or —C(CH<sub>3</sub>)<sub>3</sub>. In some embodiments, R<sup>4</sup> is H.

**[0190]** In some embodiments, the compound of Formula (I) has the following structure of Formula (II):

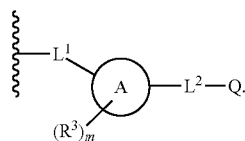


Formula (II)

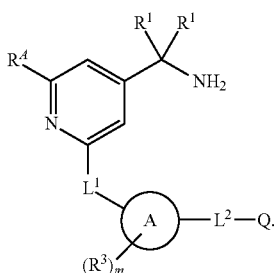
**[0191]** In some embodiments, R<sup>B</sup> is H, D, F, Cl, Br, I, —CN, —OR<sup>5</sup>, —SR<sup>5</sup>, —S(=O)R<sup>4</sup>, —S(=O)<sub>2</sub>R<sup>4</sup>, —S(=O)<sub>2</sub>N(R<sup>5</sup>)<sub>2</sub>, —NR<sup>5</sup>S(=O)<sub>2</sub>R<sup>4</sup>, —C(=O)R<sup>4</sup>, —OC(=O)R<sup>4</sup>, —CO<sub>2</sub>R<sup>5</sup>, —N(R<sup>5</sup>)<sub>2</sub>, —NR<sup>2</sup>C(=O)R<sup>4</sup>, C<sub>1</sub>-C<sub>6</sub>alkyl, C<sub>1</sub>-C<sub>6</sub>fluoroalkyl, C<sub>1</sub>-C<sub>6</sub>deuteroalkyl, C<sub>1</sub>-C<sub>6</sub>heteroalkyl, substituted or unsubstituted C<sub>3</sub>-C<sub>6</sub>cycloalkyl, substituted or unsubstituted monocyclic C<sub>2</sub>-C<sub>6</sub>heterocycloalkyl, substituted or unsubstituted phenyl, or substituted or unsubstituted monocyclic heteroaryl. In some embodiments, R<sup>B</sup> is H, D, F, Cl, —CN, —OR<sup>5</sup>, —SR<sup>5</sup>, —NR<sup>2</sup>S(=O)<sub>2</sub>R<sup>4</sup>, —CO<sub>2</sub>R<sup>5</sup>, —N(R<sup>5</sup>)<sub>2</sub>, —NR<sup>2</sup>C(=O)R<sup>4</sup>, C<sub>1</sub>-C<sub>6</sub>alkyl, C<sub>1</sub>-C<sub>6</sub>fluoroalkyl, substituted or unsubstituted C<sub>3</sub>-C<sub>6</sub>cycloalkyl, substituted or unsubstituted monocyclic C<sub>2</sub>-C<sub>6</sub>heterocycloalkyl, substituted or unsubstituted phenyl, or substituted or unsubstituted monocyclic heteroaryl. In some embodiments, R<sup>B</sup> is H, D, F, Cl, —CN, —OR<sup>5</sup>, —SR<sup>5</sup>, —CO<sub>2</sub>R<sup>5</sup>, —N(R<sup>5</sup>)<sub>2</sub>, —NR<sup>2</sup>C(=O)R<sup>4</sup>, C<sub>1</sub>-C<sub>4</sub>alkyl, C<sub>1</sub>-C<sub>4</sub>fluoroalkyl, substituted or unsubstituted C<sub>3</sub>-C<sub>6</sub>cycloalkyl, substituted or unsubstituted monocyclic

C<sub>2</sub>-C<sub>6</sub>heterocycloalkyl, substituted or unsubstituted phenyl, or substituted or unsubstituted monocyclic heteroaryl.

[0192] In some embodiments, or R<sup>B</sup> is



[0193] In some embodiments, the compound has the following structure of Formula (III):



Formula (III)

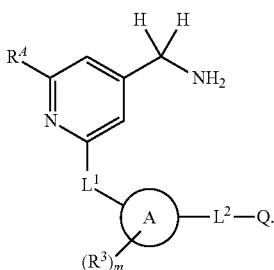
[0194] In some embodiments, L<sup>1</sup> is absent, X<sup>1</sup>, X<sup>1</sup>-C<sub>1</sub>-C<sub>4</sub>alkylene, or C<sub>1</sub>-C<sub>4</sub>alkylene. In some embodiments, L<sup>1</sup> is absent, X<sup>1</sup>, or X<sup>1</sup>-C<sub>1</sub>-C<sub>4</sub>alkylene. In some embodiments, L<sup>1</sup> is absent, or X<sup>1</sup>. In some embodiments, L<sup>1</sup> is X<sup>1</sup>. In some embodiments, L<sup>1</sup> is X<sup>1</sup>-C<sub>1</sub>-C<sub>4</sub>alkylene.

[0195] In some embodiments, each R<sup>1</sup> is H; L<sup>1</sup> is absent, X<sup>1</sup>, or X<sup>1</sup>-C<sub>1</sub>-C<sub>6</sub>alkylene.

[0196] In some embodiments, X<sup>1</sup> is —O—.

[0197] In some embodiments, L<sup>1</sup> is absent, —O—, or —O—CH<sub>2</sub>—, —C(=O)—, —C(=O)NHCH<sub>2</sub>—, —NHC(=O)—, —NHC(=O)CH<sub>2</sub>—.

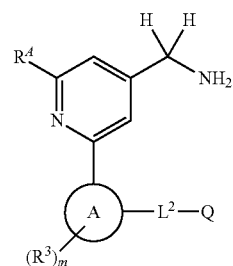
[0198] In some embodiments, the compound has the structure of Formula (IV), or a pharmaceutically acceptable salt thereof:



Formula (IV)

[0199] In some embodiments, L<sup>1</sup> is —O—, or —O—CH<sub>2</sub>—.

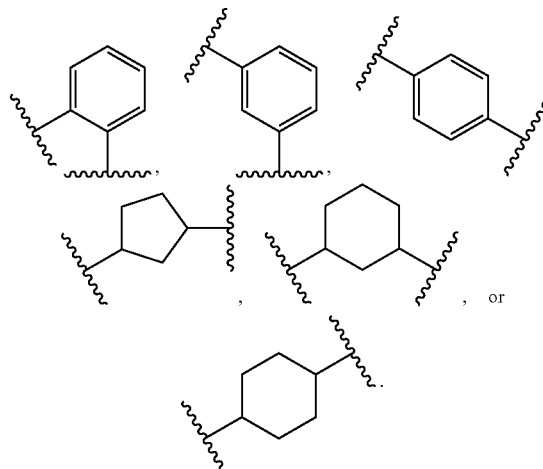
[0200] In some embodiments, the compound has the structure of Formula (V), or a pharmaceutically acceptable salt thereof:



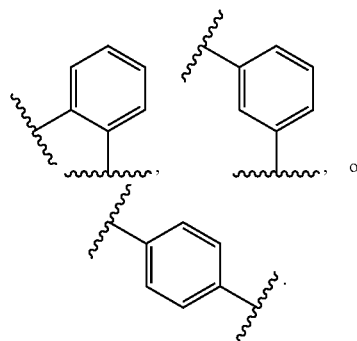
Formula (V)

[0201] In some embodiments, Ring A is monocyclic C<sub>3</sub>-C<sub>6</sub>carbocycle, bicyclic C<sub>9</sub>-C<sub>10</sub>carbocycle, monocyclic C<sub>1</sub>-C<sub>3</sub>heterocycle, bicyclic C<sub>6</sub>-C<sub>9</sub>heterocycle. In some embodiments, Ring A is monocyclic C<sub>3</sub>-C<sub>6</sub>carbocycle. In some embodiments, Ring A is phenyl, cyclopropyl, cyclobutyl, cyclopentyl, or cyclohexyl. In some embodiments, Ring A is phenyl.

[0202] In some embodiments, Ring A is



In some embodiments, Ring A is



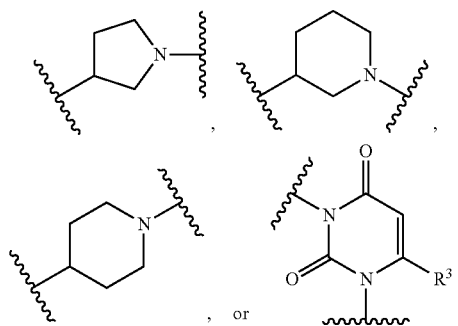
[0203] In some embodiments, Ring A is bicyclic C<sub>9</sub>-C<sub>10</sub>carbocycle. In some embodiments, Ring A is naphthyl, indanyl, indenyl, or tetrahydronaphthyl.

[0204] In some embodiments, Ring A is a monocyclic heterocycle containing 1-4 N atoms and 0 or 1 O or S atom, monocyclic heterocycle containing 0-4 N atoms and 1 O or S atoms, bicyclic heterocycle containing 1-4 N atoms and 0 or 1 O or S atoms, or bicyclic heterocycle containing 0-4 N atoms and 1 O or S atoms.

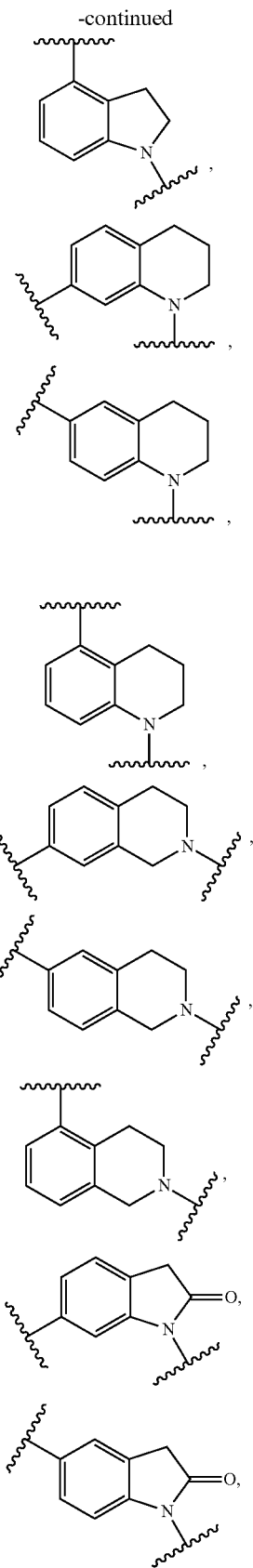
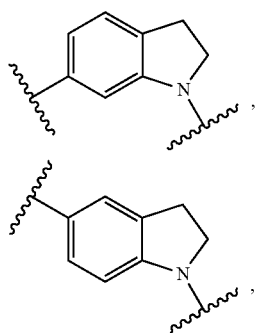
[0205] In some embodiments, Ring A is pyrrolidinyl, pyrrolidinonyl, tetrahydrofuranyl, tetrahydrofuranonyl, dihydrofuranyl, dihydrofuranonyl, tetrahydrothienyl, oxazolidinonyl, tetrahydropyranyl, dihydropyranyl, tetrahydrothiopyranyl, piperidinyl, morpholinyl, thiomorpholinyl, piperazinyl, aziridinyl, azetidiny, oxetanyl, thietanyl, homopiperidinyl, oxepanyl, thiepanyl, oxazepinyl, diazepinyl, thiazepinyl, 1,2,3,6-tetrahydropyridinyl, indolinyl, indolinonyl, 1,2,3,4-tetrahydroquinolinyl, 1,2,3,4-tetrahydroisoquinolinyl, 3,4-dihydro-2(1H)-quinolinonyl, furanyl, pyrrolyl, oxazolyl, thiazolyl, imidazolyl, pyrazolyl, triazolyl, tetrazolyl, isoxazolyl, isothiazolyl, oxadiazolyl, thiadiazolyl, pyridinyl, pyrimidinyl, pyrazinyl, pyridazinyl, triazinyl, quinolinyl, isoquinolinyl, quinazolinyl, quinoxalinyl, naphthyridinyl, indolyl, indazolyl, benzoxazolyl, benzisoxazolyl, benzofuranyl, benzothieryl, benzothiazolyl, benzimidazolyl, purinyl, cinnolinyl, phthalazinyl, pteridinyl, pyridopyrimidinyl, pyrazolopyrimidinyl, or azaindolyl.

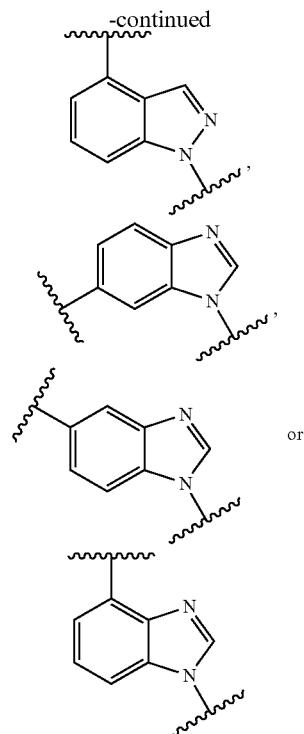
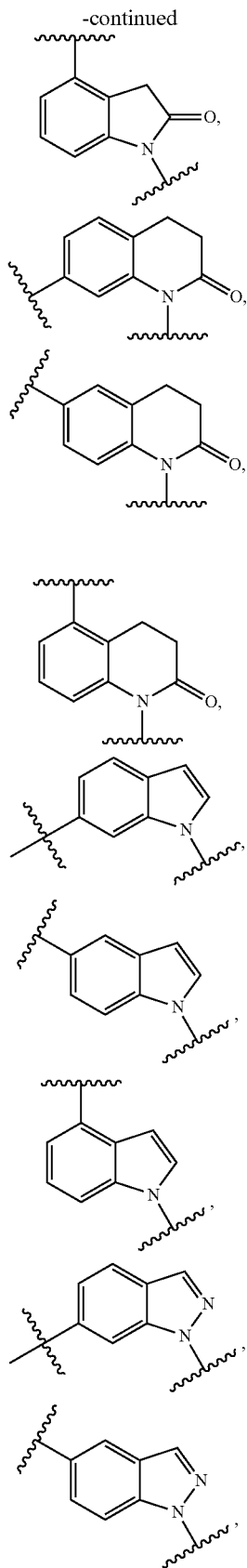
[0206] In some embodiments, Ring A is pyrrolidinyl, pyrrolidinonyl, piperidinyl, piperazinyl, indolinyl, indolinonyl, 1,2,3,4-tetrahydroquinolinyl, 1,2,3,4-tetrahydroisoquinolinyl, 3,4-dihydro-2(1H)-quinolinonyl, pyrrolyl, imidazolyl, pyrazolyl, pyridinyl, pyrimidinyl, pyrazinyl, pyridazinyl, indolyl, indazolyl, or benzimidazolyl.

[0207] In some embodiments, Ring A is



[0208] In some embodiments, Ring A is





[0209] In some embodiments,  $L^2$  is absent,  $-\text{O}-$ ,  $-\text{CH}_2-\text{O}-$ ,  $-\text{C}(=\text{O})-$ ,  $-\text{C}(=\text{O})\text{NR}^6-$ ,  $-\text{NR}^6\text{C}(=\text{O})-$ ,  $-\text{NR}^6-$ , or  $-\text{CH}_2-\text{C}(=\text{O})\text{NR}^6-$ .

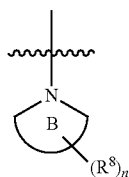
[0210] In some embodiments, Q is H, substituted or unsubstituted  $\text{C}_1$ - $\text{C}_6$ alkyl, substituted or unsubstituted  $\text{C}_1$ - $\text{C}_6$ fluoroalkyl, substituted or unsubstituted  $\text{C}_1$ - $\text{C}_6$ heteroalkyl, substituted or unsubstituted  $\text{C}_3$ - $\text{C}_6$ cycloalkyl,  $-\text{C}_1$ - $\text{C}_2$ alkylene-(substituted or unsubstituted  $\text{C}_3$ - $\text{C}_6$ cycloalkyl), substituted or unsubstituted  $\text{C}_2$ - $\text{C}_8$ heterocycloalkyl,  $-\text{C}_1$ - $\text{C}_2$ alkylene-(substituted or unsubstituted  $\text{C}_2$ - $\text{C}_8$ heterocycloalkyl), substituted or unsubstituted phenyl,  $-\text{C}_1$ - $\text{C}_2$ alkylene-(substituted or unsubstituted phenyl), substituted or unsubstituted heteroaryl, or  $-\text{C}_1$ - $\text{C}_2$ alkylene-(substituted or unsubstituted heteroaryl); wherein if Q is substituted then Q is substituted with one or more  $\text{R}^8$ ; or Q and  $\text{R}^6$  are taken together with the N atom to which they are attached to form ring B, wherein ring B is a substituted or unsubstituted monocyclic N-containing heterocycle, or a substituted or unsubstituted bicyclic N-containing heterocycle, wherein if ring B is substituted then ring B is substituted with 1-3  $\text{R}^8$ .

[0211] In some embodiments, Q is substituted or unsubstituted  $\text{C}_3$ - $\text{C}_6$ cycloalkyl,  $-\text{C}_1$ - $\text{C}_2$ alkylene-(substituted or unsubstituted  $\text{C}_3$ - $\text{C}_6$ cycloalkyl), substituted or unsubstituted  $\text{C}_2$ - $\text{C}_8$ heterocycloalkyl,  $-\text{C}_1$ - $\text{C}_2$ alkylene-(substituted or unsubstituted  $\text{C}_2$ - $\text{C}_8$ heterocycloalkyl), substituted or unsubstituted phenyl,  $-\text{C}_1$ - $\text{C}_2$ alkylene-(substituted or unsubstituted phenyl), substituted or unsubstituted heteroaryl, or  $-\text{C}_1$ - $\text{C}_2$ alkylene-(substituted or unsubstituted heteroaryl); wherein if Q is substituted then Q is substituted with one or more  $\text{R}^8$ ; or Q and  $\text{R}^6$  are taken together with the N atom to which they are attached to form ring B, wherein ring B is a substituted or unsubstituted monocyclic N-containing het-

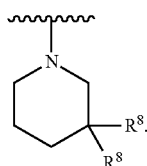




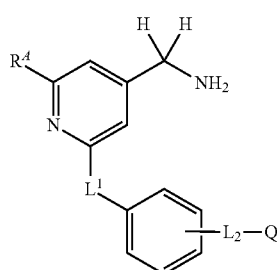
[0221] In some embodiments,



is



[0222] In some embodiments, the compound has the structure of Formula (VIII), or a pharmaceutically acceptable salt thereof:



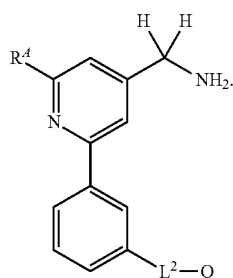
Formula (VIII)

[0223] wherein,

[0224]  $L_1$  is absent,  $-O-$  or  $-O-CH_2-$ ;

[0225]  $L^2$  is absent,  $-O-$ ,  $-CH_2-O-$ ,  $-C(=O)-$ ,  $-C(=O)NR^6-$ ,  $-NR^6-$ , or  $-CH_2-C(=O)NR^6-$ .

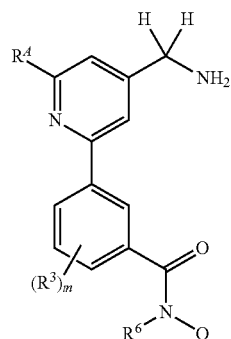
[0226] In some embodiments, the compound has the structure of Formula (IX), or a pharmaceutically acceptable salt thereof:



Formula (IX)

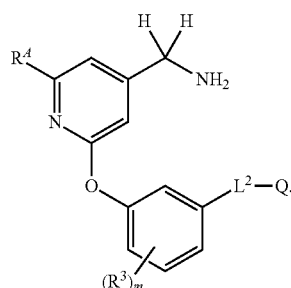
[0227] In some embodiments,  $L^2$  is absent,  $-O-$ ,  $-C(=O)NR^6-$ , or  $-CH_2-C(=O)NR^6-$ .

[0228] In some embodiments, the compound has the structure of Formula (X), or a pharmaceutically acceptable salt thereof:



Formula (X)

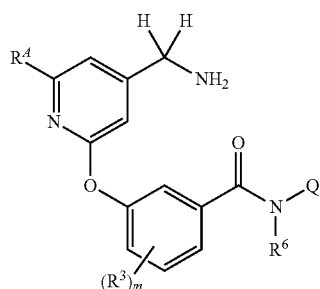
[0229] In some embodiments, the compound has the structure of Formula (XI), or a pharmaceutically acceptable salt thereof:



Formula (XI)

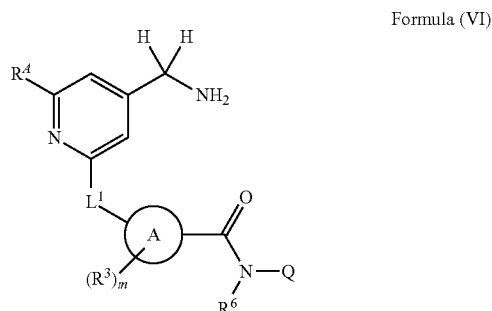
[0230] In some embodiments,  $L^2$  is absent,  $-O-$ ,  $-C(=O)NR^6-$ , or  $-CH_2-C(=O)NR^6-$ .

[0231] In some embodiments, the compound has the structure of Formula (XII), or a pharmaceutically acceptable salt thereof:



Formula (XII)

[0232] In one aspect, described herein is a compound of Formula (VI), or a pharmaceutically acceptable salt thereof:



[0233] wherein,

[0234] each  $R^1$  is independently H, D, or F;

[0235]  $R^4$  is H, D, halogen,  $-\text{CN}$ ,  $-\text{OR}^5$ ,  $-\text{SR}^5$ ,  $-\text{S}(=\text{O})\text{R}^4$ ,  $-\text{S}(=\text{O})_2\text{R}^4$ ,  $-\text{S}(=\text{O})_2\text{N}(\text{R}^5)_2$ ,  $-\text{NR}^2\text{S}(=\text{O})_2\text{R}^4$ ,  $-\text{C}(=\text{O})\text{R}^4$ ,  $-\text{OC}(=\text{O})\text{R}^4$ ,  $-\text{CO}_2\text{R}^5$ ,  $-\text{OCO}_2\text{R}^5$ ,  $-\text{N}(\text{R}^5)_2$ ,  $-\text{OC}(=\text{O})\text{N}(\text{R}^5)_2$ ,  $-\text{NR}^2\text{C}(=\text{O})\text{R}^4$ ,  $-\text{NR}^2\text{C}(=\text{O})\text{OR}^5$ ,  $\text{C}_1\text{-C}_6\text{alkyl}$ ,  $\text{C}_1\text{-C}_6\text{deuteroalkyl}$ ,  $\text{C}_1\text{-C}_6\text{heteroalkyl}$ , substituted or unsubstituted  $\text{C}_3\text{-C}_{10}\text{cycloalkyl}$ , substituted or unsubstituted  $\text{C}_2\text{-C}_{10}\text{heterocycloalkyl}$ , substituted or unsubstituted aryl, or substituted or unsubstituted heteroaryl;

[0236]  $L^1$  is absent,  $\text{X}^1$ ,  $\text{X}^1\text{-C}_1\text{-C}_6\text{alkylene}$ , or  $\text{C}_1\text{-C}_6\text{alkylene}$ ;

[0237]  $\text{X}^1$  is  $-\text{O}-$ ,  $-\text{S}-$ ,  $-\text{S}(=\text{O})-$ ,  $-\text{S}(=\text{O})_2-$ ,  $-\text{C}(=\text{O})-$ ,  $-\text{C}(=\text{O})\text{O}-$ ,  $-\text{C}(=\text{O})\text{NR}^2-$ ,  $-\text{NR}^2\text{C}(=\text{O})-$ , or  $-\text{NR}^2-$ ;

[0238]  $\text{R}^2$  is H, substituted or unsubstituted  $\text{C}_1\text{-C}_6\text{alkyl}$ ,  $\text{C}_1\text{-C}_6\text{fluoroalkyl}$ , or  $\text{C}_1\text{-C}_6\text{deuteroalkyl}$ ;

[0239] each  $\text{R}^3$  is independently H, D, halogen,  $-\text{CN}$ ,  $-\text{OR}^5$ ,  $-\text{SR}^5$ ,  $-\text{S}(=\text{O})\text{R}^4$ ,  $-\text{S}(=\text{O})_2\text{R}^4$ ,  $-\text{S}(=\text{O})_2\text{N}(\text{R}^5)_2$ ,  $-\text{NR}^2\text{S}(=\text{O})_2\text{R}^4$ ,  $-\text{C}(=\text{O})\text{R}^4$ ,  $-\text{OC}(=\text{O})\text{R}^4$ ,  $-\text{CO}_2\text{R}^5$ ,  $-\text{OCO}_2\text{R}^4$ ,  $-\text{N}(\text{R}^5)_2$ ,  $-\text{OC}(=\text{O})\text{N}(\text{R}^5)_2$ ,  $-\text{NR}^2\text{C}(=\text{O})\text{R}^4$ ,  $-\text{NR}^2\text{C}(=\text{O})\text{OR}^4$ ,  $\text{C}_1\text{-C}_6\text{alkyl}$ ,  $\text{C}_1\text{-C}_6\text{fluoroalkyl}$ ,  $\text{C}_1\text{-C}_6\text{deuteroalkyl}$ ,  $\text{C}_1\text{-C}_6\text{heteroalkyl}$ , substituted or unsubstituted  $\text{C}_3\text{-C}_{10}\text{cycloalkyl}$ , substituted or unsubstituted  $\text{C}_2\text{-C}_{10}\text{heterocycloalkyl}$ , substituted or unsubstituted aryl, or substituted or unsubstituted heteroaryl;

[0240]  $m$  is 0, 1, or 2;

[0241] each  $\text{R}^4$  is independently selected from  $\text{C}_1\text{-C}_6\text{alkyl}$ ,  $\text{C}_1\text{-C}_6\text{fluoroalkyl}$ ,  $\text{C}_1\text{-C}_6\text{deuteroalkyl}$ ,  $\text{C}_1\text{-C}_6\text{heteroalkyl}$ , substituted or unsubstituted  $\text{C}_3\text{-C}_{10}\text{cycloalkyl}$ , substituted or unsubstituted  $\text{C}_2\text{-C}_{10}\text{heterocycloalkyl}$ , substituted or unsubstituted aryl, and substituted or unsubstituted heteroaryl;

[0242] each  $\text{R}^5$  is independently selected from H,  $\text{C}_1\text{-C}_6\text{alkyl}$ ,  $\text{C}_1\text{-C}_6\text{fluoroalkyl}$ ,  $\text{C}_1\text{-C}_6\text{deuteroalkyl}$ ,  $\text{C}_1\text{-C}_6\text{heteroalkyl}$ , substituted or unsubstituted  $\text{C}_3\text{-C}_{10}\text{cycloalkyl}$ , substituted or unsubstituted  $\text{C}_2\text{-C}_{10}\text{heterocycloalkyl}$ , substituted or unsubstituted aryl, substituted or unsubstituted heteroaryl,  $-\text{C}_1\text{-C}_4\text{alkylene}$ -(substituted or unsubstituted  $\text{C}_3\text{-C}_8\text{cycloalkyl}$ ), substituted or unsubstituted  $\text{C}_2\text{-C}_8\text{heterocycloalkyl}$ ,  $-\text{C}_1\text{-C}_4\text{alkylene}$ -(substituted or unsubstituted  $\text{C}_2\text{-C}_8\text{heterocycloalkyl}$ ), substituted or unsubstituted aryl,  $-\text{C}_1\text{-C}_4\text{alkylene}$ -(substituted or unsubstituted het-

eroaryl, and  $-\text{C}_1\text{-C}_4\text{alkylene}$ -(substituted or unsubstituted heteroaryl); or two  $\text{R}^5$  on the same N atom are taken together with the N atom to which they are attached to a substituted or unsubstituted N-containing heterocycle;

[0243] Ring A is monocyclic carbocycle, bicyclic carbocycle, monocyclic heterocycle, or bicyclic heterocycle;

[0244]  $\text{R}^6$  is H,  $\text{C}_1\text{-C}_6\text{alkyl}$ ,  $\text{C}_1\text{-C}_6\text{fluoroalkyl}$ , or  $\text{C}_1\text{-C}_6\text{deuteroalkyl}$ ;

[0245] Q is substituted or unsubstituted  $\text{C}_1\text{-C}_6\text{alkyl}$ , substituted or unsubstituted  $\text{C}_1\text{-C}_6\text{fluoroalkyl}$ , substituted or unsubstituted  $\text{C}_1\text{-C}_6\text{heteroalkyl}$ , substituted or unsubstituted  $\text{C}_3\text{-C}_8\text{cycloalkyl}$ ,  $-\text{C}_1\text{-C}_4\text{alkylene}$ -(substituted or unsubstituted  $\text{C}_3\text{-C}_8\text{cycloalkyl}$ ), substituted or unsubstituted  $\text{C}_2\text{-C}_8\text{heterocycloalkyl}$ ,  $-\text{C}_1\text{-C}_4\text{alkylene}$ -(substituted or unsubstituted  $\text{C}_2\text{-C}_8\text{heterocycloalkyl}$ ), substituted or unsubstituted aryl,  $-\text{C}_1\text{-C}_4\text{alkylene}$ -(substituted or unsubstituted aryl), substituted or unsubstituted heteroaryl, or  $-\text{C}_1\text{-C}_4\text{alkylene}$ -(substituted or unsubstituted heteroaryl); wherein if Q is substituted then Q is substituted with one or more  $\text{R}^8$ ;

[0246] or Q and  $\text{R}^6$  are taken together with the N atom to which they are attached to form ring B, wherein ring B is a substituted or unsubstituted N-containing heterocycle, wherein if ring B is substituted then ring B is substituted with 1-3  $\text{R}^8$ ;

[0247] each  $\text{R}^8$  is independently D, halogen, CN,  $-\text{OR}^5$ ,  $-\text{SR}^5$ ,  $-\text{S}(=\text{O})\text{R}^4$ ,  $-\text{S}(=\text{O})_2\text{R}^4$ ,  $-\text{S}(=\text{O})_2\text{N}(\text{R}^5)_2$ ,  $\text{NR}^5\text{S}(=\text{O})_2\text{R}^4$ ,  $\text{C}(=\text{O})\text{R}^4$ ,  $\text{OC}(=\text{O})\text{R}^4$ ,  $\text{CO}_2\text{R}^5$ ,  $\text{OCO}_2\text{R}^4$ ,  $\text{N}(\text{R}^4)_2$ ,  $\text{OC}(=\text{O})\text{N}(\text{R}^5)_2$ ,  $-\text{NHC}(=\text{O})\text{R}^4$ ,  $-\text{NHC}(=\text{O})\text{OR}^4$ ,  $\text{C}_1\text{-C}_6\text{alkyl}$ ,  $\text{C}_1\text{-C}_6\text{fluoroalkyl}$ ,  $\text{C}_1\text{-C}_6\text{deuteroalkyl}$ ,  $\text{C}_1\text{-C}_6\text{heteroalkyl}$ , substituted or unsubstituted  $\text{C}_3\text{-C}_{10}\text{cycloalkyl}$ , substituted or unsubstituted  $\text{C}_2\text{-C}_{10}\text{heterocycloalkyl}$ , substituted or unsubstituted aryl, or substituted or unsubstituted heteroaryl;

[0248] or two  $\text{R}^8$  groups attached to the same carbon atom are taken together with carbon atom to which they are attached to form either a substituted or unsubstituted carbocycle or substituted or unsubstituted heterocycle.

[0249] In some embodiments,  $\text{R}^4$  is H, D, F, Cl, Br,  $-\text{CN}$ ,  $-\text{OR}^5$ ,  $-\text{SR}^5$ ,  $-\text{S}(=\text{O})\text{R}^4$ ,  $-\text{S}(=\text{O})_2\text{R}^4$ ,  $-\text{S}(=\text{O})_2\text{N}(\text{R}^5)_2$ ,  $-\text{NR}^2\text{S}(=\text{O})_2\text{R}^4$ ,  $-\text{CO}_2\text{R}^5$ ,  $-\text{N}(\text{R}^5)_2$ ,  $-\text{NR}^2\text{C}(=\text{O})\text{R}^4$ ,  $\text{C}_1\text{-C}_6\text{alkyl}$ , substituted or unsubstituted  $\text{C}_3\text{-C}_6\text{cycloalkyl}$ , substituted or unsubstituted  $\text{C}_2\text{-C}_6\text{heterocycloalkyl}$ , substituted or unsubstituted phenyl, or substituted or unsubstituted monocyclic heteroaryl. In some embodiments,  $\text{R}^4$  is H, D, F, Cl, Br,  $-\text{CN}$ ,  $-\text{OR}^5$ ,  $-\text{CO}_2\text{R}^5$ ,  $-\text{N}(\text{R}^5)_2$ ,  $-\text{NR}^2\text{C}(=\text{O})\text{R}^4$ ,  $-\text{CH}_3$ ,  $-\text{CH}_2\text{CH}_3$ ,  $-\text{CH}(\text{CH}_3)_2$ ,  $-\text{C}(\text{CH}_3)_3$ , cyclopropyl, cyclobutyl, cyclopentyl, cyclohexyl, substituted or unsubstituted monocyclic  $\text{C}_2\text{-C}_6\text{heterocycloalkyl}$ , substituted or unsubstituted phenyl, or substituted or unsubstituted monocyclic heteroaryl. In some embodiments,  $\text{R}^4$  is H, D, F, Cl, Br,  $-\text{CN}$ ,  $-\text{OR}^5$ ,  $-\text{N}(\text{R}^5)_2$ ,  $-\text{NR}^2\text{C}(=\text{O})\text{R}^4$ ,  $-\text{CH}_3$ ,  $-\text{CH}_2\text{CH}_3$ ,  $-\text{CH}(\text{CH}_3)_2$ , or  $-\text{C}(\text{CH}_3)_3$ . In some embodiments,  $\text{R}^4$  is H.

[0250] In some embodiments,  $\text{R}^1$  is H.

[0251] In some embodiments, each  $\text{R}^1$  is H;  $L^1$  is absent,  $\text{X}^1$ , or  $\text{X}^1\text{-C}_1\text{-C}_6\text{alkylene}$ .

[0252] In some embodiments,  $\text{X}^1$  is  $-\text{O}-$ .

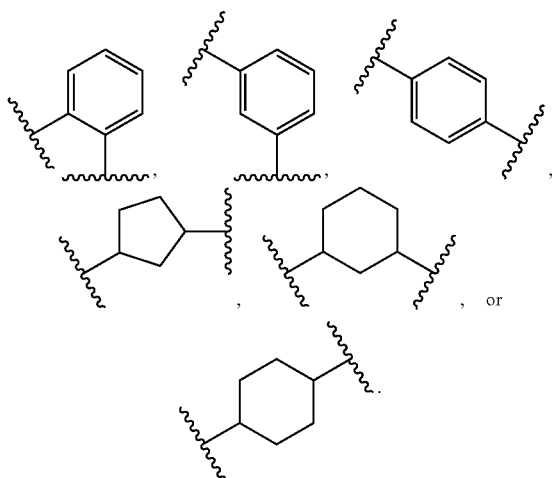
[0253] In some embodiments,  $L^1$  is absent,  $-\text{O}-$ , or  $-\text{O}-\text{CH}_2-$ ,  $-\text{C}(=\text{O})-$ ,  $-\text{C}(=\text{O})\text{NHCH}_2-$ ,  $-\text{NHC}(=\text{O})-$ ,  $-\text{NHC}(=\text{O})\text{CH}_2-$ .

[0254] In some embodiments,  $L^1$  is  $-\text{O}-$ , or  $-\text{O}-\text{CH}_2-$ .

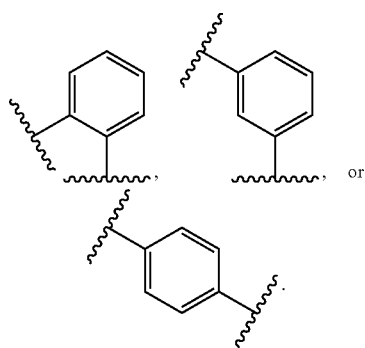
[0255] In some embodiments, Ring A is monocyclic  $\text{C}_3$ - $\text{C}_6$ carbocycle, bicyclic  $\text{C}_5$ - $\text{C}_{12}$ carbocycle, monocyclic  $\text{C}_1$ - $\text{C}_5$ heterocycle, bicyclic  $\text{C}_5$ - $\text{C}_{10}$ heterocycle.

[0256] In some embodiments, Ring A is monocyclic  $\text{C}_3$ - $\text{C}_6$ carbocycle, bicyclic  $\text{C}_9$ - $\text{C}_{10}$ carbocycle, monocyclic  $\text{C}_1$ - $\text{C}_8$ heterocycle, bicyclic  $\text{C}_6$ - $\text{C}_9$ heterocycle.

[0257] In some embodiments, Ring A is monocyclic  $\text{C}_3$ - $\text{C}_6$ carbocycle. In some embodiments, Ring A is phenyl, cyclopropyl, cyclobutyl, cyclopentyl, or cyclohexyl. In some embodiments, Ring A is phenyl. In some embodiments, Ring A is



In some embodiments, Ring A is



[0258] In some embodiments, Ring A is a bicyclic  $\text{C}_5$ - $\text{C}_{12}$ carbocycle. In some embodiments, Ring A is a bicyclic  $\text{C}_5$ - $\text{C}_{12}$ carbocycle that is a fused  $\text{C}_5$ - $\text{C}_{12}$ carbocycle, bridged  $\text{C}_5$ - $\text{C}_{12}$ carbocycle, or spirocyclic  $\text{C}_5$ - $\text{C}_{12}$ carbocycle.

[0259] In some embodiments, Ring A is bicyclic  $\text{C}_9$ - $\text{C}_{10}$ carbocycle. In some embodiments, Ring A is naphthyl, indenyl, or tetrahydronaphthyl.

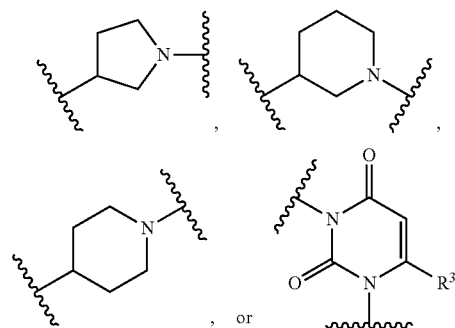
[0260] In some embodiments, Ring A is a monocyclic heterocycle containing 1-4 N atoms and 0 or 1 O or S atom,

monocyclic heterocycle containing 0-4 N atoms and 1 O or S atoms, bicyclic heterocycle containing 1-4 N atoms and 0 or 1 O or S atoms, or bicyclic heterocycle containing 0-4 N atoms and 1 O or S atoms.

[0261] In some embodiments, Ring A is pyrrolidinyl, pyrrolidinonyl, tetrahydrofuranyl, tetrahydrofuranonyl, dihydrofuranyl, dihydrofuranonyl, tetrahydrothienyl, oxazolidinonyl, tetrahydropyranyl, dihydropyranyl, tetrahydrothiopyranyl, piperidinyl, morpholinyl, thiomorpholinyl, piperazinyl, aziridinyl, azetidiny, oxetanyl, thietanyl, homopiperidinyl, oxepanyl, thiepanyl, oxazepinyl, diazepinyl, thiazepinyl, 1,2,3,6-tetrahydropyridinyl, indolinyl, indolinonyl, 1,2,3,4-tetrahydroquinolinyl, 1,2,3,4-tetrahydroisoquinolinyl, 3,4-dihydro-2(1H)-quinolinonyl, furanyl, pyrrolyl, oxazolyl, thiazolyl, imidazolyl, pyrazolyl, triazolyl, tetrazolyl, isoxazolyl, isothiazolyl, oxadiazolyl, thiadiazolyl, pyridinyl, pyrimidinyl, pyrazinyl, pyridazinyl, triazinyl, quinolinyl, isoquinolinyl, quinazolinyl, quinoxalinyl, naphthyridinyl, indolyl, indazolyl, benzoxazolyl, benzisoxazolyl, benzofuranyl, benzothienyl, benzothiazolyl, benzimidazolyl, purinyl, cinnolinyl, phthalazinyl, pteridinyl, pyridopyrimidinyl, pyrazolopyrimidinyl, or azaindolyl.

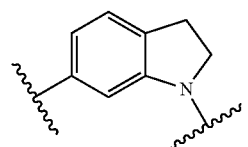
[0262] In some embodiments, Ring A is pyrrolidinyl, pyrrolidinonyl, piperidinyl, piperazinyl, indolinyl, indolinonyl, 1,2,3,4-tetrahydroquinolinyl, 1,2,3,4-tetrahydroisoquinolinyl, 3,4-dihydro-2(1H)-quinolinonyl, pyrrolyl, imidazolyl, pyrazolyl, pyridinyl, pyrimidinyl, pyrazinyl, pyridazinyl, indolyl, indazolyl, or benzimidazolyl.

[0263] In some embodiments, Ring A is

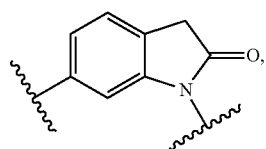
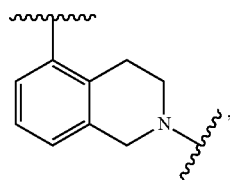
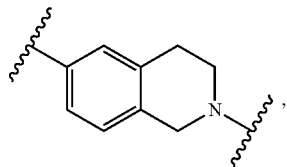
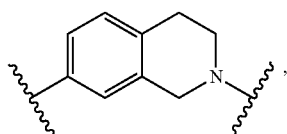
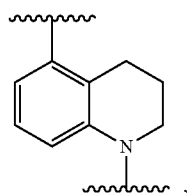
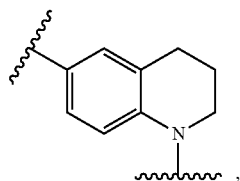
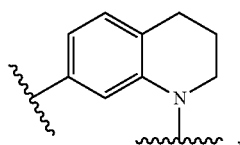
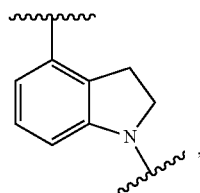
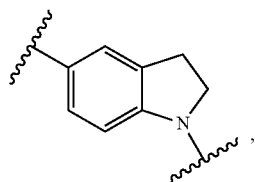


[0264] In some embodiments, Ring A is a bicyclic  $\text{C}_5$ - $\text{C}_{10}$ heterocycle containing 1-4 N atoms and 0 or 1 O or S atoms, or bicyclic heterocycle containing 0-4 N atoms and 1 O or S atoms that is a fused bicyclic  $\text{C}_5$ - $\text{C}_{10}$ heterocycle, bridged bicyclic  $\text{C}_5$ - $\text{C}_{10}$  heterocycle, or spiro bicyclic  $\text{C}_5$ - $\text{C}_{10}$ heterocycle.

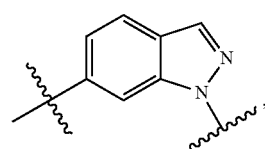
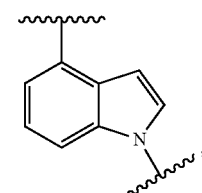
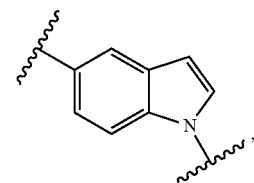
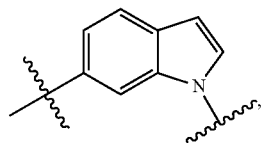
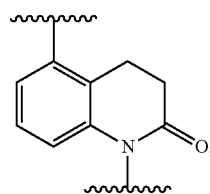
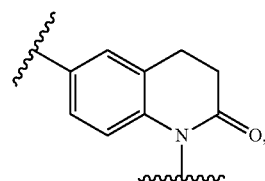
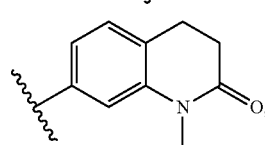
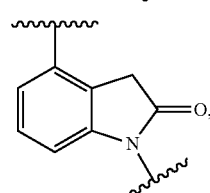
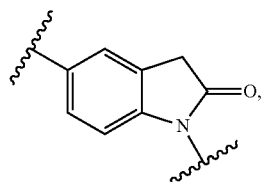
[0265] In some embodiments, Ring A is



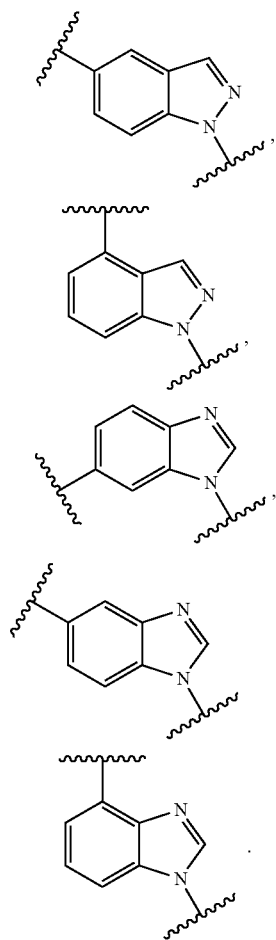
-continued



-continued

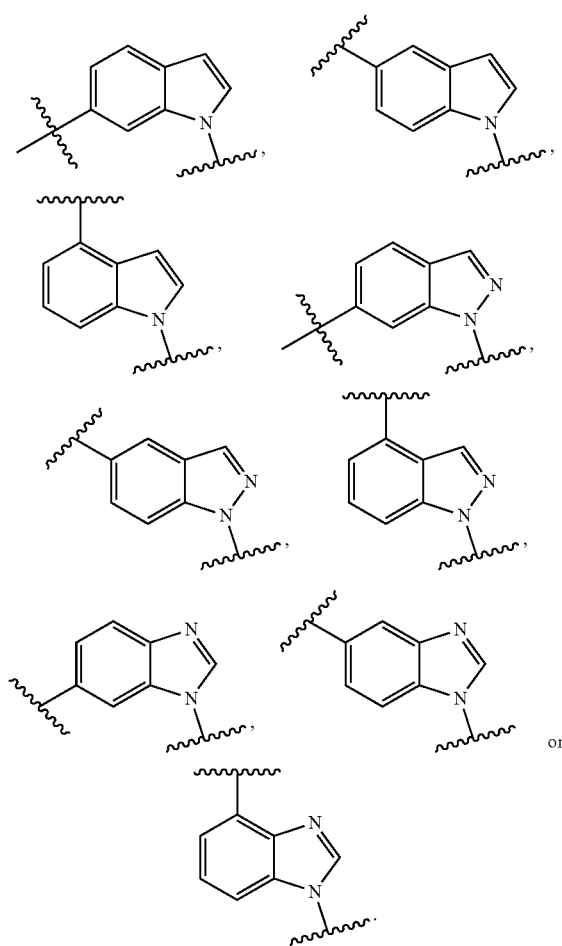


-continued



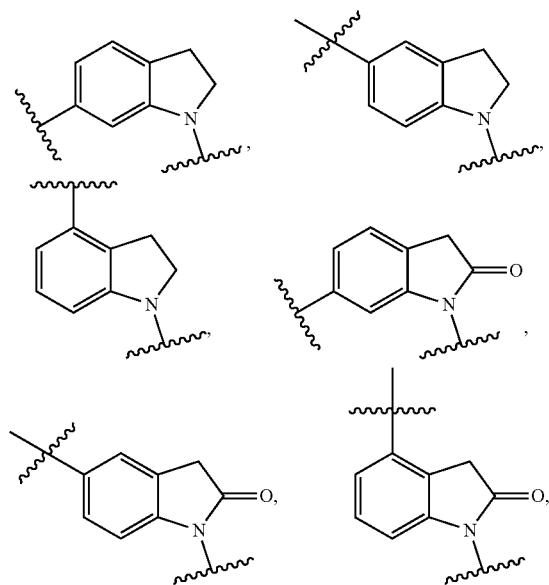
or

-continued

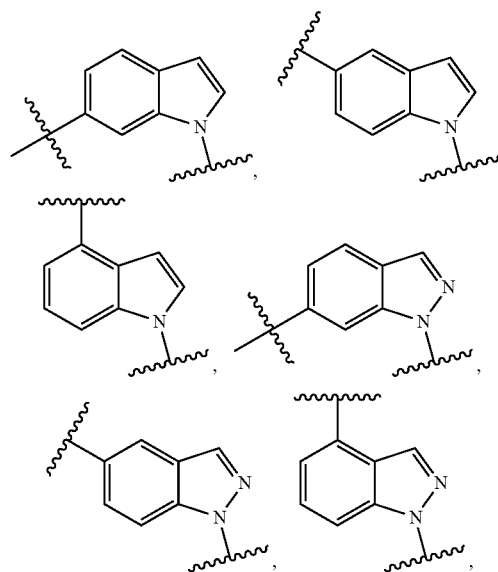


or

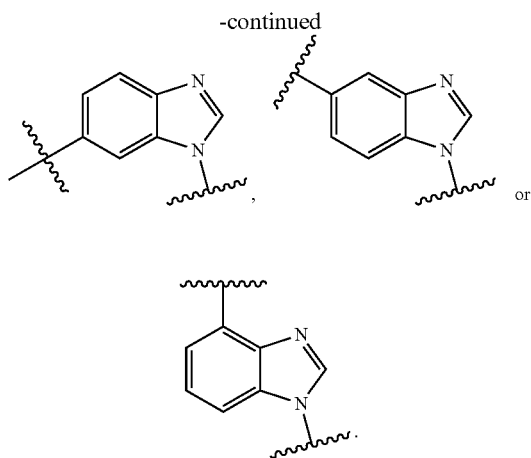
[0266] In some embodiments, Ring A is



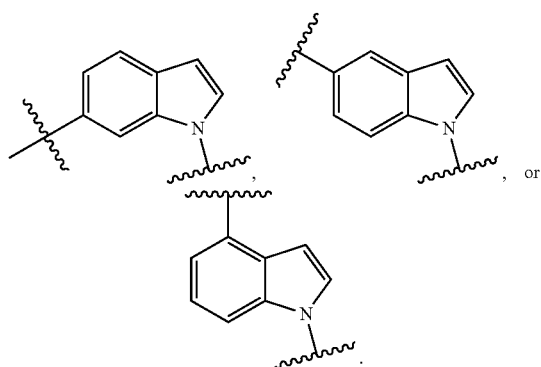
In some embodiments, Ring A is



-continued



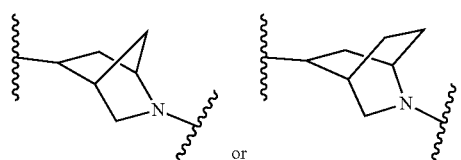
In some embodiments, Ring A is



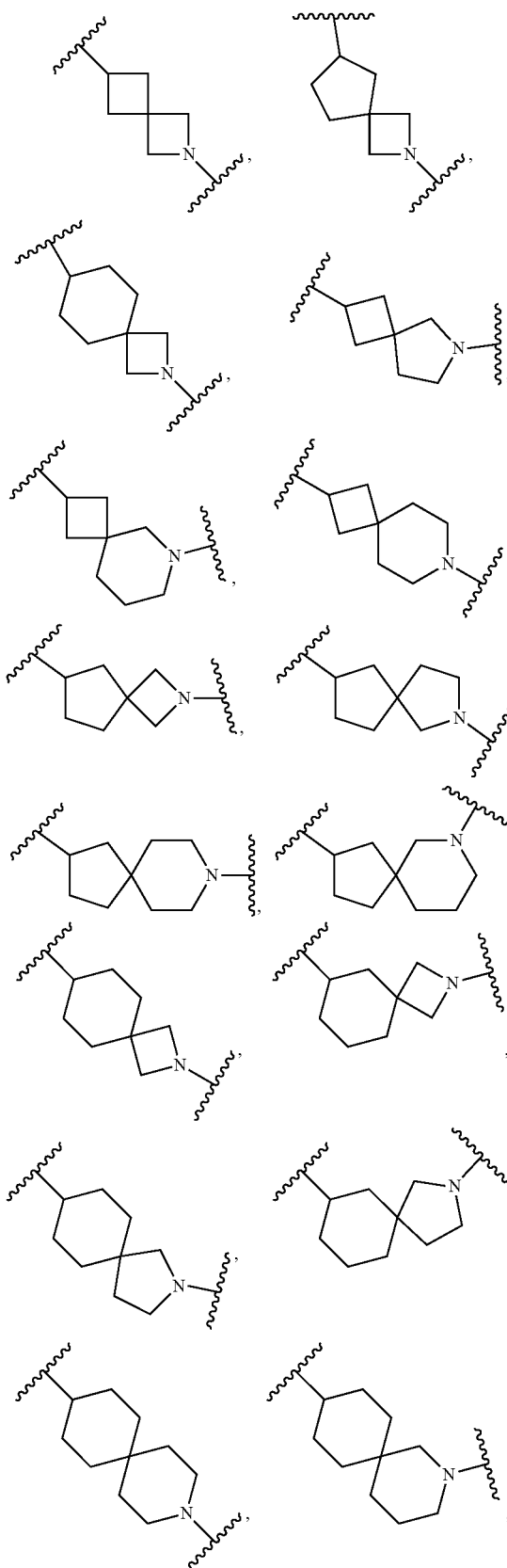
**[0267]** In some embodiments, Ring A is a bicyclic heterocycle containing 1-4 N atoms and 0 or 1 O or S atoms, or bicyclic heterocycle containing 0-4 N atoms and 1 O or S atoms.

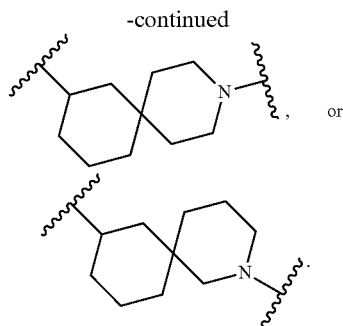
**[0268]** In some embodiments, Ring A is a bicyclic  $C_5$ - $C_{10}$ heterocycloalkyl containing 1-4 N atoms and 0 or 1 O or S atoms, or bicyclic heterocycle containing 0-4 N atoms and 1 O or S atoms that is a fused bicyclic  $C_5$ - $C_{10}$ heterocycloalkyl, bridged bicyclic  $C_5$ - $C_{10}$ heterocycloalkyl, or spiro bicyclic  $C_5$ - $C_{10}$ heterocycloalkyl.

**[0269]** In some embodiments, Ring A is a bridged bicyclic  $C_5$ - $C_{10}$ heterocycloalkyl that is



**[0270]** In some embodiments, Ring A is spiro bicyclic  $C_5$ - $C_{10}$ heterocycloalkyl that is



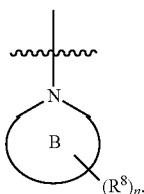


[0271] In some embodiments, Q is substituted or unsubstituted  $C_3$ - $C_6$ cycloalkyl,  $-C_1$ - $C_2$ alkylene-(substituted or unsubstituted  $C_3$ - $C_6$ cycloalkyl), substituted or unsubstituted  $C_2$ - $C_8$ heterocycloalkyl,  $-C_1$ - $C_2$ alkylene-(substituted or unsubstituted  $C_2$ - $C_8$ heterocycloalkyl), substituted or unsubstituted phenyl,  $-C_1$ - $C_2$ alkylene-(substituted or unsubstituted phenyl), substituted or unsubstituted heteroaryl, or  $-C_1$ - $C_2$ alkylene-(substituted or unsubstituted heteroaryl); wherein if Q is substituted then Q is substituted with one or more  $R^8$ ; or Q and  $R^6$  are taken together with the N atom to which they are attached to form ring B, wherein ring B is a substituted or unsubstituted monocyclic N-containing heterocycle, or a substituted or unsubstituted bicyclic N-containing heterocycle, wherein if ring B is substituted then ring B is substituted with 1-3  $R^8$ .

[0272] In some embodiments, Q and  $R^6$  are taken together with the N atom to which they are attached to form a ring B, wherein ring B is a substituted or unsubstituted monocyclic N-containing heterocycle, or a substituted or unsubstituted bicyclic N-containing heterocycle, wherein if ring B is substituted then ring B is substituted with 1-3  $R^8$ .

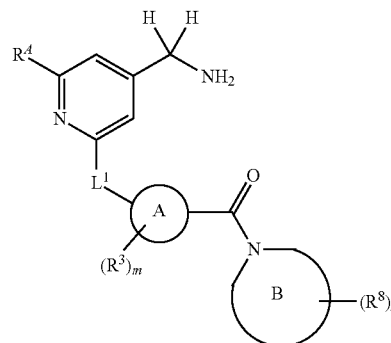
[0273] In some embodiments, Q and  $R^6$  are taken together with the N atom to which they are attached to form a ring B, wherein ring B is a substituted or unsubstituted aziridinyl, substituted or unsubstituted azetidiny, substituted or unsubstituted pyrrolidinyl, substituted or unsubstituted pyrrolidinonyl, substituted or unsubstituted piperidinyl, substituted or unsubstituted piperidinonyl, substituted or unsubstituted morpholinyl, substituted or unsubstituted thiomorpholinyl, substituted or unsubstituted piperazinyl, substituted or unsubstituted piperazinonyl, substituted or unsubstituted indolinyl, substituted or unsubstituted indolinonyl, substituted or unsubstituted 1,2,3,4-tetrahydroquinolinyl, substituted or unsubstituted 1,2,3,4-tetrahydroisoquinolinyl, substituted or unsubstituted 3,4-dihydro-2(1H)-quinolinonyl, wherein if ring B is substituted then ring B is substituted with 1-3  $R^8$ .

[0274] In some embodiments,  $-NR^6Q$  is



[0275] In some embodiments, the compound has the structure of Formula (VII), or a pharmaceutically acceptable salt thereof:

Formula (VII)

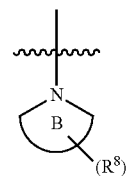


[0276] wherein,

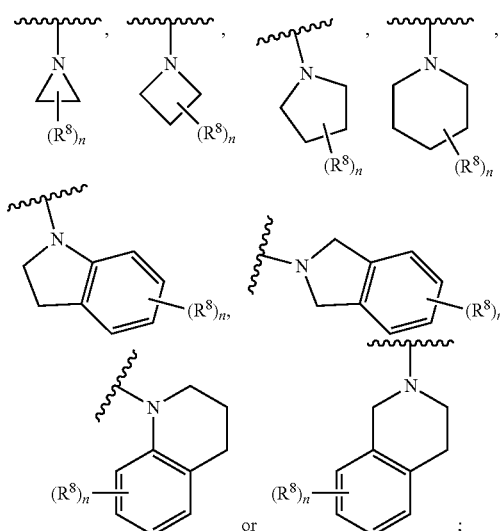
[0277] ring B is a monocyclic N-containing heterocycle or a bicyclic N-containing heterocycle;

[0278] n is 0, 1, 2, or 3.

[0279] In some embodiments,

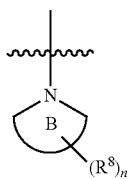


is

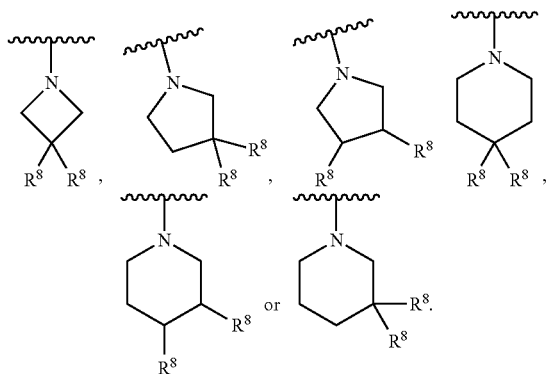


n is 0, 1, or 2.

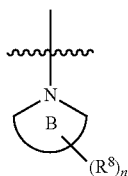
[0280] In some embodiments,



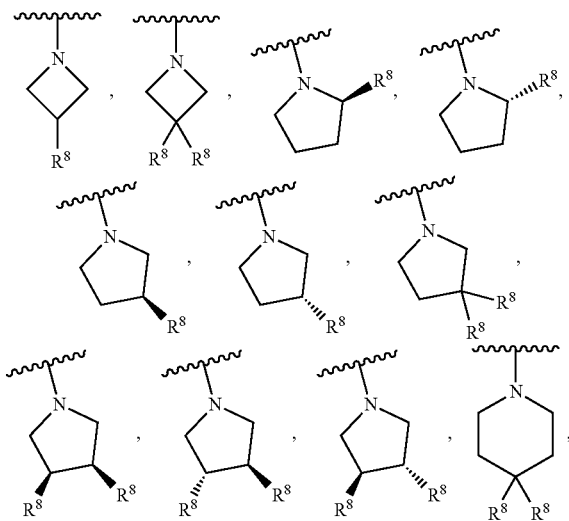
is



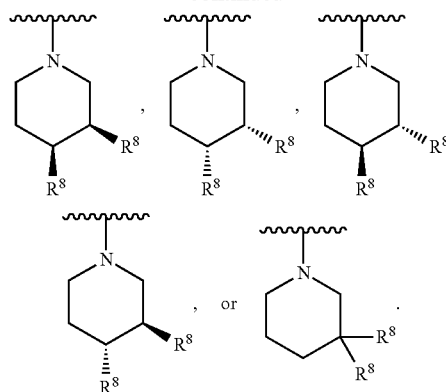
[0281] In some embodiments,



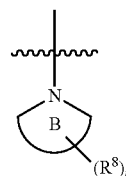
is



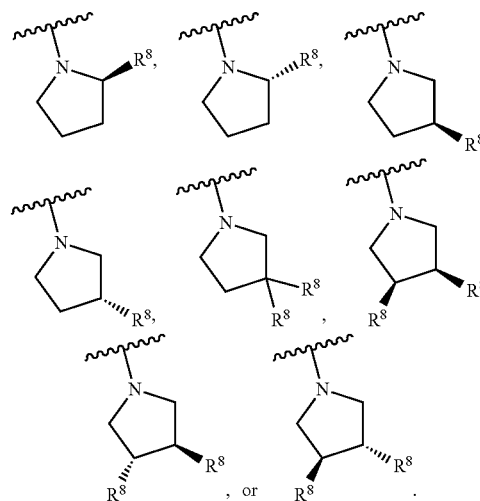
-continued



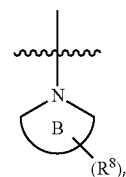
In some embodiments,



is

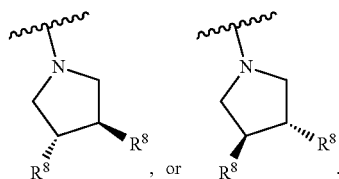


In some embodiments,

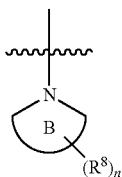




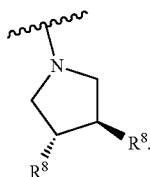
is



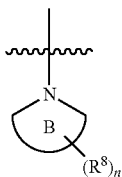
In some embodiments,



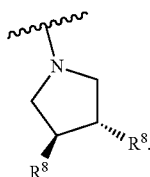
is



In some embodiments,



is



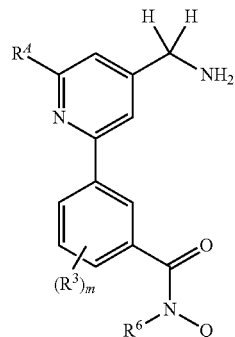
**[0282]** In some embodiments, each  $R^8$  is independently D, F, Cl, CN,  $-\text{OH}$ ,  $-\text{OCH}_3$ ,  $-\text{OCH}_2\text{CH}_3$ ,  $-\text{S}(=\text{O})_2\text{CH}_3$ ,  $-\text{S}(=\text{O})_2\text{NH}_2$ ,  $-\text{S}(=\text{O})_2\text{N}(\text{CH}_3)_2$ ,  $-\text{C}(=\text{O})\text{CH}_3$ ,  $\text{OC}(=\text{O})\text{CH}_3$ ,  $-\text{CO}_2\text{H}$ ,  $-\text{CO}_2\text{CH}_3$ ,  $-\text{CO}_2\text{CH}_2\text{CH}_3$ ,  $-\text{CO}_2\text{CH}(\text{CH}_3)_2$ ,  $-\text{CO}_2\text{C}(\text{CH}_3)_3$ ,  $-\text{NH}_2$ ,  $-\text{N}(\text{CH}_3)_2$ ,  $-\text{CH}_3$ ,  $-\text{CH}_2\text{CH}_3$ ,  $-\text{C}\equiv\text{CH}$ ,  $-\text{CF}_3$ ,  $-\text{CH}_2\text{CF}_3$ , or  $-\text{OCH}_2\text{OH}$ .

**[0283]** In some embodiments, two  $R^8$  groups attached to the same carbon atom are taken together with carbon atom

to which they are attached to form either a substituted or unsubstituted monocyclic 3 to 6 membered carbocycle or substituted or unsubstituted monocyclic 3 to 6 membered heterocycle.

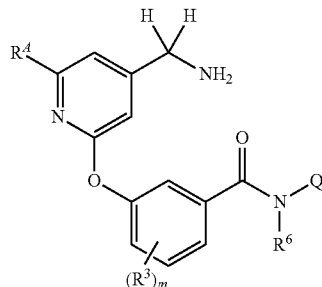
**[0284]** In some embodiments, the compound has the structure of Formula (X), or a pharmaceutically acceptable salt thereof:

Formula (X)



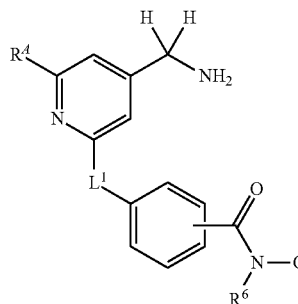
**[0285]** In some embodiments, the compound has the structure of Formula (XII), or a pharmaceutically acceptable salt thereof:

Formula (XII)



**[0286]** In some embodiments, the compound has the structure of Formula (VIII), or a pharmaceutically acceptable salt thereof:

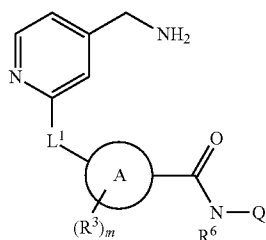
Formula (XIII)



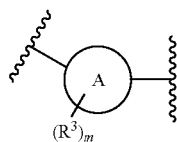
**[0287]** wherein,

**[0288]**  $L_1$  is absent,  $-\text{O}-$  or  $-\text{O}-\text{CH}_2-$ .

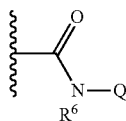
**[0289]** In some embodiments, the compound of Formula (I) has the following structure:



**[0290]** In some embodiments, -L<sup>1</sup>- is as described in Table 1. In some embodiments,

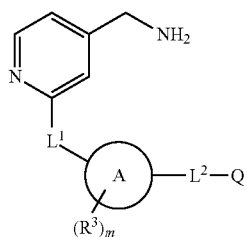


is as described in Table 1. In some embodiments,

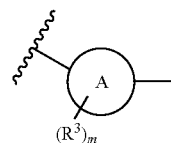


is as described in Table 1.

**[0291]** In some embodiments, the compound of Formula (I) has the following structure:

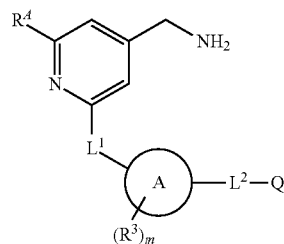


**[0292]** In some embodiments, -L<sup>1</sup>- is as described in Table 2. In some embodiments,

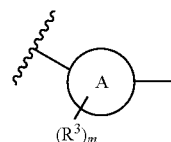


is as described in Table 2. In some embodiments, -L<sup>2</sup>-Q is as described in Table 2.

**[0293]** In some embodiments, the compound of Formula (I) has the following structure:

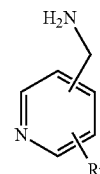


**[0294]** In some embodiments, R<sup>4</sup> is as described in Table 3. In some embodiments, -L<sup>1</sup>- is as described in Table 3. In some embodiments,



is as described in Table 3. In some embodiments, -L<sup>2</sup>-Q is as described in Table 3.

**[0295]** In some embodiments, the compound of Formula (I) has the following structure:



**[0296]** In some embodiments, R<sup>4</sup> is as described herein. In some embodiments, R<sup>4</sup> is as described in Table 4.

**[0297]** In some embodiments, compounds of Formula (I) include, but are not limited to, those described in Table 1.

TABLE 1

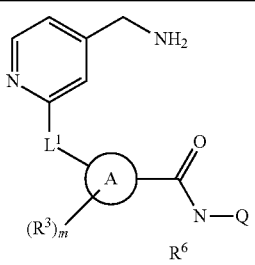
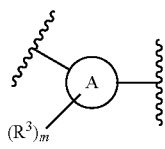
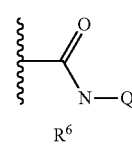
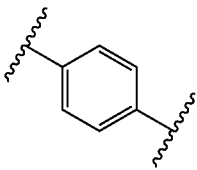
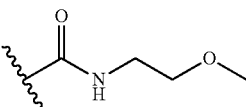
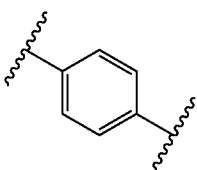
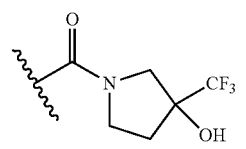
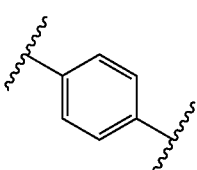
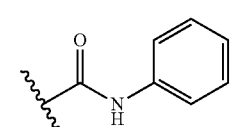
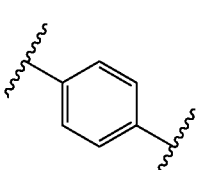
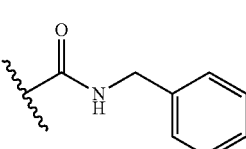
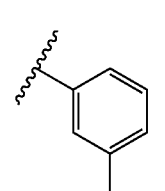
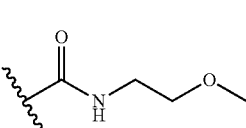
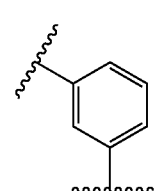
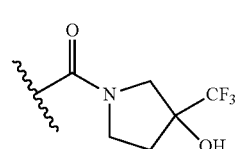
Compound Number	$-L^1-$		
			
1-1	—		
1-2 (racemic)	—		
1-3	—		
1-4	—		
1-5	—		
1-6 (racemic)	—		

TABLE 1-continued

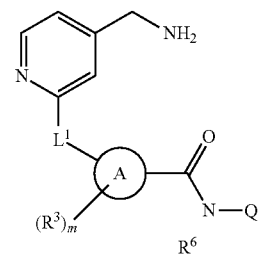
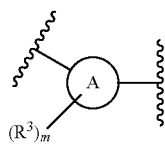
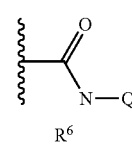
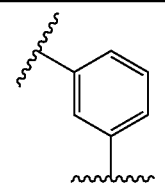
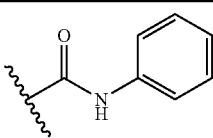
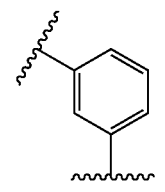
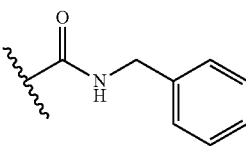
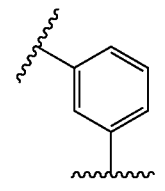
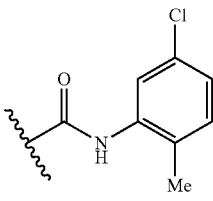
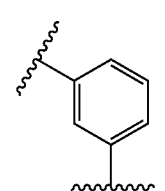
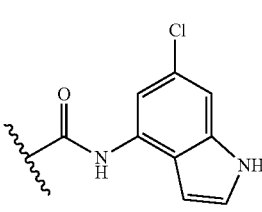
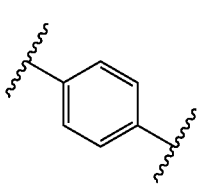
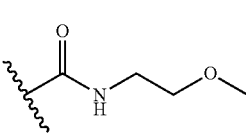
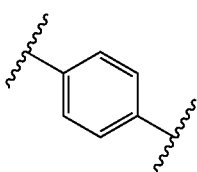
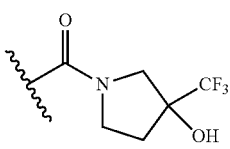
			
Compound Number	$-L^1-$		
1-7	—		
1-8	—		
1-9	—		
1-10	—		
1-11	O		
1-12 (racemic)	O		

TABLE 1-continued

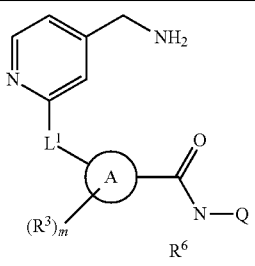
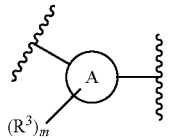
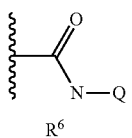
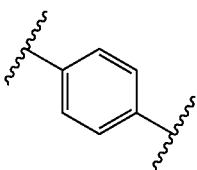
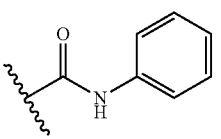
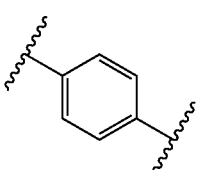
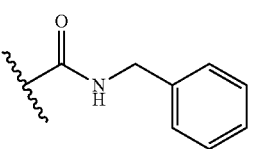
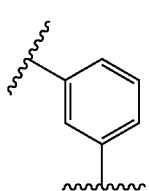
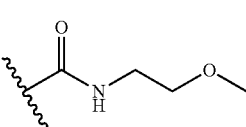
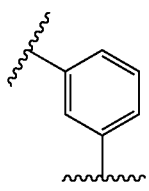
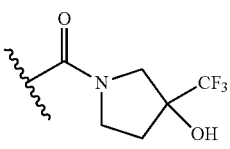
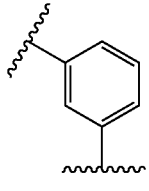
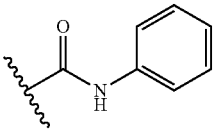
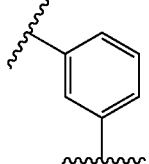
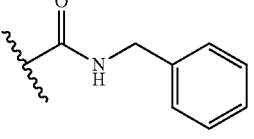
Compound Number	$-L^1-$		
			
1-13	O		
1-14	O		
1-15	O		
1-16 (racemic)	O		
1-17	O		
1-18	O		

TABLE 1-continued

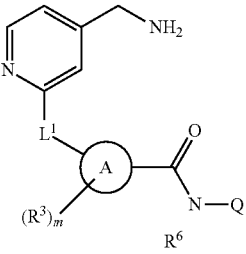
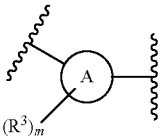
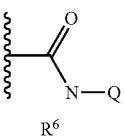
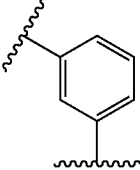
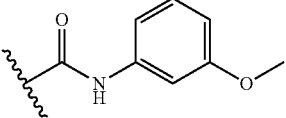
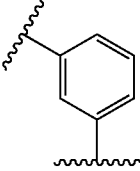
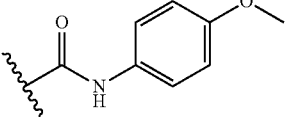
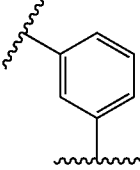
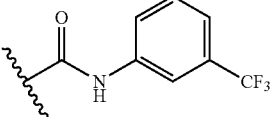
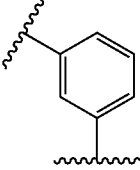
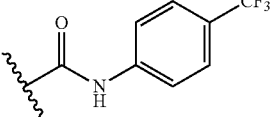
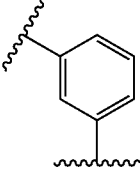
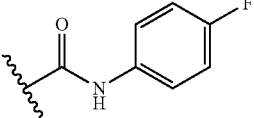
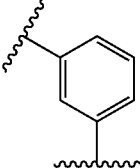
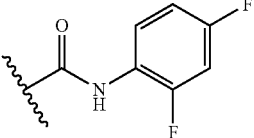
Compound Number	$-L^1-$		
			
1-19	O		
1-20	O		
1-21	O		
1-22	O		
1-23	O		
1-24	O		

TABLE 1-continued

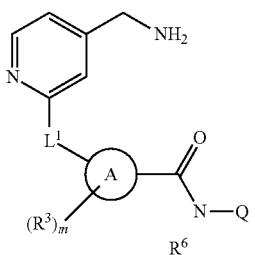
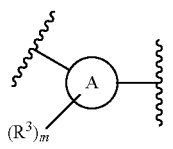
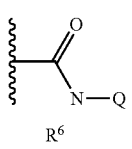
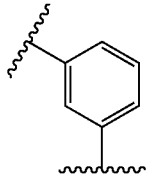
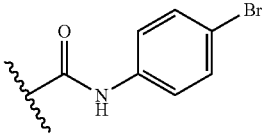
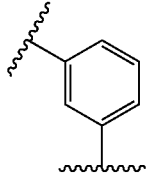
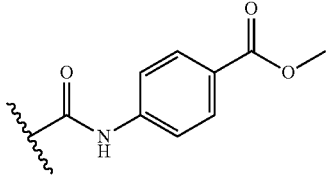
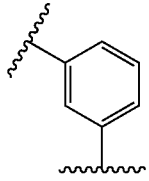
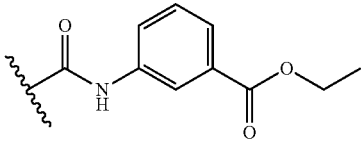
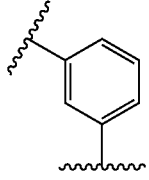
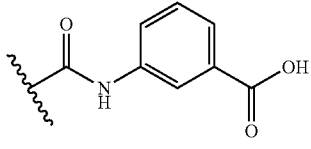
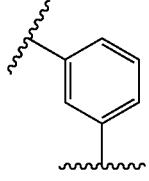
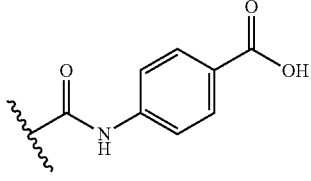
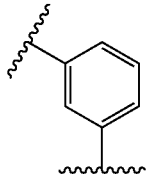
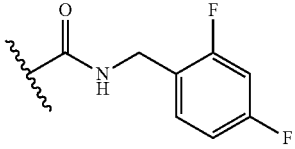
Compound Number	$-L^1-$		
			
1-25	O		
1-26	O		
1-27	O		
1-28	O		
1-29	O		
1-30	O		

TABLE 1-continued

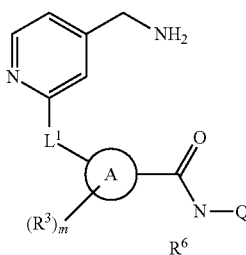
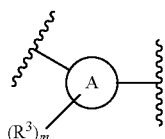
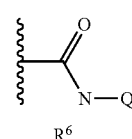
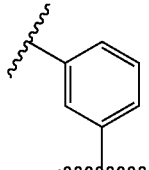
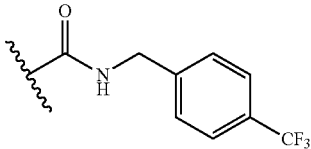
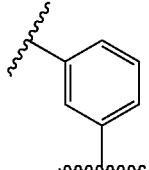
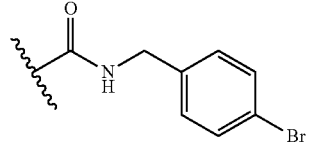
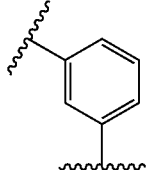
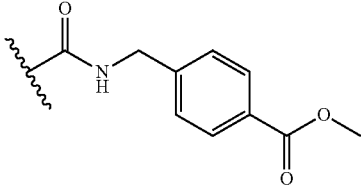
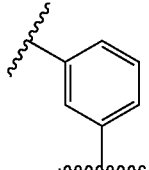
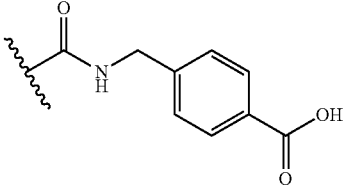
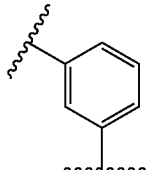
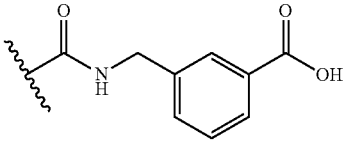
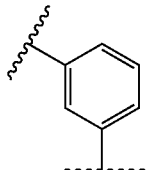
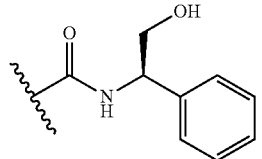
			
Compound Number	-L <sup>1</sup> -		
1-31	O		
1-32	O		
1-33	O		
1-34	O		
1-35	O		
1-36	O		



TABLE 1-continued

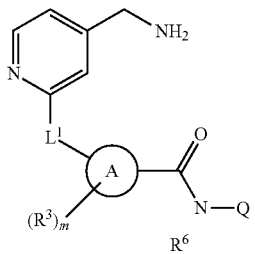
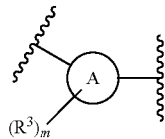
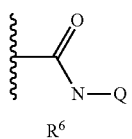
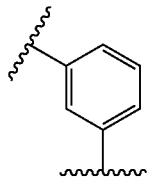
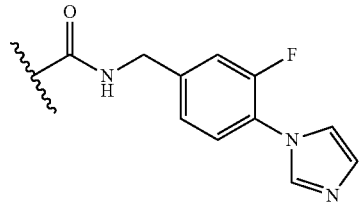
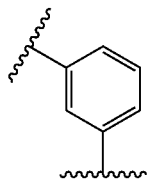
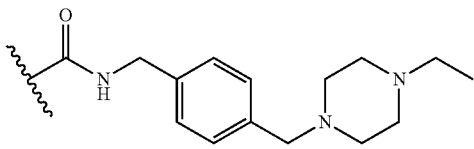
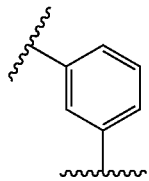
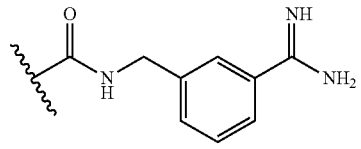
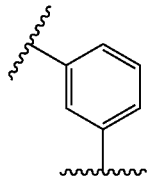
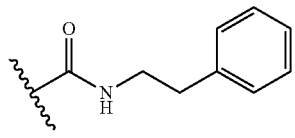
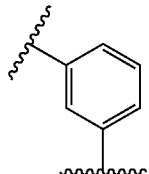
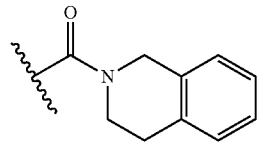
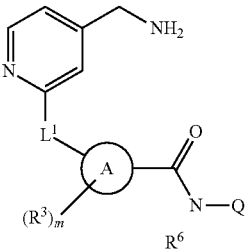
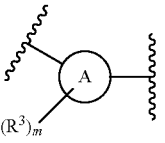
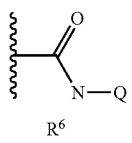
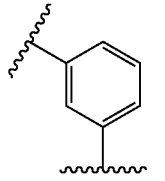
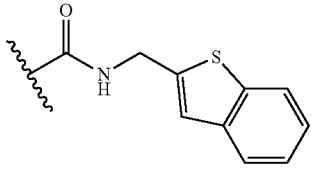
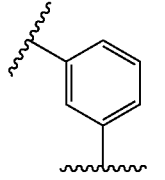
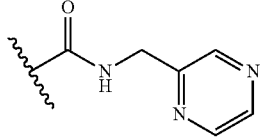
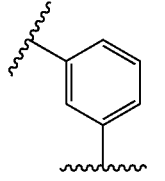
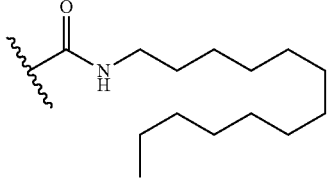
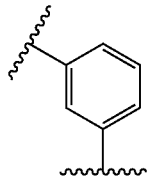
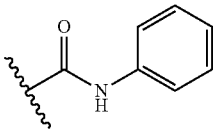
Compound Number	$-L^1-$		
			
1-37	O		
1-38	O		
1-39	O		
1-40	O		
1-41	O		

TABLE 1-continued

Compound Number	$-L^1-$		
			
1-42	O		
1-43	O		
1-44	O		
1-45	OCH <sub>2</sub>		

[0298] In some embodiments, described herein is a compound that is:

[0299] 4-(4-(Aminomethyl)pyridin-2-yl)-N-(2-methoxyethyl)benzamide (Compound 1-1);

[0300] Racemic-4-(4-(aminomethyl)pyridin-2-yl)phenyl (3-hydroxy-3-(trifluoromethyl)pyrrolidin-1-yl)methanone (Compound 1-2);

[0301] 4-(4-(Aminomethyl)pyridin-2-yl)-N-phenylbenzamide (Compound 1-3);

[0302] 4-(4-(Aminomethyl)pyridin-2-yl)-N-benzylbenzamide (Compound 1-4);

[0303] 3-(4-(Aminomethyl)pyridin-2-yl)-N-(2-methoxyethyl)benzamide (Compound 1-5);

[0304] Racemic-3-(4-(aminomethyl)pyridin-2-yl)phenyl (3-hydroxy-3-(trifluoromethyl)pyrrolidin-1-yl)methanone (Compound 1-6);

[0305] 3-(4-(Aminomethyl)pyridin-2-yl)-N-phenylbenzamide (Compound 1-7);

[0306] 3-(4-(Aminomethyl)pyridin-2-yl)-N-benzylbenzamide (Compound 1-8);

[0307] 3-(4-(Aminomethyl)pyridin-2-yl)-N-(5-chloro-2-methylphenyl)benzamide (Compound 1-9);

[0308] 3-(4-(Aminomethyl)pyridin-2-yl)-N-(6-chloro-1H-indol-4-yl)benzamide (Compound 1-10);

[0309] 4-((4-(Aminomethyl)pyridin-2-yl)oxy)-N-(2-methoxyethyl)benzamide (Compound 1-11);

- [0310] Racemic-4-((4-(aminomethyl)pyridin-2-yl)oxy)phenyl(3-hydroxy-3-(trifluoromethyl)pyrrolidin-1-yl)methanone (Compound 1-12);
- [0311] 4-((4-(Aminomethyl)pyridin-2-yl)oxy)-N-phenylbenzamide (Compound 1-13);
- [0312] 4-((4-(Aminomethyl)pyridin-2-yl)oxy)-N-benzylbenzamide (Compound 1-14);
- [0313] 3-((4-(Aminomethyl)pyridin-2-yl)oxy)-N-(2-methoxyethyl)benzamide (Compound 1-15);
- [0314] Racemic-3-((4-(aminomethyl)pyridin-2-yl)oxy)phenyl(3-hydroxy-3-(trifluoromethyl)pyrrolidin-1-yl)methanone (Compound 1-16);
- [0315] 3-((4-(Aminomethyl)pyridin-2-yl)oxy)-N-phenylbenzamide (Compound 1-17);
- [0316] 3-((4-(Aminomethyl)pyridin-2-yl)oxy)-N-benzylbenzamide (Compound 1-18);
- [0317] 3-((4-(Aminomethyl)pyridin-2-yl)oxy)-N-(3-methoxyphenyl)benzamide (Compound 1-19);
- [0318] 3-((4-(Aminomethyl)pyridin-2-yl)oxy)-N-(4-methoxyphenyl)benzamide (Compound 1-20);
- [0319] 3-((4-(Aminomethyl)pyridin-2-yl)oxy)-N-(3-(trifluoromethyl)phenyl)benzamide (Compound 1-21);
- [0320] 3-((4-(Aminomethyl)pyridin-2-yl)oxy)-N-(4-(trifluoromethyl)phenyl)benzamide (Compound 1-22);
- [0321] 3-((4-(Aminomethyl)pyridin-2-yl)oxy)-N-(4-fluorophenyl)benzamide (Compound 1-23);
- [0322] 3-((4-(Aminomethyl)pyridin-2-yl)oxy)-N-(2,4-difluorophenyl)benzamide (Compound 1-24);
- [0323] 3-((4-(Aminomethyl)pyridin-2-yl)oxy)-N-(4-bromophenyl)benzamide (Compound 1-25);
- [0324] Methyl 4-(3-((4-(aminomethyl)pyridin-2-yl)oxy)benzamido)benzoate (Compound 1-26);
- [0325] Ethyl 3-(3-((4-(aminomethyl)pyridin-2-yl)oxy)benzamido)benzoate (Compound 1-27);
- [0326] 3-(3-((4-(Aminomethyl)pyridin-2-yl)oxy)benzamido)benzoic acid (Compound 1-28);
- [0327] 4-(3-((4-(Aminomethyl)pyridin-2-yl)oxy)benzamido)benzoic acid (Compound 1-29);
- [0328] 3-((4-(Aminomethyl)pyridin-2-yl)oxy)-N-(2,4-difluorobenzyl)benzamide (Compound 1-30);
- [0329] 3-((4-(Aminomethyl)pyridin-2-yl)oxy)-N-(4-(trifluoromethyl)benzyl)benzamide (Compound 1-31);
- [0330] 3-((4-(Aminomethyl)pyridin-2-yl)oxy)-N-(4-bromobenzyl)benzamide (Compound 1-32);
- [0331] Methyl 4-((3-((4-(aminomethyl)pyridin-2-yl)oxy)benzamido)methyl)benzoate (Compound 1-33);
- [0332] 4-((3-((4-(Aminomethyl)pyridin-2-yl)oxy)benzamido)methyl)benzoic acid (Compound 1-34);
- [0333] 3-((3-((4-(Aminomethyl)pyridin-2-yl)oxy)benzamido)methyl)benzoic acid (Compound 1-35);
- [0334] (R)-3-((4-(Aminomethyl)pyridin-2-yl)oxy)-N-(2-hydroxy-1-phenylethyl)benzamide (Compound 1-36);
- [0335] 3-((4-(Aminomethyl)pyridin-2-yl)oxy)-N-(3-fluoro-4-(1H-imidazol-1-yl)benzyl)benzamide (Compound 1-37);
- [0336] 3-((4-(Aminomethyl)pyridin-2-yl)oxy)-N-(4-(4-ethylpiperazin-1-yl)benzyl)benzamide (Compound 1-38);
- [0337] 3-((4-(Aminomethyl)pyridin-2-yl)oxy)-N-(3-carbamimidoylbenzyl)benzamide (Compound 1-39);
- [0338] 3-((4-(Aminomethyl)pyridin-2-yl)oxy)-N-phenethylbenzamide (Compound 1-40);
- [0339] (3-((4-(Aminomethyl)pyridin-2-yl)oxy)phenyl)(3,4-dihydroisoquinolin-2(1H-yl)methanone (Compound 1-41);
- [0340] 3-((4-(Aminomethyl)pyridin-2-yl)oxy)-N-(benzo[b]thiophen-2-ylmethyl)benzamide (Compound 1-42);
- [0341] 3-((4-(Aminomethyl)pyridin-2-yl)oxy)-N-(pyrazin-2-ylmethyl)benzamide (Compound 1-43);
- [0342] 3-((4-(Aminomethyl)pyridin-2-yl)oxy)-N-tridecylbenzamide (Compound 1-44);
- [0343] 3-(((4-(Aminomethyl)pyridin-2-yl)oxy)methyl)-N-phenylbenzamide (Compound 1-45); or a pharmaceutically acceptable salt thereof.

TABLE 2

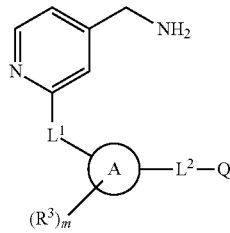
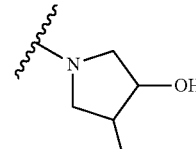
Compound Number		
	—L <sup>1</sup> —	—L <sup>2</sup> —Q
2-1 (racemic trans)	—	

TABLE 2-continued

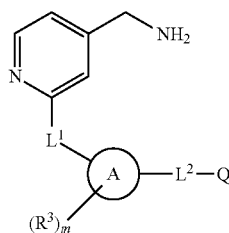
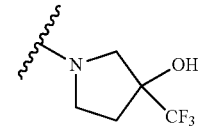
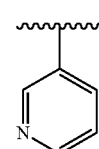
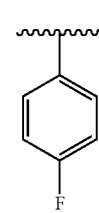
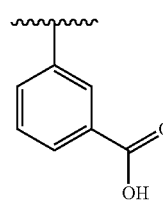
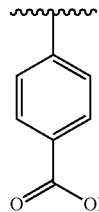
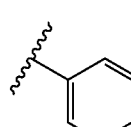
Compound Number		
	$-L^1-$	$-L^2-Q$
2-2 (racemic)	—	
2-3	—	
2-4	—	
2-5	—	
2-6	—	
2-7	O	

TABLE 2-continued

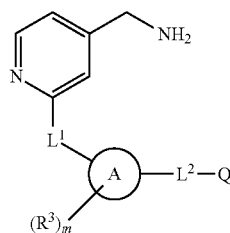
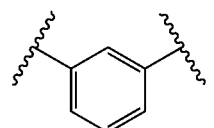
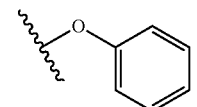
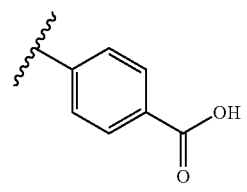
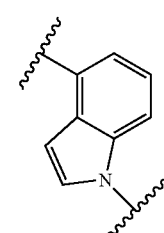
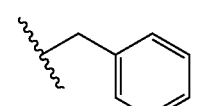
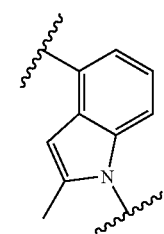
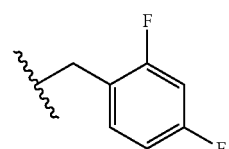
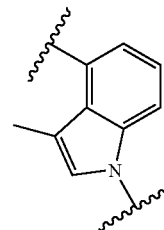
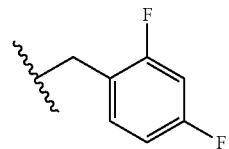
Compound Number			
	$-L^1-$	$(R^3)_m$	$-L^2-Q$
2-8	O		
2-9	O		—
2-10	O		
2-11	O		
2-12	O		

TABLE 2-continued

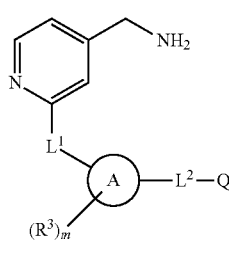
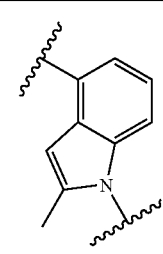
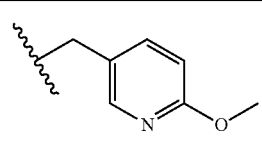
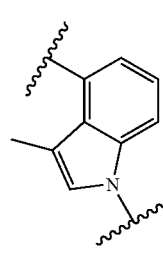
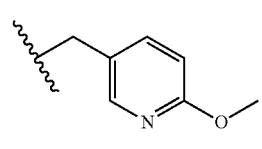
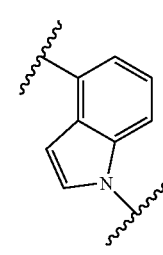
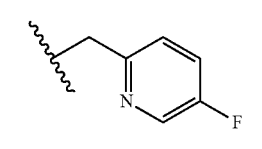
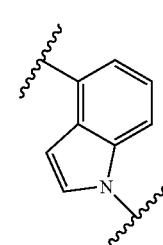
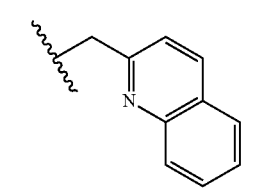
Compound Number	$-L^1-$		
		$-L^1-$	$-L^2-Q$
2-13	O		
2-14	O		
2-15	O		
2-16	O		

TABLE 2-continued

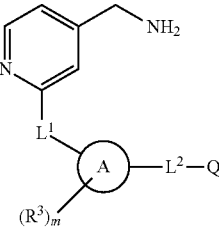
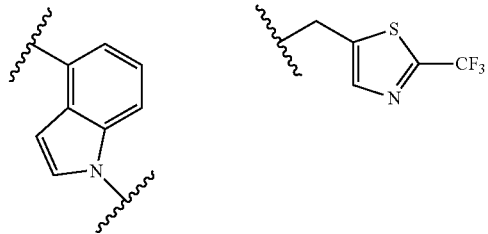
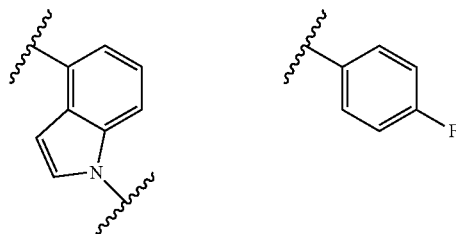
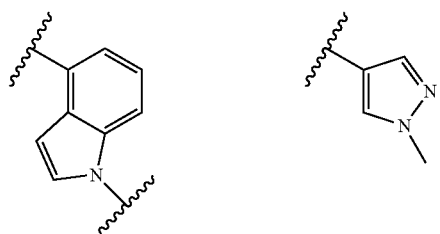
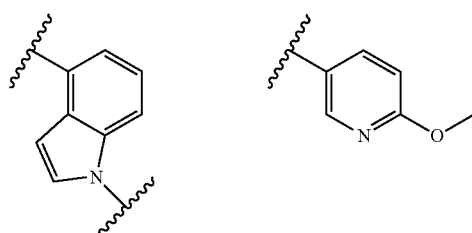
Compound Number		
	$-L^1-$	$-L^2-Q$
2-17	O	
2-18	O	
2-19	O	
2-20	O	

TABLE 2-continued

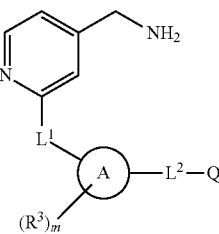
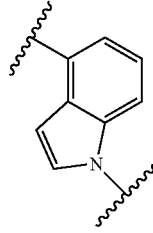
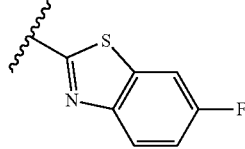
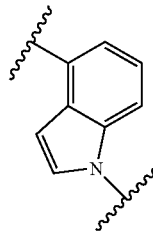
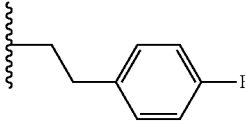
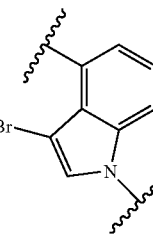
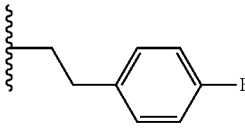
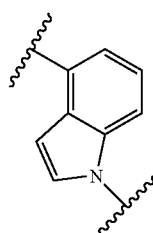
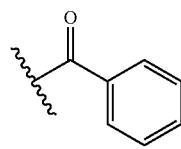
			
Compound Number	$-L^1-$	$(R^3)_m$	$-L^2-Q$
2-21	O		
2-22	O		
2-23	O		
2-24	O		



TABLE 2-continued

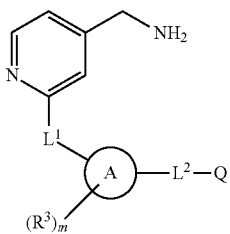
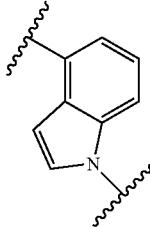
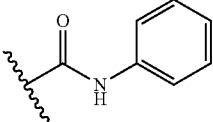
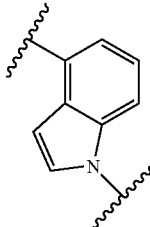
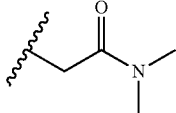
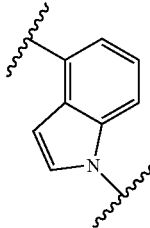
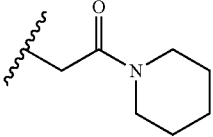
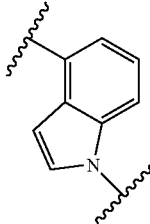
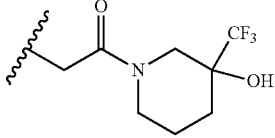
Compound Number	$-L^1-$		
		$(R^3)_m$	$-L^2-Q$
2-25	O		
2-26	O		
2-27	O		
2-28 (enant-1)	O		

TABLE 2-continued

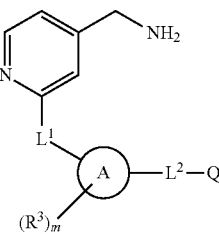
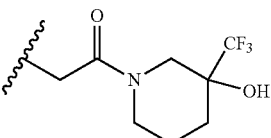
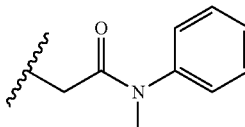
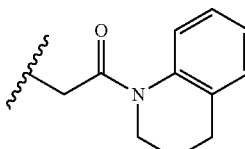
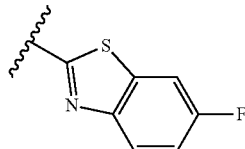
Compound Number		
	$-L^1-$	$-L^2-Q$
2-29 (enant-2)	O	
2-30	O	
2-31	O	
2-32	O	—
2-33	O	

TABLE 2-continued

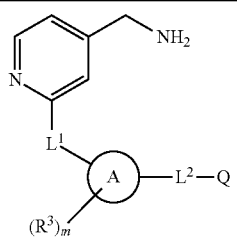
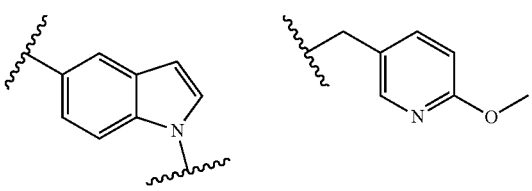
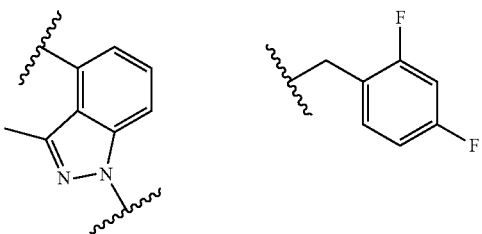
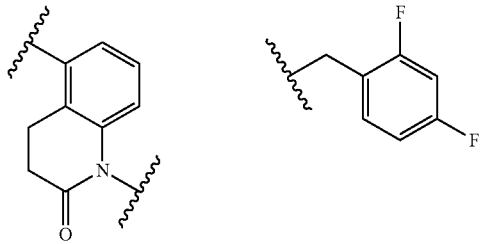
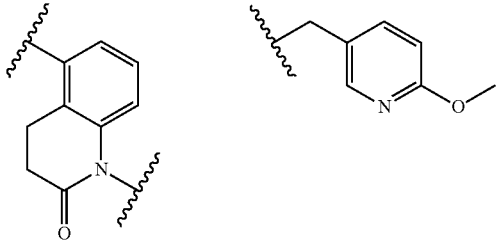
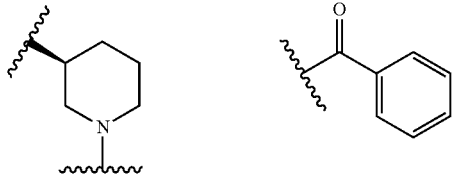
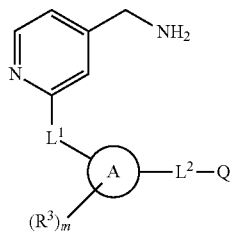
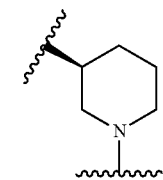
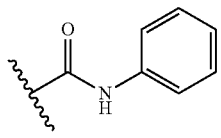
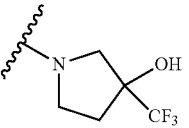
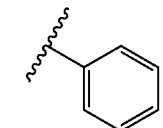
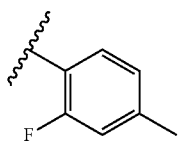
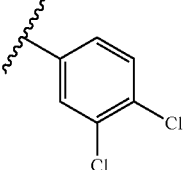
Compound Number		
	$-L^1-$	$-L^2-Q$
2-34	O	
2-35	O	
2-36	O	
2-37	O	
2-38	O	

TABLE 2-continued

Compound Number	$-L^1-$		
		$(R^3)_m$	$-L^2-Q$
2-39	O		
2-40 (racemic)	C(=O)		—
2-41	C(=O)NHCH <sub>2</sub>		—
2-42	NHC(=O)		—
2-43	NHC(=O)CH <sub>2</sub>		—

**[0344]** In some embodiments, described herein is a compound that is:

**[0345]** Racemic-trans-(1-(4-(aminomethyl)pyridin-2-yl)-4-fluoropyrrolidin-3-ol (Compound 2-1);

**[0346]** Racemic-1-(4-(aminomethyl)pyridin-2-yl)-3-(trifluoromethyl)pyrrolidin-3-ol (Compound 2-2);

**[0347]** [2,3'-Bipyridin]-4-ylmethanamine (Compound 2-3);

**[0348]** (2-(4-Fluorophenyl)pyridin-4-yl)methanamine (Compound 2-4);

**[0349]** 3-((4-(Aminomethyl)pyridin-2-yl)oxy)benzoic acid (Compound 2-5);

**[0350]** 4-(4-(Aminomethyl)pyridin-2-yl)benzoic acid (Compound 2-6);

**[0351]** (2-Phenoxypyridin-4-yl)methanamine (Compound 2-7);

**[0352]** (2-(3-Phenoxyphenoxy)pyridin-4-yl)methanamine (Compound 2-8);

**[0353]** 4-((4-(Aminomethyl)pyridin-2-yl)oxy)benzoic acid (Compound 2-9);

**[0354]** (2-((1-Benzyl-1H-indol-4-yl)oxy)pyridin-4-yl)methanamine (Compound 2-10);

**[0355]** (2-((1-(2,4-Difluorobenzyl)-2-methyl-1H-indol-4-yl)oxy)pyridin-4-yl)methanamine (Compound 2-11);

- [0356] 2-((1-(2,4-Difluorobenzyl)-3-methyl-1H-indol-4-yl)oxy)pyridin-4-yl)methanamine (Compound 2-12);
- [0357] 2-((1-((6-Methoxypyridin-3-yl)methyl)-2-methyl-1H-indol-4-yl)oxy)pyridin-4-yl)methanamine (Compound 2-13);
- [0358] 2-((1-((6-Methoxypyridin-3-yl)methyl)-3-methyl-1H-indol-4-yl)oxy)pyridin-4-yl)methanamine (Compound 2-14);
- [0359] 2-((1-((5-Fluoropyridin-2-yl)methyl)-1H-indol-4-yl)oxy)pyridin-4-yl)methanamine (Compound 2-15)
- [0360] 2-((1-(Quinolin-2-ylmethyl)-1H-indol-4-yl)oxy)pyridin-4-yl)methanamine (Compound 2-16)
- [0361] 2-((1-((2-(Trifluoromethyl)thiazol-5-yl)methyl)-1H-indol-4-yl)oxy)pyridin-4-yl)methanamine (Compound 2-17)
- [0362] 2-((1-(4-Fluorophenyl)-1H-indol-4-yl)oxy)pyridin-4-yl)methanamine (Compound 2-18);
- [0363] 2-((1-(1-Methyl-1H-pyrazol-4-yl)-1H-indol-4-yl)oxy)pyridin-4-yl)methanamine (Compound 2-19);
- [0364] 2-((1-(6-Methoxypyridin-3-yl)-1H-indol-4-yl)oxy)pyridin-4-yl)methanamine (Compound 2-20);
- [0365] 2-((1-(6-Fluorobenzo[d]thiazol-2-yl)-1H-indol-4-yl)oxy)pyridin-4-yl)methanamine (Compound 2-21);
- [0366] 2-((1-(4-Fluorophenethyl)-1H-indol-4-yl)oxy)pyridin-4-yl)methanamine (Compound 2-22);
- [0367] 2-((3-Bromo-1-(4-fluorophenethyl)-1H-indol-4-yl)oxy)pyridin-4-yl)methanamine (Compound 2-23);
- [0368] 4-((4-(Aminomethyl)pyridin-2-yl)oxy)-1H-indol-1-yl)(phenyl)methanone (Compound 2-24);
- [0369] 4-((4-(Aminomethyl)pyridin-2-yl)oxy)-N-phenyl-1H-indole-1-carboxamide (Compound 2-25);
- [0370] 2-(4-((4-(Aminomethyl)pyridin-2-yl)oxy)-1H-indol-1-yl)-N,N-dimethylacetamide (Compound 2-26);
- [0371] 2-(4-((4-(Aminomethyl)pyridin-2-yl)oxy)-1H-indol-1-yl)-1-(piperidin-1-yl)ethanone (Compound 2-27);
- [0372] (R) or (S)-2-(4-((4-(Aminomethyl)pyridin-2-yl)oxy)-1H-indol-1-yl)-1-(3-hydroxy-3-(trifluoromethyl)piperidin-1-yl)ethan-1-one (Enantiomer 1) (Compound 2-28);
- [0373] (R) or (S)-2-(4-((4-(Aminomethyl)pyridin-2-yl)oxy)-1H-indol-1-yl)-1-(3-hydroxy-3-(trifluoromethyl)piperidin-1-yl)ethan-1-one (Enantiomer 2) (Compound 2-29);
- [0374] 2-(4-((4-(Aminomethyl)pyridin-2-yl)oxy)-1H-indol-1-yl)-N-methyl-N-phenylacetamide (Compound 2-30);
- [0375] 2-(4-((4-(Aminomethyl)pyridin-2-yl)oxy)-1H-indol-1-yl)-1-(3,4-dihydroquinolin-1(2H)-yl)ethanone (Compound 2-31);
- [0376] 2-((1H-Indol-4-yl)oxy)pyridin-4-yl)methanamine (Compound 2-32);
- [0377] 2-((1-(6-Fluorobenzo[d]thiazol-2-yl)indolin-4-yl)oxy)pyridin-4-yl)methanamine (Compound 2-33);
- [0378] 2-((1-((6-Methoxypyridin-3-yl)methyl)-1H-indol-5-yl)oxy)pyridin-4-yl)methanamine (Compound 2-34);
- [0379] 2-((1-(2,4-Difluorobenzyl)-3-methyl-1H-indazol-4-yl)oxy)pyridin-4-yl)methanamine (Compound 2-35);
- [0380] 5-((4-(Aminomethyl)pyridin-2-yl)oxy)-1-(2,4-difluorobenzyl)-3,4-dihydroquinolin-2(1H)-one (Compound 2-36);
- [0381] 5-((4-(Aminomethyl)pyridin-2-yl)oxy)-1-((6-methoxypyridin-3-yl)methyl)-3,4-dihydroquinolin-2(1H)-one (Compound 2-37);
- [0382] (S)-3-((4-(Aminomethyl)pyridin-2-yl)oxy)piperidin-1-yl)(phenyl)methanone (Compound 2-38);
- [0383] (S)-3-((4-(Aminomethyl)pyridin-2-yl)oxy)-N-phenylpiperidine-1-carboxamide (Compound 2-39);
- [0384] Racemic-(4-(aminomethyl)pyridin-2-yl)(3-hydroxy-3-(trifluoromethyl)pyrrolidin-1-yl)methanone (Compound 2-40);
- [0385] 4-(Aminomethyl)-N-benzylpicolinamide (Compound 2-41);
- [0386] N-(4-(Aminomethyl)pyridin-2-yl)-2-fluoro-4-methylbenzamide (Compound 2-42);
- [0387] N-(4-(Aminomethyl)pyridin-2-yl)-2-(3,4-dichlorophenyl)acetamide (Compound 2-43);
- or a pharmaceutically acceptable salt thereof.

TABLE 3

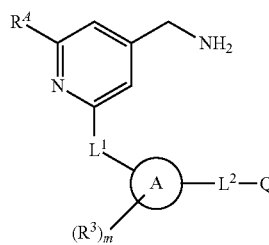
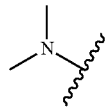
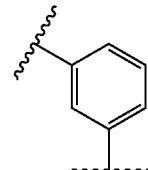
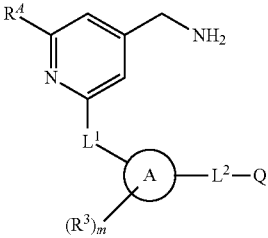
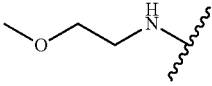
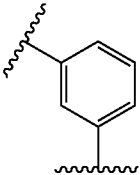
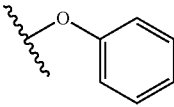
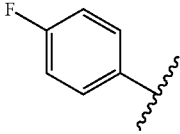
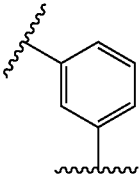
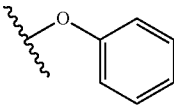
			
Compound Number	R <sup>4</sup>	—L <sup>1</sup> —	—L <sup>2</sup> —Q
3-1		O	

TABLE 3-continued

				
Compound Number	R <sup>4</sup>	—L <sup>1</sup> —	(R <sup>3</sup> ) <sub>m</sub>	—L <sup>2</sup> —Q
3-2		O		
3-3		O		

[0388] In some embodiments, described herein is a compound that is:

[0389] 4-(Aminomethyl)-N,N-dimethyl-6-(3-phenoxyphenoxy)pyridin-2-amine (Compound 3-1);

[0390] 4-(Aminomethyl)-N-(2-methoxyethyl)-6-(3-phenoxyphenoxy)pyridin-2-amine (Compound 3-2);

[0391] (2-(4-Fluorophenyl)-6-(3-phenoxyphenoxy)pyridin-4-yl)methanamine (Compound 3-3);

or a pharmaceutically acceptable salt thereof

TABLE 4

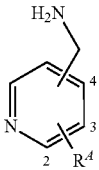
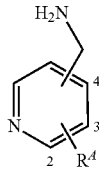
		
Compound Number	R <sup>4</sup>	Position —CH <sub>2</sub> NH <sub>2</sub>
4-1	2—F	3
4-2	3—F	4
4-3	2—F	4
4-4	2—CF <sub>3</sub>	4
4-5	2—Cl	4
4-6	2—OBn	4
4-7	2-O-c-hexyl	4
4-8	2-(4-fluorophenoxy)	4
4-9	2-(2-trifluoromethylphenoxy)	4

TABLE 4-continued

		
Compound Number	R <sup>4</sup>	Position —CH <sub>2</sub> NH <sub>2</sub>
4-10	2-(1-pyrrolidino)	4
4-11	2-(imidazol-1-yl)	4
4-12	2-(4-ethylpiperazin-1-yl)	4
4-13	2-((2-methoxyethyl)carbamoyl)	4
4-14	2-(3,3,3-trifluoropropanamido)	4

[0392] In some embodiments, described herein is a compound that is:

[0393] 2-Fluoro-3-(aminomethyl)pyridine (Compound 4-1);

[0394] 3-Fluoro-4-(aminomethyl)pyridine (Compound 4-2);

[0395] 2-Fluoro-4-(aminomethyl)pyridine (Compound 4-3);

[0396] 2-Trifluoromethyl-4-(aminomethyl)pyridine (Compound 4-4);

[0397] 2-Chloro-4-(aminomethyl)pyridine (Compound 4-5);

- [0398] 2-Benzyloxy-4-(aminomethyl)pyridine (Compound 4-6);
- [0399] 2-Cyclohexyloxy-4-(aminomethyl)pyridine (Compound 4-7);
- [0400] 2-(4-Fluorophenoxy)-4-(aminomethyl)pyridine (Compound 4-8);
- [0401] 2-(2-Trifluoromethylphenoxy)-4-(aminomethyl)pyridine (Compound 4-9);
- [0402] 2-(1-Pyrrolidino)-4-(aminomethyl)pyridine (Compound 4-10);
- [0403] 2-(Imidazol-1-yl)-4-(aminomethyl)pyridine (Compound 4-11);
- [0404] 2-(4-Ethylpiperazin-1-yl)-4-(aminomethyl)pyridine (Compound 4-12);
- [0405] 4-(Aminomethyl)-N-(2-methoxyethyl)picolinamide (Compound 4-13);
- [0406] 4-(Aminomethyl)-N-(2,2,2-trifluoroethyl)picolinamide (Compound 4-14);

or a pharmaceutically acceptable salt thereof.

[0407] Any combination of the groups described above for the various variables is contemplated herein. Throughout the specification, groups and substituents thereof are chosen by one skilled in the field to provide stable moieties and compounds.

[0408] In one aspect, compounds described herein are in the form of pharmaceutically acceptable salts. As well, active metabolites of these compounds having the same type of activity are included in the scope of the present disclosure. In addition, the compounds described herein can exist in unsolvated as well as solvated forms with pharmaceutically acceptable solvents such as water, ethanol, and the like. The solvated forms of the compounds presented herein are also considered to be disclosed herein.

[0409] "Pharmaceutically acceptable," as used herein, refers a material, such as a carrier or diluent, which does not abrogate the biological activity or properties of the compound, and is relatively nontoxic, i.e., the material is administered to an individual without causing undesirable biological effects or interacting in a deleterious manner with any of the components of the composition in which it is contained.

[0410] The term "pharmaceutically acceptable salt" refers to a form of a therapeutically active agent that consists of a cationic form of the therapeutically active agent in combination with a suitable anion, or in alternative embodiments, an anionic form of the therapeutically active agent in combination with a suitable cation. Handbook of Pharmaceutical Salts: Properties, Selection and Use. International Union of Pure and Applied Chemistry, Wiley-VCH 2002. S. M. Berge, L. D. Bighley, D. C. Monkhouse, J. Pharm. Sci. 1977, 66, 1-19. P. H. Stahl and C. G. Wermuth, editors, *Handbook of Pharmaceutical Salts: Properties, Selection and Use*, Weinheim/Zürich: Wiley-VCH/VHCA, 2002. Pharmaceutical salts typically are more soluble and more rapidly soluble in stomach and intestinal juices than non-ionic species and so are useful in solid dosage forms. Furthermore, because their solubility often is a function of pH, selective dissolution in one or another part of the digestive tract is possible and this capability can be manipulated as one aspect of delayed and sustained release behaviours. Also, because the salt-forming molecule can be in equilibrium with a neutral form, passage through biological membranes can be adjusted.

[0411] In some embodiments, pharmaceutically acceptable salts are obtained by reacting a compound described

herein with an acid. In some embodiments, the compound described herein (i.e. free base form) is basic and is reacted with an organic acid or an inorganic acid. Inorganic acids include, but are not limited to, hydrochloric acid, hydrobromic acid, sulfuric acid, phosphoric acid, nitric acid, and metaphosphoric acid. Organic acids include, but are not limited to, 1-hydroxy-2-naphthoic acid; 2,2-dichloroacetic acid; 2-hydroxyethanesulfonic acid; 2-oxoglutaric acid; 4-acetamidobenzoic acid; 4-aminosalicylic acid; acetic acid; adipic acid; ascorbic acid (L); aspartic acid (L); benzenesulfonic acid; benzoic acid; camphoric acid (+); camphor-10-sulfonic acid (+); capric acid (decanoic acid); caproic acid (hexanoic acid); caprylic acid (octanoic acid); carbonic acid; cinnamic acid; citric acid; cyclamic acid; dodecylsulfuric acid; ethane-1,2-disulfonic acid; ethanesulfonic acid; formic acid; fumaric acid; galactaric acid; gentisic acid; glucoheptonic acid (D); gluconic acid (D); glucuronic acid (D); glutamic acid; glutaric acid; glycerophosphoric acid; glycolic acid; hippuric acid; isobutyric acid; lactic acid (DL); lactobionic acid; lauric acid; maleic acid; malic acid (−L); malonic acid; mandelic acid (DL); methanesulfonic acid; monomethyl fumarate, naphthalene-1,5-disulfonic acid; naphthalene-2-sulfonic acid; nicotinic acid; oleic acid; oxalic acid; palmitic acid; pamoic acid; phosphoric acid; propionic acid; pyroglutamic acid (−L); salicylic acid; sebacic acid; stearic acid; succinic acid; sulfuric acid; tartaric acid (+L); thiocyanic acid; toluenesulfonic acid (p); and undecylenic acid.

[0412] In some embodiments, a compound described herein is prepared as a chloride salt, sulfate salt, bromide salt, mesylate salt, maleate salt, citrate salt or phosphate salt. In some embodiments, a compound described herein is prepared as a hydrochloride salt.

[0413] In some embodiments, pharmaceutically acceptable salts are obtained by reacting a compound described herein with a base. In some embodiments, the compound described herein is acidic and is reacted with a base. In such situations, an acidic proton of the compound described herein is replaced by a metal ion, e.g., lithium, sodium, potassium, magnesium, calcium, or an aluminum ion. In some cases, compounds described herein coordinate with an organic base, such as, but not limited to, ethanolamine, diethanolamine, triethanolamine, tromethamine, meglumine, N-methylglucamine, dicyclohexylamine, tris(hydroxymethyl)methylamine. In other cases, compounds described herein form salts with amino acids such as, but not limited to, arginine, lysine, and the like. Acceptable inorganic bases used to form salts with compounds that include an acidic proton, include, but are not limited to, aluminum hydroxide, calcium hydroxide, potassium hydroxide, sodium carbonate, potassium carbonate, sodium hydroxide, lithium hydroxide, and the like. In some embodiments, the compounds provided herein are prepared as a sodium salt, calcium salt, potassium salt, magnesium salt, meglumine salt, N-methylglucamine salt or ammonium salt. In some embodiments, the compounds provided herein are prepared as a sodium salt.

[0414] It should be understood that a reference to a pharmaceutically acceptable salt includes the solvent addition forms. In some embodiments, solvates contain either stoichiometric or non-stoichiometric amounts of a solvent, and are formed during the process of crystallization with pharmaceutically acceptable solvents such as water, ethanol, and the like. Hydrates are formed when the solvent is water,

or alcoholates are formed when the solvent is alcohol. Solvates of compounds described herein are conveniently prepared or formed during the processes described herein. In addition, the compounds provided herein optionally exist in unsolvated as well as solvated forms.

**[0415]** The methods and formulations described herein include the use of N-oxides (if appropriate), crystalline forms (also known as polymorphs), or pharmaceutically acceptable salts of compounds described herein, as well as active metabolites of these compounds having the same type of activity.

**[0416]** In some embodiments, sites on the organic radicals (e.g. alkyl groups, aromatic rings) of compounds described herein are susceptible to various metabolic reactions. Incorporation of appropriate substituents on the organic radicals will reduce, minimize or eliminate this metabolic pathway. In specific embodiments, the appropriate substituent to decrease or eliminate the susceptibility of the aromatic ring to metabolic reactions is, by way of example only, a halogen, deuterium, an alkyl group, a haloalkyl group, or a deuterioalkyl group.

**[0417]** In another embodiment, the compounds described herein are labeled isotopically (e.g. with a radioisotope) or by another other means, including, but not limited to, the use of chromophores or fluorescent moieties, bioluminescent labels, or chemiluminescent labels.

**[0418]** Compounds described herein include isotopically-labeled compounds, which are identical to those recited in the various formulae and structures presented herein, but for the fact that one or more atoms are replaced by an atom having an atomic mass or mass number different from the atomic mass or mass number usually found in nature. Examples of isotopes that can be incorporated into the present compounds include isotopes of hydrogen, carbon, nitrogen, oxygen, fluorine and chlorine, such as, for example,  $^2\text{H}$ ,  $^3\text{H}$ ,  $^{13}\text{C}$ ,  $^{14}\text{C}$ ,  $^{15}\text{N}$ ,  $^{18}\text{O}$ ,  $^{17}\text{O}$ ,  $^{35}\text{S}$ ,  $^{18}\text{F}$ ,  $^{36}\text{Cl}$ . In one aspect, isotopically-labeled compounds described herein, for example those into which radioactive isotopes such as  $^3\text{H}$  and  $^{14}\text{C}$  are incorporated, are useful in drug and/or substrate tissue distribution assays. In one aspect, substitution with isotopes such as deuterium affords certain therapeutic advantages resulting from greater metabolic stability, such as, for example, increased in vivo half-life or reduced dosage requirements.

**[0419]** In some embodiments, the compounds described herein possess one or more stereocenters and each stereocenter exists independently in either the R or S configuration. The compounds presented herein include all diastereomeric, enantiomeric, atropisomers, and epimeric forms as well as the appropriate mixtures thereof. The compounds and methods provided herein include all cis, trans, syn, anti, entgegen (E), and zusammen (Z) isomers as well as the appropriate mixtures thereof.

**[0420]** Individual stereoisomers are obtained, if desired, by methods such as, stereoselective synthesis and/or the separation of stereoisomers by chiral chromatographic columns. In certain embodiments, compounds described herein are prepared as their individual stereoisomers by reacting a racemic mixture of the compound with an optically active resolving agent to form a pair of diastereoisomeric compounds/salts, separating the diastereomers and recovering the optically pure enantiomers. In some embodiments, resolution of enantiomers is carried out using covalent diastereomeric derivatives of the compounds described herein. In

another embodiment, diastereomers are separated by separation/resolution techniques based upon differences in solubility. In other embodiments, separation of stereoisomers is performed by chromatography or by the forming diastereomeric salts and separation by recrystallization, or chromatography, or any combination thereof. Jean Jacques, Andre Collet, Samuel H. Wilen, "Enantiomers, Racemates and Resolutions", John Wiley And Sons, Inc., 1981. In some embodiments, stereoisomers are obtained by stereoselective synthesis.

**[0421]** In some embodiments, compounds described herein are prepared as prodrugs. A "prodrug" refers to an agent that is converted into the parent drug in vivo. Prodrugs are often useful because, in some situations, they are easier to administer than the parent drug. They are, for instance, bioavailable by oral administration whereas the parent is not. The prodrug may be a substrate for a transporter. Further or alternatively, the prodrug also has improved solubility in pharmaceutical compositions over the parent drug. In some embodiments, the design of a prodrug increases the effective water solubility. An example, without limitation, of a prodrug is a compound described herein, which is administered as an ester (the "prodrug") but then is metabolically hydrolyzed to provide the active entity. A further example of a prodrug is a short peptide (polyaminoacid) bonded to an acid group where the peptide is metabolized to reveal the active moiety. In certain embodiments, upon in vivo administration, a prodrug is chemically converted to the biologically, pharmaceutically or therapeutically active form of the compound. In certain embodiments, a prodrug is enzymatically metabolized by one or more steps or processes to the biologically, pharmaceutically or therapeutically active form of the compound.

**[0422]** Prodrugs of the compounds described herein include, but are not limited to, esters, ethers, carbonates, thiocarbonates, N-acyl derivatives, N-acyloxyalkyl derivatives, quaternary derivatives of tertiary amines, N-Mannich bases, Schiff bases, amino acid conjugates, phosphate esters, and sulfonate esters. See for example Design of Prodrugs, Bundgaard, A. Ed., Elsevier, 1985 and Method in Enzymology, Widder, K. et al., Ed.; Academic, 1985, vol. 42, p. 309-396; Bundgaard, H. "Design and Application of Prodrugs" in A Textbook of Drug Design and Development, Krosgaard-Larsen and H. Bundgaard, Ed., 1991, Chapter 5, p. 113-191; and Bundgaard, H., Advanced Drug Delivery Review, 1992, 8, 1-38, each of which is incorporated herein by reference. In some embodiments, a hydroxyl group in the compounds disclosed herein is used to form a prodrug, wherein the hydroxyl group is incorporated into an acyloxy-alkyl ester, alkoxycarbonyloxyalkyl ester, alkyl ester, aryl ester, phosphate ester, sugar ester, ether, and the like. In some embodiments, a hydroxyl group in the compounds disclosed herein is a prodrug wherein the hydroxyl is then metabolized in vivo to provide a carboxylic acid group. In some embodiments, a carboxyl group is used to provide an ester or amide (i.e. the prodrug), which is then metabolized in vivo to provide a carboxylic acid group. In some embodiments, compounds described herein are prepared as alkyl ester prodrugs.

**[0423]** Prodrug forms of the herein described compounds, wherein the prodrug is metabolized in vivo to produce a compound described herein as set forth herein are included



within the scope of the claims. In some cases, some of the herein-described compounds is a prodrug for another derivative or active compound.

**[0424]** In additional or further embodiments, the compounds described herein are metabolized upon administration to an organism in need to produce a metabolite that is then used to produce a desired effect, including a desired therapeutic effect.

**[0425]** A “metabolite” of a compound disclosed herein is a derivative of that compound that is formed when the compound is metabolized. The term “active metabolite” refers to a biologically active derivative of a compound that is formed when the compound is metabolized. The term “metabolized,” as used herein, refers to the sum of the processes (including, but not limited to, hydrolysis reactions and reactions catalyzed by enzymes) by which a particular substance is changed by an organism. Thus, enzymes may produce specific structural alterations to a compound. For example, cytochrome P450 catalyzes a variety of oxidative and reductive reactions while uridine diphosphate glucuronyltransferases catalyze the transfer of an activated glucuronic-acid molecule to aromatic alcohols, aliphatic alcohols, carboxylic acids, amines and free sulphhydryl groups. Metabolites of the compounds disclosed herein are optionally identified either by administration of compounds to a host and analysis of tissue samples from the host, or by incubation of compounds with hepatic cells in vitro and analysis of the resulting compounds.

#### Synthesis of Compounds

**[0426]** Compounds of Formula (I) described herein are synthesized using standard synthetic techniques or using methods known in the art in combination with methods described herein.

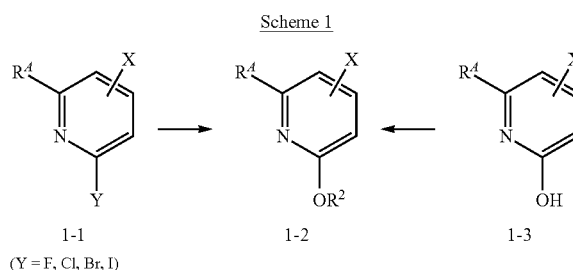
**[0427]** Unless otherwise indicated, conventional methods of mass spectroscopy, NMR, HPLC, protein chemistry, biochemistry, recombinant DNA techniques and pharmacology are employed.

**[0428]** Compounds are prepared using standard organic chemistry techniques such as those described in, for example, March's Advanced Organic Chemistry, 6<sup>th</sup> Edition, John Wiley and Sons, Inc. Alternative reaction conditions for the synthetic transformations described herein may be employed such as variation of solvent, reaction temperature, reaction time, as well as different chemical reagents and other reaction conditions. The starting materials are available from commercial sources or are readily prepared.

**[0429]** Pyridines are prepared using well known synthetic routes (see Allais et al. *Chem. Rev.*, 2014, 114, p 10829-10868 and references cited) and these are further functionalized to provide 2-substituted pyridines using a variety of methods. In some embodiments, 2-chloropyridines are obtained from direct chlorination of a pyridine using a suitable chlorination reagent. In some embodiments, the chlorination reagent is  $\text{Cl}_2$ . In some embodiments, 2-chloropyridines are prepared from the treatment of 2-hydroxypyridines with  $\text{POCl}_3$ . In other embodiments, 2-chloropyridines are prepared by the chlorination of a pyridine-N-oxide with a suitable chlorination reagent. In some embodiments, the chlorination reagent is  $\text{POCl}_3$ , phosgene, or triphosgene. 2-Aminopyridines are prepared by a variety of methods. In some embodiments, 2-aminopyridines are converted to 2-halopyridines using the Sandmeyer reaction. In other embodiments, 2-aminopyridines are prepared from the reac-

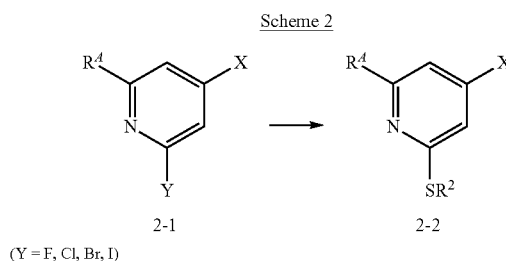
tion of the corresponding N-oxide via treatment with t-butyl amine/ $\text{Ts}_2\text{O}$  followed by in situ deprotection (see Yin et al, *J. Org. Chem.*, 2007, 72, p 4554-4557 and references cited).

**[0430]** In some embodiments, the O-linked compounds of Formula (I) having the general structure 1-2 are prepared as shown in Scheme 1.



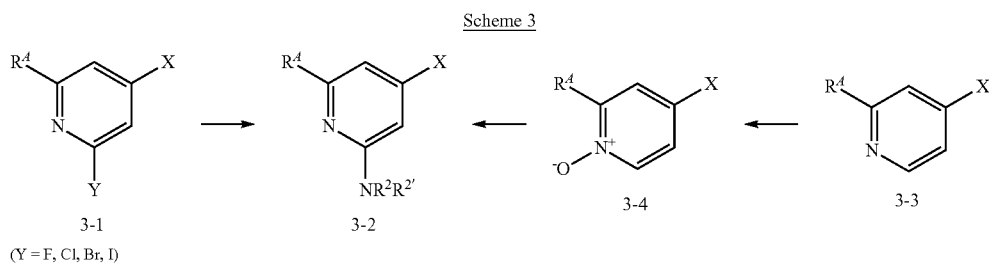
**[0431]** In some embodiments, 4-substituted-2-halo pyridine 1-1 is treated with an appropriately substituted alcohol  $\text{R}^2\text{OH}$  in the presence of a strong base using a suitable polar solvent to provide 1-2. In some embodiments, the strong base is  $\text{KO}^t\text{Bu}$ . In some embodiments, the polar solvent is DMF. In some embodiments, if  $\text{R}^2$  is aryl or heteroaryl, a suitable milder base may be employed. In some embodiments, the milder base is  $\text{Cs}_2\text{CO}_3$ . In other embodiments, 1-2 is prepared from 2-hydroxypyridine (2-pyridone) 1-3. In some embodiments, O-alkylation is performed with suitable base and an alkylating agent in an appropriate organic solvent to provide 1-2. In some embodiments, the suitable base is  $\text{Ag}_2\text{CO}_3$ . In other embodiments, the suitable alkylating agent is  $\text{R}^2\text{—Br}$  or  $\text{R}^2\text{—I}$ . In other embodiments, Mitsunobu conditions are used to achieve the same transformation. In both cases the N-alkylated product may also be obtained.

**[0432]** In some embodiments, 2-thioalkylpyridines/2-thioarylpyridines are prepared as shown in Scheme 2.



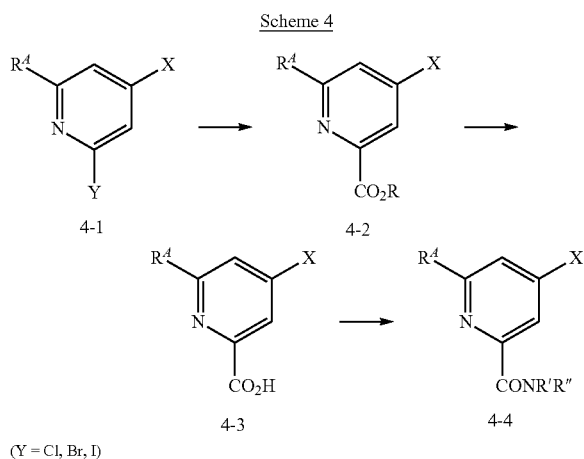
**[0433]** In some embodiments, 2-thioalkylpyridines/2-thioarylpyridines 2-2 (compounds of Formula (I) containing a sulfur linkage), are prepared by treatment of the corresponding 2-halopyridine 2-1 with the appropriate thiol  $\text{R}^2\text{SH}$  and a suitable base in a suitable solvent. In some embodiments, the suitable base is  $\text{Cs}_2\text{CO}_3$ . In some embodiments, the suitable solvent is DMF.

**[0434]** In some embodiments, compounds of Formula (I) in which there is an amine linking group ( $\text{Y}=\text{NR}^2\text{R}^2$ ) are synthesized according to Scheme 3.



**[0435]** In some embodiments, nucleophilic displacement of a 2-halopyridine 3-1 using an amine  $NHR^2R^{2'}$  and a suitable base in a suitable organic solvent provides 3-2. In some embodiments, heat and pressure facilitate the reaction. In some embodiments, the suitable base is  $KO^tBu$ . In some embodiments, the suitable organic solvent is DMF. In some embodiments, a palladium or a copper catalyst is also used. In some embodiments, pyridines of general structure 3-3 are oxidized to the N-oxide (3-4) using a suitable oxidant. In some embodiments, the suitable oxidant is mCPBA. In some embodiments, treatment of the N-oxide with an amine  $NHR^2R^{2'}$  in the presence of bromotripyrrolidinophosphonium hexafluorophosphate (PyBroP) and a suitable organic base in a solvent yields 3-2 (see Londregan Org. Lett., 2010, 12, p 5254-5257). In some embodiments, the suitable organic base is  $^tPrEt_2N$ . In some embodiments, the suitable solvent is  $CH_2Cl_2$ .

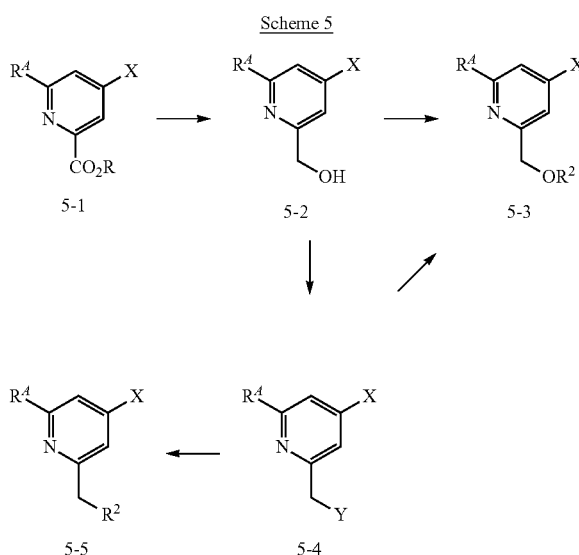
**[0436]** In some embodiments, the compounds of Formula (I) containing an amide linkage (4-4) are prepared as shown in Scheme 4.



**[0437]** In some embodiments, 2-halopyridine 4-1 is treated with CO in the presence of a suitable palladium catalyst and a suitable base in a suitable organic solvent to afford ester 4-2. In some embodiments, the palladium catalyst is  $PdCl_2(PPh_3)_4$ . In some embodiments, the base is NaOAc. In some embodiments, the organic solvent is MeOH. In some embodiments, the ester is hydrolyzed using aqueous LiOH with a suitable organic solvent to afford acid 4-3. In some embodiments, the organic solvent is MeOH or

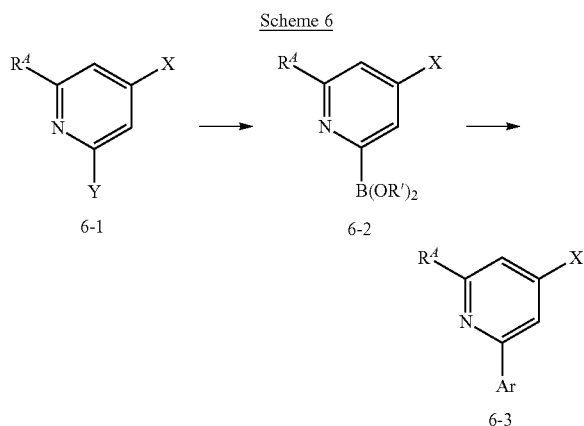
THF. In some embodiments, standard peptide coupling reaction conditions with an appropriately substituted amine  $HNR^2R^{2'}$  are used to yield amide 4-4.

**[0438]** In some embodiments, the compounds of Formula (I) containing a methyleneoxy or a methylene linkage are prepared as shown in Scheme 5.



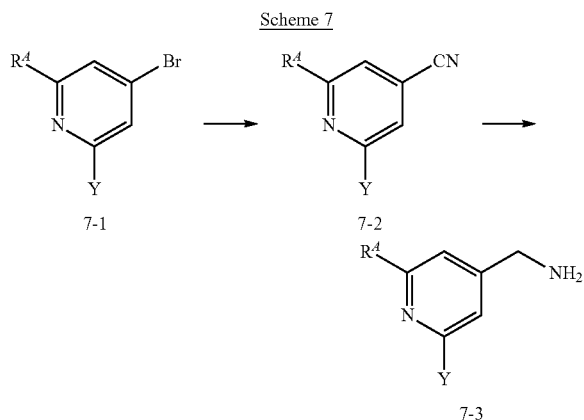
**[0439]** In some embodiments, ester 5-1 is reduced to the alcohol 5-2 using a suitable reducing agent in an appropriate solvent. In some embodiments, the suitable reducing agent is  $NaBH_4$ . In some embodiments, the appropriate solvent is MeOH. In some embodiments, alcohol 5-2 is converted to ether 5-3 using the Mitsunobu reaction protocol. In other embodiments, alcohol 5-2 is converted into halogenated 5-4 using an appropriate halogenating reagent. In some embodiments,  $Y=Br$  in 5-4. In some embodiments, the halogenating reagent is TPP or  $CBr_4$ . In some embodiments, displacement of the leaving group on 5-4 with an alcohol or phenol is as described above yields 5-3. In other embodiments compound 5-4 is reacted with other nucleophiles in the presence of a suitable base and suitable solvent to provide the methylene linked compound 5-5. In some embodiments, the base is NaH. In some embodiments, the suitable solvent is THF.

**[0440]** In some embodiments, the compounds of Formula (I) that contain a bond to an aryl (or heteroaryl) substituent are prepared as described in Scheme 6.



[0441] In some embodiments, 2-halopyridine compound of general structure 6-1 is converted to the corresponding 2-boronic acid or 2-boronate ester derivative 6-2 using standard methodologies, such as those described in Liu et al, ARKIVOC, 2013, (i) p 135-153. In some embodiments, a Suzuki reaction employing 6-2 and an appropriately substituted aryl (or heteroaryl) bromide or iodide using a palladium catalyst in the presence of a suitable base in a suitable solvent affords compound 6-3. In some embodiments, the palladium catalyst is  $\text{Pd}(\text{OAc})_2$  or  $\text{Pd}(\text{PPh}_3)_4$ . In other embodiments, the suitable base is  $\text{K}_2\text{CO}_3$ . In other embodiments, the solvent is DMF. In other embodiments, compound 6-1 is coupled with an aryl (or heteroaryl) boronic acid/ester using standard conditions for the Suzuki reaction to afford 6-3 directly.

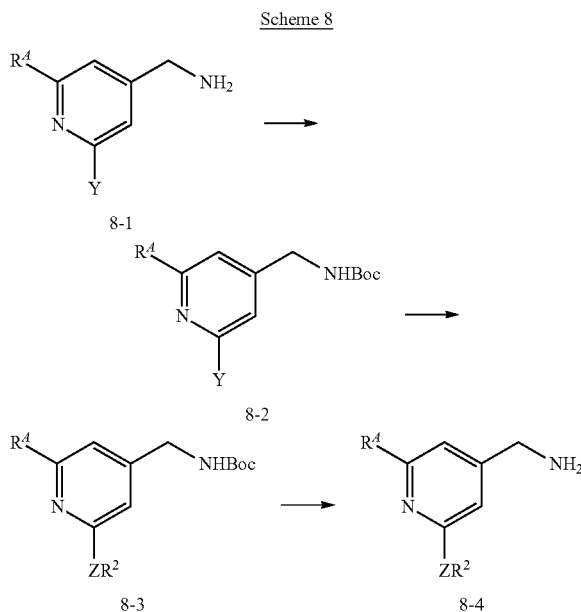
[0442] 4-Aminomethylpyridines are prepared in a variety of ways. In some embodiments, 4-aminomethylpyridines are prepared as outline in Scheme 7.



[0443] In some embodiments, 4-bromo-2-picolinic ester derivative 7-1 is converted to the 4-cyano analog 7-2 with  $\text{Zn}(\text{CN})_2$  in the presence of a suitable palladium catalyst. In some embodiments, the suitable palladium catalyst is  $\text{Pd}(\text{PPh}_3)_4$ . In some embodiments, reduction of the nitrile with a suitable reducing agent affords the methyl amine 7-3. In some embodiments, the reducing agent is  $\text{CoCl}_2$  and

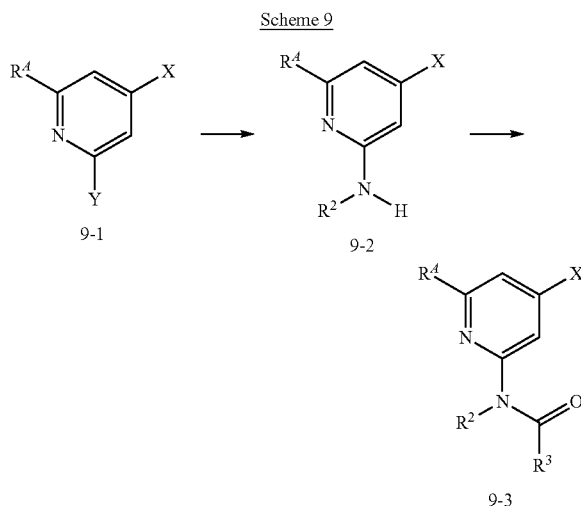
$\text{NaBH}_4$ . In some embodiments, the use of  $\text{NaBD}_4$  in place of  $\text{NaBH}_4$  allows for the preparation of the corresponding deuteriomethylamine.

[0444] In some embodiments, pyridine compounds containing a 4-aminomethyl substituent are prepared as shown in Scheme 8.



[0445] In some embodiments, the appropriately functionalized 4-aminomethyl pyridine 8-1 is treated with  $\text{Boc}_2\text{O}$  to afford 8-2. In some embodiments, 8-2 is transformed into 8-3 using the procedures described herein to install the appropriate substituent  $-\text{ZR}^2$ . In some embodiments, deprotection of the amine with TFA or HCl provides 8-4 as the corresponding salt.

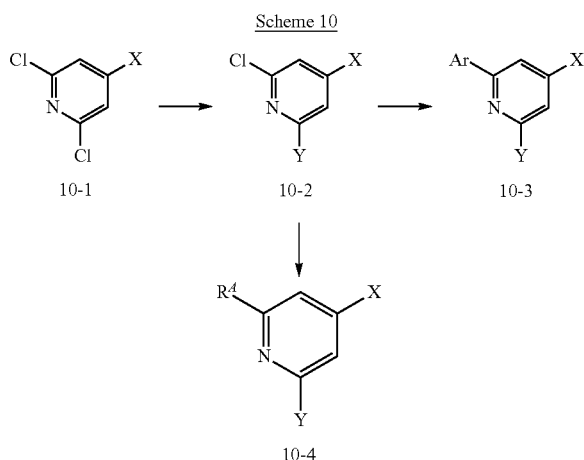
[0446] In some embodiments, the compounds of Formula (I) containing an amide linkage (9-3) are prepared as shown in Scheme 9.



(Y = Cl, Br, I)

[0447] In some embodiments, 2-halopyridine 9-1 is treated with an amine  $\text{NH}_2\text{R}^2$  in the presence of a suitable base and in an organic solvent to afford 9-2. In some embodiments, the suitable base is  $\text{KO}^t\text{Bu}$ . In some embodiments, the suitable organic solvent is DMF. In some embodiments, standard peptide coupling reaction conditions with an appropriately substituted carboxylic acid  $\text{R}^3\text{CO}_2\text{H}$  affords amide 9-3.

[0448] 2,6-Disubstituted pyridines are prepared in a variety of ways. In some embodiments, 2,6-disubstituted pyridines are prepared as shown in Scheme 10.



$\text{R}^4 = \text{NR}^4, \text{OR}^4, \text{or SR}^4$

[0449] In some embodiments, 2,6-dichloropyridine 10-1 is converted into appropriately functionalized chloropyridine 10-2 using the procedures described herein and by carefully controlling amounts of reagents employed. In some embodiments, reaction of 10-2 with an aryl (or heteroaryl) boronic acid/ester using standard conditions for the Suzuki reaction affords 10-3. In some embodiments, 10-2 is converted into appropriately functionalized pyridines 10-4 using procedures described herein.

[0450] In some embodiments,  $\text{R}^4$ , as shown in any one of Schemes 1-10, is hydrogen.

[0451] In some embodiments, compounds are prepared as described in the Examples.

#### Certain Terminology

[0452] Unless otherwise stated, the following terms used in this application have the definitions given below. The use of the term “including” as well as other forms, such as “include”, “includes,” and “included,” is not limiting. The section headings used herein are for organizational purposes only and are not to be construed as limiting the subject matter described.

[0453] As used herein,  $\text{C}_1\text{-C}_x$  includes  $\text{C}_1\text{-C}_2$ ,  $\text{C}_1\text{-C}_3$  . . .  $\text{C}_1\text{-C}_x$ . By way of example only, a group designated as “ $\text{C}_1\text{-C}_4$ ” indicates that there are one to four carbon atoms in the moiety, i.e. groups containing 1 carbon atom, 2 carbon atoms, 3 carbon atoms or 4 carbon atoms. Thus, by way of example only, “ $\text{C}_1\text{-C}_4$  alkyl” indicates that there are one to four carbon atoms in the alkyl group, i.e., the alkyl group is

selected from among methyl, ethyl, propyl, iso-propyl, n-butyl, iso-butyl, sec-butyl, and t-butyl.

[0454] An “alkyl” group refers to an aliphatic hydrocarbon group. The alkyl group is branched or straight chain. In some embodiments, the “alkyl” group has 1 to 10 carbon atoms, i.e. a  $\text{C}_1\text{-C}_{10}$ alkyl. Whenever it appears herein, a numerical range such as “1 to 10” refers to each integer in the given range; e.g., “1 to 10 carbon atoms” means that the alkyl group consist of 1 carbon atom, 2 carbon atoms, 3 carbon atoms, etc., up to and including 10 carbon atoms, although the present definition also covers the occurrence of the term “alkyl” where no numerical range is designated. In some embodiments, an alkyl is a  $\text{C}_1\text{-C}_6$ alkyl. In one aspect the alkyl is methyl, ethyl, propyl, iso-propyl, n-butyl, iso-butyl, sec-butyl, or t-butyl. Typical alkyl groups include, but are in no way limited to, methyl, ethyl, propyl, isopropyl, butyl, isobutyl, sec-butyl, tertiary butyl, pentyl, neopentyl, or hexyl.

[0455] An “alkylene” group refers to a divalent alkyl radical. Any of the above mentioned monovalent alkyl groups may be an alkylene by abstraction of a second hydrogen atom from the alkyl. In some embodiments, an alkylene is a  $\text{C}_1\text{-C}_6$ alkylene. In other embodiments, an alkylene is a  $\text{C}_1\text{-C}_4$ alkylene. Typical alkylene groups include, but are not limited to,  $-\text{CH}_2-$ ,  $-\text{CH}(\text{CH}_3)-$ ,  $-\text{C}(\text{CH}_3)_2-$ ,  $-\text{CH}_2\text{CH}_2-$ ,  $-\text{CH}_2\text{CH}(\text{CH}_3)-$ ,  $-\text{CH}_2\text{C}(\text{CH}_3)_2-$ ,  $-\text{CH}_2\text{CH}_2\text{CH}_2-$ ,  $-\text{CH}_2\text{CH}_2\text{CH}_2\text{CH}_2-$ , and the like.

[0456] “Deuteroalkyl” refers to an alkyl group where 1 or more hydrogen atoms of an alkyl are replaced with deuterium.

[0457] The term “alkenyl” refers to a type of alkyl group in which at least one carbon-carbon double bond is present. In one embodiment, an alkenyl group has the formula  $-\text{C}(\text{R})=\text{CR}_2$ , wherein R refers to the remaining portions of the alkenyl group, which may be the same or different. In some embodiments, R is H or an alkyl. Non-limiting examples of an alkenyl group include  $-\text{CH}=\text{CH}_2$ ,  $-\text{C}(\text{CH}_3)=\text{CH}_2$ ,  $-\text{CH}=\text{CHCH}_3$ ,  $-\text{C}(\text{CH}_3)=\text{CHCH}_3$ , and  $-\text{CH}_2\text{CH}=\text{CH}_2$ .

[0458] The term “alkynyl” refers to a type of alkyl group in which at least one carbon-carbon triple bond is present. In one embodiment, an alkynyl group has the formula  $-\text{C}\equiv\text{C}-\text{R}$ , wherein R refers to the remaining portions of the alkynyl group. In some embodiments, R is H or an alkyl. Non-limiting examples of an alkynyl group include  $-\text{C}\equiv\text{CH}$ ,  $-\text{C}\equiv\text{CCH}_3$ ,  $-\text{C}\equiv\text{CCH}_2\text{CH}_3$ ,  $-\text{CH}_2\text{C}\equiv\text{CH}$ .

[0459] An “alkoxy” group refers to a (alkyl)O— group, where alkyl is as defined herein.

[0460] The term “alkylamine” refers to the  $-\text{N}(\text{alkyl})_x\text{H}_y$  group, where x is 0 and y is 2, or where x is 1 and y is 1, or where x is 2 and y is 0.

[0461] The term “aromatic” refers to a planar ring having a delocalized  $\pi$ -electron system containing  $4n+2$   $\pi$  electrons, where n is an integer. The term “aromatic” includes both carbocyclic aryl (“aryl”, e.g., phenyl) and heterocyclic aryl (or “heteroaryl” or “heteroaromatic”) groups (e.g., pyridine). The term includes monocyclic or fused-ring polycyclic (i.e., rings which share adjacent pairs of carbon atoms) groups.

[0462] The term “carbocyclic” or “carbocycle” refers to a ring or ring system where the atoms forming the backbone of the ring are all carbon atoms. The term thus distinguishes carbocyclic from “heterocyclic” rings or “heterocycles” in

which the ring backbone contains at least one atom which is different from carbon. In some embodiments, at least one of the two rings of a bicyclic carbocycle is aromatic. In some embodiments, both rings of a bicyclic carbocycle are aromatic. In some embodiments, bicyclic carbocycles are fused, bridged or spirocyclic.

**[0463]** As used herein, the term “aryl” refers to an aromatic ring wherein each of the atoms forming the ring is a carbon atom. In one aspect, aryl is phenyl or a naphthyl. In some embodiments, an aryl is a phenyl. In some embodiments, an aryl is a C<sub>6</sub>-C<sub>10</sub>aryl. Depending on the structure, an aryl group is a monoradical or a diradical (i.e., an arylene group).

**[0464]** The term “cycloalkyl” refers to a monocyclic or polycyclic aliphatic, non-aromatic radical, wherein each of the atoms forming the ring (i.e. skeletal atoms) is a carbon atom. In some embodiments, cycloalkyls are spirocyclic or bridged compounds. In some embodiments, cycloalkyls are optionally fused with an aromatic ring, and the point of attachment is at a carbon that is not an aromatic ring carbon atom. Cycloalkyl groups include groups having from 3 to 10 ring atoms. In some embodiments, cycloalkyl groups are selected from among cyclopropyl, cyclobutyl, cyclopentyl, cyclopentenyl, cyclohexyl, cyclohexenyl, cycloheptyl, cyclooctyl, spiro[2.2]pentyl, norbornyl and bicycle[1.1.1]pentyl. In some embodiments, a cycloalkyl is a C<sub>3</sub>-C<sub>6</sub>cycloalkyl.

**[0465]** The term “halo” or, alternatively, “halogen” or “halide” means fluoro, chloro, bromo or iodo. In some embodiments, halo is fluoro, chloro, or bromo.

**[0466]** The term “fluoroalkyl” refers to an alkyl in which one or more hydrogen atoms are replaced by a fluorine atom. In one aspect, a fluoroalkyl is a C<sub>1</sub>-C<sub>6</sub>fluoroalkyl.

**[0467]** The term “heteroalkyl” refers to an alkyl group in which one or more skeletal atoms of the alkyl are selected from an atom other than carbon, e.g., oxygen, nitrogen (e.g. —NH—, —N(alkyl)—, sulfur, or combinations thereof. A heteroalkyl is attached to the rest of the molecule at a carbon atom of the heteroalkyl. In one aspect, a heteroalkyl is a C<sub>1</sub>-C<sub>6</sub>heteroalkyl.

**[0468]** The term “heterocycle” or “heterocyclic” refers to heteroaromatic rings (also known as heteroaryls) and heterocycloalkyl rings (also known as heterocycloalkyls) containing one to four heteroatoms in the ring(s), where each heteroatom in the ring(s) is selected from O, S and N, wherein each heterocyclic group has from 3 to 10 atoms in its ring system, and with the proviso that any ring does not contain two adjacent O or S atoms. Non-aromatic heterocyclic groups (also known as heterocycloalkyls) include rings having 3 to 10 atoms in its ring system and aromatic heterocyclic groups include rings having 5 to 10 atoms in its ring system. The heterocyclic groups include benzo-fused ring systems. Examples of non-aromatic heterocyclic groups are pyrrolidinyl, tetrahydrofuranlyl, dihydrofuranlyl, tetrahydrothienyl, oxazolidinonyl, tetrahydropyranlyl, dihydropyranlyl, tetrahydrothiopyranlyl, piperidinyl, morpholinyl, thiomorpholinyl, thioxanlyl, piperazinyl, aziridinyl, azetidiny, oxetany, thietany, homopiperidinyl, oxepany, thiepany, oxazepiny, diazepiny, thiazepiny, 1,2,3,6-tetrahydropyridinyl, pyrrolin-2-yl, pyrrolin-3-yl, indolinyl, 2H-pyranlyl, 4H-pyranlyl, dioxany, 1,3-dioxolany, pyrazolinyl, dithianyl, dithiolany, dihydropyranlyl, dihydrothienyl, dihydrofuranlyl, pyrazolidinyl, imidazolinyl, imidazolidinyl, 3-azabicyclo[3.1.0]hexany, 3-azabicyclo[4.1.0]heptanyl,

3H-indolyl, indolin-2-onyl, isoindolin-1-onyl, isoindoline-1,3-dionyl, 3,4-dihydroisoquinolin-1(2H)-onyl, 3,4-dihydroquinolin-2(1H)-onyl, isoindoline-1,3-dithionyl, benzo[d]oxazol-2(3H)-onyl, 1H-benzo[d]imidazol-2(3H)-onyl, benzo[d]thiazol-2(3H)-onyl, and quinoliziny. Examples of aromatic heterocyclic groups are pyridinyl, imidazolyl, pyrimidinyl, pyrazolyl, triazolyl, pyrazinyl, tetrazolyl, furyl, thienyl, isoxazolyl, thiazolyl, oxazolyl, isothiazolyl, pyrrolyl, quinolinyl, isoquinolinyl, indolyl, benzimidazolyl, benzofuranlyl, cinnolinyl, indazolyl, indoliziny, phthalazinyl, pyridazinyl, triazinyl, isoindolyl, pteridinyl, purinyl, oxadiazolyl, thiadiazolyl, furazanyl, benzofurazanyl, benzothio-phenyl, benzothiazolyl, benzoxazolyl, quinazolinyl, quinoxaliny, naphthyridinyl, and furopyridinyl. The foregoing groups are either C-attached (or C-linked) or N-attached where such is possible. For instance, a group derived from pyrrole includes both pyrrol-1-yl (N-attached) or pyrrol-3-yl (C-attached). Further, a group derived from imidazole includes imidazol-1-yl or imidazol-3-yl (both N-attached) or imidazol-2-yl, imidazol-4-yl or imidazol-5-yl (all C-attached). The heterocyclic groups include benzo-fused ring systems. Non-aromatic heterocycles are optionally substituted with one or two oxo (=O) moieties, such as pyrrolidin-2-one. In some embodiments, at least one of the two rings of a bicyclic heterocycle is aromatic. In some embodiments, both rings of a bicyclic heterocycle are aromatic. In some embodiments, bicyclic heterocycles are fused, bridged or spirocyclic.

**[0469]** The terms “heteroaryl” or, alternatively, “heteroaromatic” refers to an aryl group that includes one or more ring heteroatoms selected from nitrogen, oxygen and sulfur. Illustrative examples of heteroaryl groups include monocyclic heteroaryls and bicyclic heteroaryls. Monocyclic heteroaryls include pyridinyl, imidazolyl, pyrimidinyl, pyrazolyl, triazolyl, pyrazinyl, tetrazolyl, furyl, thienyl, isoxazolyl, thiazolyl, oxazolyl, isothiazolyl, pyrrolyl, pyridazinyl, triazinyl, oxadiazolyl, thiadiazolyl, and furazanyl. Monocyclic heteroaryls include indolizine, indole, benzofuran, benzothiophene, indazole, benzimidazole, purine, quinolizine, quinoline, isoquinoline, cinnoline, phthalazine, quinazoline, quinoxaline, 1,8-naphthyridine, and pteridine. In some embodiments, a heteroaryl contains 0-4 N atoms in the ring. In some embodiments, a heteroaryl contains 1-4 N atoms in the ring. In some embodiments, a heteroaryl contains 0-4 N atoms, 0-1 O atoms, and 0-1 S atoms in the ring. In some embodiments, a heteroaryl contains 1-4 N atoms, 0-1 O atoms, and 0-1 S atoms in the ring. In some embodiments, heteroaryl is a C<sub>1</sub>-C<sub>9</sub>heteroaryl. In some embodiments, monocyclic heteroaryl is a C<sub>1</sub>-C<sub>5</sub>heteroaryl. In some embodiments, monocyclic heteroaryl is a 5-membered or 6-membered heteroaryl. In some embodiments, bicyclic heteroaryl is a C<sub>6</sub>-C<sub>9</sub>heteroaryl.

**[0470]** A “heterocycloalkyl” or “heteroalicyclic” group refers to a cycloalkyl group that includes at least one heteroatom selected from nitrogen, oxygen and sulfur. In some embodiments, a heterocycloalkyl is fused with an aryl or heteroaryl. In some embodiments, the heterocycloalkyl is oxazolidinonyl, pyrrolidinyl, tetrahydrofuranlyl, tetrahydrothienyl, tetrahydropyranlyl, tetrahydrothiopyranlyl, piperidinyl, morpholinyl, thiomorpholinyl, piperazinyl, piperidin-2-onyl, pyrrolidine-2,5-dithionyl, pyrrolidine-2,5-dionyl, pyrrolidinonyl, imidazolidinyl, imidazolidin-2-onyl, or thiazolidin-2-onyl. The term heteroalicyclic also includes all ring forms of the carbohydrates, including but not limited

to the monosaccharides, the disaccharides and the oligosaccharides. In one aspect, a heterocycloalkyl is a C<sub>2</sub>-C<sub>10</sub> heterocycloalkyl. In another aspect, a heterocycloalkyl is a C<sub>4</sub>-C<sub>10</sub> heterocycloalkyl. In some embodiments, a heterocycloalkyl contains 0-2 N atoms in the ring. In some embodiments, a heterocycloalkyl contains 0-2 N atoms, 0-2 O atoms and 0-1 S atoms in the ring.

**[0471]** The term “bond” or “single bond” refers to a chemical bond between two atoms, or two moieties when the atoms joined by the bond are considered to be part of larger substructure. In one aspect, when a group described herein is a bond, the referenced group is absent thereby allowing a bond to be formed between the remaining identified groups.

**[0472]** The term “moiety” refers to a specific segment or functional group of a molecule. Chemical moieties are often recognized chemical entities embedded in or appended to a molecule.

**[0473]** The term “optionally substituted” or “substituted” means that the referenced group is optionally substituted with one or more additional group(s) individually and independently selected from halogen, —CN, —NH<sub>2</sub>, —NH(alkyl), —N(alkyl)<sub>2</sub>, —OH, —CO<sub>2</sub>H, —CO<sub>2</sub>alkyl, —C(=O)NH<sub>2</sub>, —C(=O)NH(alkyl), —C(=O)N(alkyl)<sub>2</sub>, —S(=O)<sub>2</sub>NH<sub>2</sub>, —S(=O)<sub>2</sub>NH(alkyl), —S(=O)<sub>2</sub>N(alkyl)<sub>2</sub>, alkyl, cycloalkyl, fluoroalkyl, heteroalkyl, alkoxy, fluoroalkoxy, heterocycloalkyl, aryl, heteroaryl, aryloxy, alkylthio, arylthio, alkylsulfoxide, arylsulfoxide, alkylsulfone, and arylsulfone. In some other embodiments, optional substituents are independently selected from halogen, —CN, —NH<sub>2</sub>, —NH(CH<sub>3</sub>), —N(CH<sub>3</sub>)<sub>2</sub>, —OH, —CO<sub>2</sub>H, —CO<sub>2</sub>(C<sub>1</sub>-C<sub>4</sub>alkyl), —C(=O)NH<sub>2</sub>, —C(=O)NH(C<sub>1</sub>-C<sub>4</sub>alkyl), —C(=O)N(C<sub>1</sub>-C<sub>4</sub>alkyl)<sub>2</sub>, —S(=O)<sub>2</sub>NH<sub>2</sub>, —S(=O)<sub>2</sub>NH(C<sub>1</sub>-C<sub>4</sub>alkyl), —S(=O)<sub>2</sub>N(C<sub>1</sub>-C<sub>4</sub>alkyl)<sub>2</sub>, C<sub>1</sub>-C<sub>4</sub>alkyl, C<sub>3</sub>-C<sub>6</sub>cycloalkyl, C<sub>1</sub>-C<sub>4</sub>fluoroalkyl, C<sub>1</sub>-C<sub>4</sub>heteroalkyl, C<sub>1</sub>-C<sub>4</sub>alkoxy, C<sub>1</sub>-C<sub>4</sub>fluoroalkoxy, —SC<sub>1</sub>-C<sub>4</sub>alkyl, —S(=O)C<sub>1</sub>-C<sub>4</sub>alkyl, and —S(=O)<sub>2</sub>C<sub>1</sub>-C<sub>4</sub>alkyl. In some embodiments, optional substituents are independently selected from halogen, —CN, —NH<sub>2</sub>, —OH, —NH(CH<sub>3</sub>), —N(CH<sub>3</sub>)<sub>2</sub>, —CH<sub>3</sub>, —CH<sub>2</sub>CH<sub>3</sub>, —CF<sub>3</sub>, —OCH<sub>3</sub>, and —OCF<sub>3</sub>. In some embodiments, substituted groups are substituted with one or two of the preceding groups. In some embodiments, an optional substituent on an aliphatic carbon atom (acyclic or cyclic) includes oxo (=O).

**[0474]** The term “acceptable” with respect to a formulation, composition or ingredient, as used herein, means having no persistent detrimental effect on the general health of the subject being treated.

**[0475]** The term “modulate” as used herein, means to interact with a target either directly or indirectly so as to alter the activity of the target, including, by way of example only, to enhance the activity of the target, to inhibit the activity of the target, to limit the activity of the target, or to extend the activity of the target.

**[0476]** The term “modulator” as used herein, refers to a molecule that interacts with a target either directly or indirectly. The interactions include, but are not limited to, the interactions of an agonist, partial agonist, an inverse agonist, antagonist, degrader, or combinations thereof. In some embodiments, a modulator is an antagonist. In some embodiments, a modulator is a degrader.

**[0477]** The terms “administer,” “administering,” “administration,” and the like, as used herein, refer to the methods that may be used to enable delivery of compounds or compositions to the desired site of biological action. These

methods include, but are not limited to oral routes, intraduodenal routes, parenteral injection (including intravenous, subcutaneous, intraperitoneal, intramuscular, intravascular or infusion), topical and rectal administration. Those of skill in the art are familiar with administration techniques that can be employed with the compounds and methods described herein. In some embodiments, the compounds and compositions described herein are administered orally.

**[0478]** The terms “co-administration” or the like, as used herein, are meant to encompass administration of the selected therapeutic agents to a single patient, and are intended to include treatment regimens in which the agents are administered by the same or different route of administration or at the same or different time.

**[0479]** The terms “effective amount” or “therapeutically effective amount,” as used herein, refer to a sufficient amount of an agent or a compound being administered, which will relieve to some extent one or more of the symptoms of the disease or condition being treated. The result includes reduction and/or alleviation of the signs, symptoms, or causes of a disease, or any other desired alteration of a biological system. For example, an “effective amount” for therapeutic uses is the amount of the composition comprising a compound as disclosed herein required to provide a clinically significant decrease in disease symptoms. An appropriate “effective” amount in any individual case is optionally determined using techniques, such as a dose escalation study.

**[0480]** The terms “enhance” or “enhancing,” as used herein, means to increase or prolong either in potency or duration a desired effect. Thus, in regard to enhancing the effect of therapeutic agents, the term “enhancing” refers to the ability to increase or prolong, either in potency or duration, the effect of other therapeutic agents on a system. An “enhancing-effective amount,” as used herein, refers to an amount adequate to enhance the effect of another therapeutic agent in a desired system.

**[0481]** The term “pharmaceutical combination” as used herein, means a product that results from the mixing or combining of more than one active ingredient and includes both fixed and non-fixed combinations of the active ingredients. The term “fixed combination” means that the active ingredients, e.g. a compound described herein, or a pharmaceutically acceptable salt thereof, and a co-agent, are both administered to a patient simultaneously in the form of a single entity or dosage. The term “non-fixed combination” means that the active ingredients, e.g. a compound described herein, or a pharmaceutically acceptable salt thereof, and a co-agent, are administered to a patient as separate entities either simultaneously, concurrently or sequentially with no specific intervening time limits, wherein such administration provides effective levels of the two compounds in the body of the patient. The latter also applies to cocktail therapy, e.g. the administration of three or more active ingredients.

**[0482]** The terms “kit” and “article of manufacture” are used as synonyms.

**[0483]** The term “subject” or “patient” encompasses mammals. Examples of mammals include, but are not limited to, any member of the Mammalian class: humans, non-human primates such as chimpanzees, and other apes and monkey species; farm animals such as cattle, horses, sheep, goats, swine; domestic animals such as rabbits, dogs, and cats;

laboratory animals including rodents, such as rats, mice and guinea pigs, and the like. In one aspect, the mammal is a human.

**[0484]** The terms “treat,” “treating” or “treatment,” as used herein, include alleviating, abating or ameliorating at least one symptom of a disease or condition, preventing additional symptoms, inhibiting the disease or condition, e.g., arresting the development of the disease or condition, relieving the disease or condition, causing regression of the disease or condition, relieving a condition caused by the disease or condition, or stopping the symptoms of the disease or condition either prophylactically and/or therapeutically.

#### Pharmaceutical Compositions

**[0485]** In some embodiments, the compounds described herein are formulated into pharmaceutical compositions. Pharmaceutical compositions are formulated in a conventional manner using one or more pharmaceutically acceptable inactive ingredients that facilitate processing of the active compounds into preparations that are used pharmaceutically. Proper formulation is dependent upon the route of administration chosen. A summary of pharmaceutical compositions described herein is found, for example, in Remington: The Science and Practice of Pharmacy, Nineteenth Ed (Easton, Pa.: Mack Publishing Company, 1995); Hoover, John E., Remington's Pharmaceutical Sciences, Mack Publishing Co., Easton, Pa. 1975; Liberman, H. A. and Lachman, L., Eds., Pharmaceutical Dosage Forms, Marcel Dekker, New York, N.Y., 1980; and Pharmaceutical Dosage Forms and Drug Delivery Systems, Seventh Ed. (Lippincott Williams & Wilkins 1999), herein incorporated by reference for such disclosure.

**[0486]** In some embodiments, the compounds described herein are administered either alone or in combination with pharmaceutically acceptable carriers, excipients or diluents, in a pharmaceutical composition. Administration of the compounds and compositions described herein can be effected by any method that enables delivery of the compounds to the site of action. These methods include, though are not limited to delivery via enteral routes (including oral, gastric or duodenal feeding tube, rectal suppository and rectal enema), parenteral routes (injection or infusion, including intraarterial, intracardiac, intradermal, intraduodenal, intramedullary, intramuscular, intraosseous, intraperitoneal, intrathecal, intravascular, intravenous, intravitreal, epidural and subcutaneous), inhalational, transdermal, transmucosal, sublingual, buccal and topical (including epicutaneous, dermal, enema, eye drops, ear drops, intranasal, vaginal) administration, although the most suitable route may depend upon for example the condition and disorder of the recipient. By way of example only, compounds described herein can be administered locally to the area in need of treatment, by for example, local infusion during surgery, topical application such as creams or ointments, injection, catheter, or implant. The administration can also be by direct injection at the site of a diseased tissue or organ.

**[0487]** In some embodiments, pharmaceutical compositions suitable for oral administration are presented as discrete units such as capsules, cachets or tablets each containing a predetermined amount of the active ingredient; as a powder or granules; as a solution or a suspension in an aqueous liquid or a non-aqueous liquid; or as an oil-in-water

liquid emulsion or a water-in-oil liquid emulsion. In some embodiments, the active ingredient is presented as a bolus, electuary or paste.

**[0488]** Pharmaceutical compositions which can be used orally include tablets, push-fit capsules made of gelatin, as well as soft, sealed capsules made of gelatin and a plasticizer, such as glycerol or sorbitol. Tablets may be made by compression or molding, optionally with one or more accessory ingredients. Compressed tablets may be prepared by compressing in a suitable machine the active ingredient in a free-flowing form such as a powder or granules, optionally mixed with binders, inert diluents, or lubricating, surface active or dispersing agents. Molded tablets may be made by molding in a suitable machine a mixture of the powdered compound moistened with an inert liquid diluent. In some embodiments, the tablets are coated or scored and are formulated so as to provide slow or controlled release of the active ingredient therein. All formulations for oral administration should be in dosages suitable for such administration. The push-fit capsules can contain the active ingredients in admixture with filler such as lactose, binders such as starches, and/or lubricants such as talc or magnesium stearate and, optionally, stabilizers. In soft capsules, the active compounds may be dissolved or suspended in suitable liquids, such as fatty oils, liquid paraffin, or liquid polyethylene glycols. In some embodiments, stabilizers are added. Dragee cores are provided with suitable coatings. For this purpose, concentrated sugar solutions may be used, which may optionally contain gum arabic, talc, polyvinyl pyrrolidone, carbopol gel, polyethylene glycol, and/or titanium dioxide, lacquer solutions, and suitable organic solvents or solvent mixtures. Dyestuffs or pigments may be added to the tablets or Dragee coatings for identification or to characterize different combinations of active compound doses.

**[0489]** In some embodiments, pharmaceutical compositions are formulated for parenteral administration by injection, e.g., by bolus injection or continuous infusion. Formulations for injection may be presented in unit dosage form, e.g., in ampoules or in multi-dose containers, with an added preservative. The compositions may take such forms as suspensions, solutions or emulsions in oily or aqueous vehicles, and may contain formulatory agents such as suspending, stabilizing and/or dispersing agents. The compositions may be presented in unit-dose or multi-dose containers, for example sealed ampoules and vials, and may be stored in powder form or in a freeze-dried (lyophilized) condition requiring only the addition of the sterile liquid carrier, for example, saline or sterile pyrogen-free water, immediately prior to use. Extemporaneous injection solutions and suspensions may be prepared from sterile powders, granules and tablets of the kind previously described.

**[0490]** Pharmaceutical compositions for parenteral administration include aqueous and non-aqueous (oily) sterile injection solutions of the active compounds which may contain antioxidants, buffers, bacteriostats and solutes which render the formulation isotonic with the blood of the intended recipient; and aqueous and non-aqueous sterile suspensions which may include suspending agents and thickening agents. Suitable lipophilic solvents or vehicles include fatty oils such as sesame oil, or synthetic fatty acid esters, such as ethyl oleate or triglycerides, or liposomes. Aqueous injection suspensions may contain substances which increase the viscosity of the suspension, such as sodium carboxymethyl cellulose, sorbitol, or dextran.

Optionally, the suspension may also contain suitable stabilizers or agents which increase the solubility of the compounds to allow for the preparation of highly concentrated solutions.

[0491] Pharmaceutical compositions may also be formulated as a depot preparation. Such long acting formulations may be administered by implantation (for example subcutaneously or intramuscularly) or by intramuscular injection. Thus, for example, the compounds may be formulated with suitable polymeric or hydrophobic materials (for example, as an emulsion in an acceptable oil) or ion exchange resins, or as sparingly soluble derivatives, for example, as a sparingly soluble salt.

[0492] For buccal or sublingual administration, the compositions may take the form of tablets, lozenges, pastilles, or gels formulated in conventional manner. Such compositions may comprise the active ingredient in a flavored basis such as sucrose and acacia or tragacanth.

[0493] Pharmaceutical compositions may also be formulated in rectal compositions such as suppositories or retention enemas, e.g., containing conventional suppository bases such as cocoa butter, polyethylene glycol, or other glycerides.

[0494] Pharmaceutical compositions may be administered topically, that is by non-systemic administration. This includes the application of a compound of the present invention externally to the epidermis or the buccal cavity and the instillation of such a compound into the ear, eye and nose, such that the compound does not significantly enter the blood stream. In contrast, systemic administration refers to oral, intravenous, intraperitoneal and intramuscular administration.

[0495] Pharmaceutical compositions suitable for topical administration include liquid or semi-liquid preparations suitable for penetration through the skin to the site of inflammation such as gels, liniments, lotions, creams, ointments or pastes, and drops suitable for administration to the eye, ear or nose. The active ingredient may comprise, for topical administration, from 0.001% to 10% w/w, for instance from 1% to 2% by weight of the formulation.

[0496] Pharmaceutical compositions for administration by inhalation are conveniently delivered from an insufflator, nebulizer pressurized packs or other convenient means of delivering an aerosol spray. Pressurized packs may comprise a suitable propellant such as dichlorodifluoromethane, trichlorofluoromethane, dichlorotetrafluoroethane, carbon dioxide or other suitable gas. In the case of a pressurized aerosol, the dosage unit may be determined by providing a valve to deliver a metered amount. Alternatively, for administration by inhalation or insufflation, pharmaceutical preparations may take the form of a dry powder composition, for example a powder mix of the compound and a suitable powder base such as lactose or starch. The powder composition may be presented in unit dosage form, in for example, capsules, cartridges, gelatin or blister packs from which the powder may be administered with the aid of an inhalator or insufflator.

[0497] It should be understood that in addition to the ingredients particularly mentioned above, the compounds and compositions described herein may include other agents conventional in the art having regard to the type of formulation in question, for example those suitable for oral administration may include flavoring agents.

#### Methods of Dosing and Treatment Regimens

[0498] In one embodiment, the compounds described herein, or a pharmaceutically acceptable salt thereof, are used in the preparation of medicaments for the treatment of diseases or conditions in a mammal that would benefit from inhibition or reduction of LOXL2 activity. Methods for treating any of the diseases or conditions described herein in a mammal in need of such treatment, involves administration of pharmaceutical compositions that include at least one compound described herein or a pharmaceutically acceptable salt, active metabolite, prodrug, or pharmaceutically acceptable solvate thereof, in therapeutically effective amounts to said mammal.

[0499] In certain embodiments, the compositions containing the compound(s) described herein are administered for prophylactic and/or therapeutic treatments. In certain therapeutic applications, the compositions are administered to a patient already suffering from a disease or condition, in an amount sufficient to cure or at least partially arrest at least one of the symptoms of the disease or condition. Amounts effective for this use depend on the severity and course of the disease or condition, previous therapy, the patient's health status, weight, and response to the drugs, and the judgment of the treating physician. Therapeutically effective amounts are optionally determined by methods including, but not limited to, a dose escalation and/or dose ranging clinical trial.

[0500] In prophylactic applications, compositions containing the compounds described herein are administered to a patient susceptible to or otherwise at risk of a particular disease, disorder or condition. Such an amount is defined to be a "prophylactically effective amount or dose." In this use, the precise amounts also depend on the patient's state of health, weight, and the like. When used in patients, effective amounts for this use will depend on the severity and course of the disease, disorder or condition, previous therapy, the patient's health status and response to the drugs, and the judgment of the treating physician. In one aspect, prophylactic treatments include administering to a mammal, which previously experienced at least one symptom of the disease being treated and is currently in remission, a pharmaceutical composition comprising a compound described herein, or a pharmaceutically acceptable salt thereof, in order to prevent a return of the symptoms of the disease or condition.

[0501] In certain embodiments wherein the patient's condition does not improve, upon the doctor's discretion the administration of the compounds are administered chronically, that is, for an extended period of time, including throughout the duration of the patient's life in order to ameliorate or otherwise control or limit the symptoms of the patient's disease or condition.

[0502] In certain embodiments wherein a patient's status does improve, the dose of drug being administered is temporarily reduced or temporarily suspended for a certain length of time (i.e., a "drug holiday"). In specific embodiments, the length of the drug holiday is between 2 days and 1 year, including by way of example only, 2 days, 3 days, 4 days, 5 days, 6 days, 7 days, 10 days, 12 days, 15 days, 20 days, 28 days, or more than 28 days. The dose reduction during a drug holiday is, by way of example only, by 10%-100%, including by way of example only 10%, 15%, 20%, 25%, 30%, 35%, 40%, 45%, 50%, 55%, 60%, 65%, 70%, 75%, 80%, 85%, 90%, 95%, and 100%.



**[0503]** Once improvement of the patient's conditions has occurred, a maintenance dose is administered if necessary. Subsequently, in specific embodiments, the dosage or the frequency of administration, or both, is reduced, as a function of the symptoms, to a level at which the improved disease, disorder or condition is retained. In certain embodiments, however, the patient requires intermittent treatment on a long-term basis upon any recurrence of symptoms.

**[0504]** The amount of a given agent that corresponds to such an amount varies depending upon factors such as the particular compound, disease condition and its severity, the identity (e.g., weight, sex) of the subject or host in need of treatment, but nevertheless is determined according to the particular circumstances surrounding the case, including, e.g., the specific agent being administered, the route of administration, the condition being treated, and the subject or host being treated.

**[0505]** In general, however, doses employed for adult human treatment are typically in the range of 0.01 mg-5000 mg per day. In one aspect, doses employed for adult human treatment are from about 1 mg to about 1000 mg per day. In one embodiment, the desired dose is conveniently presented in a single dose or in divided doses administered simultaneously or at appropriate intervals, for example as two, three, four or more sub-doses per day.

**[0506]** In one embodiment, the daily dosages appropriate for the compound described herein, or a pharmaceutically acceptable salt thereof, are from about 0.01 to about 50 mg/kg per body weight. In some embodiments, the daily dosage or the amount of active in the dosage form are lower or higher than the ranges indicated herein, based on a number of variables in regard to an individual treatment regime. In various embodiments, the daily and unit dosages are altered depending on a number of variables including, but not limited to, the activity of the compound used, the disease or condition to be treated, the mode of administration, the requirements of the individual subject, the severity of the disease or condition being treated, and the judgment of the practitioner.

**[0507]** Toxicity and therapeutic efficacy of such therapeutic regimens are determined by standard pharmaceutical procedures in cell cultures or experimental animals, including, but not limited to, the determination of the LD<sub>50</sub> and the ED<sub>50</sub>. The dose ratio between the toxic and therapeutic effects is the therapeutic index and it is expressed as the ratio between LD<sub>50</sub> and ED<sub>50</sub>. In certain embodiments, the data obtained from cell culture assays and animal studies are used in formulating the therapeutically effective daily dosage range and/or the therapeutically effective unit dosage amount for use in mammals, including humans. In some embodiments, the daily dosage amount of the compounds described herein lies within a range of circulating concentrations that include the ED<sub>50</sub> with minimal toxicity. In certain embodiments, the daily dosage range and/or the unit dosage amount varies within this range depending upon the dosage form employed and the route of administration utilized.

**[0508]** In any of the aforementioned aspects are further embodiments in which the effective amount of the compound described herein, or a pharmaceutically acceptable salt thereof, is: (a) systemically administered to the mammal; and/or (b) administered orally to the mammal; and/or (c) intravenously administered to the mammal; and/or (d) administered by injection to the mammal; and/or (e) admin-

istered topically to the mammal; and/or (f) administered non-systemically or locally to the mammal.

**[0509]** In any of the aforementioned aspects are further embodiments comprising single administrations of the effective amount of the compound, including further embodiments in which (i) the compound is administered once a day; or (ii) the compound is administered to the mammal multiple times over the span of one day.

**[0510]** In any of the aforementioned aspects are further embodiments comprising multiple administrations of the effective amount of the compound, including further embodiments in which (i) the compound is administered continuously or intermittently: as in a single dose; (ii) the time between multiple administrations is every 6 hours; (iii) the compound is administered to the mammal every 8 hours; (iv) the compound is administered to the mammal every 12 hours; (v) the compound is administered to the mammal every 24 hours. In further or alternative embodiments, the method comprises a drug holiday, wherein the administration of the compound is temporarily suspended or the dose of the compound being administered is temporarily reduced; at the end of the drug holiday, dosing of the compound is resumed. In one embodiment, the length of the drug holiday varies from 2 days to 1 year.

**[0511]** In certain instances, it is appropriate to administer at least one compound described herein, or a pharmaceutically acceptable salt thereof, in combination with one or more other therapeutic agents. In certain embodiments, the pharmaceutical composition further comprises one or more anti-cancer agents.

**[0512]** In one embodiment, the therapeutic effectiveness of one of the compounds described herein is enhanced by administration of an adjuvant (i.e., by itself the adjuvant has minimal therapeutic benefit, but in combination with another therapeutic agent, the overall therapeutic benefit to the patient is enhanced). Or, in some embodiments, the benefit experienced by a patient is increased by administering one of the compounds described herein with another agent (which also includes a therapeutic regimen) that also has therapeutic benefit.

**[0513]** In one specific embodiment, a compound described herein, or a pharmaceutically acceptable salt thereof, is co-administered with a second therapeutic agent, wherein the compound described herein, or a pharmaceutically acceptable salt thereof, and the second therapeutic agent modulate different aspects of the disease, disorder or condition being treated, thereby providing a greater overall benefit than administration of either therapeutic agent alone.

**[0514]** In any case, regardless of the disease, disorder or condition being treated, the overall benefit experienced by the patient may be additive of the two therapeutic agents or the patient may experience a synergistic benefit.

**[0515]** In certain embodiments, different therapeutically-effective dosages of the compounds disclosed herein will be utilized in formulating pharmaceutical composition and/or in treatment regimens when the compounds disclosed herein are administered in combination with one or more additional agent, such as an additional therapeutically effective drug, an adjuvant or the like. Therapeutically-effective dosages of drugs and other agents for use in combination treatment regimens is optionally determined by means similar to those set forth hereinabove for the actives themselves. Furthermore, the methods of prevention/treatment described herein encompasses the use of metronomic dosing, i.e., providing

more frequent, lower doses in order to minimize toxic side effects. In some embodiments, a combination treatment regimen encompasses treatment regimens in which administration of a compound described herein, or a pharmaceutically acceptable salt thereof, is initiated prior to, during, or after treatment with a second agent described herein, and continues until any time during treatment with the second agent or after termination of treatment with the second agent. It also includes treatments in which a compound described herein, or a pharmaceutically acceptable salt thereof, and the second agent being used in combination are administered simultaneously or at different times and/or at decreasing or increasing intervals during the treatment period. Combination treatment further includes periodic treatments that start and stop at various times to assist with the clinical management of the patient.

**[0516]** It is understood that the dosage regimen to treat, prevent, or ameliorate the condition(s) for which relief is sought, is modified in accordance with a variety of factors (e.g. the disease, disorder or condition from which the subject suffers; the age, weight, sex, diet, and medical condition of the subject). Thus, in some instances, the dosage regimen actually employed varies and, in some embodiments, deviates from the dosage regimens set forth herein.

**[0517]** For combination therapies described herein, dosages of the co-administered compounds vary depending on the type of co-drug employed, on the specific drug employed, on the disease or condition being treated and so forth. In additional embodiments, when co-administered with one or more other therapeutic agents, the compound provided herein is administered either simultaneously with the one or more other therapeutic agents, or sequentially.

**[0518]** In combination therapies, the multiple therapeutic agents (one of which is one of the compounds described herein) are administered in any order or even simultaneously. If administration is simultaneous, the multiple therapeutic agents are, by way of example only, provided in a single, unified form, or in multiple forms (e.g., as a single pill or as two separate pills).

**[0519]** The compounds described herein, or a pharmaceutically acceptable salt thereof, as well as combination therapies, are administered before, during or after the occurrence of a disease or condition, and the timing of administering the composition containing a compound varies. Thus, in one embodiment, the compounds described herein are used as a prophylactic and are administered continuously to subjects with a propensity to develop conditions or diseases in order to prevent the occurrence of the disease or condition. In another embodiment, the compounds and compositions are administered to a subject during or as soon as possible after the onset of the symptoms. In specific embodiments, a compound described herein is administered as soon as is practicable after the onset of a disease or condition is detected or suspected, and for a length of time necessary for the treatment of the disease. In some embodiments, the length required for treatment varies, and the treatment length is adjusted to suit the specific needs of each subject. For example, in specific embodiments, a compound described herein or a formulation containing the compound is administered for at least 2 weeks, about 1 month to about 5 years.

**[0520]** In some embodiments, a compound described herein, or a pharmaceutically acceptable salt thereof, is administered in combination with chemotherapy, hormone blocking therapy, radiation therapy, monoclonal antibodies, or combinations thereof.

**[0521]** Chemotherapy includes the use of anti-cancer agents.

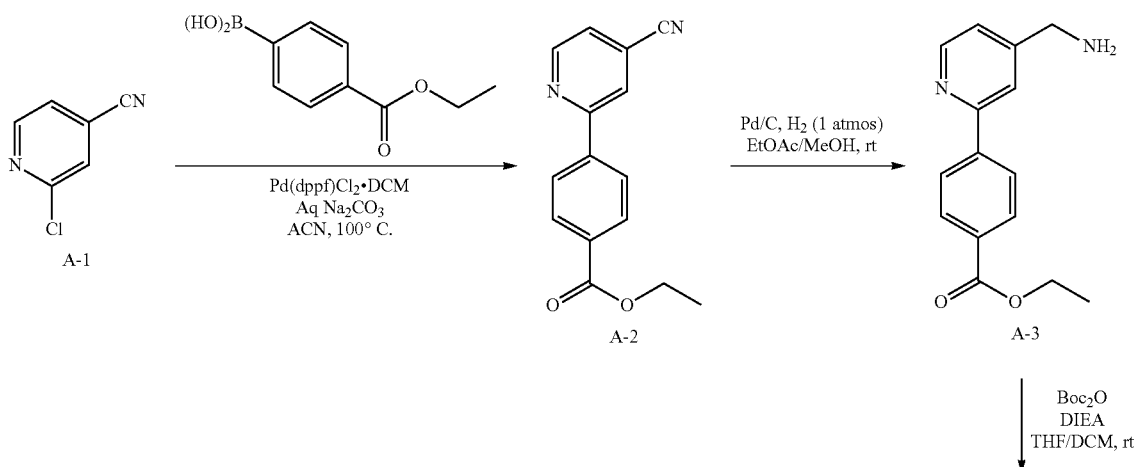
**[0522]** In one aspect, the compound described herein, or a pharmaceutically acceptable salt thereof, is administered or formulated in combination with one or more anti-cancer agents.

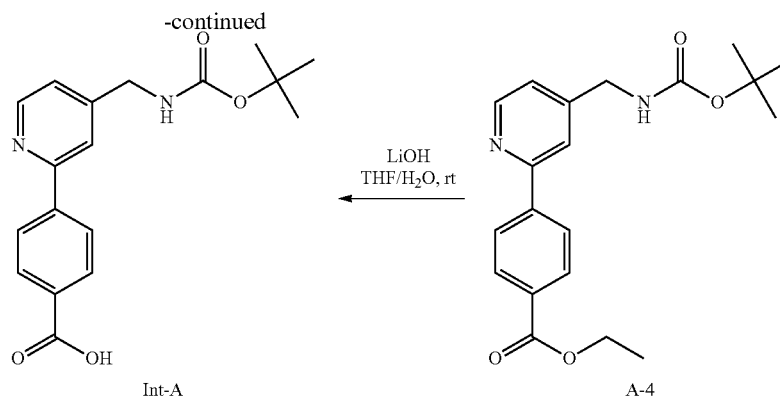
#### Examples

**[0523]** The following examples are provided for illustrative purposes only and not to limit the scope of the claims provided herein.

#### Synthesis of Int-A

**[0524]**





Step 1: Ethyl 4-(4-cyanopyridin-2-yl)benzoate  
(A-2)

**[0525]** A stirred solution of 2-chloro-4-pyridinecarbonitrile A-1 (1.0 g, 7.22 mmol), 4-ethoxycarbonylphenylboronic acid (1.68 g, 8.66 mmol), aq. 2M Na<sub>2</sub>CO<sub>3</sub> (4 mL, 8.0 mmol) and MeCN (12 mL), was purged with a stream of nitrogen for 10 min at RT. To the mixture was added Pd(dppf)Cl<sub>2</sub>. DCM (264 mg, 0.36 mmol). The mixture was sealed and heated at 100° C. for 45 min. After cooling to RT, the mixture was diluted with MeCN (50 mL) and the obtained solid was collected via filtration and dried to afford compound A-2 as a white solid (1.43 g, 79%) which did not require further purification. <sup>1</sup>H NMR (300 MHz, DMSO-d<sub>6</sub>): δ 8.94 (m, 1H), 8.58 (s, 1H), 8.28-8.31 (m, 2H), 8.06-8.10 (m, 2H), 7.88 (m, 1H), 4.30-4.40 (m, 2H), 1.25-1.40 (m, 3H); LCMS Mass: 253.0 (M<sup>+</sup>+1).

Step 2: Ethyl 4-(4-(aminomethyl)pyridin-2-yl)benzoate (A-3)

**[0526]** A mixture of nitrile A-2 (1.43 g, 5.67 mmol), 10 wt % Pd/C (0.28 mmol, 5 mol %) and EtOAc: MeOH (1:1, 100 mL), was stirred under H<sub>2</sub> gas (1 atmosphere pressure) at RT for 16 h. The mixture was filtered through celite and the celite washed with additional MeOH (100 mL). The combined filtrates were concentrated under reduced pressure to afford compound A-3 as an oil (1.14 g, 79%). <sup>1</sup>H NMR (300 MHz, DMSO-d<sub>6</sub>): δ 8.58 (m, 1H), 8.21-8.24 (m, 2H), 8.02-8.06 (m, 3H), 7.36 (m, 1H), 4.25-4.35 (m, 2H), 4.11 (br s, 2H), 3.15 (s, 2H), 1.25-1.40 (m, 3H); LCMS Mass: 257.0 (M<sup>+</sup>+1).

Step 3: Ethyl 4-(4-(((tert-butoxycarbonyl)amino)methyl)pyridin-2-yl)benzoate (A-4)

**[0527]** To a stirred solution of amine A-3 (1.14 g, 4.45 mmol) in a mixture of THF: DCM (2:1, 30 mL) at RT, was added di-tert-butyl dicarbonate (1.46 g, 6.67 mmol) and DIEA (1.44 g, 11.13 mmol). The mixture was stirred at RT for 15 min. The mixture partitioned between DCM (100 mL) and aq. 0.5M HCl (50 mL). The organic layer was separated, dried over MgSO<sub>4</sub>, filtered, and concentrated under reduced pressure. The residue was purified (silica gel; 0-70% EtOAc in hexanes) to afford compound A-4 as a solid (1.42 g, 78%). <sup>1</sup>H NMR (300 MHz, DMSO-d<sub>6</sub>): δ 8.62 (m, 1H), 8.17-8.20 (m, 2H), 8.05-8.08 (m, 2H), 7.89 (m, 1H), 7.55 (m, 1H), 7.25 (m, 1H), 4.20-4.40 (m, 2H), 4.15-4.30 (m, 2H), 1.26-1.40 (m, 12H); LCMS Mass: 357.0 (M<sup>+</sup>+1).

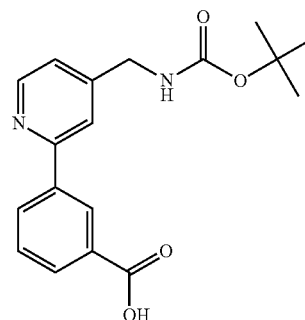
Step 4: 4-(4-(((tert-Butoxycarbonyl)amino)methyl)pyridin-2-yl)benzoic acid (Int-A)

**[0528]** To a stirred solution of ester A-4 (805 mg, 2.26 mmol) in THF (17 mL) at RT, was added aq. 2M LiOH (12 mL, 24 mmol) and the mixture stirred at RT for 72 h. The mixture was cooled to 0° C., neutralized with aq. 2M HCl, then acidified to pH 3-4 using aq. sat. citric acid. The mixture was partitioned between EtOAc (60 mL) and water (20 mL). The organic layer was separated and the aq. layer was re-extracted with EtOAc (30 mL). The combined organic layers were dried (Na<sub>2</sub>SO<sub>4</sub>), filtered, and concentrated under reduced pressure to afford Int-A as a white solid (741 mg, 100%) which did not require further purification. <sup>1</sup>H NMR (300 MHz, DMSO-d<sub>6</sub>): δ 8.61 (m, 1H), 8.10-8.16 (m, 2H), 8.00-8.06 (m, 2H), 7.87 (m, 1H), 7.56 (m, 1H), 7.22 (m, 1H), 4.20-4.25 (m, 2H), 1.41 (s, 9H); LCMS Mass: 329.0 (M<sup>+</sup>+1).

Synthesis of Int-B

**[0529]**

Int-B

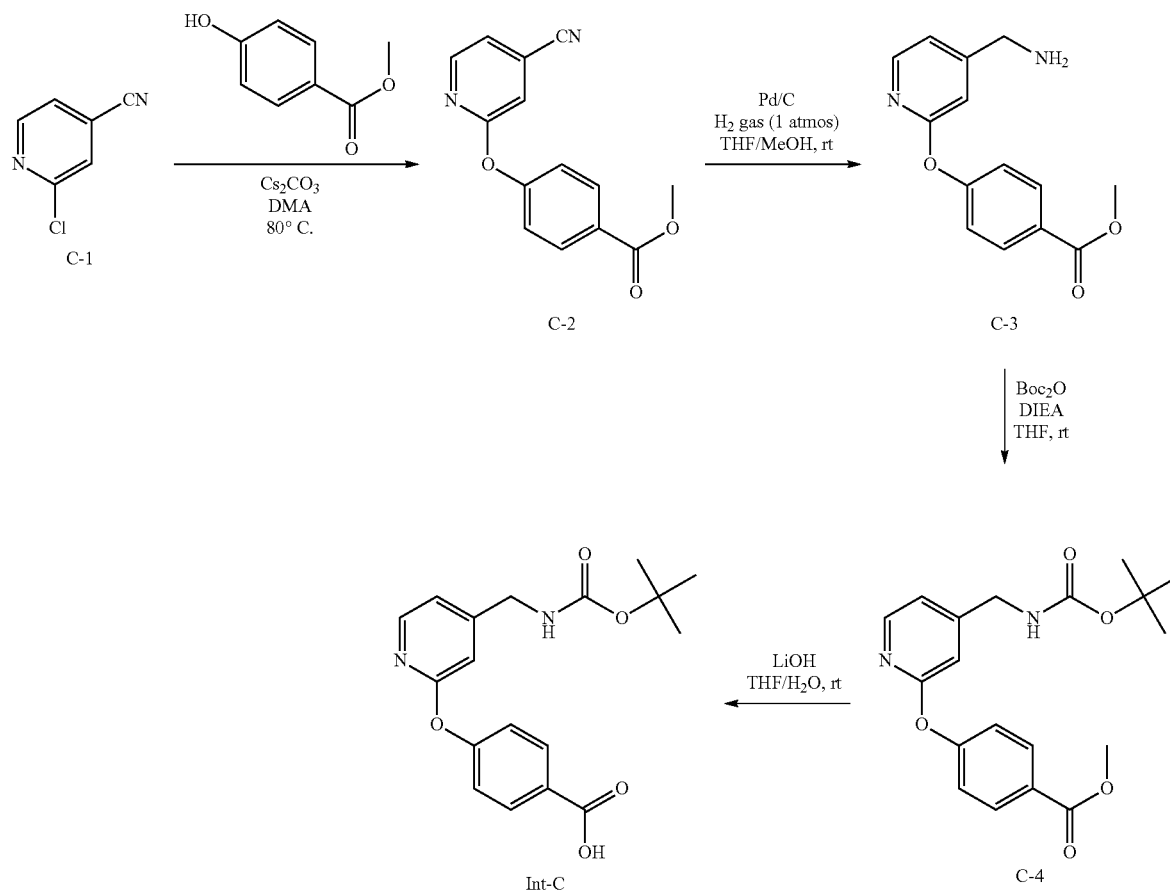


3-(4-(((tert-Butoxycarbonyl)amino)methyl)pyridin-2-yl)benzoic acid (Int-B)

**[0530]** The title compound (Int-B) was prepared using the procedure described for Int-A, using 3-methoxycarbonylphenylboronic acid pinacol ester in Step 1. <sup>1</sup>H NMR (300 MHz, DMSO-d<sub>6</sub>): δ 12.99 (s, 1H), 8.59-8.62 (m, 2H), 8.28 (m, 1H), 7.99 (m, 1H), 7.86 (m, 1H), 7.55-7.65 (m, 2H), 7.23 (m, 1H), 4.22-4.24 (m, 2H), 1.40 (s, 9H); LCMS Mass: 329.0 (M<sup>+</sup>+1).

## Synthesis of Int-C

[0531]



## Step 1: Methyl 4-((4-cyanopyridin-2-yl)oxy)benzoate (C-2)

[0532] To a solution of 2-chloro-4-pyridinecarbonitrile C-1 (1.0 g, 7.22 mmol) and methyl 4-hydroxybenzoate (1.10 g, 7.22 mmol) in DMA (10 mL), was added  $\text{Cs}_2\text{CO}_3$  (3.53 g, 10.83 mmol). The reaction mixture was heated at  $80^\circ\text{C}$  for 1 h. After cooling to RT, the mixture was partitioned between water (200 mL) and EtOAc (100 mL). The organic layer was separated and the aqueous layer was re-extracted with EtOAc (1×100 mL). The combined organic layers were dried ( $\text{MgSO}_4$ ), filtered, and then concentrated under reduced pressure. The crude residue was purified (silica gel; eluting with 0-60% EtOAc in hexanes), to afford compound C-2 as a solid (1.07 g, 58%).  $^1\text{H}$  NMR (300 MHz, DMSO- $d_6$ ):  $\delta$  8.39 (m, 1H), 7.99-8.03 (m, 2H), 7.74 (m, 1H), 7.63 (m, 1H), 7.28-7.32 (m, 2H), 3.84 (s, 3H); LCMS Mass: 255.0 ( $\text{M}^+ + 1$ ).

## Step 2: Methyl 4-((4-(aminomethyl)pyridin-2-yl)oxy)benzoate (C-3)

[0533] The title compound (C-3) (1.09 g, 100%) was prepared from methyl 4-((4-cyanopyridin-2-yl)oxy)benzoate (C-2), using the procedure described for compound A-3

(see Int-A Step 2).  $^1\text{H}$  NMR (300 MHz, DMSO- $d_6$ ):  $\delta$  8.08 (m, 1H), 7.96-8.00 (m, 2H), 7.15-7.22 (m, 3H), 7.10 (m, 1H), 3.83 (s, 3H), 3.78 (s, 2H); LCMS Mass: 259.0 ( $\text{M}^+ + 1$ ).

## Step 3: Methyl 4-(((tert-butoxycarbonyl)amino)methyl)pyridin-2-yl)oxy)benzoate (C-4)

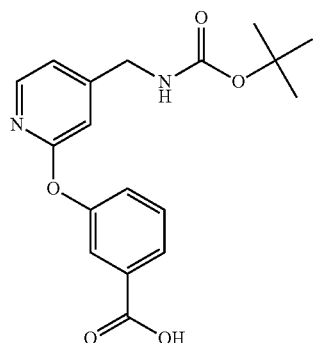
[0534] The title compound (C-4) (1.01 g, 67%) was prepared from methyl 4-((4-(aminomethyl)pyridin-2-yl)oxy)benzoate (C-3), using the procedure described for compound A-4 (see Step 3 of Int-A synthesis).  $^1\text{H}$  NMR (300 MHz, DMSO- $d_6$ ):  $\delta$  8.10 (m, 1H), 7.96-8.00 (m, 2H), 7.52 (m, 1H), 7.19-7.22 (m, 2H), 7.04 (m, 1H), 6.89 (m, 1H), 4.15-4.18 (m, 2H), 3.84 (s, 3H), 1.37 (s, 9H); LCMS Mass: 359.0 ( $\text{M}^+ + 1$ ).

## Step 4: 4-(((tert-butoxycarbonyl)amino)methyl)pyridin-2-yl)oxy)benzoic acid (Int-C)

[0535] The title compound (Int-C) (800 mg, 83%) was prepared from methyl 4-(((tert-butoxycarbonyl)amino)methyl)pyridin-2-yl)oxy)benzoate (C-4), using the procedure described for compound Int-A (see Int-A Step 4). LCMS Mass: 345.0 ( $\text{M}^+ + 1$ ).

## Synthesis of Int-D

[0536]

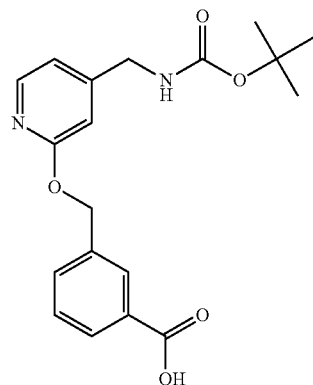


3-((4-(((tert-butoxycarbonyl)amino)methyl)pyridin-2-yl)oxy)benzoic acid (Int-D)

[0537] The title compound (Int-D) was prepared using the procedure described for Int-C, using methyl 3-hydroxybenzoate in Step 1. <sup>1</sup>H NMR (300 MHz, DMSO-d<sub>6</sub>): δ 12.99 (s, 1H), 8.06 (m, 1H), 7.76 (m, 1H), 7.50-7.60 (m, 3H), 7.37 (m, 1H), 7.00 (m, 1H), 6.86 (m, 1H), 4.15-4.17 (m, 2H), 1.37 (s, 9H); LCMS Mass: 345.0 (M<sup>+</sup>+1).

## Synthesis of Int-E

[0538]



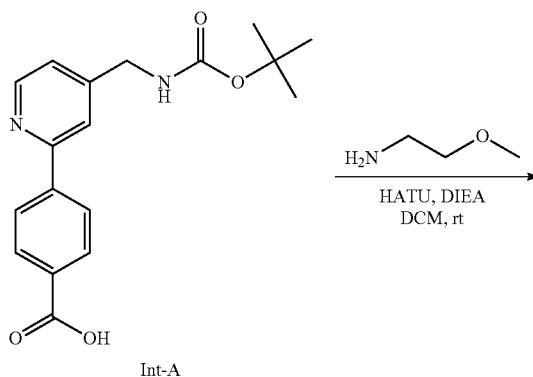
3-(((4-(((tert-butoxycarbonyl)amino)methyl)pyridin-2-yl)oxy)methyl)benzoic acid (Int-E)

[0539] The title compound (Int-E) was prepared using the procedure described for Int-C, using 3-(hydroxymethyl)benzoic acid methyl ester in Step 1. <sup>1</sup>H NMR (300 MHz, DMSO-d<sub>6</sub>): δ 13.00 (br s, 1H), 8.06 (m, 1H), 7.98 (m, 1H), 7.86 (m, 1H), 7.66 (m, 1H), 7.43-7.54 (m, 2H), 6.85 (m, 1H), 6.70 (m, 1H), 5.40 (s, 2H), 4.08-4.15 (m, 2H), 1.37 (s, 9H); LCMS Mass: 359.0 (M<sup>+</sup>+1).

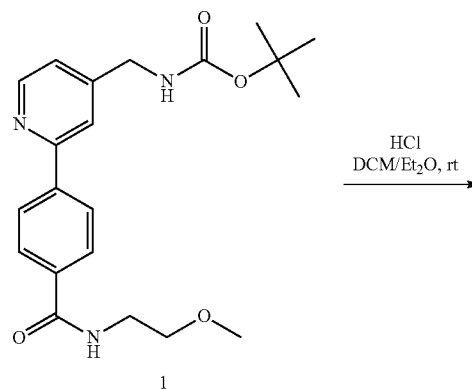
## Example 1: 4-(4-(Aminomethyl)pyridin-2-yl)-N-(2-methoxyethyl)benzamide hydrochloride (Compound 1-1)

[0540]

Int-D

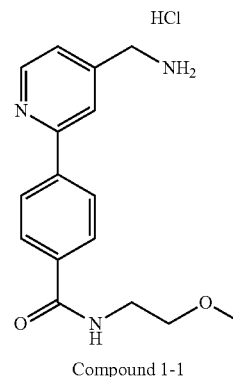


Int-A



Int-E

1



Compound 1-1

Step 1: tert-Butyl ((2-(4-((2-methoxyethyl)carbamoyl)phenyl)pyridin-4-yl)methyl) carbamate (1)

[0541] To a stirred solution of Int-A (80 mg, 0.244 mmol) in DCM (2 mL), was added HATU (139 mg, 0.364 mmol)

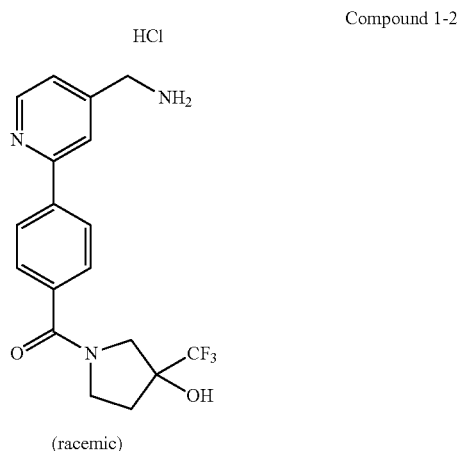
and the mixture was stirred at RT for 10 min. 2-Methoxyethylamine (27 mg, 0.365 mmol) and DIEA (110 mg, 0.854 mmol) were added and the mixture stirred at RT for 20 h. The DCM was evaporated under reduced pressure and the remaining reaction mixture was partitioned between water (20 mL) and EtOAc (20 mL). The organic layer was separated, dried ( $\text{Na}_2\text{SO}_4$ ), filtered, and then concentrated under reduced pressure. The crude residue was purified (silica gel; eluting with 0-100% EtOAc in hexanes), to afford compound 1 as a white solid (94 mg, 100%).  $^1\text{H}$  NMR (300 MHz,  $\text{DMSO-d}_6$ ):  $\delta$  8.58-8.63 (m, 2H), 8.10-8.15 (m, 2H), 7.94-7.98 (m, 2H), 7.87 (m, 1H), 7.54 (m, 1H), 7.22 (m, 1H), 4.19-4.24 (m, 2H), 3.40-3.50 (m, 4H), 3.26 (s, 3H), 1.40 (s, 9H); LCMS Mass: 386.0 ( $\text{M}^+ + 1$ ).

Step 2: 4-(4-(Aminomethyl)pyridin-2-yl)-N-(2-methoxyethyl)benzamide hydrochloride (Compound 1-1)

[0542] To a stirred mixture of amide 1 (94 mg, 0.244 mmol) in DCM (2 mL) at RT, was added 2M HCl in  $\text{Et}_2\text{O}$  (2.0 mL, 4.0 mmol). The mixture was stirred at RT for 18 h. The mixture was concentrated under reduced pressure to afford the title compound 1-1 (73 mg, 94%) as a white solid.  $^1\text{H}$  NMR (300 MHz,  $\text{DMSO-d}_6$ ):  $\delta$  8.63-8.75 (br m, 5H), 8.27 (m, 1H), 8.15-8.21 (m, 2H), 7.97-8.02 (m, 2H), 7.52 (m, 1H), 4.10-4.20 (m, 2H), 3.40-3.50 (m, 4H), 3.26 (s, 3H); LCMS Mass: 286.0 ( $\text{M}^+ + 1$ ).

Example 2: Racemic-4-(4-(aminomethyl)pyridin-2-yl)phenyl(3-hydroxy-3-(trifluoromethyl)pyrrolidin-1-yl)methanone hydrochloride (Compound 1-2)

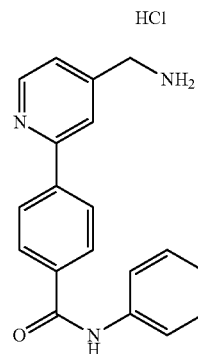
[0543]



[0544] The title compound (1-2) was prepared using the procedure for Example 1, using racemic-3-(trifluoromethyl)pyrrolidin-3-ol hydrochloride in Step 1. LCMS Mass: 366.0 ( $\text{M}^+ + 1$ ).

Example 3: 4-(4-(Aminomethyl)pyridin-2-yl)-N-phenylbenzamide hydrochloride (Compound 1-3)

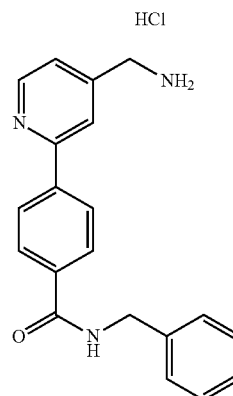
[0545]



[0546] The title compound (1-3) was prepared using the procedure for Example 1, using aniline in Step 1. LCMS Mass: 304.0 ( $\text{M}^+ + 1$ ).

Example 4: 4-(4-(Aminomethyl)pyridin-2-yl)-N-benzylbenzamide hydrochloride (Compound 1-4)

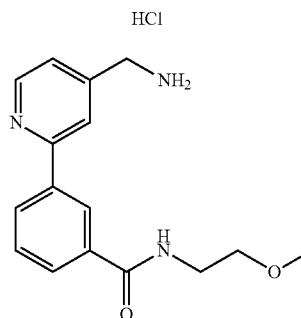
[0547]



[0548] The title compound (1-4) was prepared using the procedure for Example 1, using benzylamine in Step 1. LCMS Mass: 318.0 ( $\text{M}^+ + 1$ ).

Example 5: 3-(4-(Aminomethyl)pyridin-2-yl)-N-(2-methoxyethyl)benzamide hydrochloride (Compound 1-5)

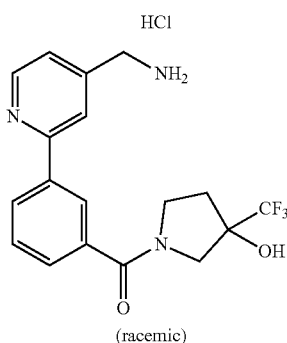
[0549]



[0550] The title compound (1-5) was prepared using the procedure for Example 1, using Int-B in Step 1. LCMS Mass: 286.0 ( $M^+ + 1$ ).

Example 6: Racemic-3-(4-(aminomethyl)pyridin-2-yl)phenyl(3-hydroxy-3-(trifluoromethyl)pyrrolidin-1-yl)methanone hydrochloride (Compound 1-6)

[0551]

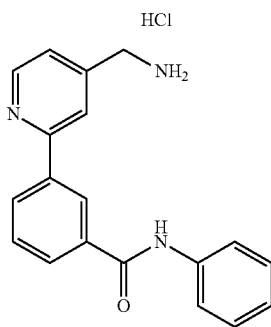


Compound 1-6

[0552] The title compound (1-6) was prepared using the procedure for Example 1, using Int-B and racemic-3-(trifluoromethyl)pyrrolidin-3-ol hydrochloride in Step 1. LCMS Mass: 366.0 ( $M^+ + 1$ ).

Example 7: 3-(4-(Aminomethyl)pyridin-2-yl)-N-phenylbenzamide hydrochloride (Compound 1-7)

[0553]

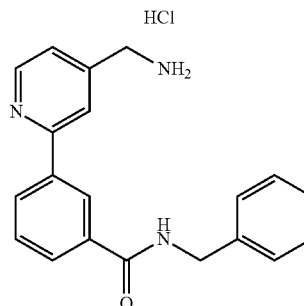


Compound 1-7

[0554] The title compound (1-7) was prepared using the procedure for Example 1, using Int-B and aniline in Step 1. LCMS Mass: 304.0 ( $M^+ + 1$ ).

Example 8: 3-(4-(Aminomethyl)pyridin-2-yl)-N-benzylbenzamide hydrochloride (Compound 1-8)

[0555]

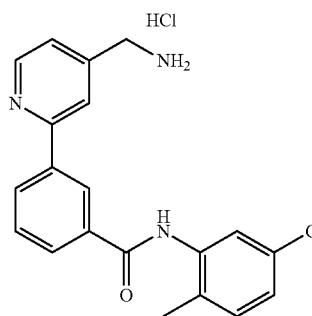


Compound 1-8

[0556] The title compound (1-8) was prepared using the procedure for Example 1, using Int-B and benzylamine in Step 1. LCMS Mass: 318.0 ( $M^+ + 1$ ).

Example 9: 3-(4-(Aminomethyl)pyridin-2-yl)-N-(5-chloro-2-methylphenyl)benzamide hydrochloride (Compound 1-9)

[0557]

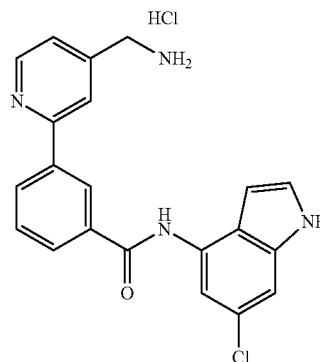


Compound 1-9

[0558] The title compound (1-9) was prepared using the procedure for Example 1, using Int-B and 5-chloro-2-methylaniline in Step 1. LCMS Mass: 352.0 ( $M^+ + 1$ ).

Example 10: 3-(4-(Aminomethyl)pyridin-2-yl)-N-(6-chloro-1H-indol-4-yl)benzamide hydrochloride (Compound 1-10)

[0559]

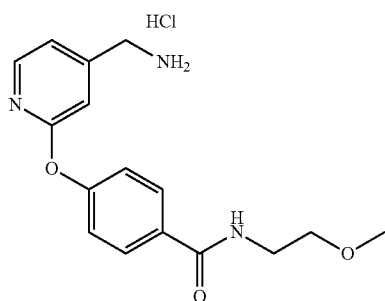


Compound 1-10

[0560] The title compound (1-10) was prepared using the procedure for Example 1, using Int-B and 6-chloro-1H-indol-4-amine in Step 1. LCMS Mass: 377.0 ( $M^+ + 1$ ).

Example 11: 4-((4-(Aminomethyl)pyridin-2-yl)oxy)-N-(2-methoxyethyl)benzamide hydrochloride (Compound 1-11)

[0561]

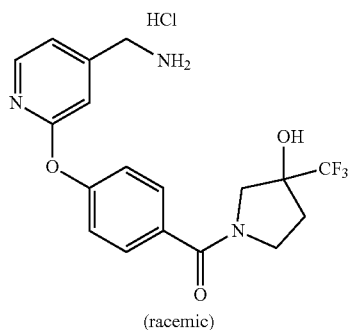


Compound 1-11

[0562] The title compound (1-11) was prepared using the procedure for Example 1, using Int-C in Step 1. LCMS Mass: 302.0 ( $M^+ + 1$ ).

Example 12: Racemic-4-((4-(aminomethyl)pyridin-2-yl)oxy)phenyl(3-hydroxy-3-(trifluoromethyl)pyrrolidin-1-yl)methanone hydrochloride (Compound 1-12)

[0563]



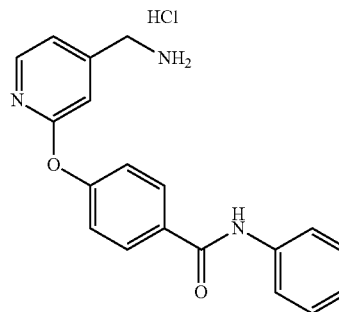
Compound 1-12

[0564] The title compound (1-12) was prepared using the procedure for Example 1, using Int-C and racemic-3-(trifluoromethyl)pyrrolidin-3-ol hydrochloride in Step 1. LCMS Mass: 382.0 ( $M^+ + 1$ ).

Example 13: 4-((4-(Aminomethyl)pyridin-2-yl)oxy)-N-phenylbenzamide hydrochloride (Compound 1-13)

[0565]

Compound 1-13

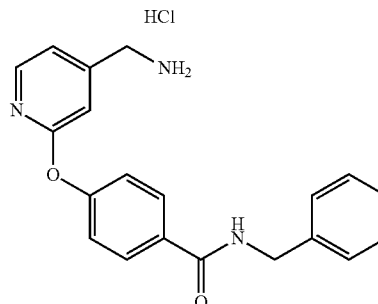


[0566] The title compound (1-13) was prepared using the procedure for Example 1, using Int-C and aniline in Step 1. LCMS Mass: 320.0 ( $M^+ + 1$ ).

Example 14: 4-((4-(Aminomethyl)pyridin-2-yl)oxy)-N-benzylbenzamide hydrochloride (Compound 1-14)

[0567]

Compound 1-14

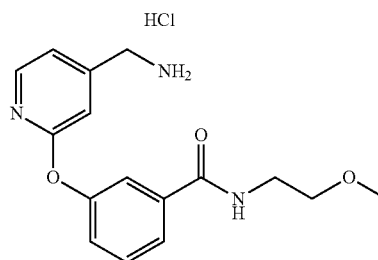


[0568] The title compound (1-14) was prepared using the procedure for Example 1, using Int-C and benzylamine in Step 1. LCMS Mass: 334.0 ( $M^+ + 1$ ).

Example 15: 3-((4-(Aminomethyl)pyridin-2-yl)oxy)-N-(2-methoxyethyl)benzamide hydrochloride (Compound 1-15)

[0569]

Compound 1-15

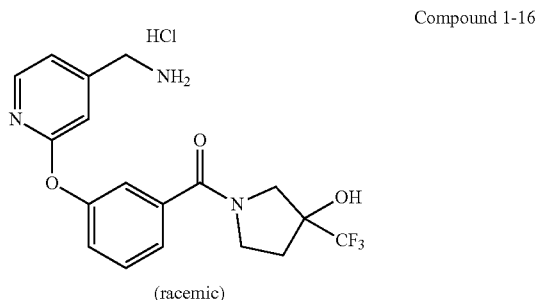




[0570] The title compound (1-15) was prepared using the procedure for Example 1, using Int-D in Step 1. LCMS Mass: 302.0 ( $M^+ + 1$ ).

Example 16: Racemic-3-((4-(aminomethyl)pyridin-2-yl)oxy)phenyl(3-hydroxy-3-(trifluoromethyl)pyrrolidin-1-yl)methanone hydrochloride (Compound 1-16)

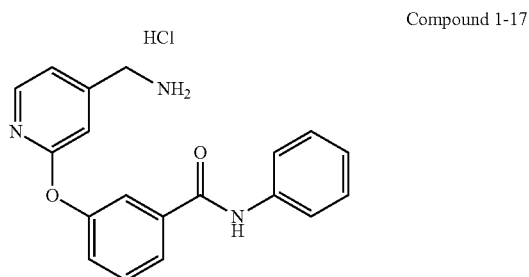
[0571]



[0572] The title compound (1-16) was prepared using the procedure for Example 1, using Int-D and racemic-3-(trifluoromethyl)pyrrolidin-3-ol hydrochloride in Step 1. LCMS Mass: 382.0 ( $M^+ + 1$ ).

Example 17: 3-((4-(Aminomethyl)pyridin-2-yl)oxy)-N-phenylbenzamide hydrochloride (Compound 1-17)

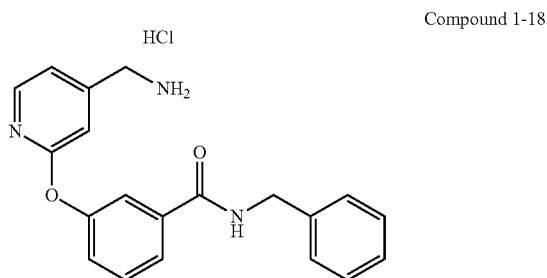
[0573]



[0574] The title compound (1-17) was prepared using the procedure for Example 1, using Int-D and aniline in Step 1. LCMS Mass: 320.0 ( $M^+ + 1$ ).

Example 18: 3-((4-(Aminomethyl)pyridin-2-yl)oxy)-N-benzylbenzamide hydrochloride (Compound 1-18)

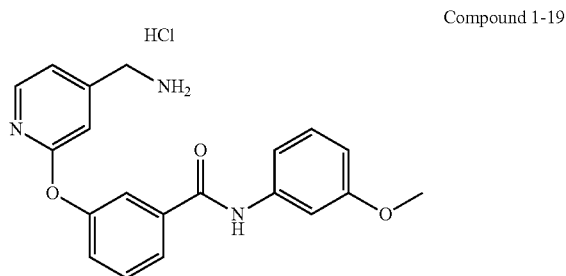
[0575]



[0576] The title compound (1-18) was prepared using the procedure for Example 1, using Int-D and benzylamine in Step 1. LCMS Mass: 334.0 ( $M^+ + 1$ ).

Example 19: 3-((4-(Aminomethyl)pyridin-2-yl)oxy)-N-(3-methoxyphenyl)benzamide hydrochloride (Compound 1-19)

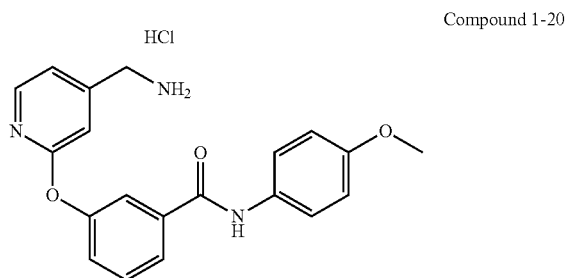
[0577]



[0578] The title compound (1-19) was prepared using the procedure for Example 1, using Int-D and 3-methoxyaniline in Step 1. LCMS Mass: 350.0 ( $M^+ + 1$ ).

Example 20: 3-((4-(Aminomethyl)pyridin-2-yl)oxy)-N-(4-methoxyphenyl)benzamide hydrochloride (Compound 1-20)

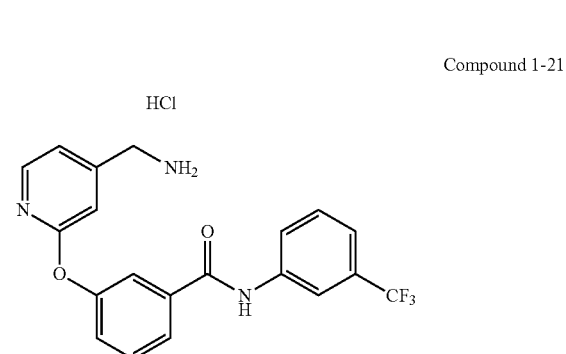
[0579]



[0580] The title compound (1-20) was prepared using the procedure for Example 1, using Int-D and 4-methoxyaniline in Step 1. LCMS Mass: 350.0 ( $M^+ + 1$ ).

Example 21: 3-((4-(Aminomethyl)pyridin-2-yl)oxy)-N-(3-(trifluoromethyl)phenyl)benzamide hydrochloride (Compound 1-21)

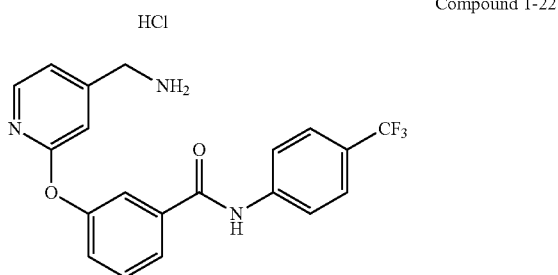
[0581]



[0582] The title compound (1-21) was prepared using the procedure for Example 1, using Int-D and 3-(trifluoromethyl)aniline in Step 1. LCMS Mass: 388.0 ( $M^+ + 1$ ).

Example 22: 3-((4-(Aminomethyl)pyridin-2-yl)oxy)-N-(4-(trifluoromethyl)phenyl)benzamide hydrochloride (Compound 1-22)

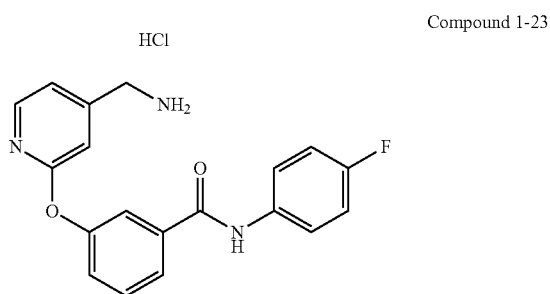
[0583]



[0584] The title compound (1-22) was prepared using the procedure for Example 1, using Int-D and 4-(trifluoromethyl)aniline in Step 1. LCMS Mass: 388.0 ( $M^+ + 1$ ).

Example 23: 3-((4-(Aminomethyl)pyridin-2-yl)oxy)-N-(4-fluorophenyl)benzamide hydrochloride (Compound 1-23)

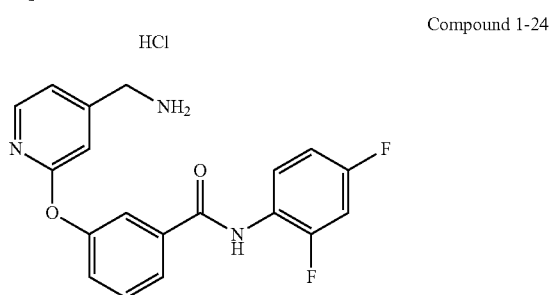
[0585]



[0586] The title compound (1-23) was prepared using the procedure for Example 1, using Int-D and 4-fluoroaniline in Step 1. LCMS Mass: 338.0 ( $M^+ + 1$ ).

Example 24: 3-((4-(Aminomethyl)pyridin-2-yl)oxy)-N-(2,4-difluorophenyl)benzamide hydrochloride (Compound 1-24)

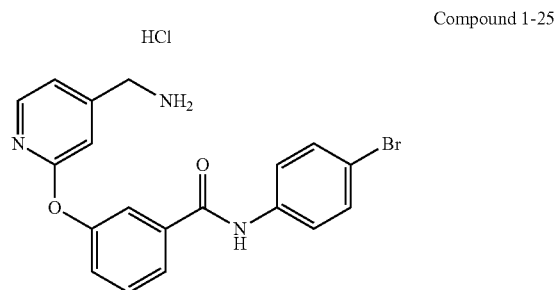
[0587]



[0588] The title compound (1-24) was prepared using the procedure for Example 1, using Int-D and 2,4-difluoroaniline in Step 1. LCMS Mass: 356.0 ( $M^+ + 1$ ).

Example 25: 3-((4-(Aminomethyl)pyridin-2-yl)oxy)-N-(4-bromophenyl)benzamide hydrochloride (Compound 1-25)

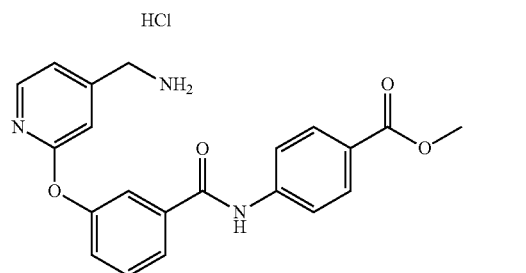
[0589]



[0590] The title compound (1-25) was prepared using the procedure for Example 1, using Int-D and 4-bromoaniline in Step 1. LCMS Mass: 398.0 and 400.0 ( $M^+ + 1$ ) (Br isotopic pattern).

Example 26: Methyl 4-(3-((4-(aminomethyl)pyridin-2-yl)oxy)benzamido)benzoate hydrochloride (Compound 1-26)

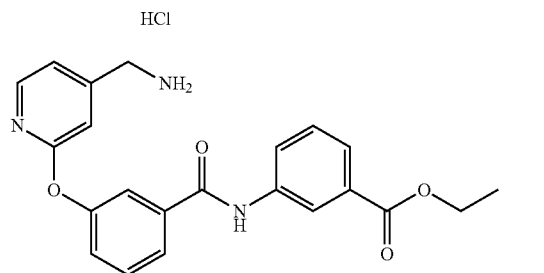
[0591]



[0592] The title compound (1-26) was prepared using the procedure for Example 1, using Int-D and methyl-4-aminobenzoate in Step 1. LCMS Mass: 378.0 ( $M^+ + 1$ ).

Example 27: Ethyl 3-(3-((4-(aminomethyl)pyridin-2-yl)oxy)benzamido)benzoate hydrochloride (Compound 1-27)

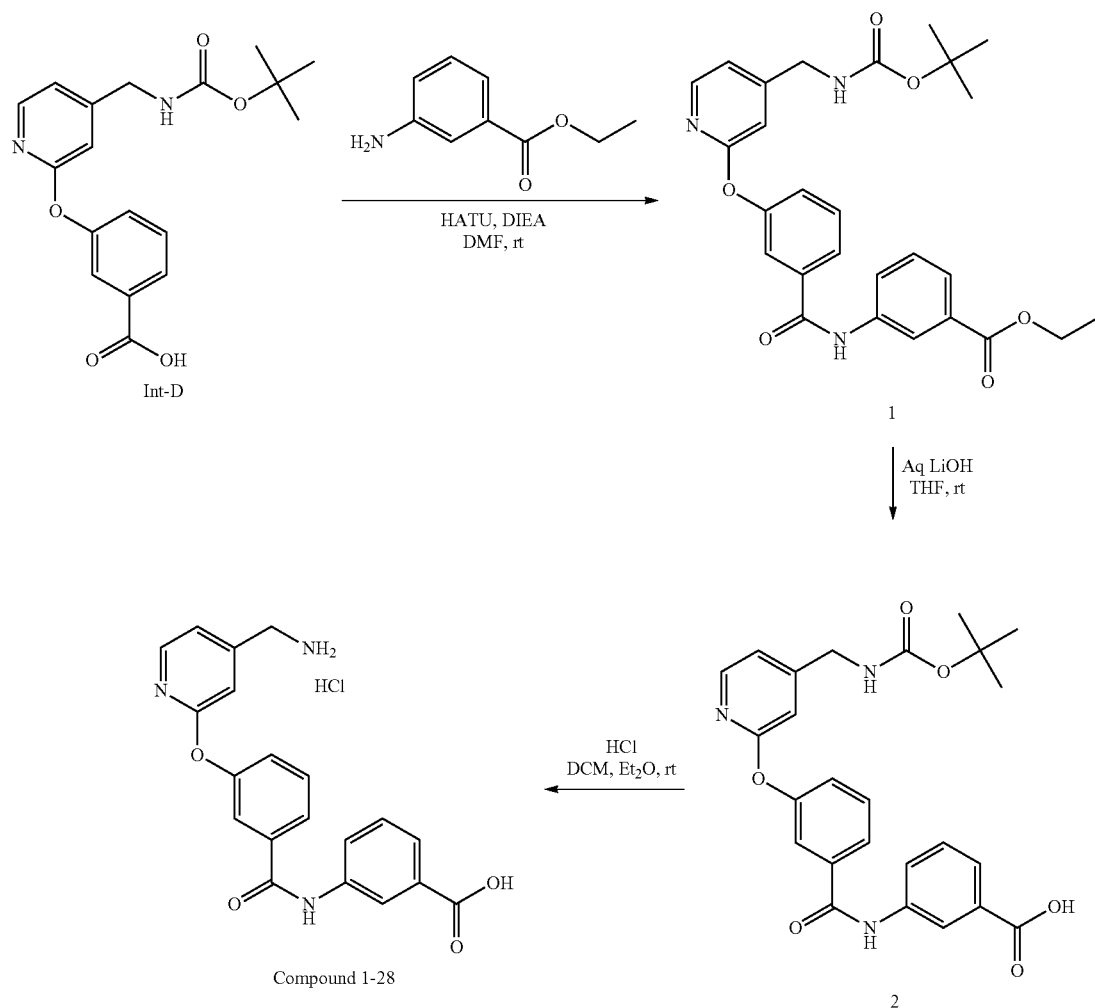
[0593]



[0594] The title compound (1-27) was prepared using the procedure for Example 1, using Int-D and ethyl-3-aminobenzoate in Step 1. LCMS Mass: 392.0 ( $M^+ + 1$ ).

Example 28: 3-(3-((4-(Aminomethyl)pyridin-2-yl)oxy)benzamido)benzoic acid hydrochloride (Compound 1-28)

[0595]



Step 1: Ethyl 3-(3-((4-(((tert-butoxycarbonyl)amino)methyl)pyridin-2-yl)oxy)benzamido)benzoate (1)

[0596] To a stirred solution of Int-D (200 mg, 0.58 mmol) in DMF (4 mL), was added HATU (442 mg, 1.16 mmol) and the mixture was stirred at RT for 20 min. Ethyl-3-aminobenzoate (144 mg, 0.87 mmol) and DIEA (224 mg, 1.74 mmol) were added and the mixture stirred at RT for 20 h. The reaction mixture was diluted with water (15 mL) and brine (1 mL), and the mixture extracted with EtOAc (3×10 mL). The combined organic layers were dried (MgSO<sub>4</sub>), filtered, and then concentrated under reduced pressure. The crude residue was purified (silica gel; eluting with 0-80% EtOAc in hexanes), to afford compound 1 as a yellow oil (155 mg, 54%). <sup>1</sup>H NMR (300 MHz, DMSO-d<sub>6</sub>): δ 10.46 (s, 1H), 8.40 (m, 1H), 8.03-8.10 (m, 2H), 7.85 (m, 1H), 7.67-7.76 (m, 2H), 7.46-7.62 (m, 3H), 7.37 (m, 1H), 7.02 (m, 1H), 6.87 (m, 1H), 4.28-4.35 (m, 2H), 4.14-4.20 (m, 2H), 1.38 (s, 9H), 1.30-1.37 (m, 3H); LCMS Mass: 514.0 (M<sup>+</sup>+Na).

Step 2: 3-(3-((4-(((tert-Butoxycarbonyl)amino)methyl)pyridin-2-yl)oxy)benzamido)benzoic acid (2)

[0597] To a stirred solution of ester 1 (111 mg, 0.226 mmol) in THF (1.5 mL) at RT, was added aq. 2M LiOH (1.5 mL, 3.0 mmol) and the mixture stirred at RT for 16 h. The mixture was diluted with water (4 mL), then acidified to pH 3-4 using aq. sat. citric acid. The mixture was extracted with EtOAc (2×30 mL) and the combined organic layers were dried (MgSO<sub>4</sub>), filtered, and concentrated under reduced pressure. The crude residue was purified (silica gel; eluting with 0-100% EtOAc in hexanes), to afford compound 2 as a white solid (69 mg, 68%). <sup>1</sup>H NMR (300 MHz, DMSO-d<sub>6</sub>): δ 12.99 (s, 1H), 10.43 (s, 1H), 8.39 (m, 1H), 8.00-8.10 (m, 2H), 7.85 (m, 1H), 7.74 (m, 1H), 7.68 (m, 1H), 7.42-7.62 (m, 3H), 7.35 (m, 1H), 7.02 (m, 1H), 6.87 (m, 1H), 4.15-4.25 (m, 2H), 1.38 (s, 9H); LCMS Mass: 486.0 (M<sup>+</sup>+Na).

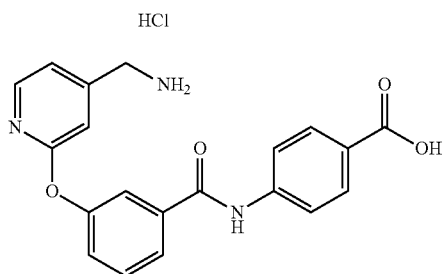
Step 3: 3-(3-((4-(Aminomethyl)pyridin-2-yl)oxy)benzamido)benzoic acid hydrochloride (Compound 1-28)

[0598] The title compound (1-28) was obtained from 3-(3-((4-(((tert-butoxycarbonyl)amino)methyl) pyridin-2-yl)oxy)benzamido)benzoic acid (2) (48 mg, 89%) using the procedure described in Example 1, Step 2. <sup>1</sup>H NMR (300 MHz, DMSO-d<sub>6</sub>): δ 10.49 (s, 1H), 8.56 (br s, 3H), 8.40 (m, 1H), 8.19 (m, 1H), 8.04 (m, 1H), 7.87 (m, 1H), 7.56-7.73 (m, 3H), 7.46 (m, 1H), 7.38 (m, 1H), 7.24-7.30 (m, 2H), 4.09-4.16 (m, 2H); LCMS Mass: 364.0 (M<sup>+</sup>+1).

Example 29: 4-(3-((4-(Aminomethyl)pyridin-2-yl)oxy)benzamido)benzoic acid hydrochloride (Compound 1-29)

[0599]

Compound 1-29

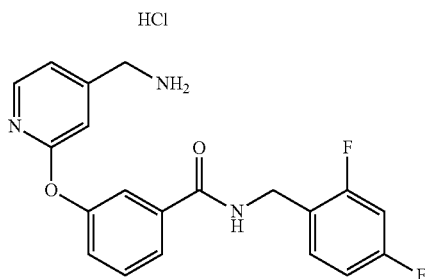


[0600] The title compound (1-29) was prepared using the procedure for Example 28, using methyl-4-aminobenzoate in Step 1. LCMS Mass: 364.0 (M<sup>+</sup>+1).

Example 30: 3-((4-(Aminomethyl)pyridin-2-yl)oxy)-N-(2,4-difluorobenzyl)benzamide hydrochloride (Compound 1-30)

[0601]

Compound 1-30

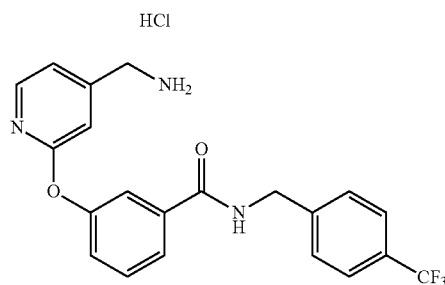


[0602] The title compound (1-30) was prepared using the procedure for Example 1, using Int-D and 2,4-difluorobenzylamine in Step 1. LCMS Mass: 370.0 (M<sup>+</sup>+1).

Example 31: 3-((4-(Aminomethyl)pyridin-2-yl)oxy)-N-(4-(trifluoromethyl)benzyl)benzamide hydrochloride (Compound 1-31)

[0603]

Compound 1-31

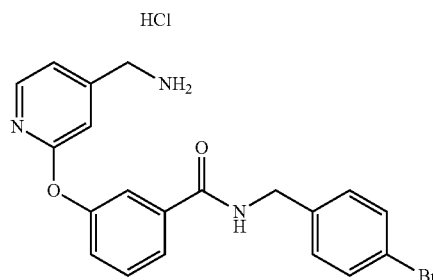


[0604] The title compound (1-31) was prepared using the procedure for Example 1, using Int-D and 4-(trifluoromethyl)benzylamine in Step 1. LCMS Mass: 402.0 (M<sup>+</sup>+1).

Example 32: 3-((4-(Aminomethyl)pyridin-2-yl)oxy)-N-(4-bromobenzyl)benzamide hydrochloride (Compound 1-32)

[0605]

Compound 1-32

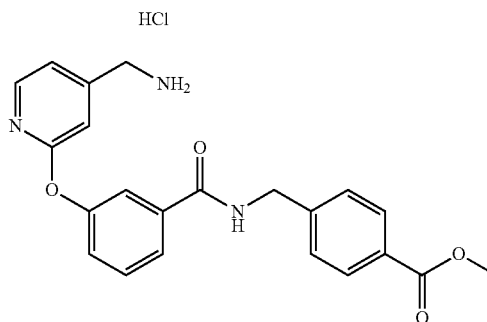


[0606] The title compound (1-32) was prepared using the procedure for Example 1, using Int-D and 4-bromobenzylamine in Step 1. LCMS Mass: 412.0 and 414.0 (M<sup>+</sup>+1) (Br isotopic pattern).

Example 33: Methyl 4-((3-((4-(aminomethyl)pyridin-2-yl)oxy)benzamido)methyl)benzoate hydrochloride (Compound 1-33)

[0607]

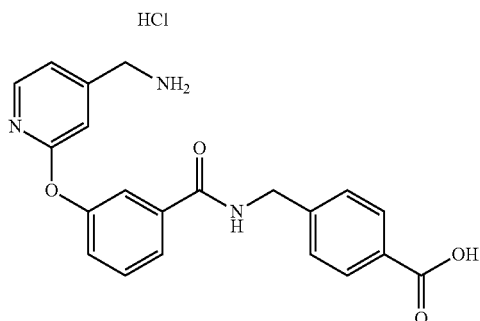
Compound 1-33



**[0608]** The title compound (1-33) was prepared using the procedure for Example 1, using Int-D and methyl-4-(aminomethyl)benzoate hydrochloride in Step 1. LCMS Mass: 392.0 ( $M^+ + 1$ ).

Example 34: 4-((3-((4-(Aminomethyl)pyridin-2-yl)oxy)benzamido)methyl)benzoic acid hydrochloride (Compound 1-34)

**[0609]**

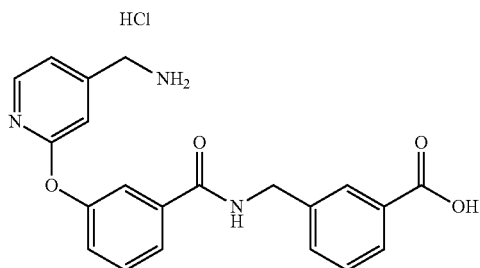


Compound 1-34

**[0610]** The title compound (1-34) was prepared using the procedure for Example 28, using methyl-4-(aminomethyl)benzoate in Step 1. LCMS Mass: 378.0 ( $M^+ + 1$ ).

Example 35: 3-((3-((4-(Aminomethyl)pyridin-2-yl)oxy)benzamido)methyl)benzoic acid hydrochloride (Compound 1-35)

**[0611]**



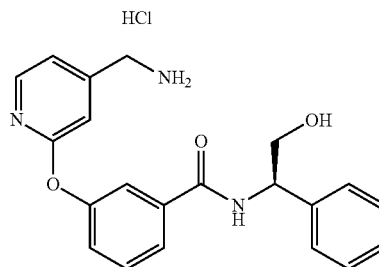
Compound 1-35

**[0612]** The title compound (1-35) was prepared using the procedure for Example 28, using methyl-3-(aminomethyl)benzoate in Step 1.  $^1\text{H}$  NMR (300 MHz, DMSO- $d_6$ ):  $\delta$  9.23 (m, 1H), 8.59 (br s, 3H), 8.17 (m, 1H), 7.88 (m, 1H), 7.75-7.83 (m, 2H), 7.61 (m, 1H), 7.50-7.58 (m, 2H), 7.43 (m, 1H), 7.31 (m, 1H), 7.22-7.28 (m, 2H), 4.47-4.52 (m, 2H), 4.05-4.15 (m, 2H); LCMS Mass: 378.0 ( $M^+ + 1$ ).

Example 36: (R)-3-((4-(Aminomethyl)pyridin-2-yl)oxy)-N-(2-hydroxy-1-phenylethyl)benzamide hydrochloride (Compound 1-36)

**[0613]**

Compound 1-36

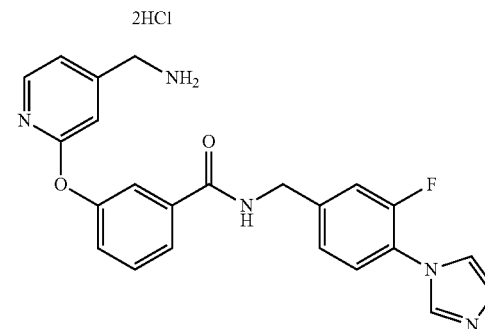


**[0614]** The title compound (1-36) was prepared using the procedure for Example 1, using Int-D and (R)-(-)-2-phenylglycinol in Step 1. LCMS Mass: 364.0 ( $M^+ + 1$ ).

Example 37: 3-((4-(Aminomethyl)pyridin-2-yl)oxy)-N-(3-fluoro-4-(1H-imidazol-1-yl)benzyl)benzamide dihydrochloride (Compound 1-37)

**[0615]**

Compound 1-37

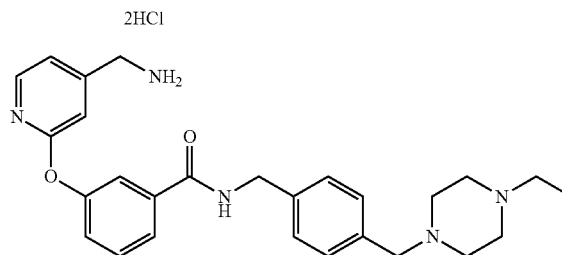


**[0616]** The title compound (1-37) was prepared using the procedure for Example 1, using Int-D and [3-fluoro-4-(1H-imidazol-1-yl)phenyl]methylamine in Step 1.  $^1\text{H}$  NMR (300 MHz, DMSO- $d_6$ ):  $\delta$  9.58 (s, 1H), 9.41 (m, 1H), 8.69 (br s, 3H), 8.12-8.17 (m, 2H), 7.93 (m, 1H), 7.26-7.81 (m, 2H), 7.64 (m, 1H), 7.50-7.56 (m, 2H), 7.40 (m, 1H), 7.25-7.33 (m, 3H), 4.52-4.54 (m, 2H), 4.07-4.13 (m, 2H); LCMS Mass: 418.0 ( $M^+ + 1$ ).

Example 38: 3-((4-(Aminomethyl)pyridin-2-yl)oxy)-N-(4-(4-ethylpiperazin-1-yl)benzyl)benzamide dihydrochloride (Compound 1-38)

**[0617]**

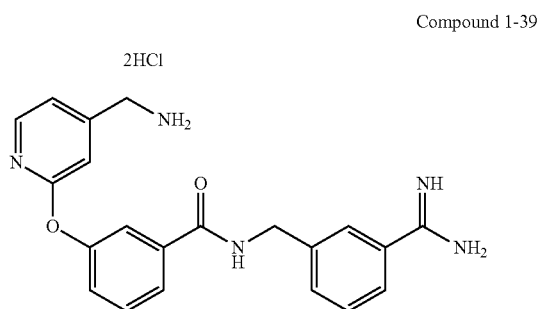
Compound 1-38



**[0618]** The title compound (1-38) was prepared using the procedure for Example 1, using Int-D and 4-(4-ethylpiperazin-1-ylmethyl)benzylamine in Step 1. <sup>1</sup>H NMR (300 MHz, DMSO-d<sub>6</sub>): δ 9.23 (m, 1H), 8.58 (br s, 3H), 8.16 (m, 1H), 7.78 (m, 1H), 7.50-7.63 (m, 4H), 7.22-7.39 (m, 5H), 4.46-4.48 (m, 2H), 4.35 (s, 2H), 4.00-4.11 (m, 2H), 3.05-3.70 (m, 10H), 1.19-1.24 (m, 3H); LCMS Mass: 460.0 (M<sup>+</sup>+1).

Example 39: 3-((4-(Aminomethyl)pyridin-2-yl)oxy)-N-(3-carbamimidoylbenzyl)benzamide dihydrochloride (Compound 1-39)

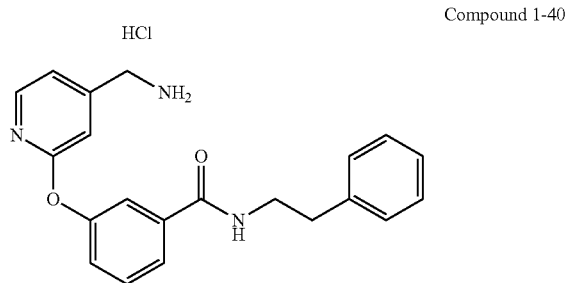
**[0619]**



**[0620]** The title compound (1-39) was prepared using the procedure for Example 1, using Int-D and 3-aminomethylbenzamidine dihydrochloride in Step 1. <sup>1</sup>H NMR (300 MHz, DMSO-d<sub>6</sub>): δ 9.35 (m, 1H), 8.78 (br s, 3H), 8.49 (m, 1H), 8.14 (m, 1H), 7.70-7.82 (m, 3H), 7.64 (m, 1H), 7.46-7.58 (m, 3H), 7.26-7.32 (m, 3H), 4.49-4.51 (m, 2H), 4.05-4.15 (m, 2H); LCMS Mass: 376.0 (M<sup>+</sup>+1).

Example 40: 3-((4-(Aminomethyl)pyridin-2-yl)oxy)-N-phenethylbenzamide hydrochloride (Compound 1-40)

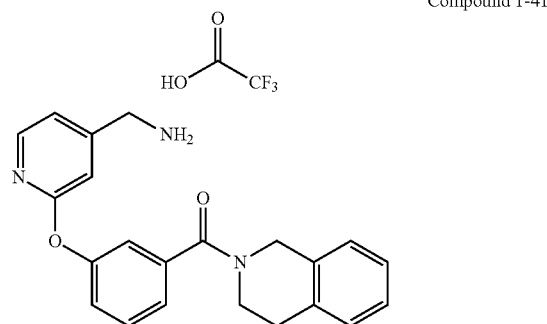
**[0621]**



**[0622]** The title compound (1-40) was prepared using the procedure for Example 1, using Int-D and 2-phenethylamine in Step 1. LCMS Mass: 348.0 (M<sup>+</sup>+1).

Example 41: 3-((4-(Aminomethyl)pyridin-2-yl)oxy)phenyl)(3,4-dihydroisoquinolin-2(1H)-yl) methanone trifluoroacetate (Compound 1-41)

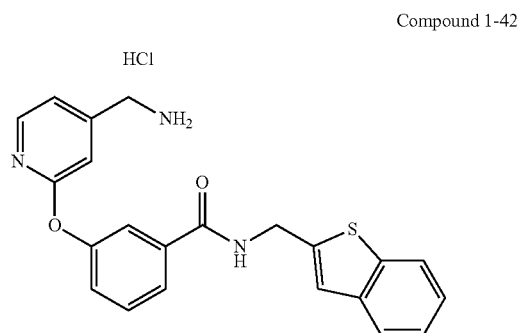
**[0623]**



**[0624]** The title compound (1-41) was prepared using the procedure for Example 1, using Int-D and 1,2,3,4-tetrahydroisoquinoline in Step 1. LCMS Mass: 360.0 (M<sup>+</sup>+1).

Example 42: 3-((4-(Aminomethyl)pyridin-2-yl)oxy)-N-(benzo[b]thiophen-2-ylmethyl)benzamide hydrochloride (Compound 1-42)

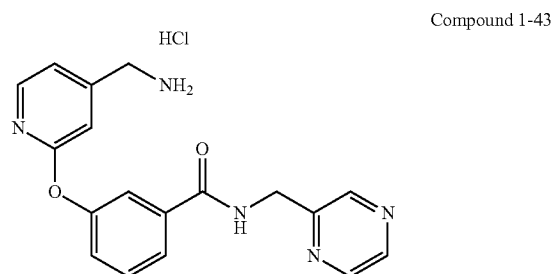
**[0625]**



**[0626]** The title compound (1-42) was prepared using the procedure for Example 1, using Int-D and 1-benzothiophen-2-ylmethylamine in Step 1. LCMS Mass: 390.0 (M<sup>+</sup>+1).

Example 43: 3-((4-(Aminomethyl)pyridin-2-yl)oxy)-N-(pyrazin-2-ylmethyl)benzamide hydrochloride (Compound 1-43)

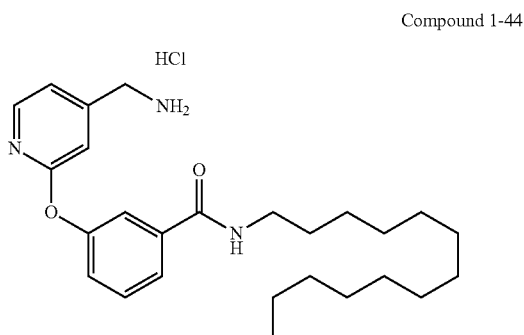
**[0627]**



[0628] The title compound (1-43) was prepared using the procedure for Example 1, using Int-D and 2-(aminomethyl)pyrazine in Step 1. LCMS Mass: 336.0 ( $M^+ + 1$ ).

Example 44: 3-((4-(Aminomethyl)pyridin-2-yl)oxy)-N-tridecylbenzamide hydrochloride (Compound 1-44)

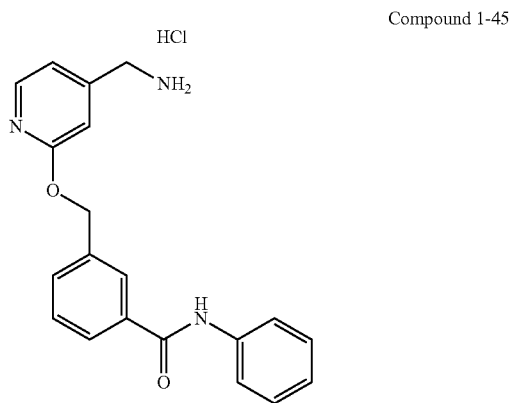
[0629]



[0630] The title compound (1-44) was prepared using the procedure for Example 1, using Int-D and tridecylamine in Step 1. LCMS Mass: 426.0 ( $M^+ + 1$ ).

Example 45: 3-(((4-(Aminomethyl)pyridin-2-yl)oxy)methyl)-N-phenylbenzamide hydrochloride (Compound 1-45)

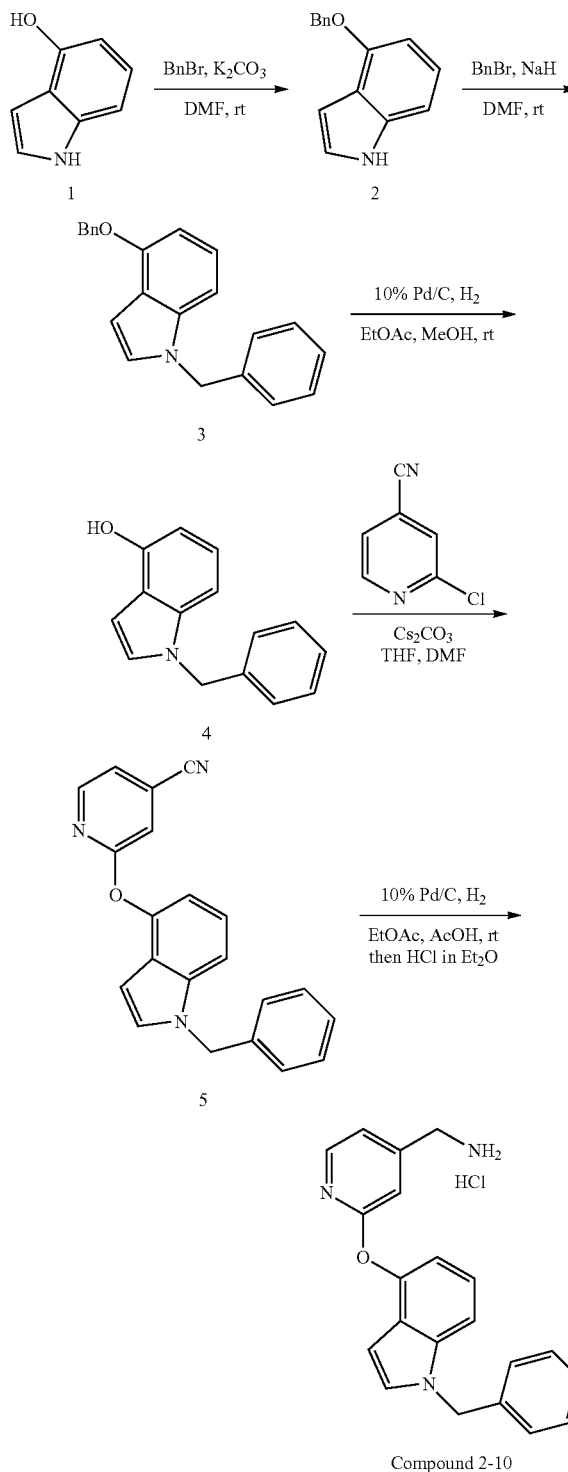
[0631]



[0632] The title compound (1-45) was prepared using the procedure for Example 1, using Int-E and aniline in Step 1. LCMS Mass: 334.0 ( $M^+ + 1$ ).

Example 46: (2-((1-Benzyl-1H-indol-4-yl)oxy)pyridin-4-yl)methanamine hydrochloride (Compound 2-10)

[0633]



## Step 1: 4-(Benzyloxy)-1H-indole (2)

**[0634]** To a stirred solution of 1H-indol-4-ol 1 (3.2 g, 12.9 mmol) in DMF (17 mL) at RT, were added benzyl bromide (2.43 g, 14.2 mmol) and  $K_2CO_3$  (5.35 g, 38.7 mmol). The reaction mixture was stirred at RT for 1.5 h. Additional benzyl bromide (0.40 g, 2.33 mmol) was added and the mixture stirred at RT for 30 min. The mixture was diluted with water (200 mL) and extracted with EtOAc (3×50 mL). The combined organic extracts were washed with brine (20 mL), dried ( $Na_2SO_4$ ), filtered, and concentrated under reduced pressure. The crude was purified (silica gel; eluting 0-60% EtOAc/hexanes) to afford compound 2 as an amber oil (2.88 g, 100%).  $^1H$  NMR (500 MHz, DMSO- $d_6$ ):  $\delta$  11.08 (s, 1H), 7.20-7.55 (m, 5H), 6.93-7.10 (m, 3H), 6.58 (m, 1H), 6.48 (m, 1H), 5.19 (s, 2H).

## Step 2: 1-Benzyl-4-(benzyloxy)-1H-indole (3)

**[0635]** To a stirred solution of compound 2 (250 mg, 1.12 mmol) in DMF (2 mL) at RT were added NaH (56 mg of a 60% dispersion in mineral oil, 1.40 mmol). The mixture was stirred at RT for 15 min, before cooling to 0° C. A solution of benzyl bromide (210 mg, 1.23 mmol) in DMF (0.7 mL) was added and the mixture warmed to RT and stirred for 2 h. The mixture was concentrated under reduced pressure, then partitioned between water (50 mL) and EtOAc (25 mL). The organic layer was separated, dried ( $Na_2SO_4$ ), filtered, and concentrated under reduced pressure. The crude was purified (silica gel; eluting 0-60% EtOAc/hexanes) to afford compound 3 as a white solid (302 mg, 86%). LCMS Mass: 314.0 ( $M^+$ +1).

## Step 3: 1-Benzyl-1H-indol-4-ol (4)

**[0636]** To a stirred solution of compound 3 (302 mg, 0.96 mmol) in EtOAc (10 mL) and MeOH (7 mL) was added 10% Pd/C (10% wt %, 5 mol %) under inert atmosphere. The reaction mixture was evacuated and stirred under  $H_2$  atmosphere (balloon) at RT for 4 h. The reaction mixture was filtered through a pad of celite and washed with EtOAc (10 mL). The filtrate was concentrated under reduced pressure and the residue purified (silica gel; eluting 0-100% EtOAc/hexanes) to afford compound 4 as a white solid (214 mg, 100%). LCMS Mass: 224.0 ( $M^+$ +1).

## Step 4: 2-((1-Benzyl-1H-indol-4-yl)oxy)isonicotinonitrile (5)

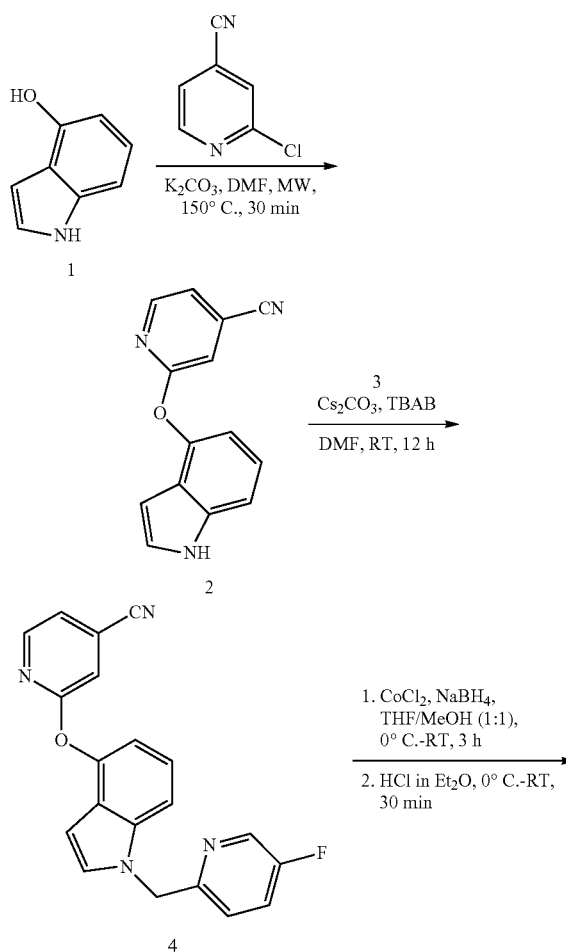
**[0637]** To a stirred solution of 2-chloropyridine-4-carbonitrile (29 mg, 0.210 mmol) and compound 4 (50 mg, 0.210 mmol) in THF: DMF (1:1, 3 mL) at RT, was added  $Cs_2CO_3$  (205 mg, 0.63 mmol). The mixture was stirred at 60° C. for 4 h. Additional 2-chloropyridine-4-carbonitrile (10 mg, 0.07 mmol) was added and the mixture stirred at 40° C. for 60 h. The mixture was concentrated under reduced pressure, and the residue purified (silica gel; eluting 0-100% EtOAc/hexanes) to afford compound 5 as an orange oil (52 mg, 73%). LCMS Mass: 326.0 ( $M^+$ +1).

## Step 5: (2-((1-Benzyl-1H-indol-4-yl)oxy)pyridin-4-yl)methanamine hydrochloride (Compound 2-10)

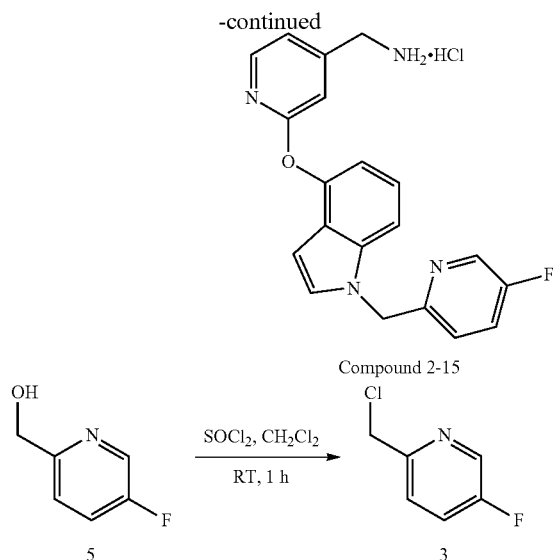
**[0638]** To a stirred solution of compound 5 (52 mg, 0.160 mmol) in a mixture of EtOAc (1.5 mL) and HOAc (1 mL) was added 10% Pd/C (10% wt %, 5 mol %). The reaction mixture was evacuated and stirred under  $H_2$  atmosphere

(balloon) at RT for 3.5 h. Additional 10% Pd/C (10% wt %, 5 mol %) was added and the mixture stirred under  $H_2$  atmosphere (balloon) for a further 1.5 h. The reaction mixture was filtered through a pad of celite and washed with EtOAc (10 mL). The filtrate was concentrated under reduced pressure and the residue purified via HPLC (Waters XTerra® Prep MS C-18 OBD 5  $\mu$ M 50×100 mm column; eluting with 10-90% ACN/ $H_2O$  containing 0.1% TFA, over 20 min) to afford (2-((1-benzyl-1H-indol-4-yl)oxy)pyridin-4-yl)methanamine as a trifluoroacetate salt. This salt was dissolved in a mixture of water and EtOAc and basified with aq. sat.  $NaHCO_3$ . The mixture was extracted with EtOAc and the organic layer separated, dried ( $Na_2SO_4$ ), filtered, and concentrated under reduced pressure. The residue was dissolved in THF (1 mL) and to this was added 2M HCl in ether (1 mL). The mixture was stirred at RT for 30 min. Concentration under reduced pressure afforded compound 2-10 as a light yellow solid (29 mg, 50%).  $^1H$  NMR (500 MHz, DMSO- $d_6$ ):  $\delta$  8.32 (br s, 3H), 8.10 (m, 1H), 7.45 (m, 1H), 7.15-7.38 (m, 8H), 7.09 (m, 1H), 6.74 (m, 1H), 6.10 (m, 1H), 5.42 (s, 2H), 4.06 (s, 2H); LCMS Mass: 330.0 ( $M^+$ +1).

## Example 47: (2-((1-((5-Fluoropyridin-2-yl)methyl)-1H-indol-4-yl)oxy)pyridin-4-yl)methanamine hydrochloride (Compound 2-15)

**[0639]**





Step 1: 2-((1H-Indol-4-yl)oxy)isonicotinonitrile (2)

**[0640]** To a stirred solution of 1H-indol-4-ol 1 (1 g, 7.52 mmol) in DMF (10 mL) were added 2-chloroisonicotinonitrile (0.52 g, 3.76 mmol) and  $\text{K}_2\text{CO}_3$  (1.5 g, 11.28 mmol). The reaction mixture was heated in a microwave synthesizer at 150° C. for 30 min. The reaction mixture was cooled to RT, diluted with water (40 mL), then extracted with  $\text{Et}_2\text{O}$  (2×60 mL). The combined organic extracts were washed with brine (20 mL), dried ( $\text{Na}_2\text{SO}_4$ ), filtered, and concentrated under reduced pressure. The crude residue was purified (silica gel; eluting 20% EtOAc/hexanes) to afford compound 2 as a pale brown solid (250 mg, 14%).  $^1\text{H}$  NMR (400 MHz,  $\text{DMSO}-d_6$ ):  $\delta$  11.30 (br s, 1H), 8.32 (dd,  $J=5.1$ , 0.7 Hz, 1H), 7.58-7.56 (m, 1H), 7.53 (dd,  $J=5.1$ , 1.3 Hz, 1H), 7.33-7.28 (m, 2H), 7.11 (t,  $J=7.9$  Hz, 1H), 6.79 (d,  $J=7.6$  Hz, 1H), 6.08-6.05 (m, 1H); LCMS Mass: 235.9 ( $\text{M}^+ + 1$ ).

Step 2: 2-(Chloromethyl)-5-fluoropyridine (3)

**[0641]** To a stirred solution of (5-fluoropyridin-2-yl) methanol 5 (500 mg, 3.94 mmol) in  $\text{CH}_2\text{Cl}_2$  (40 mL) at RT under an inert atmosphere, was added  $\text{SOCl}_2$  (0.43 mL, 5.9 mmol) drop wise and the mixture stirred for 1 h. The reaction mixture was quenched with saturated  $\text{NaHCO}_3$  (40 mL) and extracted with  $\text{CH}_2\text{Cl}_2$  (2×50 mL). The combined organic extracts were washed with water (20 mL), brine (20 mL), dried ( $\text{Na}_2\text{SO}_4$ ), filtered, and concentrated under reduced pressure to afford compound 3 (620 mg) as pale brown viscous liquid. This material was used without purification.

Step 3: 2-((1-((5-Fluoropyridin-2-yl)methyl)-1H-indol-4-yl)oxy)isonicotinonitrile (4)

**[0642]** To a stirred solution of compound 2 (100 mg, 0.42 mmol) in DMF (5 mL) at RT under an inert atmosphere, were added 2-(chloromethyl)-5-fluoropyridine 3 (92 mg, 0.64 mmol),  $\text{Cs}_2\text{CO}_3$  (276 mg, 0.85 mmol) and  $n\text{Bu}_4\text{NBr}$  (cat.). The mixture was stirred at RT for 12 h. The reaction mixture was quenched with water (20 mL) and extracted with EtOAc (2×30 mL). The combined organic extracts

were washed with brine (15 mL), dried ( $\text{Na}_2\text{SO}_4$ ), filtered, and concentrated under reduced pressure. The residue was purified (silica gel; eluting 10% EtOAc/hexanes) to afford compound 4 as an off-white solid (110 mg, 75%).  $^1\text{H}$  NMR (500 MHz,  $\text{DMSO}-d_6$ ):  $\delta$  8.53 (d,  $J=2.9$  Hz, 1H), 8.30 (d,  $J=4.9$  Hz, 1H), 7.69 (td,  $J=8.7$ , 2.9 Hz, 1H), 7.62 (s, 1H), 7.54 (dd,  $J=5.1$ , 1.0 Hz, 1H), 7.45 (d,  $J=2.9$  Hz, 1H), 7.37 (d,  $J=8.1$  Hz, 1H), 7.25 (dd,  $J=8.7$ , 4.3 Hz, 1H), 7.12 (t,  $J=8.0$  Hz, 1H), 6.82 (d,  $J=7.5$  Hz, 1H), 6.15 (d,  $J=2.6$  Hz, 1H), 5.52 (s, 2H); LCMS Mass: 345.0 ( $\text{M}^+ + 1$ ).

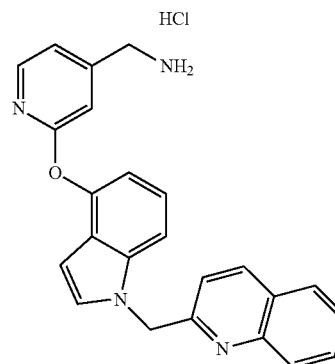
Step 4: 2-((1-((5-Fluoropyridin-2-yl)methyl)-1H-indol-4-yl)oxy)pyridin-4-ylmethanamine hydrochloride (Compound 2-15)

**[0643]** To a stirred solution of compound 4 (110 mg, 0.32 mmol) in THF/MeOH (1:1, 10 mL) at 0° C. were added  $\text{CoCl}_2$  (82 mg, 0.64 mmol) and  $\text{NaBH}_4$  (121 mg, 3.2 mmol) portion wise. The mixture was warmed to RT and stirred for 3 h. The reaction mixture was filtered through a pad of celite and the residue was washed with EtOAc (10 mL). The filtrate was concentrated under reduced pressure. The residue was diluted with water (20 mL) and extracted with EtOAc (2×30 mL). The organic layer was separated, dried ( $\text{Na}_2\text{SO}_4$ ), filtered, and concentrated under reduced pressure to afford the desired amine.

**[0644]** To this amine was added 2M HCl in  $\text{Et}_2\text{O}$  (10 mL) at 0° C. and the mixture stirred for 30 min. Concentration under reduced pressure followed by trituration with  $\text{Et}_2\text{O}$  (2×5 mL) afforded compound 2-15 as an off-white solid (33 mg, 27%).  $^1\text{H}$  NMR (400 MHz,  $\text{DMSO}-d_6$ ):  $\delta$  8.54-8.42 (m, 4H), 8.10 (br d,  $J=4.9$  Hz, 1H), 7.72-7.63 (m, 1H), 7.42 (d,  $J=2.9$  Hz, 1H), 7.32 (br d,  $J=8.2$  Hz, 1H), 7.23 (br dd,  $J=8.6$ , 4.4 Hz, 1H), 7.20-7.15 (m, 2H), 7.09 (br t,  $J=7.8$  Hz, 1H), 6.73 (d,  $J=7.5$  Hz, 1H), 6.11 (d,  $J=2.6$  Hz, 1H), 5.50 (s, 2H), 4.09-4.06 (m, 2H); LCMS Mass: 349.0 ( $\text{M}^+ + 1$ ).

Example 48: 2-((1-((Quinolin-2-yl)methyl)-1H-indol-4-yl)oxy)pyridin-4-ylmethanamine hydrochloride (Compound 2-16)

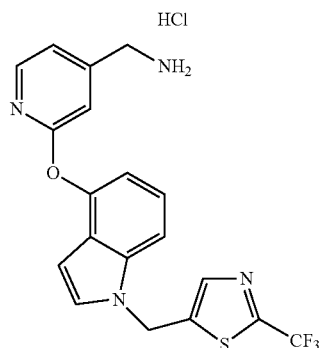
**[0645]**



**[0646]** The title compound (2-16) was prepared using the procedure for Example 47, using 2-(bromomethyl)quinoline in Step 3.  $^1\text{H}$  NMR (500 MHz,  $\text{DMSO}-d_6$ ):  $\delta$  8.58 (br s, 2H), 8.46 (br d,  $J=8.7$  Hz, 1H), 8.13 (br d,  $J=5.5$  Hz, 2H), 8.02 (br d,  $J=7.8$  Hz, 1H), 7.86 (br t,  $J=7.5$  Hz, 1H), 7.67 (br t,  $J=7.4$  Hz, 1H), 7.58 (d,  $J=2.9$  Hz, 1H), 7.40 (br d,  $J=8.4$  Hz, 1H), 7.25-7.19 (m, 3H), 7.11 (t,  $J=8.0$  Hz, 1H), 6.77 (d,  $J=7.5$  Hz, 1H), 6.21 (d,  $J=2.9$  Hz, 1H), 5.81 (s, 2H), 4.11-4.08 (m, 2H); LCMS Mass: 381.0 ( $\text{M}^+ + 1$ ).

Example 49: (2-((1-((2-(Trifluoromethyl)thiazol-5-yl)methyl)-1H-indol-4-yl)oxy)pyridin-4-yl)methanamine hydrochloride (Compound 2-17)

[0647]

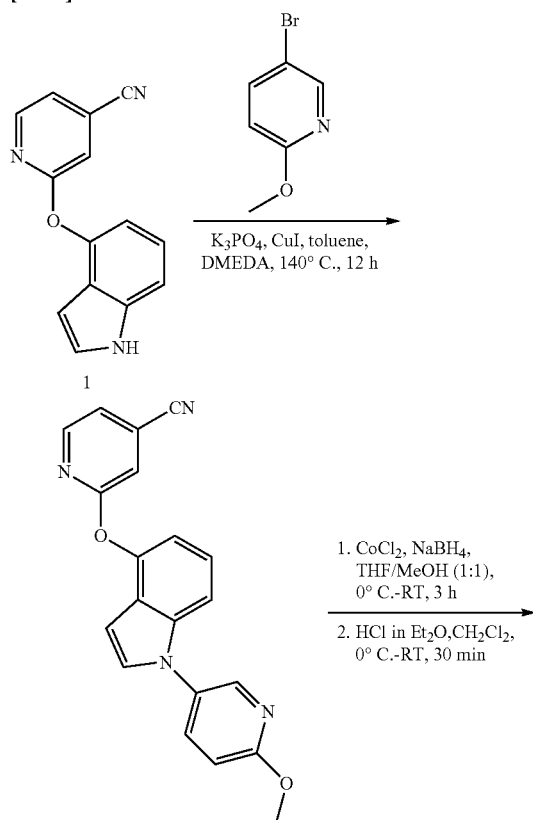


Compound 2-17

[0648] The title compound (2-17) was prepared using the procedure for Example 47, using 5-(bromomethyl)-2-(trifluoromethyl)thiazole (for preparation see U.S. Pat. No. 5,324,837 A1, 1994) in Step 3. LCMS Mass: 405.0 ( $M^+ + 1$ ).

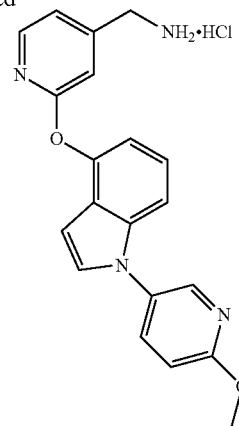
Example 50: (2-((1-(6-Methoxypyridin-3-yl)-1H-indol-4-yl)oxy)pyridin-4-yl)methanamine hydrochloride (Compound 2-20)

[0649]



2

-continued



Compound 2-20

Step 1: 2-((1-(6-Methoxypyridin-3-yl)-1H-indol-4-yl)oxy)isonicotinonitrile (2)

[0650] A solution of 2-((1H-indol-4-yl)oxy)isonicotinonitrile 1 (from Example 47, Step 1) (100 mg, 0.42 mmol) in toluene (5 mL) was degassed under argon at RT for 30 min. To the mixture were added 5-bromo-2-methoxypyridine (88 mg, 0.47 mmol), N,N'-dimethylethylenediamine (15 mg, 0.17 mmol), potassium phosphate (225 mg, 1.1 mmol) and CuI (8 mg, 0.04 mmol). The mixture was sealed and heated at 140°C for 12 h. The reaction mixture was diluted with EtOAc (30 mL), filtered through a pad of celite, and the residue was washed with EtOAc (10 mL). The filtrate was partially concentrated under reduced pressure and washed with water (10 mL), dried ( $\text{Na}_2\text{SO}_4$ ), filtered, and concentrated under reduced pressure. The residue was purified (silica gel; eluting 10% EtOAc/hexanes) to afford compound 2 as pale green solid (130 mg, 89%).  $^1\text{H}$  NMR (500 MHz,  $\text{CDCl}_3$ ):  $\delta$  8.37-8.32 (m, 2H), 7.71 (dd,  $J=8.8, 2.7$  Hz, 1H), 7.33-7.26 (m, 2H), 7.25-7.17 (m, 3H), 6.98-6.90 (m, 2H), 6.43 (d,  $J=2.9$  Hz, 1H), 4.02 (s, 3H); LCMS Mass: 343.0 ( $M^+ + 1$ ).

Step 2: (2-((1-(6-Methoxypyridin-3-yl)-1H-indol-4-yl)oxy)pyridin-4-yl)methanamine hydrochloride (Compound 2-20)

[0651] To a stirred solution of compound 2 (130 mg, 0.38 mmol) in THF/MeOH (1:1, 8 mL) at 0°C were added  $\text{CoCl}_2$  (98 mg, 0.76 mmol) and  $\text{NaBH}_4$  (144 mg, 3.8 mmol) portion wise. The mixture was warmed to RT and stirred for 3 h. The reaction mixture was filtered through a pad of celite and the residue was washed with 10% MeOH in  $\text{CH}_2\text{Cl}_2$  (20 mL). The filtrate was washed with brine (10 mL), dried ( $\text{Na}_2\text{SO}_4$ ), filtered, and concentrated under reduced pressure. The residue was purified via trituration with  $\text{CH}_2\text{Cl}_2$ /n-pentane (2x5 mL) to afford the desired amine.

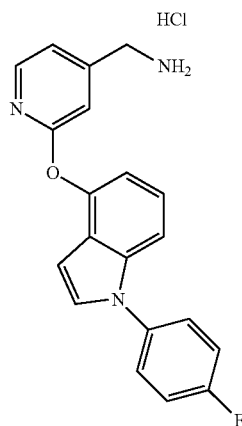
[0652] To this amine in  $\text{CH}_2\text{Cl}_2$  (2 mL) was added 2M HCl in  $\text{Et}_2\text{O}$  (3 mL) at 0°C and stirred for 30 min. The mixture was concentrated under reduced pressure and the obtained solid triturated with  $\text{Et}_2\text{O}$ /n-pentane (2x5 mL) to afford compound 2-20 as a pale green solid (80 mg, 49%).

[0653]  $^1\text{H}$  NMR (400 MHz,  $\text{DMSO}-d_6$ ):  $\delta$  8.68 (br s, 2H), 8.42 (d,  $J=2.3$  Hz, 3H), 8.14 (d,  $J=5.1$  Hz, 1H), 7.98 (dd,

J=8.8, 2.8 Hz, 1H), 7.55 (d, J=3.2 Hz, 1H), 7.31-7.25 (m, 3H), 7.23-7.18 (m, 1H), 7.05 (d, J=8.9 Hz, 1H), 6.88 (dd, J=7.6, 0.7 Hz, 1H), 6.32 (dd, J=3.3, 0.7 Hz, 1H), 4.11 (q, J=5.8 Hz, 2H), 3.94 (s, 3H); LCMS Mass: 347.1 ( $M^+$ +1).

Example 51: (2-((1-(4-Fluorophenyl)-1H-indol-4-yl)oxy)pyridin-4-yl)methanamine hydrochloride (Compound 2-18)

[0654]

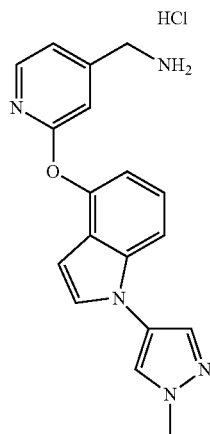


Compound 2-18

[0655] The title compound (2-18) was prepared using the procedure for Example 50, using 1-bromo-4-fluorobenzene in Step 1. LCMS Mass: 334.4 ( $M^+$ +1).

Example 52: (2-((1-(1-Methyl-1H-pyrazol-4-yl)-1H-indol-4-yl)oxy)pyridin-4-yl)methanamine hydrochloride (Compound 2-19)

[0656]

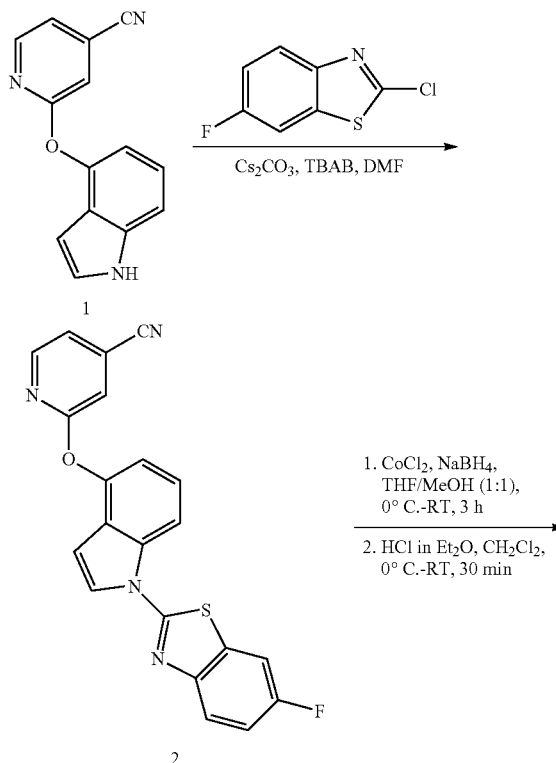


Compound 2-19

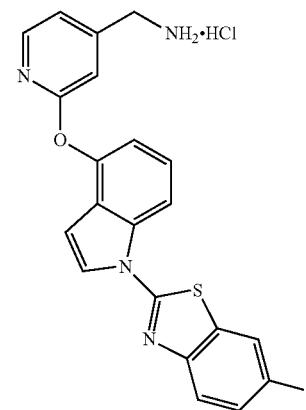
[0657] The title compound (2-19) was prepared using the procedure for Example 50, using 4-bromo-1-methyl-1H-pyrazole in Step 1. LCMS Mass: 320.3 ( $M^+$ +1).

Example 53: (2-((1-(6-Fluorobenzo[d]thiazol-2-yl)-1H-indol-4-yl)oxy)pyridin-4-yl)methanamine hydrochloride (Compound 2-21)

[0658]



2



Compound 2-21

Step 1: 2-((1-(6-Fluorobenzo[d]thiazol-2-yl)-1H-indol-4-yl)oxy)isonicotinonitrile (2)

[0659] A mixture of 2-((1H-indol-4-yl)oxy)isonicotinonitrile 1 (from Example 47, Step 1) (100 mg, 0.42 mmol), 2-chloro-6-fluorobenzo[d]thiazole (117 mg, 0.63 mmol),  $n\text{Bu}_4\text{NBr}$  (5 mol %),  $\text{Cs}_2\text{CO}_3$  (293 mg, 0.9 mmol), and DMF (5 mL) was stirred at RT for 16 h. The mixture was partitioned between water and EtOAc. The organic layer was separated, dried ( $\text{Na}_2\text{SO}_4$ ), filtered, and concentrated

under reduced pressure. The residue was purified (silica gel; eluting EtOAc/hexanes) to afford compound 2 (125 mg, 77%). <sup>1</sup>H NMR (400 MHz, CDCl<sub>3</sub>): δ 8.49 (m, 1H), 8.33 (m, 1H), 7.90 (m, 1H), 7.61 (m, 1H), 7.53 (m, 1H), 7.46 (m, 1H), 7.21-7.25 (m, 3H), 7.09 (m, 1H), 6.56 (m, 1H); LCMS Mass: 387.0 (M<sup>+</sup>+1).

Step 2: 2-((1-(6-Fluorobenzo[d]thiazol-2-yl)-1H-indol-4-yl)oxy)pyridin-4-ylmethanamine hydrochloride (Compound 2-21)

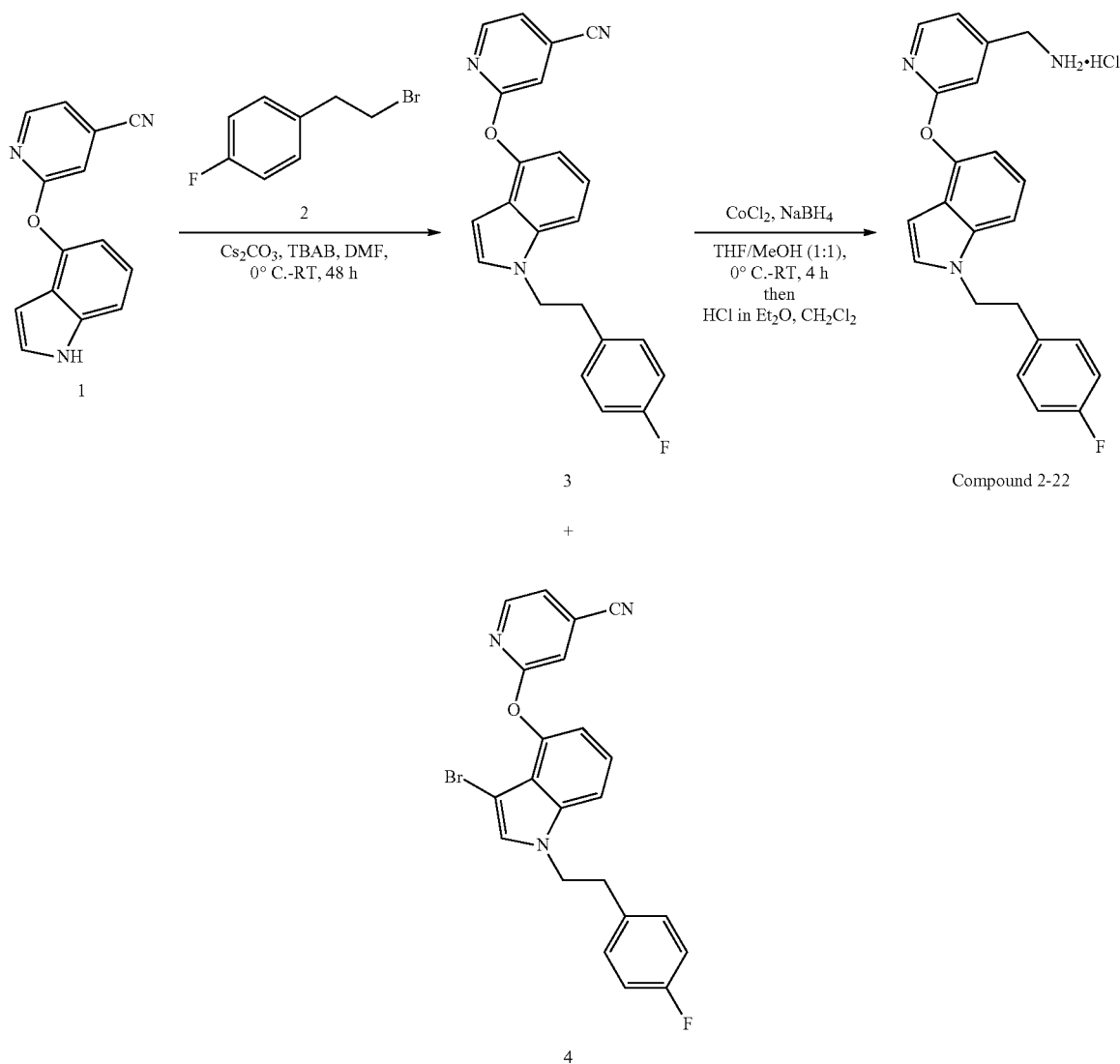
**[0660]** The title compound (2-21) (13 mg, 9%) was prepared from 2-((1-(6-fluorobenzo[d]thiazol-2-yl)-1H-indol-4-yl)oxy)isonicotinonitrile 2 using the procedure described in Example 50, Step 2. LCMS Mass: 391.0 (M<sup>+</sup>+1).

Example 54: 2-((1-(4-Fluorophenethyl)-1H-indol-4-yl)oxy)pyridin-4-ylmethanamine hydrochloride (Compound 2-22)

**[0661]**

Step 1: 2-((1-(4-Fluorophenethyl)-1H-indol-4-yl)oxy)isonicotinonitrile (3) and 2-((3-bromo-1-(4-fluorophenethyl)-1H-indol-4-yl)oxy)isonicotinonitrile (4)

**[0662]** To a stirred solution of 2-((1H-indol-4-yl)oxy)isonicotinonitrile 1 (150 mg, 0.64 mmol) (from Example 47, Step 1) in DMF (5 mL) at 0° C., were added 1-(2-bromoethyl)-4-fluorobenzene 2 (194 mg, 0.96 mmol), Cs<sub>2</sub>CO<sub>3</sub> (416 mg, 1.28 mmol) and nBu<sub>4</sub>NBr (10 mg, 0.03 mmol). The mixture was warmed to RT and stirred for 48 h. The reaction mixture was diluted with water (20 mL) and extracted with EtOAc (2×30 mL). The combined organic extracts were washed with brine (15 mL), dried (Na<sub>2</sub>SO<sub>4</sub>), filtered, and concentrated under reduced pressure. The residue was purified via preparative HPLC to afford compound 3 (70 mg, 30%) and compound 4 (70 mg, 25%) both as a pale yellow oil.



**[0663]** Analytical data for Compound 3:  $^1\text{H}$  NMR (400 MHz,  $\text{CDCl}_3$ ):  $\delta$  8.34 (dd,  $J=5.1, 0.7$  Hz, 1H), 7.24-7.22 (m, 2H), 7.18 (dd,  $J=5.1, 1.3$  Hz, 1H), 7.09-7.07 (m, 1H), 7.03-6.88 (m, 5H), 6.84 (d,  $J=3.2$  Hz, 1H), 6.16 (d,  $J=3.1$  Hz, 1H), 4.34 (t,  $J=7.2$  Hz, 2H), 3.10 (t,  $J=7.2$  Hz, 2H); LCMS Mass: 358.0 ( $\text{M}^++1$ ).

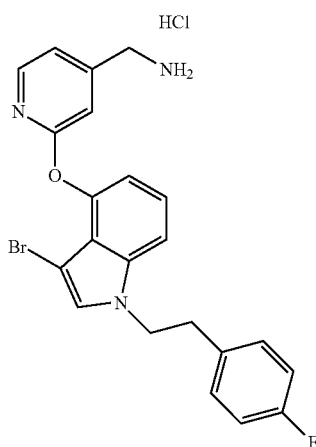
**[0664]** Analytical data of Compound 4:  $^1\text{H}$  NMR (500 MHz,  $\text{CDCl}_3$ ):  $\delta$  8.30 (d,  $J=4.9$  Hz, 1H), 7.26-7.21 (m, 2H), 7.19-7.16 (m, 2H), 7.06-6.90 (m, 6H), 4.31 (t,  $J=7.2$  Hz, 2H), 3.10 (t,  $J=7.2$  Hz, 2H); LCMS Mass: 438.0 ( $\text{M}^++2$ ).

Step 2: (2-((1-(4-Fluorophenethyl)-1H-indol-4-yl)oxy)pyridin-4-yl)methanamine hydrochloride (Compound 2-22)

**[0665]** The title compound (2-22) (100 mg) was prepared from 2-((1-(4-fluorophenethyl)-1H-indol-4-yl)oxy)isonicotinonitrile 3 using the procedure described in Example 50, Step 2.  $^1\text{H}$  NMR (400 MHz,  $\text{DMSO}-d_6$ ):  $\delta$  8.45 (br s, 2H), 8.14 (d,  $J=5.1$  Hz, 1H), 7.39 (d,  $J=8.3$  Hz, 1H), 7.28-7.18 (m, 4H), 7.17-7.05 (m, 4H), 6.75 (d,  $J=7.1$  Hz, 1H), 6.03 (dd,  $J=3.1, 0.7$  Hz, 1H), 4.40 (t,  $J=7.4$  Hz, 2H), 4.09 (q,  $J=5.7$  Hz, 2H), 3.07 (t,  $J=7.4$  Hz, 2H); LCMS Mass: 362.6 ( $\text{M}^++1$ ).

Example 55: (2-((3-Bromo-1-(4-fluorophenethyl)-1H-indol-4-yl)oxy)pyridin-4-yl)methanamine hydrochloride (Compound 2-23)

**[0666]**

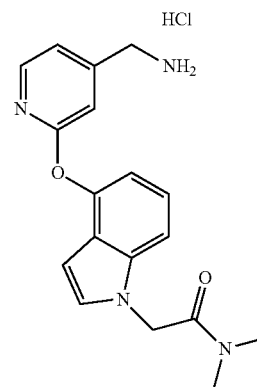


**[0667]** The title compound (2-23) was prepared from 2-((3-bromo-1-(4-fluorophenethyl)-1H-indol-4-yl)oxy)isonicotinonitrile (compound 4 from Example 54, Step 1) from using the procedure described in Example 50, Step 2.  $^1\text{H}$  NMR (400 MHz,  $\text{CD}_3\text{OD}$ ):  $\delta$  8.17 (d,  $J=5.4$  Hz, 1H), 7.37 (d,  $J=8.4$  Hz, 1H), 7.24 (t,  $J=8.0$  Hz, 1H), 7.17 (d,  $J=5.3$  Hz, 1H), 7.13-7.08 (m, 3H), 7.04-7.02 (m, 1H), 6.96 (t,

$J=8.8$  Hz, 2H), 6.84 (d,  $J=7.6$  Hz, 1H), 4.42 (t,  $J=7.0$  Hz, 2H), 4.18 (s, 2H), 3.11 (t,  $J=7.1$  Hz, 2H); LCMS Mass: 441.4 ( $\text{M}^++1$ ).

Example 56: 2-(4-((4-(Aminomethyl)pyridin-2-yl)oxy)-1H-indol-1-yl)-N,N-dimethylacetamide hydrochloride (Compound 2-26)

**[0668]**

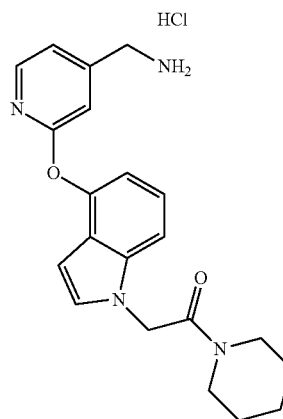


Compound 2-26

**[0669]** The title compound (2-26) was prepared using the procedure for Example 47, using 2-bromo-N,N-dimethylacetamide in Step 3. LCMS Mass: 325.1 ( $\text{M}^++1$ ).

Example 57: 2-(4-((4-(Aminomethyl)pyridin-2-yl)oxy)-1H-indol-1-yl)-1-(piperidin-1-yl)ethanone hydrochloride (Compound 2-27)

**[0670]**

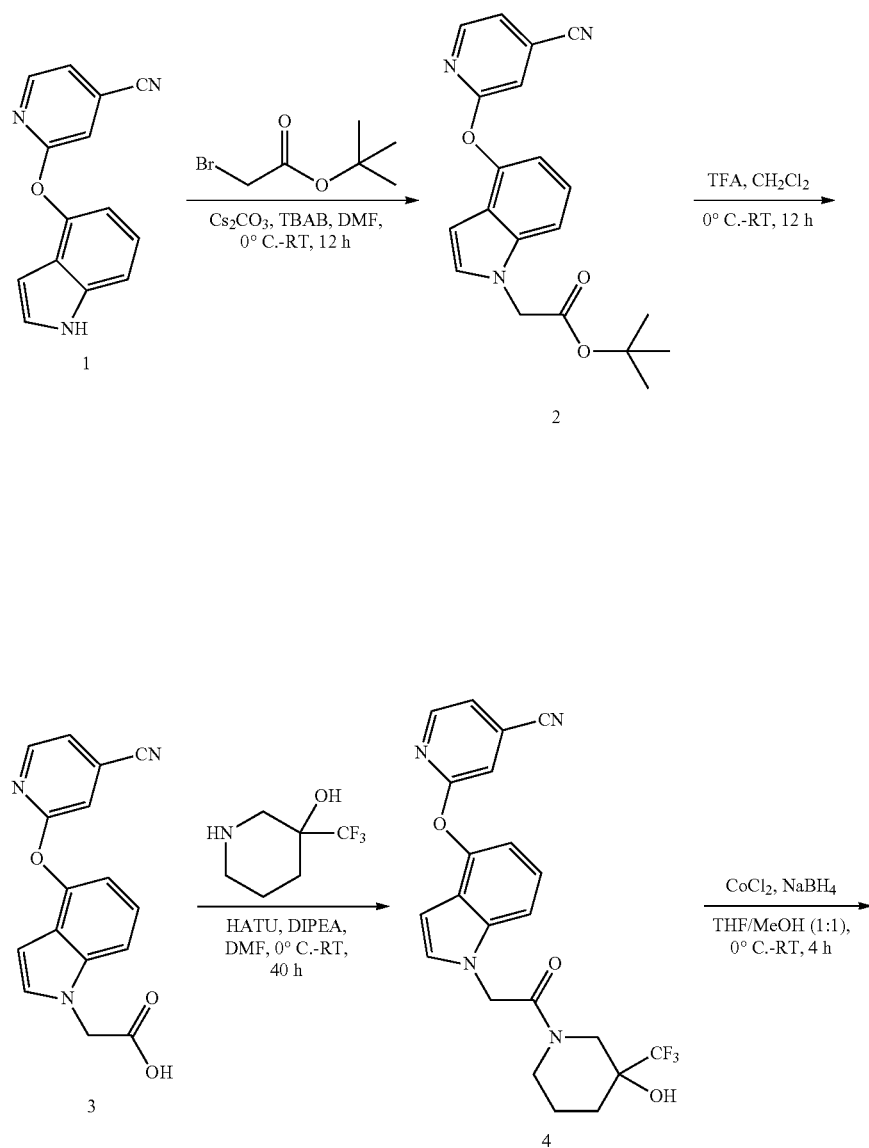


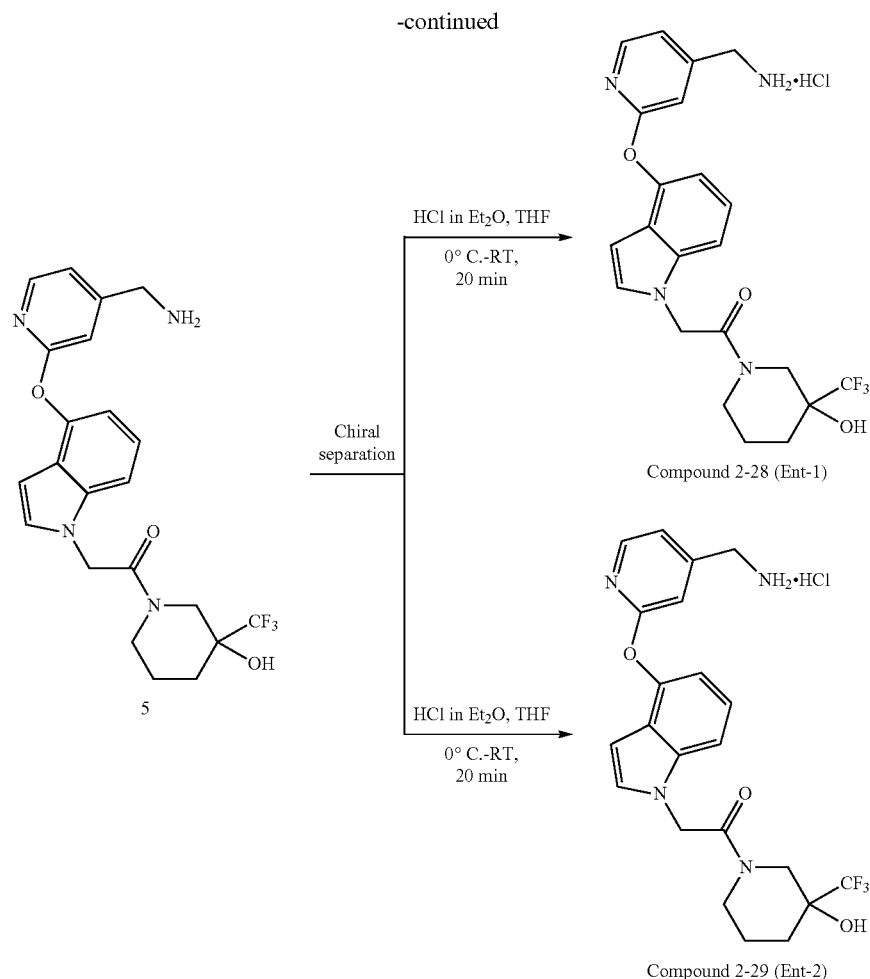
Compound 2-27

**[0671]** The title compound (2-27) was prepared using the procedure for Example 47, using 1-(bromoacetyl)piperidine in Step 3. LCMS Mass: 365.0 ( $\text{M}^++1$ ).

Examples 58 and 59: (R) or (S)-2-(4-((4-(Aminomethyl)pyridin-2-yl)oxy)-1H-indol-1-yl)-1-(3-hydroxy-3-(trifluoromethyl)piperidin-1-yl)ethan-1-one hydrochloride (Enantiomer 1) (Compound 2-28), and (R) or (S)-2-(4-((4-(aminomethyl)pyridin-2-yl)oxy)-1H-indol-1-yl)-1-(3-hydroxy-3-(trifluoromethyl)piperidin-1-yl)ethan-1-one hydrochloride (Enantiomer 2) (Compound 2-29)

[0672]





Step 1: tert-Butyl 2-(4-((4-cyanopyridin-2-yl)oxy)-1H-indol-1-yl)acetate (2)

**[0673]** To a stirred solution of 2-((1H-indol-4-yl)oxy)isonicotinonitrile 1 (100 mg, 0.42 mmol) (from Example 47, Step 1) in DMF (2.5 mL) at 0° C., were added tert-butyl 2-bromoacetate (0.09 mL, 0.64 mmol), Cs<sub>2</sub>CO<sub>3</sub> (276 mg, 0.85 mmol) and nBu<sub>4</sub>NBr (7 mg, 0.02 mmol). The mixture was warmed to RT and stirred for 12 h. The reaction mixture was quenched with water (20 mL) and extracted with EtOAc (2×30 mL). The combined organic extracts were washed with brine (15 mL), dried (Na<sub>2</sub>SO<sub>4</sub>), filtered, and concentrated under reduced. The residue was purified (silica gel; eluting 15% EtOAc/hexanes) to afford compound 2 as a colorless sticky solid (140 mg, 95%). <sup>1</sup>H NMR (500 MHz, CDCl<sub>3</sub>): δ 8.34 (d, J=5.2 Hz, 1H), 7.26-7.22 (m, 1H), 7.20-7.16 (m, 2H), 7.11-7.04 (m, 2H), 6.92 (d, J=7.5 Hz, 1H), 6.29 (d, J=3.2 Hz, 1H), 4.76 (s, 2H), 1.46 (s, 9H); LCMS Mass: 350.0 (M<sup>+</sup>+1).

Step 2: 2-(4-((4-Cyanopyridin-2-yl)oxy)-1H-indol-1-yl)acetic acid (3)

**[0674]** To a stirred solution of compound 2 (140 mg, 0.4 mmol) in CH<sub>2</sub>Cl<sub>2</sub> (4 mL) at 0° C., was added TFA (0.8 mL). The mixture was warmed to RT and stirred for 12 h. The

reaction mixture was concentrated under reduced pressure. The residue was diluted with water (20 mL) and extracted with EtOAc (2×30 mL). The combined organic extracts were washed with brine (15 mL), dried (Na<sub>2</sub>SO<sub>4</sub>), filtered, and concentrated under reduced pressure. The crude was purified via trituration with Et<sub>2</sub>O/n-pentane (2×5 mL) to afford compound 3 as an off-white solid (120 mg, 99%). <sup>1</sup>H NMR (400 MHz, DMSO-d<sub>6</sub>): δ 12.98 (br s, 1H), 8.31 (dd, J=5.1, 0.7 Hz, 1H), 7.61 (t, J=0.9 Hz, 1H), 7.52 (dd, J=5.1, 1.3 Hz, 1H), 7.31-7.26 (m, 2H), 7.13 (t, J=7.9 Hz, 1H), 6.82 (d, J=7.5 Hz, 1H), 6.09 (dd, J=3.2, 0.7 Hz, 1H), 5.02 (s, 2H); LCMS Mass: 293.9 (M<sup>+</sup>+1).

Step 3: Racemic-2-((1-(2-(3-hydroxy-3-(trifluoromethyl)piperidin-1-yl)-2-oxoethyl)-1H-indol-4-yl)oxy)isonicotinonitrile (4)

**[0675]** To a stirred solution of compound 3 (120 mg, 0.41 mmol) in DMF (10 mL) at 0° C., were added HATU (310 mg, 0.82 mmol) and DIEA (0.14 mL, 0.82 mmol). The mixture was warmed to RT and stirred for 20 min. A solution of racemic-3-(trifluoromethyl)piperidin-3-ol (83 mg, 0.49 mmol) in DMF (2 mL) was added, and the mixture stirred at RT for 16 h. Additional DIEA (0.28 mL, 1.63 mmol) was added and stirring continued for 24 h. The reaction mixture

was quenched with water (25 mL) and extracted with EtOAc (2×30 mL). The combined organic extracts were washed with brine (15 mL), dried (Na<sub>2</sub>SO<sub>4</sub>), filtered, and concentrated under reduced pressure. The residue was purified (silica gel; eluting 15-30% EtOAc/hexanes) to afford compound 4 as a brown solid (80 mg, 44%). LCMS Mass: 445.0 (M<sup>+</sup>+1).

Step 4: Racemic-2-(4-((4-(aminomethyl)pyridin-2-yl)oxy)-1H-indol-1-yl)-1-(3-hydroxy-3-(trifluoromethyl)piperidin-1-yl)ethan-1-one (5)

**[0676]** To a stirred solution of compound 4 (80 mg, 0.18 mmol) in THF/MeOH (1:1, 6 mL) at 0° C. were added CoCl<sub>2</sub> (46 mg, 0.36 mmol) and NaBH<sub>4</sub> (68 mg, 1.8 mmol) portion wise. The mixture was warmed to RT and stirred for 4 h. The reaction mixture was filtered through a pad of celite and the residue was washed with 10% MeOH/CH<sub>2</sub>Cl<sub>2</sub> (30 mL). The filtrate was washed with brine (10 mL), dried (Na<sub>2</sub>SO<sub>4</sub>), filtered, and concentrated under reduced pressure. The crude was purified via trituration with n-pentane to afford compound 5 (35 mg). LCMS Mass: 449.0 (M<sup>+</sup>+1).

Step 5: (R) or (S)-2-(4-((4-(aminomethyl)pyridin-2-yl)oxy)-1H-indol-1-yl)-1-(3-hydroxy-3-(trifluoromethyl)piperidin-1-yl)ethan-1-one hydrochloride (Enantiomer 1) (Compound 2-28), and (R) or (S)-2-(4-((4-(aminomethyl)pyridin-2-yl)oxy)-1H-indol-1-yl)-1-(3-hydroxy-3-(trifluoromethyl)piperidin-1-yl)ethan-1-one hydrochloride (Enantiomer 2) (Compound 2-29)

**[0677]** Racemic-2-(4-((4-(aminomethyl)pyridin-2-yl)oxy)-1H-indol-1-yl)-1-(3-hydroxy-3-(trifluoromethyl)piperidin-1-yl)ethan-1-one (5) was separated via chiral HPLC (Chiralpak-IB, 250×20 mm, 5 μm); mobile phase (A) 0.1% DEA in n-Hexane (B) EtOH (A:B, 65:35); flow Rate: 18.0 mL/min) to afford the individual free amine enantiomers.

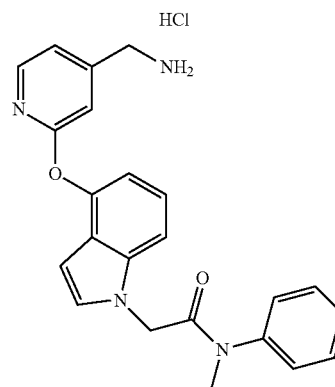
**[0678]** The first eluting enantiomer (8 mg) was dissolved in THF (2 mL) and to this was added 2M HCl in Et<sub>2</sub>O (3 mL) at 0° C., and the mixture stirred for 20 min. The obtained solid was collected via filtration and dried under vacuum to afford compound 2-28 (enantiomer-1) as a white solid (7.5 mg, 87%). <sup>1</sup>H NMR (400 MHz, DMSO-d<sub>6</sub>): δ 8.35 (br s, 3H), 8.15 (d, J=5.1 Hz, 1H), 7.22-7.15 (m, 3H), 7.11 (t, J=7.7 Hz, 1H), 6.76 (d, J=7.5 Hz, 1H), 6.45 (br s, 1H), 6.08 (d, J=3.0 Hz, 1H), 5.22 (s, 2H), 4.29-4.24 (m, 1H), 4.16-4.08 (m, 2H), 3.94-3.88 (m, 1H), 3.44-3.38 (m, 1H), 3.25-3.23 (m, 1H), 3.05 (br d, J=13.4 Hz, 1H), 1.88-1.83 (m, 2H), 1.70-1.65 (m, 1H), 1.58-1.55 (m, 1H); LCMS Mass: 449.5 (M<sup>+</sup>+1); Chiral HPLC: R<sub>t</sub>=13.56 min (98.69%); (Chiralpak-IB, 250×4.6 mm, 5 μm); mobile phase (A) 0.1% DEA in n-Hexane (B) CH<sub>2</sub>Cl<sub>2</sub>: CH<sub>3</sub>OH (50:50) (A:B, 70:30); flow Rate: 1.0 mL/min).

**[0679]** The second eluting enantiomer (10 mg) was treated as described above, to afford compound 2-29 (enantiomer-2) as a white solid (8.9 mg, 82%). <sup>1</sup>H NMR (400 MHz, DMSO-d<sub>6</sub>): δ 8.47 (br s, 3H), 8.14 (d, J=5.1 Hz, 1H), 7.23-7.15 (m, 3H), 7.11 (t, J=7.6 Hz, 1H), 6.76 (d, J=7.4 Hz, 1H), 6.46 (br s, 1H), 6.08 (d, J=3.1 Hz, 1H), 5.22 (s, 2H), 4.30-4.24 (m, 1H), 4.15-4.07 (m, 2H), 3.94-3.89 (m, 1H), 3.41 (br d, J=14.0 Hz, 1H), 3.28-3.19 (m, 1H), 3.05 (br d, J=13.3 Hz, 1H), 1.92-1.78 (m, 2H), 1.70-1.65 (m, 1H), 1.58-1.53 (m, 1H); LCMS Mass: 449.5 (M<sup>+</sup>+1); Chiral

HPLC: R<sub>t</sub>=14.74 min (99.58%); (Chiralpak-IB, 250×4.6 mm, 5 μm); mobile phase (A) 0.1% DEA in n-Hexane (B) CH<sub>2</sub>Cl<sub>2</sub>: CH<sub>3</sub>OH (50:50) (A:B, 70:30); flow Rate: 1.0 mL/min).

Example 60: 2-(4-((4-(aminomethyl)pyridin-2-yl)oxy)-1H-indol-1-yl)-N-methyl-N-phenylacetamide hydrochloride (Compound 2-30)

**[0680]**

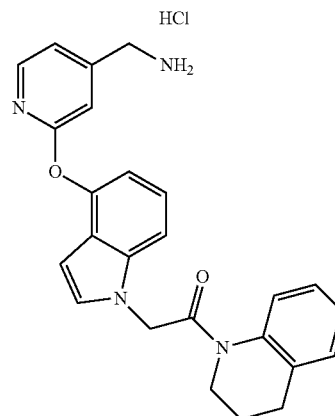


Compound 2-30

**[0681]** The title compound (2-30) was prepared using the procedure for Example 47, using 2-bromo-N-methyl-N-phenylacetamide in Step 3. LCMS Mass: 387.5 (M<sup>+</sup>+1).

Example 61: 2-(4-((4-(aminomethyl)pyridin-2-yl)oxy)-1H-indol-1-yl)-1-(3,4-dihydroquinolin-1(2H)-yl)ethanone hydrochloride (Compound 2-31)

**[0682]**



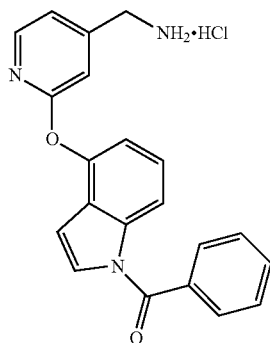
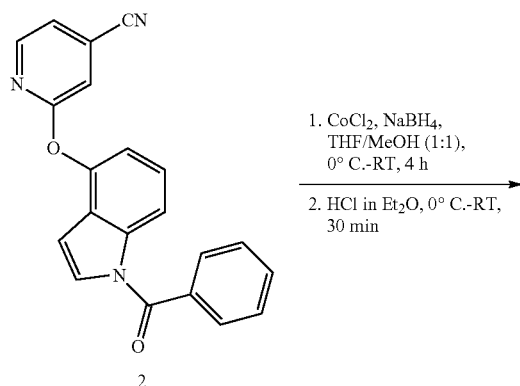
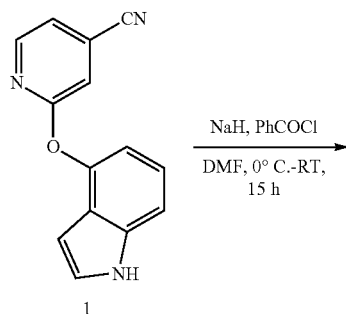
Compound 2-31

**[0683]** The title compound (2-31) was prepared using the procedure for Example 47, using 1-(bromoacetyl)-1,2,3,4-tetrahydroquinoline (prepared as described in WO2003/087057 A1) in Step 3. LCMS Mass: 413.2 (M<sup>+</sup>+1).



Example 62: (4-((4-(Aminomethyl)pyridin-2-yl)oxy)-1H-indol-1-yl)(phenyl)methanone hydrochloride (Compound 2-24)

[0684]



Compound 2-24

Step 1: 2-((1-Benzoyl-1H-indol-4-yl)oxy)isonicotinonitrile (2)

[0685] To a stirred solution of 2-((1H-indol-4-yl)oxy)isonicotinonitrile 1 (100 mg, 0.42 mmol) (from Example 47, Step 1) in DMF (5 mL) at 0° C., was added NaH (26 mg of a 60% in mineral oil, 0.64 mmol). The mixture was warmed

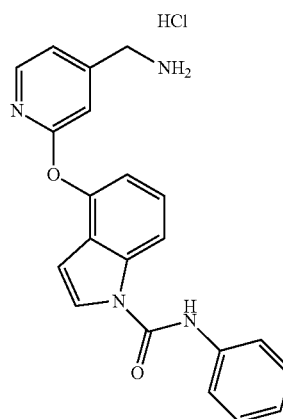
to RT and stirred for 3 h. The mixture was cooled to 0° C., then benzoyl chloride (0.05 mL, 0.47 mmol) was added. The mixture was warmed to RT and stirred for 12 h. The reaction mixture was quenched with ice cold water (20 mL) and extracted with EtOAc (2×30 mL). The combined organic extracts were washed with brine (15 mL), dried (Na<sub>2</sub>SO<sub>4</sub>), filtered, and concentrated under reduced pressure. The residue was purified (silica gel; eluting 10% EtOAc/hexanes) to afford compound 2 as a pale yellow solid (85 mg, 59%). <sup>1</sup>H NMR (500 MHz, DMSO-d<sub>6</sub>): δ 8.31 (d, J=5.2 Hz, 1H), 8.17 (d, J=8.4 Hz, 1H), 7.78-7.72 (m, 3H), 7.71-7.66 (m, 1H), 7.62-7.55 (m, 3H), 7.42 (t, J=8.1 Hz, 1H), 7.34 (d, J=3.8 Hz, 1H), 7.14 (d, J=7.8 Hz, 1H), 6.44 (d, J=3.5 Hz, 1H); LCMS Mass: 340.0 (M<sup>+</sup>+1).

Step 2: (4-((4-(Aminomethyl)pyridin-2-yl)oxy)-1H-indol-1-yl)(phenyl)methanone hydrochloride (Compound 2-24)

[0686] The title compound (2-24) (32 mg, 28%) was prepared from 2-((1-benzoyl-1H-indol-4-yl)oxy)isonicotinonitrile (2) using the procedure described in Example 50, Step 2. <sup>1</sup>H NMR (400 MHz, CD<sub>3</sub>OD): δ 8.26 (br d, J=8.3 Hz, 2H), 7.78-7.74 (m, 2H), 7.68 (t, J=7.4 Hz, 1H), 7.59 (t, J=7.2 Hz, 2H), 7.43 (t, J=8.1 Hz, 1H), 7.36 (d, J=3.7 Hz, 1H), 7.26-7.24 (m, 1H), 7.16-7.09 (m, 2H), 6.46 (br d, J=3.3 Hz, 1H), 4.21 (s, 2H); LCMS Mass: 344.4 (M<sup>+</sup>+1).

Example 63: 4-((4-(Aminomethyl)pyridin-2-yl)oxy)-N-phenyl-1H-indole-1-carboxamide hydrochloride (Compound 2-25)

[0687]

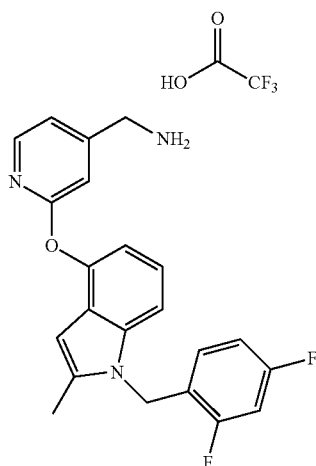


Compound 2-25

[0688] The title compound (2-25) was prepared using the procedure for Example 62, using phenyl isocyanate in Step 1. <sup>1</sup>H NMR (500 MHz, DMSO-d<sub>6</sub>): δ 10.18 (s, 1H), 8.50 (s, 3H), 8.14 (d, J=5.5 Hz, 1H), 8.09 (d, J=8.4 Hz, 1H), 8.02 (d, J=3.8 Hz, 1H), 7.65 (d, J=7.8 Hz, 2H), 7.38 (t, J=8.0 Hz, 2H), 7.32 (t, J=8.1 Hz, 1H), 7.24-7.20 (m, 2H), 7.14 (t, J=7.4 Hz, 1H), 6.96 (d, J=7.8 Hz, 1H), 6.38 (d, J=3.5 Hz, 1H), 4.14-4.10 (m, 2H); LCMS Mass: 359.3 (M<sup>+</sup>+1).

Example 64: (2-((1-(2,4-Difluorobenzyl)-2-methyl-1H-indol-4-yl)oxy)pyridin-4-yl)methanamine trifluoroacetate (Compound 2-11)

[0689]

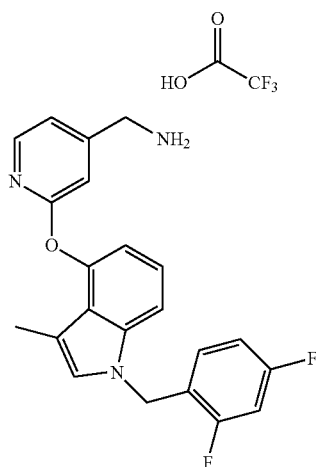


Compound 2-11

[0690] The title compound (2-11) was prepared using the procedure for Example 46, using 2-methyl-1H-indol-4-ol in Step 1, and 2,4-difluorobenzyl bromide in Step 2. The free base form of the title compound, was purified via preparative HPLC (Waters XTerra® Prep MS C-18 OBD 5  $\mu$ M 50 $\times$ 100 mm column; eluting with 10-90% ACN/H<sub>2</sub>O containing 0.1% TFA, over 20 min) to yield the TFA salt. LCMS Mass: 380.0 ( $M^+$ +1).

Example 65: (2-((1-(2,4-Difluorobenzyl)-3-methyl-1H-indol-4-yl)oxy)pyridin-4-yl)methanamine trifluoroacetate (Compound 2-12)

[0691]



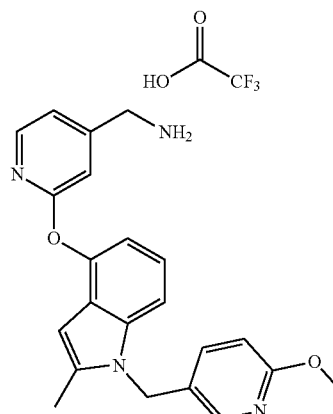
Compound 2-12

[0692] The title compound (2-12) was prepared using the procedure for Example 46, using 3-methyl-1H-indol-4-ol in Step 1, and 2,4-difluorobenzyl bromide in Step 2. The free

base form of the title compound, was purified via preparative HPLC (Waters XTerra® Prep MS C-18 OBD 5  $\mu$ M 50 $\times$ 100 mm column; eluting with 10-90% ACN/H<sub>2</sub>O containing 0.1% TFA, over 20 min) to yield the TFA salt. LCMS Mass: 380.0 ( $M^+$ +1).

Example 66: (2-((1-((6-Methoxypyridin-3-yl)methyl)-2-methyl-1H-indol-4-yl)oxy)pyridin-4-yl)methanamine trifluoroacetate (Compound 2-13)

[0693]

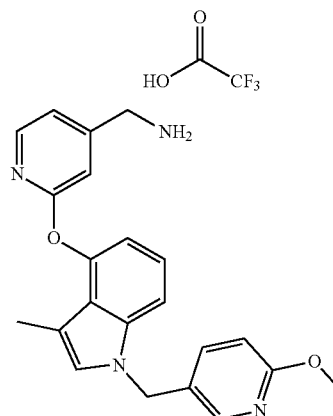


Compound 2-13

[0694] The title compound (2-13) was prepared using the procedure for Example 46, using 2-methyl-1H-indol-4-ol in Step 1, and 5-(chloromethyl)-2-methoxypyridine in Step 2. The free base form of the title compound, was purified via preparative HPLC (Waters XTerra® Prep MS C-18 OBD 5  $\mu$ M 50 $\times$ 100 mm column; eluting with 10-90% ACN/H<sub>2</sub>O containing 0.1% TFA, over 20 min) to yield the TFA salt. LCMS Mass: 375.0 ( $M^+$ +1).

Example 67: (2-((1-((6-Methoxypyridin-3-yl)methyl)-3-methyl-1H-indol-4-yl)oxy)pyridin-4-yl)methanamine trifluoroacetate (Compound 2-14)

[0695]

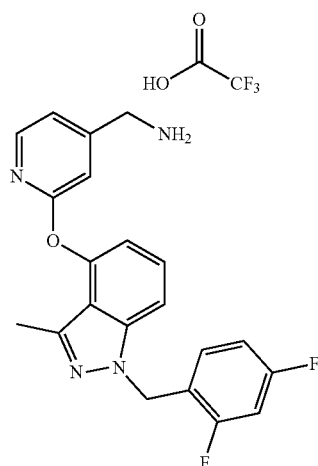


Compound 2-14

**[0696]** The title compound (2-14) was prepared using the procedure for Example 46, using 3-methyl-1H-indol-4-ol in Step 1, and 5-(chloromethyl)-2-methoxypyridine in Step 2. The free base form of the title compound, was purified via preparative HPLC (Waters XTerra® Prep MS C-18 OBD 5  $\mu$ M 50x100 mm column; eluting with 10-90% ACN/H<sub>2</sub>O containing 0.1% TFA, over 20 min) to yield the TFA salt. LCMS Mass: 375.0 ( $M^+$ +1).

Example 68: (2-((1-(2,4-Difluorobenzyl)-3-methyl-1H-indazol-4-yl)oxy)pyridin-4-yl)methanamine trifluoroacetate (Compound 2-35)

**[0697]**

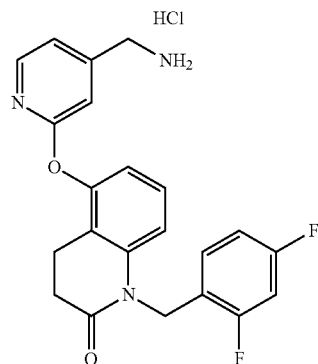


Compound 2-35

**[0698]** The title compound (2-35) was prepared using the procedure for Example 46, using 3-methyl-1H-indazol-4-ol in Step 1, and 2,4-difluorobenzyl bromide in Step 2. The free base form of the title compound, was purified via preparative HPLC (Waters XTerra® Prep MS C-18 OBD 5  $\mu$ M 50x100 mm column; eluting with 10-90% ACN/H<sub>2</sub>O containing 0.1% TFA, over 20 min) to yield the TFA salt. LCMS Mass: 381.0 ( $M^+$ +1).

Example 69: 5-((4-(Aminomethyl)pyridin-2-yl)oxy)-1-(2,4-difluorobenzyl)-3,4-dihydroquinolin-2(1H)-one hydrochloride (Compound 2-36)

**[0699]**

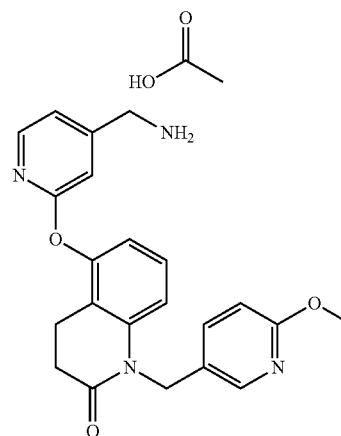


Compound 2-36

**[0700]** The title compound (2-36) was prepared using the procedure for Example 46, using 5-hydroxy-3,4-dihydroquinolin-2(1H)-one in Step 1, and 2,4-difluorobenzyl bromide in Step 2. LCMS Mass: 396.0 ( $M^+$ +1).

Example 70: 5-((4-(Aminomethyl)pyridin-2-yl)oxy)-1-((6-methoxypyridin-3-yl)methyl)-3,4-dihydroquinolin-2(1H)-one acetate (Compound 2-37)

**[0701]**

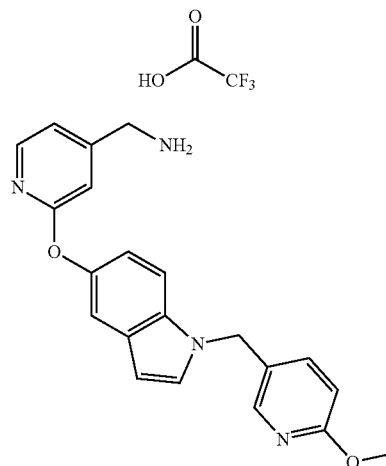


Compound 2-37

**[0702]** The title compound (2-37) was prepared using the procedure for Example 46, using 5-hydroxy-3,4-dihydroquinolin-2(1H)-one in Step 1, and 5-(chloromethyl)-2-methoxypyridine in Step 2. In step 5, direct purification via trituration with EtOAc afforded the acetate salt. LCMS Mass: 391.0 ( $M^+$ +1).

Example 71: (2-((1-((6-Methoxypyridin-3-yl)methyl)-1H-indol-5-yl)oxy)pyridin-4-yl)methanamine trifluoroacetate (Compound 2-34)

**[0703]**

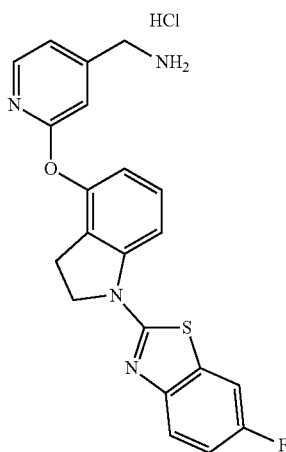


Compound 2-34

[0704] The title compound (2-34) was prepared using the procedure for Example 46, using 5-hydroxy-1H-indole in Step 1, and 5-(chloromethyl)-2-methoxypyridine in Step 2. The free base form of the title compound, was purified via preparative HPLC (Waters XTerra® Prep MS C-18 OBD 5  $\mu$ M 50 $\times$ 100 mm column; eluting with 10-90% ACN/H<sub>2</sub>O containing 0.1% TFA, over 20 min) to yield the TFA salt. LCMS Mass: 361.0 ( $M^+$ +1).

Example 72: (2-((1-(6-Fluorobenzo[d]thiazol-2-yl)indolin-4-yl)oxy)pyridin-4-yl)methanamine hydrochloride (Compound 2-33)

[0705]



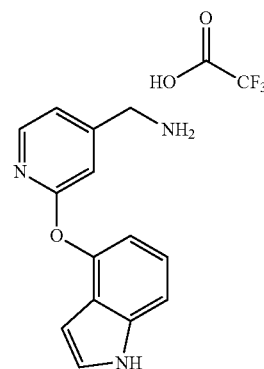
Compound 2-33

[0706] The title compound (2-33) (31 mg, 25%) was prepared from 2-((1-(6-fluorobenzo[d]thiazol-2-yl)-1H-indol-4-yl)oxy)isonicotinonitrile (from Example 53, Step 1) using the procedure described in Example 50, Step 2. <sup>1</sup>H NMR (400 MHz, DMSO-d<sub>6</sub>):  $\delta$  8.45 (br s, 3H), 8.20 (m,

1H), 8.10 (m, 1H), 7.88 (m, 1H), 7.70 (m, 1H), 7.36 (m, 1H), 7.18-7.20 (m, 3H), 6.78 (m, 1H), 4.10-4.21 (m, 4H), 3.01-3.10 (m, 2H); LCMS Mass: 393.4 ( $M^+$ +1).

Example 73: (2-((1H-Indol-4-yl)oxy)pyridin-4-yl)methanamine trifluoroacetate (Compound 2-32)

[0707]

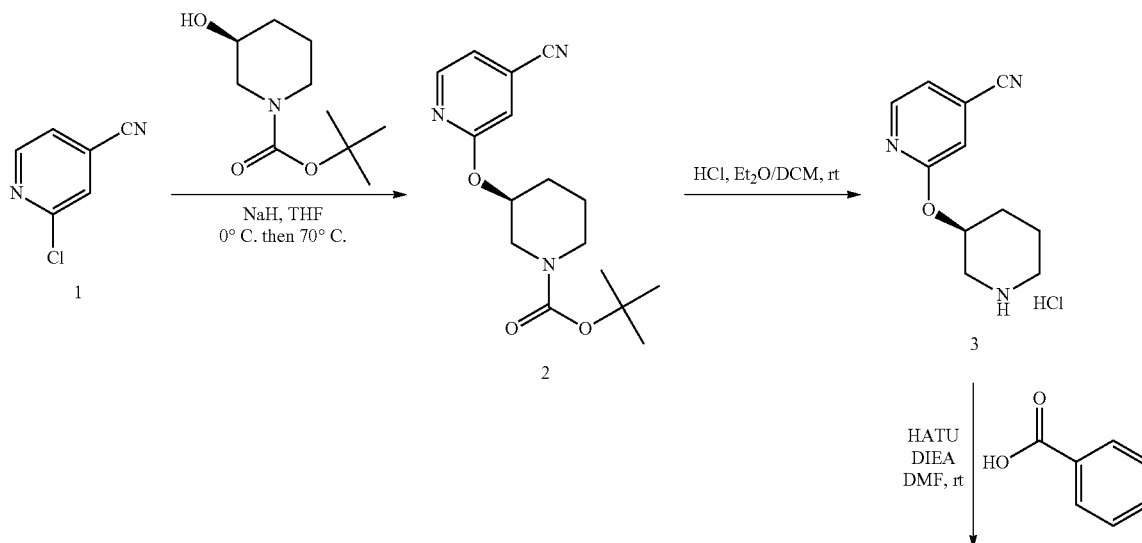


Compound 2-32

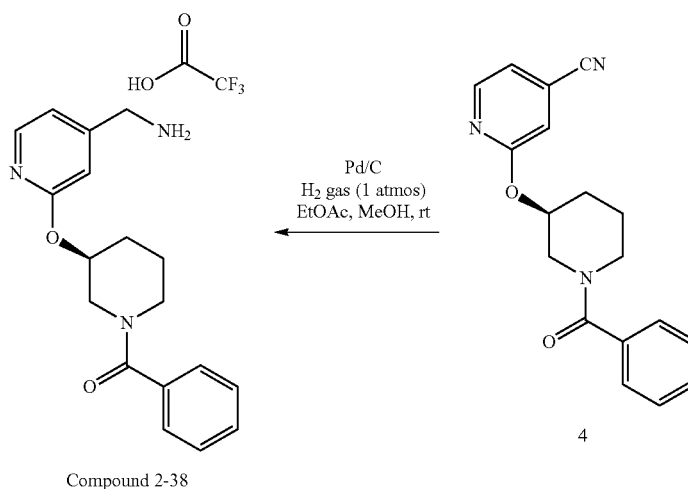
[0708] The title compound (2-32) was prepared from 2-((1H-indol-4-yl)oxy)isonicotinonitrile (from Example 47, Step 1) using the procedure described for the synthesis of A-3 (see synthesis of Int-A, Step 2). The free base form of the title compound, was purified via preparative HPLC (Waters XTerra® Prep MS C-18 OBD 5  $\mu$ M 50 $\times$ 100 mm column; eluting with 10-90% ACN/H<sub>2</sub>O containing 0.1% TFA, over 20 min) to yield the TFA salt. LCMS Mass: 240.4 ( $M^+$ +1).

Example 74: (S)-3-((4-(Aminomethyl)pyridin-2-yl)oxy)piperidin-1-yl(phenyl)methanone trifluoroacetate (Compound 2-38)

[0709]



-continued



Step 1: (S)-tert-Butyl 3-((4-cyanopyridin-2-yl)oxy)piperidine-1-carboxylate (2)

**[0710]** To a stirred solution of (S)-1-boc-3-hydroxypiperidine (1 g, 4.97 mmol) in THF (25 mL) at 0° C., was added NaH (203 mg of a 60% dispersion in mineral oil, 5.07 mmol). The mixture was stirred at 0° C. for 10 min. 2-Chloro-4-pyridinecarbonitrile (1) (688 mg, 4.97 mmol) was added and the mixture allowed to warm to RT and stirred for 1.5 h. The mixture was then heated at 70° C. for 19 h. The mixture was cooled to RT and diluted with water (25 mL), brine (25 mL) and aq. sat. NH<sub>4</sub>Cl solution (25 mL). The mixture was extracted with EtOAc (3×20 mL). The combined organic layers were dried (MgSO<sub>4</sub>), filtered, and concentrated under reduced pressure. The residue was purified (silica gel; eluting 0-40% EtOAc/hexanes) to afford compound 2 as a colorless oil (875 mg, 58%). <sup>1</sup>H NMR (300 MHz, DMSO-d<sub>6</sub>): δ 8.39 (m, 1H), 7.40 (m, 1H), 7.34 (br s, 1H), 4.99 (m, 1H), 3.75 (br m, 1H), 3.20 (br m, 1H), 1.60-2.00 (br m, 2H), 1.20-1.50 (br m, 4H), 1.10 (br s, 9H); LCMS Mass: 204.0 (M<sup>+</sup>+2-Boc).

Step 2: (S)-2-(Piperidin-3-yloxy)isonicotinonitrile hydrochloride (3)

**[0711]** The title compound (3) (688 mg, 100%) was prepared from compound 2 using the procedure described in Example 1, Step 2. <sup>1</sup>H NMR (300 MHz, DMSO-d<sub>6</sub>): δ 9.50 (br s, 1H), 9.06 (br s, 1H), 8.39 (m, 1H), 7.45 (m, 1H), 7.35 (m, 1H), 5.30 (m, 1H), 3.35 (m, 1H), 3.15 (m, 1H), 2.95-3.10 (m, 2H), 1.65-2.00 (m, 4H); LCMS Mass: 204.0 (M<sup>+</sup>+1).

Step 3: (S)-2-((1-Benzoylpiperidin-3-yl)oxy)isonicotinonitrile (4)

**[0712]** To a stirred solution of benzoic acid (51 mg, 0.417 mmol) in DMF (3 mL), was added HATU (317 mg, 0.834 mmol) and the mixture was stirred at RT for 20 min. To the mixture were added compound 3 (100 mg, 0.417 mmol) and DIEA (161 mg, 1.25 mmol), and the mixture stirred at RT for 16 h. The mixture was diluted with water (20 mL), brine (20

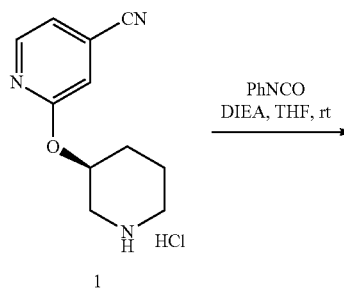
mL), and aq. 2M HCl (5 mL). The mixture was extracted with EtOAc (4×10 mL) and the combined organic layers were dried (MgSO<sub>4</sub>), filtered, and then concentrated under reduced pressure. The crude residue was purified (silica gel; eluting with 0-60% EtOAc in hexanes), to afford compound 4 as an oil (64 mg, 50%). LCMS Mass: 308.0 (M<sup>+</sup>+1).

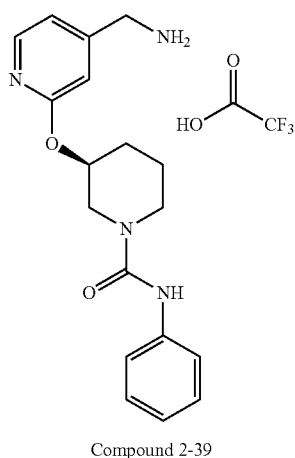
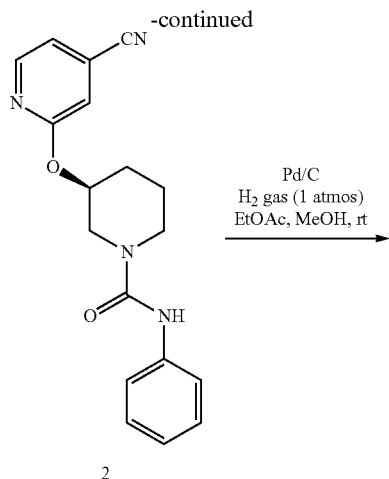
Step 4: (S)-3-((4-(Aminomethyl)pyridin-2-yl)oxy)piperidin-1-yl(phenyl)methanone trifluoroacetate (Compound 2-38)

**[0713]** The title compound (2-38) was prepared from compound 4 using the procedure described for the synthesis of A-3 (see synthesis of Int-A, Step 2). The free base form of the title compound, was purified via preparative HPLC (Waters XTerra® Prep MS C-18 OBD 5 μm 50×100 mm column; eluting with 10-90% ACN/H<sub>2</sub>O containing 0.1% TFA, over 20 min) to yield the TFA salt. LCMS Mass: 312.0 (M<sup>+</sup>+1).

Example 75: (S)-3-((4-(Aminomethyl)pyridin-2-yl)oxy)-N-phenylpiperidine-1-carboxamide trifluoroacetate (Compound 2-39)

**[0714]**





Step 1: (S)-3-((4-Cyanopyridin-2-yl)oxy)-N-phenylpiperidine-1-carboxamide (2)

**[0715]** A mixture of phenyl isocyanate (149 mg, 1.25 mmol), DIEA (324 mg, 2.5 mmol), and THF (5 mL) was stirred at RT for 10 min. (S)-2-(piperidin-3-yloxy)isonicotinonitrile.HCl (from Example 74, Step 2) (200 mg, 0.834 mmol) was added and the mixture stirred at RT for 15 min. The mixture was concentrated under reduced pressure and the residue purified (silica gel; eluting with 0-50% EtOAc in hexanes), to afford compound 2 as a colorless oil (180 mg, 67%). <sup>1</sup>H NMR (300 MHz, DMSO-d<sub>6</sub>): δ 8.35-8.45 (m, 2H), 7.10-7.50 (m, 6H), 6.90 (m, 1H), 5.06 (m, 1H), 3.80 (m, 1H), 3.40-3.60 (m, 3H), 1.45-2.10 (m, 4H); LCMS Mass: 323.0 (M<sup>+</sup>+1).

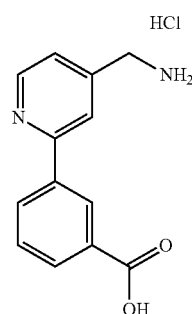
Step 2: (S)-3-((4-(Aminomethyl)pyridin-2-yl)oxy)-N-phenylpiperidine-1-carboxamide trifluoroacetate (Compound 2-39)

**[0716]** The title compound (2-39) was prepared from compound 2 using the procedure described for the synthesis of A-3 (see synthesis of Int-A, Step 2). The free base form of the title compound, was purified via preparative HPLC (Waters XTerra® Prep MS C-18 OBD 5 μM 50×100 mm

column; eluting with 10-90% ACN/H<sub>2</sub>O containing 0.1% TFA, over 20 min) to yield the TFA salt. <sup>1</sup>H NMR (300 MHz, DMSO-d<sub>6</sub>): δ 8.47 (m, 1H), 8.22 (br s, 3H), 8.17 (m, 1H), 7.36-7.42 (m, 2H), 7.14-7.22 (m, 2H), 7.00 (m, 1H), 6.82-6.92 (m, 2H), 5.06 (m, 1H), 3.95-4.05 (m, 2H), 3.79 (m, 1H), 3.35-3.55 (m, 3H), 2.00 (m, 1H), 1.50-1.80 (m, 3H); LCMS Mass: 327.0 (M<sup>+</sup>+1).

Example 76: 3-((4-(Aminomethyl)pyridin-2-yl)oxy)benzoic acid hydrochloride (Compound 2-5)

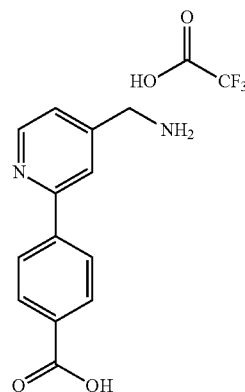
**[0717]**



**[0718]** The title compound (2-5) was prepared directly from Int-B using the procedure described in Example 1, Step 2. LCMS Mass: 229.0 (M<sup>+</sup>+1).

Example 77: 4-((4-(Aminomethyl)pyridin-2-yl)oxy)benzoic acid trifluoroacetate (Compound 2-6)

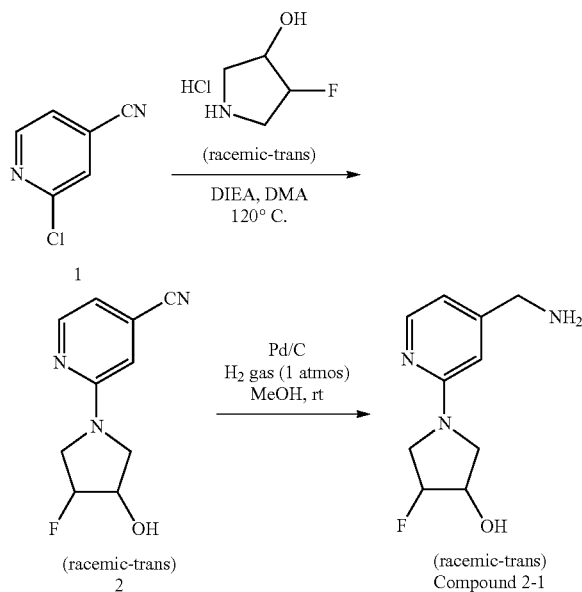
**[0719]**



**[0720]** The title compound (2-6) was prepared directly from Int-A using the procedure described in Example 1, Step 2. The hydrochloride salt form of the title compound, was purified via preparative HPLC (Waters XTerra® Prep MS C-18 OBD 5 μM 50×100 mm column; eluting with 10-90% ACN/H<sub>2</sub>O containing 0.1% TFA, over 20 min) to yield the TFA salt. LCMS Mass: 229.0 (M<sup>+</sup>+1).

Example 78: Racemic-trans-(1-(4-(aminomethyl)pyridin-2-yl)-4-fluoropyrrolidin-3-ol (Compound 2-1)

[0721]



Step 1: Racemic-trans-2-(3-fluoro-4-hydroxypyrrolidin-1-yl)isonicotinonitrile (2)

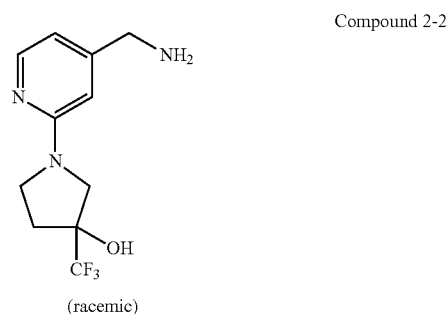
[0722] A stirred mixture of 2-chloro-4-pyridinecarbonitrile (1) (250 mg, 1.804 mmol), DIEA (466 mg, 3.61 mmol), racemic-trans-4-fluoro-3-hydroxypyrrolidine hydrochloride (306 mg, 2.16 mmol), and DMA (4 mL), was heated at 120° C. for 4 h. The mixture was cooled to RT then partitioned between water (50 mL) and EtOAc (30 mL). The organic layer was separated, dried (MgSO<sub>4</sub>), filtered, and concentrated under reduced pressure. The residue was purified (silica gel; eluting with 0-100% EtOAc in hexanes), to afford compound 2-1 as a solid. <sup>1</sup>H NMR (300 MHz, DMSO-d<sub>6</sub>): δ 8.25 (m, 1H), 6.95 (m, 1H), 6.90 (m, 1H), 5.58 (m, 1H), 5.08 (m, 1H), 4.34 (m, 1H), 3.73 (m, 1H), 3.40-3.70 (m, 3H); LCMS Mass: 208.0 (M<sup>+</sup>+1).

Step 2: Racemic-trans-(1-(4-(aminomethyl)pyridin-2-yl)-4-fluoropyrrolidin-3-ol (Compound 2-1)

[0723] A mixture of nitrile (2), 10 wt % Pd/C (5 mol %) and MeOH (20 mL), was stirred under H<sub>2</sub> gas (balloon) at RT for 16 h. The mixture was filtered through celite and the celite washed with additional MeOH (20 mL). The combined filtrates were concentrated under reduced pressure. The residue was purified (silica gel; eluting first with 0-100% EtOAc in hexanes, then 0-20% MeOH in DCM) to afford compound 2-1 as a solid (61 mg). <sup>1</sup>H NMR (300 MHz, DMSO-d<sub>6</sub>): δ 7.94 (m, 1H), 6.54 (m, 1H), 6.45 (m, 1H), 5.03 (m, 1H), 4.32 (m, 1H), 3.38-3.70 (m, 7H); LCMS Mass: 212.0 (M<sup>+</sup>+1).

Example 79: Racemic-1-(4-(Aminomethyl)pyridin-2-yl)-3-(trifluoromethyl)pyrrolidin-3-ol (Compound 2-2)

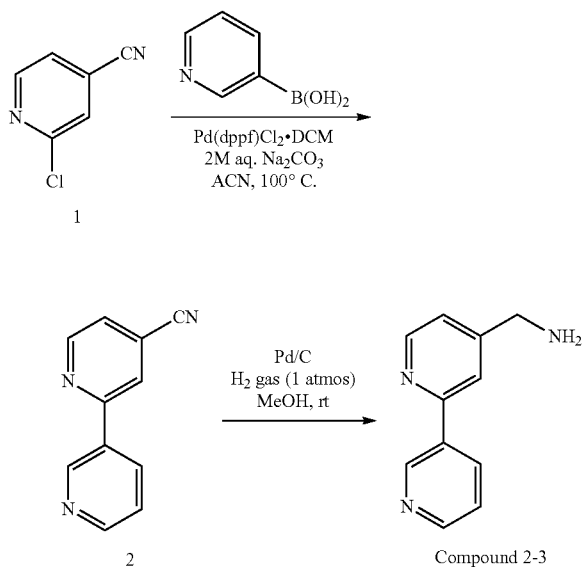
[0724]



[0725] The title compound (2-2) was prepared using the procedure described in Example 78, using racemic-3-(trifluoromethyl)pyrrolidin-3-ol in Step 1. LCMS Mass: 262.0 (M<sup>+</sup>+1).

Example 80: [2,3'-Bipyridin]-4-ylmethanamine (Compound 2-3)

[0726]



Step 1: [2,3'-bipyridine]-4-carbonitrile (2)

[0727] A stirred solution of 2-chloro-4-pyridinecarbonitrile (1) (250 mg, 1.804 mmol), pyridine-3-boronic acid (332 mg, 2.71 mmol), aq. 2M Na<sub>2</sub>CO<sub>3</sub> (1 mL, 2.0 mmol) and MeCN (3 mL), was purged with a stream of N<sub>2</sub> for 10 min at RT. To the mixture was added Pd(dppf)Cl<sub>2</sub>·DCM (66 mg, 0.09 mmol). The mixture was sealed and heated at 100° C. for 1 h. After cooling to RT, the mixture was partitioned between water (25 mL) and EtOAc (25 mL). The organic layer was separated, dried (MgSO<sub>4</sub>), filtered, and then

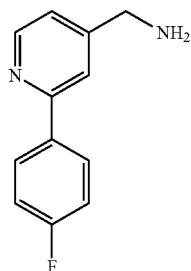
concentrated under reduced pressure. The residue was purified (silica gel; eluting with 0-100% EtOAc in hexanes) to afford compound 2 as a white solid (243 mg, 75%). <sup>1</sup>H NMR (300 MHz, DMSO-d<sub>6</sub>): δ 9.31 (m, 1H), 8.94 (m, 1H), 8.68 (m, 1H), 8.58 (m, 1H), 8.48 (m, 1H), 7.88 (m, 1H), 7.55 (m, 1H); LCMS Mass: 182.0 (M<sup>+</sup>+1).

Step 2: [2,3'-Bipyridin]-4-ylmethanamine  
(Compound 2-3)

[0728] The title compound (2-3) was prepared from compound 2 using the procedure described in Example 78, Step 2. <sup>1</sup>H NMR (300 MHz, DMSO-d<sub>6</sub>): δ 9.25 (m, 1H), 8.56-8.70 (m, 2H), 8.41 (m, 1H), 8.01 (m, 1H), 7.51 (m, 1H), 7.36 (m, 1H), 3.78 (s, 2H), 2.05 (br s, 2H); LCMS Mass: 186.0 (M<sup>+</sup>+1).

Example 81: (2-(4-Fluorophenyl)pyridin-4-yl)methanamine (Compound 2-4)

[0729]

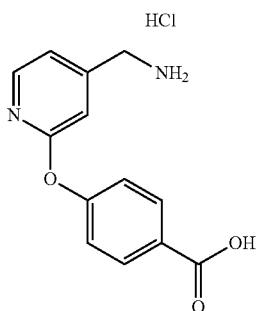


Compound 2-4

[0730] The title compound (2-4) was prepared using the procedure described in Example 80, using 4-fluorophenylboronic acid in Step 1. LCMS Mass: 203.0 (M<sup>+</sup>+1).

Example 82: 4-((4-(Aminomethyl)pyridin-2-yl)oxy)benzoic acid hydrochloride (Compound 2-9)

[0731]

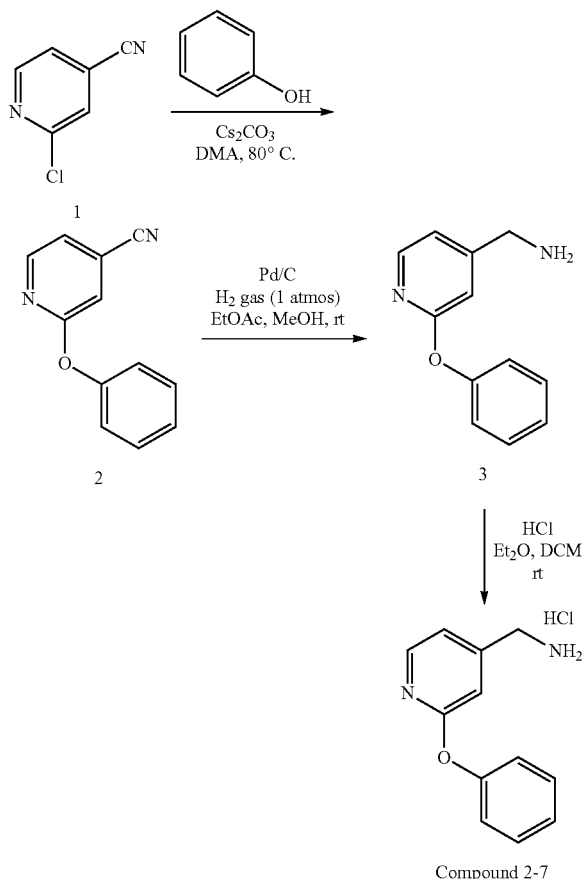


Compound 2-9

[0732] The title compound (2-9) was prepared directly from Int-C using the procedure described in Example 1, Step 2. LCMS Mass: 245.0 (M<sup>+</sup>+1).

Example 83: (2-Phenoxypyridin-4-yl)methanamine hydrochloride (Compound 2-7)

[0733]



Compound 2-7

Step 1: 2-phenoxypyridine-4-carbonitrile (2)

[0734] A mixture of phenol (679 mg, 7.22 mmol), Cs<sub>2</sub>CO<sub>3</sub> (3.53 g, 10.83 mmol), and DMA (10 mL) was stirred at RT for 30 min. 2-Chloro-4-pyridinecarbonitrile (1) (1.0 g, 7.22 mmol) was added and the mixture heated at 80°C. for 20 h. The mixture was cooled to RT and diluted with water (100 mL), brine (15 mL), and aq. 2M HCl (15 mL). The mixture was extracted with EtOAc (2x50 mL) and the combined organic layers were dried (MgSO<sub>4</sub>), filtered, and then concentrated under reduced pressure to afford compound 2 as a white solid (1.34 g, 95%) which did not require further purification. <sup>1</sup>H NMR (300 MHz, DMSO-d<sub>6</sub>): δ 8.35 (m, 1H), 7.62 (m, 1H), 7.55 (m, 1H), 7.40-7.46 (m, 2H), 7.24 (m, 1H), 7.14-7.17 (m, 2H); LCMS Mass: 197.0 (M<sup>+</sup>+1).

Step 2: (2-Phenoxypyridin-4-yl)methanamine (3)

[0735] The title compound (3) (231 mg, 91%) was prepared from compound 2 (250 mg, 1.27 mmol) using the procedure described for the synthesis of A-3 (see synthesis of Int-A, Step 2). <sup>1</sup>H NMR (300 MHz, DMSO-d<sub>6</sub>): δ 8.02 (m, 1H), 7.34-7.44 (m, 2H), 6.99-7.21 (m, 5H), 3.71-3.73 (m, 2H).

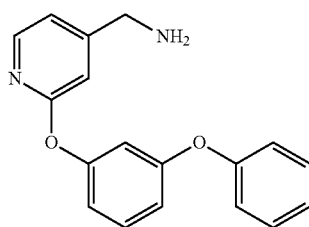


Step 3: (2-Phenoxypyridin-4-yl)methanamine hydrochloride (Compound 2-7)

**[0736]** To a stirred solution of (2-phenoxypyridin-4-yl)methanamine (3) (213 mg, 1.15 mmol) in DCM (2 mL) at RT, was added 2M HCl in Et<sub>2</sub>O (2 mL, 4.0 mmol) and the mixture stirred for 15 min. The mixture was concentrated under reduced pressure, to afford compound 2-7 as a white solid (272 mg, 100%). LCMS Mass: 201.0 (M<sup>+</sup>+1).

Example 84: (2-(3-Phenoxyphenoxy)pyridin-4-yl)methanamine (Compound 2-8)

**[0737]**

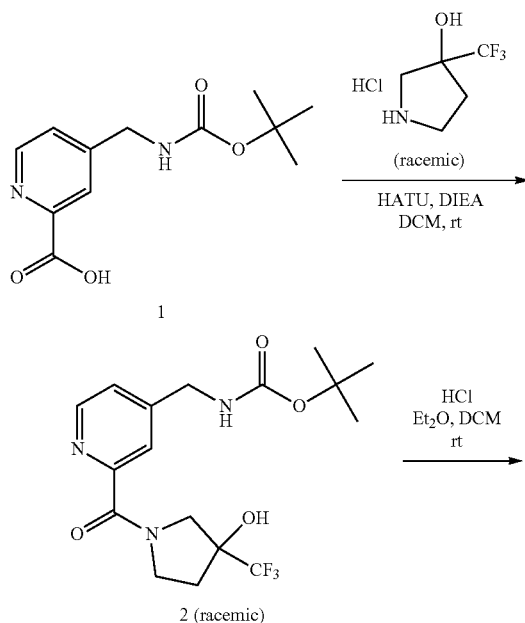


Compound 2-8

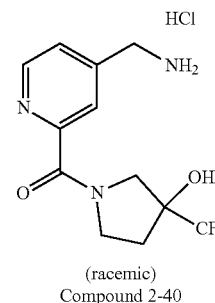
**[0738]** The title compound (2-8) was prepared using the procedure for Example 83, Steps 1 and 2, using 3-phenoxyphenol in Step 1. LCMS Mass: 293.0 (M<sup>+</sup>+1).

Example 85: Racemic-(4-(aminomethyl)pyridin-2-yl)(3-hydroxy-3-(trifluoromethyl)pyrrolidin-1-yl)methanone hydrochloride (Compound 2-40)

**[0739]**



-continued



Step 1: Racemic tert-butyl ((2-(3-hydroxy-3-(trifluoromethyl)pyrrolidine-1-carbonyl)pyridin-4-yl)methyl)carbamate (2)

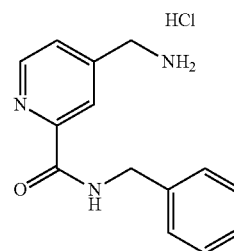
**[0740]** The title compound (2) (30 mg, 26%) was prepared from 4-[(tert-butoxycarbonylamino)methyl]pyridine-2-carboxylic acid (1) and racemic-3-(trifluoromethyl)pyrrolidine-3-ol.HCl, using the procedure for Example 1, Step 1. LCMS Mass: 390.0 (M<sup>+</sup>+1).

Step 2: Racemic-(4-(aminomethyl)pyridin-2-yl)(3-hydroxy-3-(trifluoromethyl)pyrrolidin-1-yl)methanone hydrochloride (Compound 2-40)

**[0741]** The title compound (2-40) was prepared from compound 2 using the procedure described in Example 1, Step 2. <sup>1</sup>H NMR (300 MHz, DMSO-d<sub>6</sub>): δ 8.65 (m, 1H), 8.58 (br s, 3H), 7.94 (m, 1H), 7.62 (m, 1H), 4.10-4.20 (m, 2H), 3.60-4.00 (m, 4H), 2.00-2.20 (m, 2H); LCMS Mass: 290.0 (M<sup>+</sup>+1).

Example 86:  
4-(Aminomethyl)-N-benzylpicolinamide (Compound 2-41)

**[0742]**

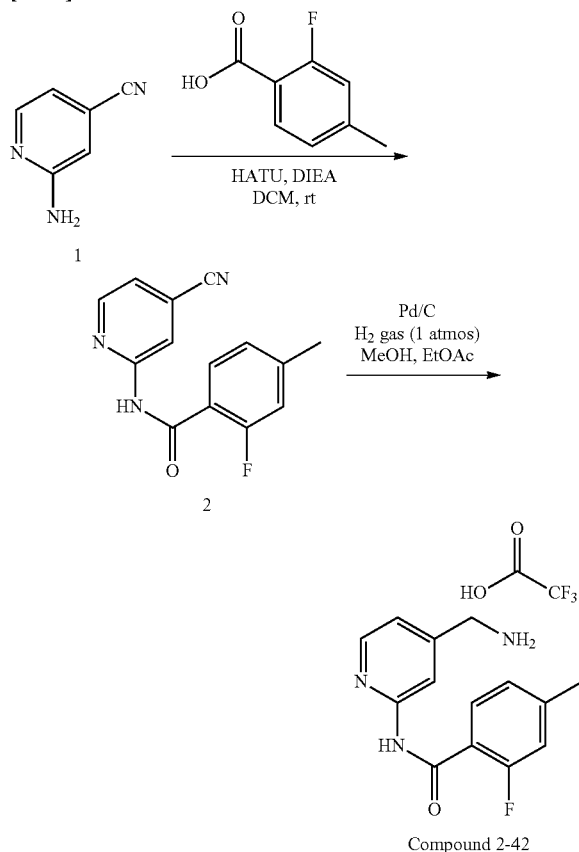


Compound 2-41

**[0743]** The title compound (2-41) was prepared using the procedure for Example 85, using benzylamine in Step 1. LCMS Mass: 242.0 (M<sup>+</sup>+1).

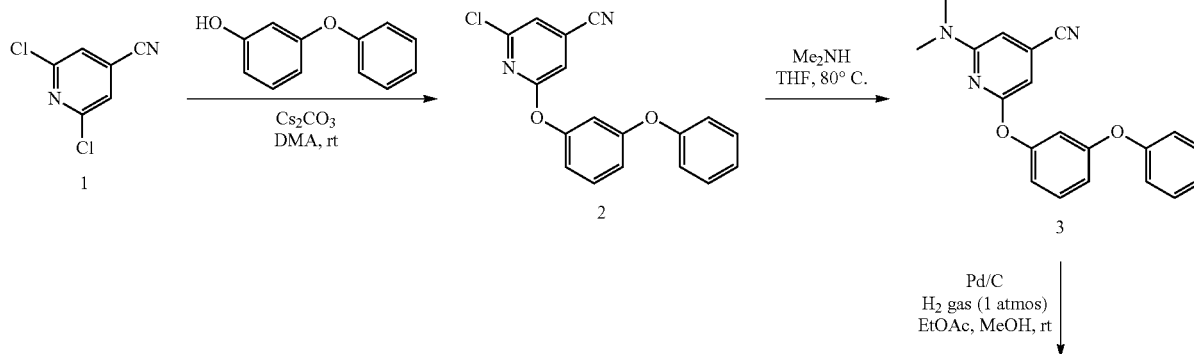
Example 87: N-(4-(Aminomethyl)pyridin-2-yl)-2-fluoro-4-methylbenzamide trifluoroacetate (Compound 2-42)

[0744]



Step 1: N-(4-Cyanopyridin-2-yl)-2-fluoro-4-methylbenzamide (2)

[0745] To a stirred solution of 2-fluoro-4-methylbenzoic acid (168 mg, 1.09 mmol) in DCM (2 mL), was added HATU (479 mg, 1.26 mmol) and the mixture was stirred at RT for 10 min. 2-Amino-isonicotinonitrile (1) (100 mg, 0.839 mmol) and DIEA (325 mg, 2.51 mmol) were added and the mixture stirred at RT for 20 h. The DCM was evaporated under reduced pressure and the remaining reac-



tion mixture was partitioned between water (20 mL) and EtOAc (20 mL). The organic layer was separated, dried ( $\text{Na}_2\text{SO}_4$ ), filtered, and then concentrated under reduced pressure. The crude residue was purified (silica gel; eluting with 0-100% EtOAc in hexanes), to afford compound 2 as a white solid (40 mg, 19%). LCMS Mass: 256.0 ( $\text{M}^+ + 1$ ).

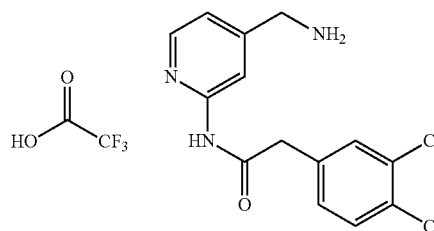
Step 2: N-(4-(Aminomethyl)pyridin-2-yl)-2-fluoro-4-methylbenzamide trifluoroacetate (Compound 2-42)

[0746] A mixture of compound 2 (40 mg, 0.157 mmol), 10 wt % Pd on C (0.0078 mmol, 5 mol %) and EtOAc: MeOH (1:1, 15 mL), was stirred under  $\text{H}_2$  gas (balloon) at RT for 3 h. The mixture was filtered through celite and the celite washed with additional MeOH (15 mL). The combined filtrates were concentrated under reduced pressure. The residue was purified via preparative HPLC (Waters XTerra® Prep MS C-18 OBD 5  $\mu\text{M}$  50 $\times$ 100 mm column; eluting with 10-90% ACN/ $\text{H}_2\text{O}$  containing 0.1% TFA, over 20 min) to afford compound 2-42 as a solid (10 mg, 25%).  $^1\text{H}$  NMR (300 MHz,  $\text{MeOH}-d_4$ ):  $\delta$  8.40-8.50 (m, 2H), 7.75 (m, 1H), 7.00-7.30 (m, 3H), 4.20 (s, 2H), 2.45 (s, 3H); LCMS Mass: 260.0 ( $\text{M}^+ + 1$ ).

Example 88: N-(4-(Aminomethyl)pyridin-2-yl)-2-(3,4-dichlorophenyl)acetamide trifluoroacetate (Compound 2-43)

[0747]

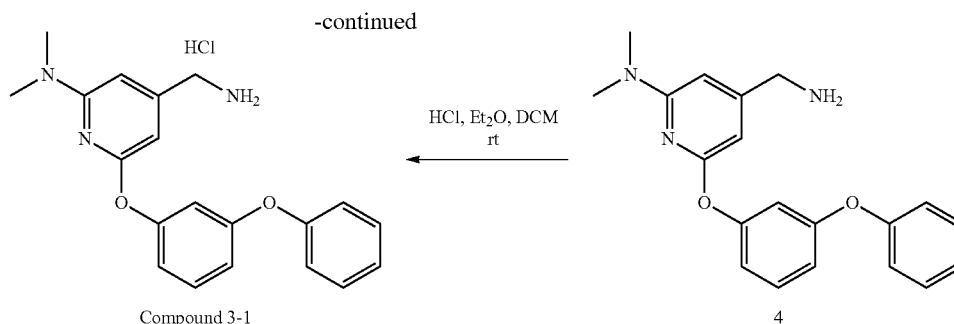
Compound 2-43



[0748] The title compound (2-43) was prepared using the procedure for Example 87, using 3,4-dichlorophenylacetic acid in Step 1. LCMS Mass: 310.0 ( $\text{M}^+ + 1$ ).

Example 89: 4-(Aminomethyl)-N,N-dimethyl-6-(3-phenoxyphenoxy)pyridin-2-amine hydrochloride (Compound 3-1)

[0749]



Step 1:  
2-Chloro-6-(3-phenoxyphenoxy)isonicotinonitrile  
(2)

**[0750]** A mixture of 2,6-dichloroisonicotinonitrile (1) (500 mg, 2.89 mmol),  $\text{Cs}_2\text{CO}_3$  (1.41 g, 4.34 mmol), 3-phenoxyphenol (538 mg, 2.89 mmol), and DMA (10 mL), was stirred at RT for 16 h. The reaction mixture was diluted with water (100 mL), brine (10 mL), and aq. 2M HCl (3 mL). The mixture was extracted with EtOAc (4×20 mL) and the combined organic layers were dried ( $\text{MgSO}_4$ ), filtered, and then concentrated under reduced pressure, to afford compound 2 as a amber oil (894 mg, 96%) which did not require further purification. LCMS Mass: 323.0 ( $\text{M}^+ + 1$ ).

Step 2: 2-(Dimethylamino)-6-(3-phenoxyphenoxy)  
isonicotinonitrile (3)

**[0751]** A stirred mixture of compound 2 (108 mg, 0.335 mmol) and 2M dimethylamine solution in THF (4 mL, 8.0 mmol) was sealed and heated at 80° C. for 3.5 h. The mixture was concentrated under reduced pressure to afford compound 3 as a yellow oil (112 mg, 100%) which did not require further purification.  $^1\text{H}$  NMR (300 MHz,  $\text{DMSO-d}_6$ ):  $\delta$  7.35-7.43 (m, 3H), 7.14 (m, 1H), 7.00-7.06 (m, 2H), 6.85-6.95 (m, 2H), 6.70-6.80 (m, 2H), 6.45 (m, 1H), 2.88 (s, 6H); LCMS Mass: 332.0 ( $\text{M}^+ + 1$ ).

Step 3: 4-(Aminomethyl)-N,N-dimethyl-6-(3-phenoxyphenoxy)pyridin-2-amine (4)

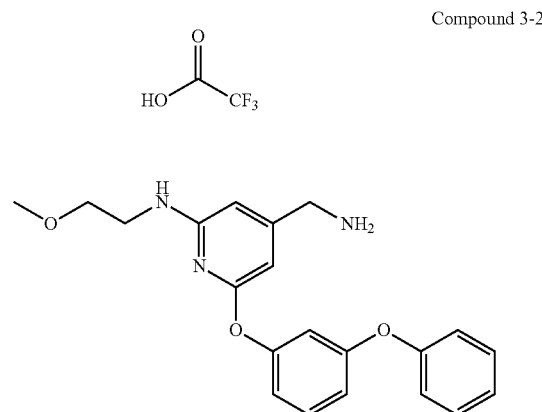
**[0752]** A mixture of compound 3 (108 mg, 0.326 mmol), 10 wt % Pd on C (0.0163 mmol, 5 mol %) and EtOAc: MeOH (1:1, 1.0 mL), was stirred under  $\text{H}_2$  gas (balloon) at RT for 3 h. The mixture was filtered through celite and the celite washed with additional MeOH (5 mL). The combined filtrates were concentrated under reduced pressure. The residue was purified (silica gel; eluting first with 0-100% EtOAc in hexanes, then 0-10% MeOH in DCM), to afford compound 4 as a white solid (23 mg, 21%).  $^1\text{H}$  NMR (300 MHz,  $\text{DMSO-d}_6$ ):  $\delta$  7.36-7.41 (m, 3H), 7.14 (m, 1H), 7.02-7.05 (m, 2H), 6.80-6.89 (m, 2H), 6.72 (m, 1H), 6.44 (m, 1H), 6.20 (m, 1H), 3.86 (s, 2H), 2.88 (s, 6H); LCMS Mass: 336.0 ( $\text{M}^+ + 1$ ).

Step 4: 4-(Aminomethyl)-N,N-dimethyl-6-(3-phenoxyphenoxy)pyridin-2-amine hydrochloride (Compound 3-1)

**[0753]** To a stirred solution of 4-(aminomethyl)-N,N-dimethyl-6-(3-phenoxyphenoxy)pyridin-2-amine (4) (18 mg, 0.0537 mmol) in a mixture of THF (2 mL) and DCM (0.5 mL) at RT, was added 4M HCl in 1,4-dioxane (0.20 mL, 0.8 mmol). After stirring for 10 min, the mixture was concentrated under reduced pressure to afford compound 3-1 as a yellow solid (4 mg, 20%).  $^1\text{H}$  NMR (300 MHz,  $\text{DMSO-d}_6$ ):  $\delta$  8.50 (br s, 3H), 7.36-7.41 (m, 3H), 7.14 (m, 1H), 7.02-7.05 (m, 2H), 6.80-6.89 (m, 2H), 6.70 (m, 1H), 6.49 (m, 1H), 6.23 (m, 1H), 3.86-3.96 (m, 2H), 2.88 (s, 6H); LCMS Mass: 336.0 ( $\text{M}^+ + 1$ ).

Example 90: 4-(Aminomethyl)-N-(2-methoxyethyl)-6-(3-phenoxyphenoxy)pyridin-2-amine trifluoroacetate (Compound 3-2)

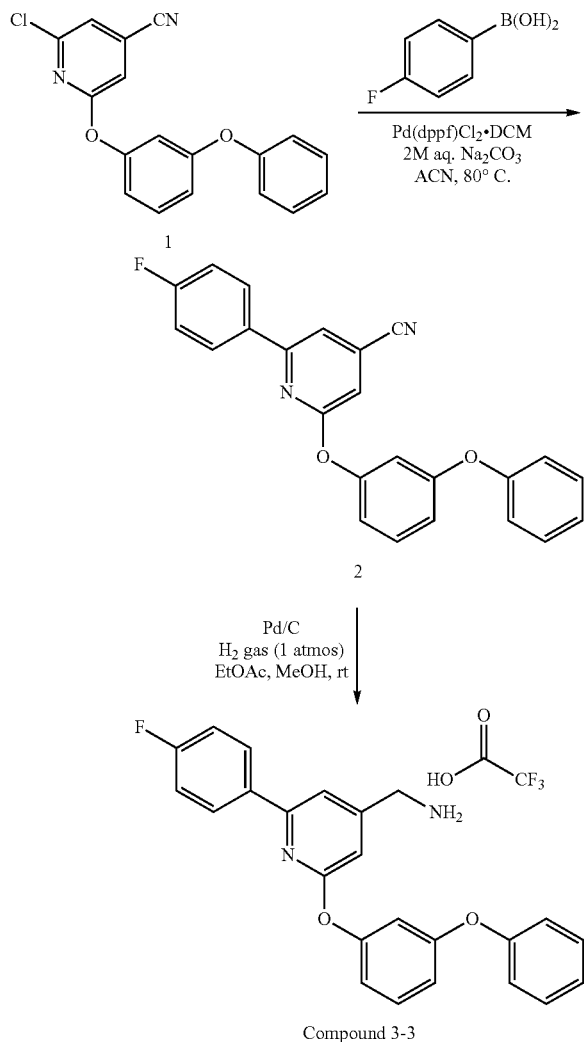
**[0754]**



**[0755]** The title compound (3-2) was prepared using the procedure for Example 89, Steps 1 through 3, using 2-methoxyethylamine (5 eq.) and  $\text{Et}_3\text{N}$  (5 eq.) in Step 2. The free base form of the title compound, was purified via preparative HPLC (Waters XTerra® Prep MS C-18 OBD 5  $\mu\text{M}$  50×100 mm column; eluting with 10-90% ACN/ $\text{H}_2\text{O}$  containing 0.1% TFA, over 20 min) to yield the TFA salt. LCMS Mass: 366.0 ( $\text{M}^+ + 1$ ).

Example 91: (2-(4-Fluorophenyl)-6-(3-phenoxyphenoxy)pyridin-4-yl)methanamine trifluoroacetate (Compound 3-3)

[0756]



Step 1: 2-(4-Fluorophenyl)-6-(3-phenoxyphenoxy)isonicotinonitrile (2)

[0757] A stirred solution of 2-chloro-6-(3-phenoxyphenoxy)isonicotinonitrile (1) (from Example 89, Step 1) (100 mg, 0.310 mmol), 4-fluorophenylboronic acid (65 mg, 0.465 mmol), aq. 2M Na<sub>2</sub>CO<sub>3</sub> (0.5 mL, 1.0 mmol) and MeCN (1.5 mL), was purged with a stream of nitrogen for 10 min at RT. To the mixture was added Pd(dppf)Cl<sub>2</sub>·DCM (11 mg, 0.015 mmol). The mixture was sealed and heated at 80° C. for 45 min. After cooling to RT, the mixture was partitioned between water (25 mL) and EtOAc (25 mL). The organic layer was separated, dried (MgSO<sub>4</sub>), filtered, and then concentrated under reduced pressure. The residue was purified (silica gel; eluting with 0-20% EtOAc in hexanes) to afford compound 2 as a colorless oil (47 mg, 39%). <sup>1</sup>H NMR (300 MHz, DMSO-d<sub>6</sub>): δ 8.21 (m, 1H), 7.95-8.00 (m, 2H),

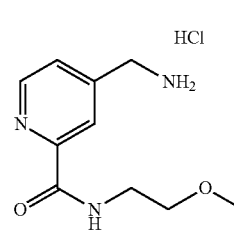
7.56 (m, 1H), 7.47 (m, 1H), 7.28-7.38 (m, 4H), 7.00-7.15 (m, 4H), 6.88-6.98 (m, 2H); LCMS Mass: 383.0 (M<sup>+</sup>+1).

Step 2: (2-(4-Fluorophenyl)-6-(3-phenoxyphenoxy)pyridin-4-yl)methanamine trifluoroacetate (Compound 3-3)

[0758] The title compound (3-3) (21 mg, 44%) was prepared from compound 2 using the procedure for Example 89, Step 3. The free base form of the title compound, was purified via preparative HPLC (Waters XTerra® Prep MS C-18 OBD 5 μM 50×100 mm column; eluting with 10-90% ACN/H<sub>2</sub>O containing 0.1% TFA, over 20 min) to yield the TFA salt. <sup>1</sup>H NMR (300 MHz, DMSO-d<sub>6</sub>): δ 8.32 (br s, 3H), 7.86-7.94 (m, 2H), 7.81 (m, 1H), 7.45 (m, 1H), 7.28-7.38 (m, 4H), 6.88-7.16 (m, 6H), 6.80 (m, 1H), 4.10-4.20 (m, 2H); LCMS Mass: 387.0 (M<sup>+</sup>+1).

Example 92: 4-(Aminomethyl)-N-(2-methoxyethyl)picolinamide hydrochloride (Compound 4-13)

[0759]

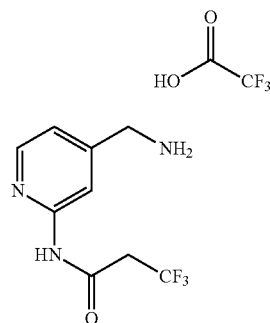


Compound 4-13

[0760] The title compound (4-13) was prepared using the procedure for Example 85, using 2-methoxyethanamine in Step 1. LCMS Mass: 210.0 (M<sup>+</sup>+1).

Example 93: 4-(Aminomethyl)-N-(2,2,2-trifluoroethyl)picolinamide trifluoroacetate (Compound 4-14)

[0761]



Compound 4-14

[0762] The title compound (4-14) was prepared using the procedure for Example 87, using 3,3,3-trifluoropropanoic acid in Step 1. LCMS Mass: 234.0 (M<sup>+</sup>+1).

Example A-1: Parenteral Pharmaceutical Composition

[0763] To prepare a parenteral pharmaceutical composition suitable for administration by injection (subcutaneous,

intravenous), 1-1000 mg of a compound described herein, or a pharmaceutically acceptable salt or solvate thereof, is dissolved in sterile water and then mixed with 10 mL of 0.9% sterile saline. A suitable buffer is optionally added as well as optional acid or base to adjust the pH. The mixture is incorporated into a dosage unit form suitable for administration by injection

#### Example A-2: Oral Solution

**[0764]** To prepare a pharmaceutical composition for oral delivery, a sufficient amount of a compound described herein, or a pharmaceutically acceptable salt thereof, is added to water (with optional solubilizer(s), optional buffer (s) and taste masking excipients) to provide a 20 mg/mL solution

#### Example A-3: Oral Tablet

**[0765]** A tablet is prepared by mixing 20-50% by weight of a compound described herein, or a pharmaceutically acceptable salt thereof, 20-50% by weight of microcrystalline cellulose, 1-10% by weight of low-substituted hydroxypropyl cellulose, and 1-10% by weight of magnesium stearate or other appropriate excipients. Tablets are prepared by direct compression. The total weight of the compressed tablets is maintained at 100-500 mg.

#### Example A-4: Oral Capsule

**[0766]** To prepare a pharmaceutical composition for oral delivery, 10-500 mg of a compound described herein, or a pharmaceutically acceptable salt thereof, is mixed with starch or other suitable powder blend. The mixture is incorporated into an oral dosage unit such as a hard gelatin capsule, which is suitable for oral administration.

**[0767]** In another embodiment, 10-500 mg of a compound described herein, or a pharmaceutically acceptable salt thereof, is placed into Size 4 capsule, or size 1 capsule (hypromellose or hard gelatin) and the capsule is closed.

#### Example A-5: Topical Gel Composition

**[0768]** To prepare a pharmaceutical topical gel composition, a compound described herein, or a pharmaceutically acceptable salt thereof, is mixed with hydroxypropyl cellulose, propylene glycol, isopropyl myristate and purified alcohol USP. The resulting gel mixture is then incorporated into containers, such as tubes, which are suitable for topical administration.

#### Example B-1: Human LOXL2 Amine Oxidase Activity Assay

**[0769]** LOXL2 amine oxidase activity is evaluated by measuring Amplex Red fluorescence using 10-20× concentrated conditioned media from CHO cells stably expressing human LOXL2. To assay for amine oxidase activity, 10 µL of the concentrated conditioned media is incubated with 2 µL of test compound in DMSO and 73 µL Assay Buffer (50 mM Borate Buffer, pH8) for 2 h at 37° C. After the 2 h incubation, 5 µL of 10 mM 1,5-Diaminopentane (DAP) diluted in Assay Buffer and 10 µL of Amplex Red Mix (8.5 µL Assay Buffer+0.5 µL of 10 mM Amplex Red+1 µL of 500 U/mL Horseradish Peroxidase) are added and the plate mixed and immediately placed on the FlexStation for fluorescence measurements. Fluorescence is read in kinetic mode every 2

min for 1 hour at excitation=544 and emission=590. The amine oxidase activity is calculated from the slope of the linear portion of the curve.

TABLE 5

Compound Number	IC <sub>50</sub>
1-1	A
1-2	A
1-3	A
1-4	A
1-5	A
1-6	A
1-7	A
1-8	A
1-9	A
1-10	A
1-11	B
1-12	A
1-13	A
1-14	A
1-15	A
1-16	A
1-17	A
1-18	A
1-19	A
1-20	A
1-21	A
1-22	A
1-23	A
1-24	A
1-25	A
1-26	A
1-27	A
1-28	A
1-29	A
1-30	A
1-31	A
1-32	A
1-33	A
1-34	A
1-35	A
1-36	A
1-37	A
1-38	A
1-39	A
1-40	A
1-41	A
1-42	A
1-43	A
1-44	A
1-45	A
2-1	C
2-2	C
2-3	A
2-4	A
2-5	B
2-6	B
2-7	B
2-8	A
2-9	B
2-10	A
2-11	A
2-12	A
2-13	A
2-14	A
2-15	A
2-16	A
2-17	A
2-18	A
2-19	A
2-20	A
2-21	A
2-22	A
2-23	A
2-24	A
2-25	A

TABLE 5-continued

Compound Number	IC <sub>50</sub>
2-26	A
2-27	A
2-28	A
2-29	B
2-30	A
2-31	A
2-32	A
2-33	A
2-34	
2-35	A
2-36	A
2-37	A
2-38	A
2-39	A
2-40	A
2-41	A
2-42	B
2-43	B
3-1	C
3-2	B
3-3	B
4-1	C
4-2	B
4-3	B
4-4	A
4-5	A
4-6	C
4-7	A
4-8	A
4-9	A
4-10	C
4-11	A
4-12	C
4-13	A
4-14	B

A is <0.3  $\mu$ M;B is 0.3 to 1.0  $\mu$ M;C is >1.0  $\mu$ M

#### Example B-2: LOXL2 Human Blood Amine Oxidase Activity Assay

**[0770]** The amine oxidase activity of human LOXL2 in the context of human whole blood is measured using an Amplex Red assay. Human, recombinant human LOXL2 (purchased from Sino Biologicals, Beijing, China) is added to human blood collected in heparin vacutainer tubes. Briefly, 0.5-2  $\mu$ g recombinant, human LOXL2 (reconstituted in water) and 2  $\mu$ l test compound in DMSO is added to 192  $\mu$ l blood, mixed and incubated at 37° C. for 2 h. After the 2 h incubation, the blood is centrifuged at 2000 $\times$ g for 15 min at room temperature to isolate the plasma. 50  $\mu$ l of plasma is removed and mixed with 25  $\mu$ l of 40 mM DAP (diluted in water) and 25  $\mu$ l Amplex Red Mix (23.5  $\mu$ l 50 mM Borate Buffer, pH8+0.5  $\mu$ l 10 mM Amplex Red+1  $\mu$ l 500 U/ml Horseradish Peroxidase). Samples are mixed and immediately placed on the FlexStation for fluorescence measurements. Fluorescence is read in kinetic mode every 2 min for 1 hour at excitation=544 and emission=590. The amine oxidase activity is calculated from the slope of the linear portion of the curve.

#### Example B-3: Mouse Oropharyngeal Bleomycin Model of Lung Fibrosis

**[0771]** Lung fibrosis is induced in C57B1/6 male mice by administering bleomycin (0.1-4 U/kg) via oropharyngeal instillation. Mice are either pretreated with vehicle or test

compound (1 day to 1 hour) orally, intraperitoneally, intravenously or subcutaneously before bleomycin instillation (prophylactic dosing) or 7-14 days post bleomycin instillation (therapeutic dosing). The route and frequency of dosing are based on previously determined pharmacokinetic properties for the LOXL2 inhibitor in mouse. After bleomycin instillation animals are monitored daily for weight loss and clinical signs for 14-28 days prior to sacrifice. Animals are euthanized at study termination and weighed and blood (for isolation of plasma) and bronchoalveolar lavage are collected and frozen for subsequent analyses. Lungs are removed, weighed, then either inflated and fixed by instillation of 10% formalin and prepared for histological examination or homogenized in 1 ml PBS for collagen determination using a hydroxyproline assay. For histological examination, lung slices are stained with Masson's trichrome or Picro-Sirius red to measure cross-linked collagen as an indicator of fibrosis and an Ashcroft score of lung fibrotic and inflammatory damage determined. In addition, immunohistochemistry of fibrotic proteins such as  $\alpha$ -smooth muscle actin can be recorded. For lung hydroxyproline content, 0.5 ml of the lung homogenate is removed and added to 0.5 ml 12 N HCl and the samples heated at 120° C. overnight. After the acid hydrolysis, 25-100  $\mu$ l of the supernatant is dried down, resuspended in 25  $\mu$ l water and the hydroxyproline content determined by the addition of 0.5 ml Chloramine T solution (140 mg Chloramine T in 6.5 ml ddH<sub>2</sub>O+1 ml n-propanol+2.5 ml 1M sodium acetate) and incubation at room temperature for 20 min. After the incubation, 0.5 ml Erlich's solution (1.48 g of 4-(dimethylamino) (benzaldehyde) in 7 ml n-propanol+2.88 ml 60% perchloric acid and 0.12 ml ddH<sub>2</sub>O) is added and incubated at 65° C. for 15 min before reading the absorbance at 550 nm. The concentration of hydroxyproline in each skin biopsy is determined from a hydroxyproline (purchased from Sigma) standard curve.

#### Example B-4: Mouse Subcutaneous Bleomycin Model of Skin and Lung Fibrosis

**[0772]** Skin and lung fibrosis is induced in female C57B1/6 mice by administering bleomycin via subcutaneous injection to two sites (50  $\mu$ g bleo/site) on the backs of mice. Animals are anesthetized with isoflurane and bleomycin (100  $\mu$ l, or PBS control) is injected at the same site daily for 28 days to induce skin and lung fibrosis. Mice are either pretreated with vehicle or test compound (1 day to 1 hour) orally, intraperitoneally, intravenously or subcutaneously before bleomycin injection (prophylactic dosing) or 7-14 days post bleomycin injection (therapeutic dosing). Animals are euthanized at study termination and weighed and blood (for isolation of plasma) and bronchoalveolar lavage are collected and frozen for subsequent analyses. Lungs are either removed, weighed, then homogenized in PBS for determination of collagen content using a hydroxyproline assay or inflated and fixed by instillation of 10% formalin and prepared for histological examination by trichrome staining or Picrosirius red staining. Skin biopsies are taken from each injection site using a 6 mm dermal punch biopsy (Acuderm). One punch biopsy is sandwiched in a cassette with a sponge, placed in formalin and prepared for histological examination by H&E staining, trichrome staining and/or Picrosirius red staining. The other punch biopsy is placed in 0.5 ml PBS and minced using fine scissors. 500  $\mu$ l 12 N HCl is then added and the samples heated at 120° C. overnight. After the acid

hydrolysis, 25-100  $\mu$ l of the supernatant is dried down, resuspended in 25  $\mu$ l water and the hydroxyproline content determined by the addition of 0.5 ml Chloramine T solution (140 mg Chloramine T in 6.5 ml ddH<sub>2</sub>O+1 ml n-propanol+2.5 ml 1M sodium acetate) and incubation at room temperature for 20 min. After the incubation, 0.5 ml Erlich's solution (1.48 g of 4-(dimethylamino)(benzaldehyde) in 7 ml n-propanol+2.88 ml 60% perchloric acid and 0.12 ml ddH<sub>2</sub>O) is added and incubated at 65° C. for 15 min before reading the absorbance at 550 nm. The concentration of hydroxyproline in each skin biopsy is determined from a hydroxyproline (purchased from Sigma) standard curve.

#### Example B-5: Rat/Mouse CCl<sub>4</sub> Model of Liver Fibrosis

[0773] Liver fibrosis is induced in mice (Balb/c or C57Bl/6) by intraperitoneal administration of CCl<sub>4</sub> (0.5-2 ml/kg body weight) diluted in corn oil twice weekly for 4-8 weeks or by oral administration two-three times weekly using an escalating dose protocol (Popov et al. 2011 Gastroenterology; 140(5): 1642-1652.). Liver fibrosis is induced in rats by either intraperitoneal administration (1-2.5 ml/kg) or by oral administration in oil (mineral, olive or corn) twice weekly for 6-12 weeks. LOXL2 inhibitors are delivered orally, intraperitoneally, intravenously or subcutaneously 1 day to 1 hour prior to the initial CCl<sub>4</sub> dosing (prophylactic dosing) or 1-4 weeks after the initial CCl<sub>4</sub> dosing (therapeutic dosing). At the end of the study, mice are sacrificed by opening the chest cavity under isoflurane, blood is drawn via cardiac puncture into EDTA vacutainer tubes and the liver is harvested. Part of the liver is fixed in 10% neutral buffered formalin for subsequent histopathological analysis of inflammation and fibrosis by H&E staining and Picrosirius red staining. The remaining tissue is snap frozen at -80 OC for subsequent hydroxyproline analysis of total collagen content

#### Example B-6: Mouse Mdr2 Knockout Model of Biliary Fibrosis

[0774] Liver disease develops in the BALB/c. Mdr2-/- mouse model with bridging fibrosis/early cirrhosis between 8 and 12 weeks of age (Ikenaga et al. 2015 Am J Pathology, 185: 325-334). LOXL2 inhibitors are delivered orally, intraperitoneally, intravenously or subcutaneously into BALB/c. Mdr2-/-mice once daily for 6 weeks beginning at week 6 after birth. At the end of the study, mice are anesthetized with isoflurane (1.5% v/v) via precise vaporizer. After laparotomy, portal pressure is measured directly by inserting a high-fidelity pressure catheter into the portal vein and measuring pressure signals for 5 minutes. Serum is collected for analysis of liver (ALT, AST, ALP, and bilirubin) and kidney (creatinine) biochemistries. Part of the liver is fixed in 10% neutral buffered formalin for histopathological analysis of inflammation, necrosis and fibrosis by H&E staining and Picrosirius red staining. Collagen content is determined from a portion of the liver tissue using hydroxyproline analysis.

#### Example B-7: Mouse Alport Model of Kidney Fibrosis

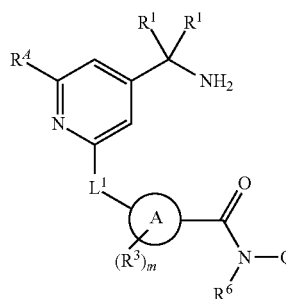
[0775] Mice with mutations in one of the genes of glomerular basement membrane collagen, Collagen IV- $\alpha$ 3/a4/a5, have defects in glomerular function with development of

kidney fibrosis These mice develop renal dysfunction and die prematurely of renal failure with specific timing dependent on the strain background upon which the mutation is present. LOXL2 inhibitors are administered orally to Col4A3 deficient mice on a SV129 background either prophylactically (ca. weeks 2-3 of age) or therapeutically (ca. weeks 4-6 wks of age). Mice are either sacrificed at a predefined time (7-9 wks of age) or continually dosed until they lose >15% of their body weight which precedes death by 1-3 days. If specifically terminated, mice are perfused transcardially with PBS, and one kidney clamped at the renal artery and the other perfused with Dynabeads for magnetic isolation of glomeruli. The other kidney is halved and a small sample of renal cortex fixed for transmission electron microscopic (TEM) analysis and a second sample of renal cortex used for RNA isolation. The other half of the bisected kidney is embedded in OCT for immunohistochemical analysis. RNA from glomeruli and renal cortex is analyzed by real time RT-PCR for genes of interest including MMP-10, MMP-12, IL6, MCP-1, TGF- $\beta$ 1, CTGF, MMP-2, and MMP-9. Immunohistochemical analysis will include staining for collagen 1, CD45, fibronectin, smooth muscle actin, WT-1, and integrin  $\alpha$ 8/laminin  $\alpha$ 5. Collagen 1 staining is blindly analyzed for fibrosis scoring, and fibronectin staining is blindly analyzed for glomerulosclerosis scoring. For all studies albuminuria is assessed weekly and BUN at the time of tissue harvest.

[0776] The examples and embodiments described herein are for illustrative purposes only and various modifications or changes suggested to persons skilled in the art are to be included within the spirit and purview of this application and scope of the appended claims.

What is claimed is:

1. A compound of Formula (VI), or a pharmaceutically acceptable salt thereof:



Formula (VI)

wherein,

each R<sup>1</sup> is independently H, D, or F;

R<sup>4</sup> is H, D, halogen, —CN, —OR<sup>5</sup>, —SR<sup>5</sup>, —S(=O)R<sup>4</sup>, —S(=O)<sub>2</sub>R<sup>4</sup>, —S(=O)<sub>2</sub>N(R<sup>5</sup>)<sub>2</sub>, —NR<sup>2</sup>S(=O)<sub>2</sub>R<sup>4</sup>, —C(=O)R<sup>4</sup>, —OC(=O)R<sup>4</sup>, —CO<sub>2</sub>R<sup>5</sup>, —OCO<sub>2</sub>R<sup>5</sup>, —N(R<sup>5</sup>)<sub>2</sub>, —OC(=O)N(R<sup>5</sup>)<sub>2</sub>, —NR<sup>2</sup>C(=O)R<sup>4</sup>, —NR<sup>2</sup>C(=O)OR<sup>5</sup>, —CH<sub>3</sub>, —CH<sub>2</sub>F, —CHF<sub>2</sub>, substituted or unsubstituted C<sub>2</sub>-C<sub>6</sub>alkyl, C<sub>1</sub>-C<sub>6</sub>deuteroalkyl, C<sub>1</sub>-C<sub>6</sub>heteroalkyl, substituted or unsubstituted C<sub>3</sub>-C<sub>10</sub>cycloalkyl, substituted or unsubstituted C<sub>2</sub>-C<sub>10</sub>heterocycloalkyl, substituted or unsubstituted aryl, or substituted or unsubstituted heteroaryl;

L<sup>1</sup> is absent, X<sup>1</sup>, X<sup>1</sup>-C<sub>1</sub>-C<sub>6</sub>alkylene, or C<sub>1</sub>-C<sub>6</sub>alkylene;

$X^1$  is  $-\text{O}-$ ,  $-\text{S}-$ ,  $-\text{S}(=\text{O})-$ ,  $-\text{S}(=\text{O})_2-$ ,  $-\text{C}(=\text{O})-$ ,  $-\text{C}(=\text{O})\text{O}-$ ,  $-\text{C}(=\text{O})\text{NR}^2-$ ,  $-\text{NR}^2\text{C}(=\text{O})-$ , or  $-\text{NR}^2-$ ;

$R^2$  is H, substituted or unsubstituted  $\text{C}_1$ - $\text{C}_6$ alkyl,  $\text{C}_1$ - $\text{C}_6$ fluoroalkyl, or  $\text{C}_1$ - $\text{C}_6$ deuteroalkyl;

each  $R^3$  is independently H, D, halogen,  $-\text{CN}$ ,  $-\text{OR}^5$ ,  $-\text{SR}^5$ ,  $-\text{S}(=\text{O})\text{R}^4$ ,  $-\text{S}(=\text{O})_2\text{R}^4$ ,  $-\text{S}(=\text{O})_2\text{N}(\text{R}^5)_2$ ,  $-\text{NR}^2\text{S}(=\text{O})_2\text{R}^4$ ,  $-\text{C}(=\text{O})\text{R}^4$ ,  $-\text{OC}(=\text{O})\text{R}^4$ ,  $-\text{CO}_2\text{R}^5$ ,  $-\text{OCO}_2\text{R}^4$ ,  $-\text{N}(\text{R}^5)_2$ ,  $-\text{OC}(=\text{O})\text{N}(\text{R}^5)_2$ ,  $-\text{NR}^2\text{C}(=\text{O})\text{R}^4$ ,  $-\text{NR}^2\text{C}(=\text{O})\text{OR}^4$ ,  $\text{C}_1$ - $\text{C}_6$ alkyl,  $\text{C}_1$ - $\text{C}_6$ fluoroalkyl,  $\text{C}_1$ - $\text{C}_6$ deuteroalkyl,  $\text{C}_1$ - $\text{C}_6$ heteroalkyl, substituted or unsubstituted  $\text{C}_3$ - $\text{C}_{10}$ cycloalkyl, substituted or unsubstituted  $\text{C}_2$ - $\text{C}_{10}$ heterocycloalkyl, substituted or unsubstituted aryl, or substituted or unsubstituted heteroaryl;

$m$  is 0, 1, or 2;

each  $R^4$  is independently selected from  $\text{C}_1$ - $\text{C}_6$ alkyl,  $\text{C}_1$ - $\text{C}_6$ fluoroalkyl,  $\text{C}_1$ - $\text{C}_6$ deuteroalkyl,  $\text{C}_1$ - $\text{C}_6$ heteroalkyl, substituted or unsubstituted  $\text{C}_3$ - $\text{C}_{10}$ cycloalkyl, substituted or unsubstituted  $\text{C}_2$ - $\text{C}_{10}$ heterocycloalkyl, substituted or unsubstituted aryl, and substituted or unsubstituted heteroaryl;

each  $R^5$  is independently selected from H,  $\text{C}_1$ - $\text{C}_6$ alkyl,  $\text{C}_1$ - $\text{C}_6$ fluoroalkyl,  $\text{C}_1$ - $\text{C}_6$ deuteroalkyl,  $\text{C}_1$ - $\text{C}_6$ heteroalkyl, substituted or unsubstituted  $\text{C}_3$ - $\text{C}_{10}$ cycloalkyl, substituted or unsubstituted  $\text{C}_2$ - $\text{C}_{10}$ heterocycloalkyl, substituted or unsubstituted aryl, substituted or unsubstituted heteroaryl,  $-\text{C}_1$ - $\text{C}_4$ alkylene-(substituted or unsubstituted  $\text{C}_3$ - $\text{C}_8$ cycloalkyl), substituted or unsubstituted  $\text{C}_2$ - $\text{C}_8$ heterocycloalkyl,  $-\text{C}_1$ - $\text{C}_4$ alkylene-(substituted or unsubstituted  $\text{C}_2$ - $\text{C}_8$ heterocycloalkyl), substituted or unsubstituted aryl,  $-\text{C}_1$ - $\text{C}_4$ alkylene-(substituted or unsubstituted aryl), substituted or unsubstituted heteroaryl, and  $-\text{C}_1$ - $\text{C}_4$ alkylene-(substituted or unsubstituted heteroaryl); or two  $R^5$  on the same N atom are taken together with the N atom to which they are attached to a substituted or unsubstituted N-containing heterocycle;

Ring A is monocyclic carbocycle, bicyclic carbocycle, monocyclic heterocycle, or bicyclic heterocycle;

$R^6$  is H,  $\text{C}_1$ - $\text{C}_6$ alkyl,  $\text{C}_1$ - $\text{C}_6$ fluoroalkyl, or  $\text{C}_1$ - $\text{C}_6$ deuteroalkyl;

Q is substituted or unsubstituted  $\text{C}_1$ - $\text{C}_6$ alkyl, substituted or unsubstituted  $\text{C}_1$ - $\text{C}_6$ fluoroalkyl, substituted or unsubstituted  $\text{C}_1$ - $\text{C}_6$ heteroalkyl, substituted or unsubstituted  $\text{C}_3$ - $\text{C}_8$ cycloalkyl,  $-\text{C}_1$ - $\text{C}_4$ alkylene-(substituted or unsubstituted  $\text{C}_3$ - $\text{C}_8$ cycloalkyl), substituted or unsubstituted  $\text{C}_2$ - $\text{C}_8$ heterocycloalkyl,  $-\text{C}_1$ - $\text{C}_4$ alkylene-(substituted or unsubstituted  $\text{C}_2$ - $\text{C}_8$ heterocycloalkyl), substituted or unsubstituted aryl,  $-\text{C}_1$ - $\text{C}_4$ alkylene-(substituted or unsubstituted aryl), substituted or unsubstituted heteroaryl, or  $-\text{C}_1$ - $\text{C}_4$ alkylene-(substituted or unsubstituted heteroaryl); wherein if Q is substituted then Q is substituted with one or more  $R^8$ ;

or Q and  $R^6$  are taken together with the N atom to which they are attached to form ring B, wherein ring B is a substituted or unsubstituted N-containing heterocycle, wherein if ring B is substituted then ring B is substituted with 1-3  $R^8$ ;

each  $R^8$  is independently D, halogen, CN,  $-\text{OR}^5$ ,  $-\text{SR}^5$ ,  $-\text{S}(=\text{O})\text{R}^4$ ,  $-\text{S}(=\text{O})_2\text{R}^4$ ,  $-\text{S}(=\text{O})_2\text{N}(\text{R}^5)_2$ ,  $\text{NR}^5\text{S}(=\text{O})_2\text{R}^4$ ,  $\text{C}(=\text{O})\text{R}^4$ ,  $\text{OC}(=\text{O})\text{R}^4$ ,  $\text{CO}_2\text{R}^5$ ,  $\text{OCO}_2\text{R}^4$ ,

$\text{N}(\text{R}^4)_2$ ,  $\text{OC}(=\text{O})\text{N}(\text{R}^5)_2$ ,  $-\text{NHC}(=\text{O})\text{R}^4$ ,  $-\text{NHC}(=\text{O})\text{OR}^4$ ,  $\text{C}_1$ - $\text{C}_6$ alkyl,  $\text{C}_1$ - $\text{C}_6$ fluoroalkyl,  $\text{C}_1$ - $\text{C}_6$ deuteroalkyl,  $\text{C}_1$ - $\text{C}_6$ heteroalkyl, substituted or unsubstituted  $\text{C}_3$ - $\text{C}_{10}$ cycloalkyl, substituted or unsubstituted  $\text{C}_2$ - $\text{C}_{10}$ heterocycloalkyl, substituted or unsubstituted aryl, or substituted or unsubstituted heteroaryl; or two  $R^8$  groups attached to the same carbon atom are taken together with carbon atom to which they are attached to form either a substituted or unsubstituted carbocycle or substituted or unsubstituted heterocycle.

2. The compound of claim 1, or a pharmaceutically acceptable salt thereof, wherein:

$R^4$  is H, D, F, Cl, Br,  $-\text{CN}$ ,  $-\text{OR}^5$ ,  $-\text{SR}^5$ ,  $-\text{S}(=\text{O})\text{R}^4$ ,  $-\text{S}(=\text{O})_2\text{R}^4$ ,  $-\text{S}(=\text{O})_2\text{N}(\text{R}^5)_2$ ,  $-\text{NR}^2\text{S}(=\text{O})_2\text{R}^4$ ,  $-\text{CO}_2\text{R}^5$ ,  $-\text{N}(\text{R}^5)_2$ ,  $-\text{NR}^2\text{C}(=\text{O})\text{R}^4$ ,  $\text{C}_1$ - $\text{C}_6$ alkyl, substituted or unsubstituted  $\text{C}_3$ - $\text{C}_6$ cycloalkyl, substituted or unsubstituted  $\text{C}_2$ - $\text{C}_6$ heterocycloalkyl, substituted or unsubstituted phenyl, or substituted or unsubstituted monocyclic heteroaryl.

3. The compound of claim 1 or claim 2, or a pharmaceutically acceptable salt thereof, wherein:

$R^4$  is H, D, F, Cl, Br,  $-\text{CN}$ ,  $-\text{OR}^5$ ,  $-\text{CO}_2\text{R}^5$ ,  $-\text{N}(\text{R}^5)_2$ ,  $-\text{NR}^2\text{C}(=\text{O})\text{R}^4$ ,  $-\text{CH}_3$ ,  $-\text{CH}_2\text{CH}_3$ ,  $-\text{CH}(\text{CH}_3)_2$ ,  $-\text{C}(\text{CH}_3)_3$ , cyclopropyl, cyclobutyl, cyclopentyl, cyclohexyl, substituted or unsubstituted monocyclic  $\text{C}_2$ - $\text{C}_6$ heterocycloalkyl, substituted or unsubstituted phenyl, or substituted or unsubstituted monocyclic heteroaryl.

4. The compound of any one of claims 1-3, or a pharmaceutically acceptable salt thereof, wherein:

$R^4$  is H.

5. The compound of any one of claims 1-4, or a pharmaceutically acceptable salt thereof, wherein:

$R^1$  is H.

6. The compound of any one of claims 1-5, or a pharmaceutically acceptable salt thereof, wherein:

each  $R^1$  is H;

$L^1$  is absent,  $X^1$ , or  $X^1$ - $\text{C}_1$ - $\text{C}_6$ alkylene.

7. The compound of any one of claims 1-6, or a pharmaceutically acceptable salt thereof, wherein:

$X^1$  is  $-\text{O}-$ .

8. The compound of any one of claims 1-6, or a pharmaceutically acceptable salt thereof, wherein:

$L^1$  is absent,  $-\text{O}-$ , or  $-\text{O}-\text{CH}_2-$ ,  $-\text{C}(=\text{O})-$ ,  $-\text{C}(=\text{O})\text{NHCH}_2-$ ,  $-\text{NHC}(=\text{O})-$ ,  $-\text{NHC}(=\text{O})\text{CH}_2-$ .

9. The compound of any one of claims 1-8, or a pharmaceutically acceptable salt thereof, wherein:

$L^1$  is  $-\text{O}-$ , or  $-\text{O}-\text{CH}_2-$ .

10. The compound of any one of claims 1-9, or a pharmaceutically acceptable salt thereof, wherein:

Ring A is monocyclic  $\text{C}_3$ - $\text{C}_6$ carbocycle, bicyclic  $\text{C}_6$ - $\text{C}_{12}$ carbocycle, monocyclic  $\text{C}_1$ - $\text{C}_5$ heterocycle, bicyclic  $\text{C}_5$ - $\text{C}_{10}$ heterocycle.

11. The compound of any one of claims 1-10, or a pharmaceutically acceptable salt thereof, wherein:

Ring A is monocyclic  $\text{C}_3$ - $\text{C}_6$ carbocycle.

12. The compound of any one of claims 1-11, or a pharmaceutically acceptable salt thereof, wherein:

Ring A is phenyl, cyclopropyl, cyclobutyl, cyclopentyl, or cyclohexyl.

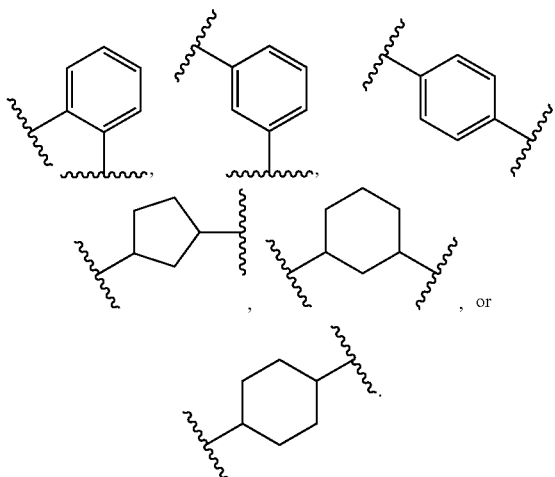


13. The compound of any one of claims 1-12, or a pharmaceutically acceptable salt thereof, wherein:

Ring A is phenyl.

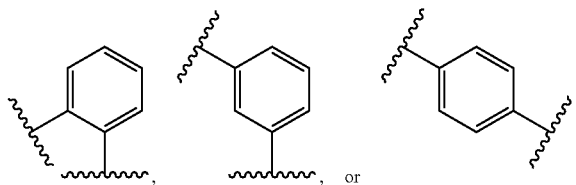
14. The compound of any one of claims 1-12, or a pharmaceutically acceptable salt thereof, wherein:

Ring A is



15. The compound of any one of claims 1-12, or a pharmaceutically acceptable salt thereof, wherein:

Ring A is



16. The compound of any one of claims 1-10, or a pharmaceutically acceptable salt thereof, wherein:

Ring A is bicyclic C<sub>9</sub>-C<sub>10</sub>carbocycle.

17. The compound of any one of claims 1-10, or a pharmaceutically acceptable salt thereof, wherein:

Ring A is naphthyl, indanyl, indenyl, or tetrahydronaphthyl.

18. The compound of any one of claims 1-10, or a pharmaceutically acceptable salt thereof, wherein:

Ring A is a monocyclic heterocycle containing 1-4 N atoms and 0 or 1 O or S atom, monocyclic heterocycle containing 0-4 N atoms and 1 O or S atoms, bicyclic heterocycle containing 1-4 N atoms and 0 or 1 O or S atoms, or bicyclic heterocycle containing 0-4 N atoms and 1 O or S atoms.

19. The compound of any one of claims 1-10, or a pharmaceutically acceptable salt thereof, wherein:

Ring A is pyrrolidinyl, pyrrolidinonyl, tetrahydrofuranyl, tetrahydrofuranonyl, dihydrofuranonyl, tetrahydrofuranonyl, tetrahydrothienyl, oxazolidinonyl, tetrahydropyranonyl, dihydropyranonyl, tetrahydrothiopyranonyl, piperidinyl, morpholinyl, thiomorpholinyl, piperazinyl, aziridinyl, azetidyl, oxetanyl, thietanyl, homopiper-

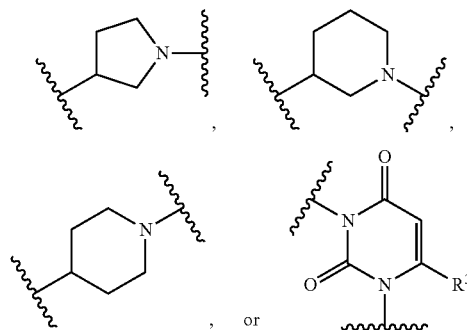
idinyl, oxepanyl, thiepanyl, oxazepinyl, diazepinyl, thiazepinyl, 1,2,3,6-tetrahydropyridinyl, indolinyl, indolinonyl, 1,2,3,4-tetrahydroquinolinyl, 1,2,3,4-tetrahydroisoquinolinyl, 3,4-dihydro-2(1H)-quinolinonyl, furanyl, pyrrolyl, oxazolyl, thiazolyl, imidazolyl, pyrazolyl, triazolyl, tetrazolyl, isoxazolyl, isothiazolyl, oxadiazolyl, thiadiazolyl, pyridinyl, pyrimidinyl, pyrazinyl, pyridazinyl, triazinyl, quinolinyl, isoquinolinyl, quinazolinyl, quinoxalinyl, naphthyridinyl, indolyl, indazolyl, benzoxazolyl, benzisoxazolyl, benzofuranyl, benzothienyl, benzothiazolyl, benzimidazolyl, purinyl, cinnolinyl, phthalazinyl, pteridinyl, pyridopyrimidinyl, pyrazolopyrimidinyl, or azaindolyl.

20. The compound of any one of claims 1-10, or a pharmaceutically acceptable salt thereof, wherein:

Ring A is pyrrolidinyl, pyrrolidinonyl, piperidinyl, piperazinyl, indolinyl, indolinonyl, 1,2,3,4-tetrahydroquinolinyl, 1,2,3,4-tetrahydroisoquinolinyl, 3,4-dihydro-2(1H)-quinolinonyl, pyrrolyl, imidazolyl, pyrazolyl, pyridinyl, pyrimidinyl, pyrazinyl, pyridazinyl, indolyl, indazolyl, or benzimidazolyl.

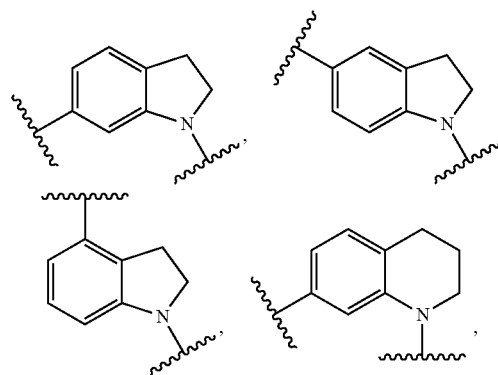
21. The compound of any one of claims 1-10, or a pharmaceutically acceptable salt thereof, wherein:

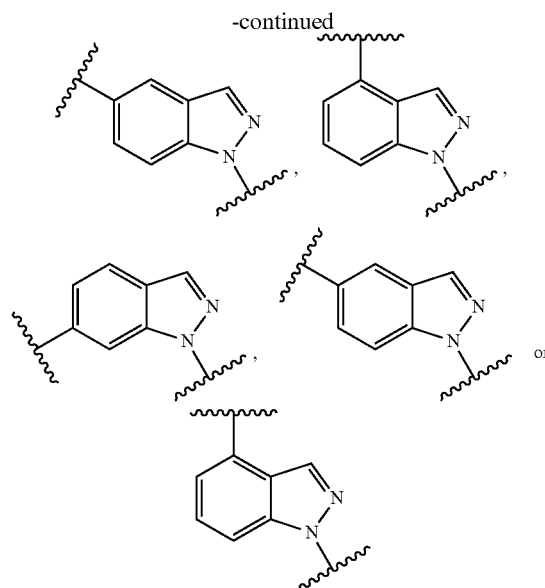
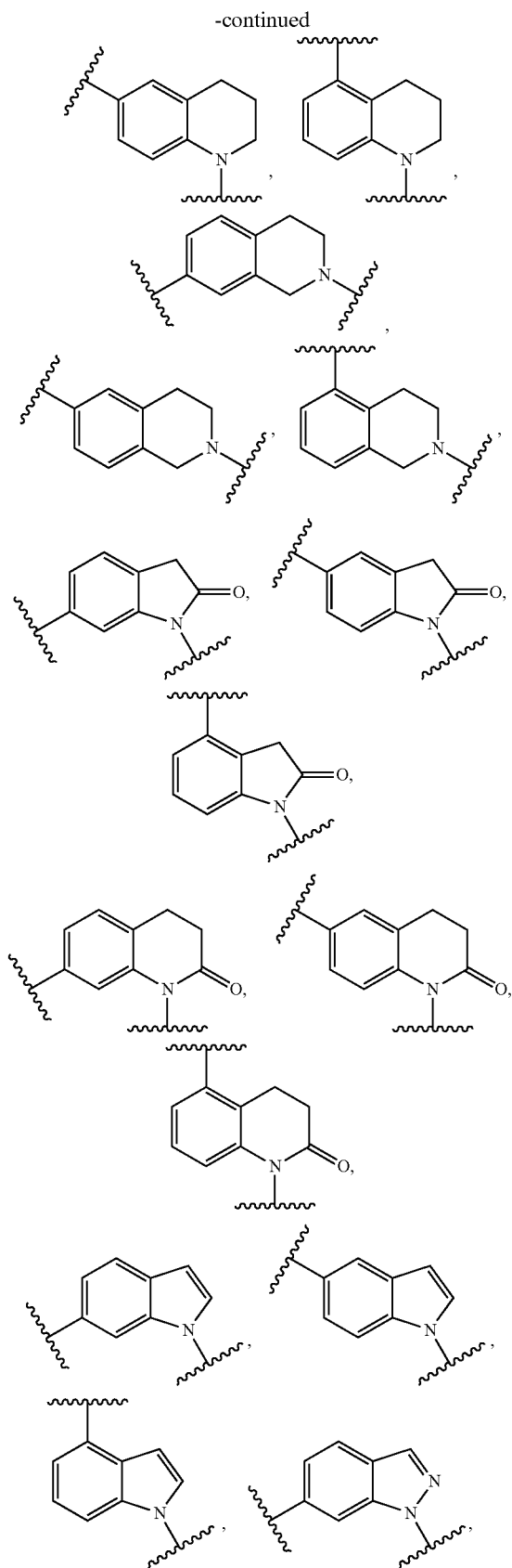
Ring A is



22. The compound of any one of claims 1-10, or a pharmaceutically acceptable salt thereof, wherein:

Ring A is





**23.** The compound of any one of claims 1-22, or a pharmaceutically acceptable salt thereof, wherein:

Q is substituted or unsubstituted C<sub>3</sub>-C<sub>6</sub>cycloalkyl, —C<sub>1</sub>-C<sub>2</sub>alkylene-(substituted or unsubstituted C<sub>3</sub>-C<sub>6</sub>cycloalkyl), substituted or unsubstituted C<sub>2</sub>-C<sub>8</sub>heterocycloalkyl, —C<sub>1</sub>-C<sub>2</sub>alkylene-(substituted or unsubstituted C<sub>2</sub>-C<sub>8</sub>heterocycloalkyl), substituted or unsubstituted phenyl, —C<sub>1</sub>-C<sub>2</sub>alkylene-(substituted or unsubstituted phenyl), substituted or unsubstituted heteroaryl, or —C<sub>1</sub>-C<sub>2</sub>alkylene-(substituted or unsubstituted heteroaryl); wherein if Q is substituted then Q is substituted with one or more R<sup>8</sup>;

or Q and R<sup>6</sup> are taken together with the N atom to which they are attached to form ring B, wherein ring B is a substituted or unsubstituted monocyclic N-containing heterocycle, or a substituted or unsubstituted bicyclic N-containing heterocycle, wherein if ring B is substituted then ring B is substituted with 1-3 R<sup>8</sup>.

**24.** The compound of any one of claims 1-23, or a pharmaceutically acceptable salt thereof, wherein:

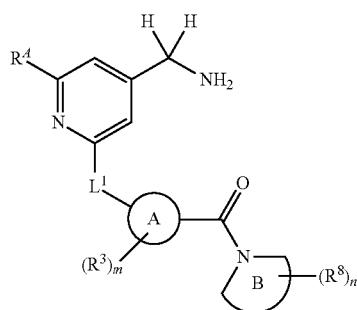
Q and R<sup>6</sup> are taken together with the N atom to which they are attached to form a ring B, wherein ring B is a substituted or unsubstituted monocyclic N-containing heterocycle, or a substituted or unsubstituted bicyclic N-containing heterocycle, wherein if ring B is substituted then ring B is substituted with 1-3 R<sup>8</sup>.

**25.** The compound of any one of claims 1-24, or a pharmaceutically acceptable salt thereof, wherein:

Q and R<sup>6</sup> are taken together with the N atom to which they are attached to form a ring B, wherein ring B is a substituted or unsubstituted aziridinyl, substituted or unsubstituted azetidiny, substituted or unsubstituted pyrrolidinyl, substituted or unsubstituted pyrrolidinonyl, substituted or unsubstituted piperidinyl, substituted or unsubstituted piperidinonyl, substituted or unsubstituted morpholinyl, substituted or unsubstituted thiomorpholinyl, substituted or unsubstituted piperazinyl, substituted or unsubstituted piperazinonyl, substituted or unsubstituted indolinyl, substituted or unsubstituted indolinonyl, substituted or unsubstituted 1,2,3,

4-tetrahydroquinolinyl, substituted or unsubstituted 1,2,3,4-tetrahydroisoquinolinyl, substituted or unsubstituted 3,4-dihydro-2(1H)-quinolinonyl, wherein if ring B is substituted then ring B is substituted with 1-3 R<sup>8</sup>

26. The compound of any one of claims 1-22, wherein the compound has the structure of Formula (VII), or a pharmaceutically acceptable salt thereof:



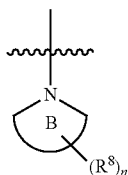
Formula (VII)

wherein,

ring B is a monocyclic N-containing heterocycle or a bicyclic N-containing heterocycle;

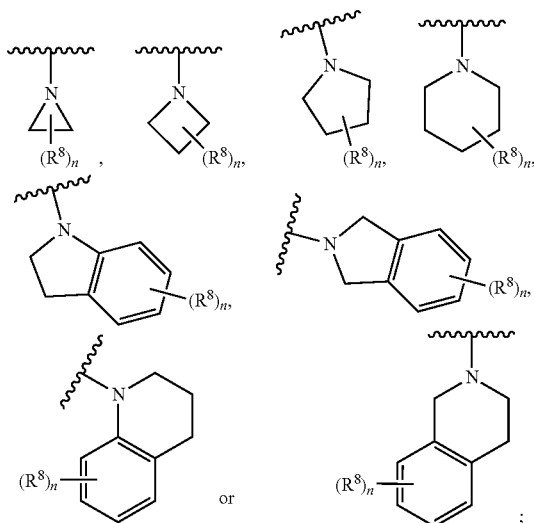
$n$  is 0, 1, 2, or 3.

**27.** The compound of claim **26**, or a pharmaceutically acceptable salt thereof, wherein:



Formula (X)

is

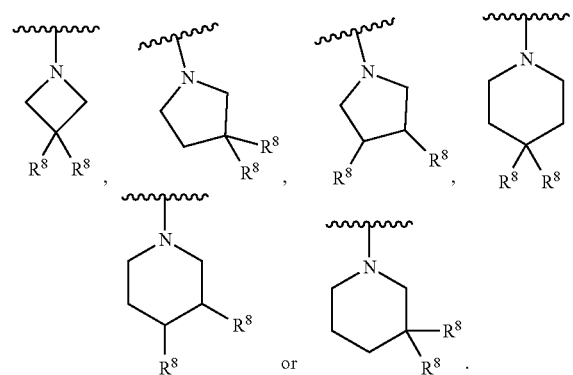


Formula (XII)

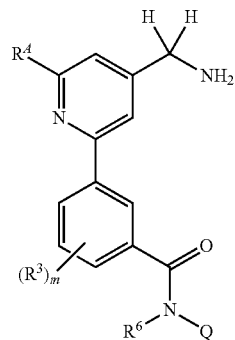
$n$  is 0, 1, or 2.

**28.** The compound of claim **27**, or a pharmaceutically acceptable salt thereof, wherein

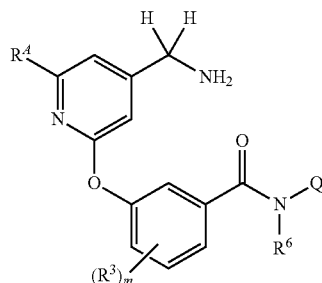
is



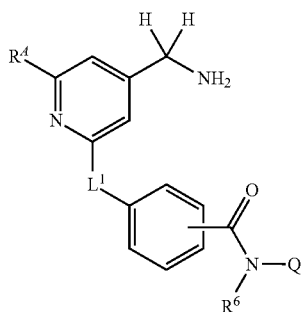
29. The compound of claim 1, wherein the compound has the structure of Formula (X), or a pharmaceutically acceptable salt thereof:



**30.** The compound of claim 1, wherein the compound has the structure of Formula (XII), or a pharmaceutically acceptable salt thereof:



**31.** The compound of claim 1, wherein the compound has the structure of Formula (XIII), or a pharmaceutically acceptable salt thereof:



Formula (XIII)

wherein,

$L_1$  is absent,  $—O—$  or  $—O—CH_2—$ .

**32.** A compound that is:

4-(4-(Aminomethyl)pyridin-2-yl)-N-(2-methoxyethyl)benzamide;  
 Racemic-4-(4-(aminomethyl)pyridin-2-yl)phenyl(3-hydroxy-3-(trifluoromethyl)pyrrolidin-1-yl)methanone;  
 4-(4-(Aminomethyl)pyridin-2-yl)-N-phenylbenzamide;  
 4-(4-(Aminomethyl)pyridin-2-yl)-N-benzylbenzamide;  
 3-(4-(Aminomethyl)pyridin-2-yl)-N-(2-methoxyethyl)benzamide;  
 Racemic-3-(4-(aminomethyl)pyridin-2-yl)phenyl(3-hydroxy-3-(trifluoromethyl)pyrrolidin-1-yl)methanone;  
 3-(4-(Aminomethyl)pyridin-2-yl)-N-phenylbenzamide;  
 3-(4-(Aminomethyl)pyridin-2-yl)-N-benzylbenzamide;  
 3-(4-(Aminomethyl)pyridin-2-yl)-N-(5-chloro-2-methylphenyl)benzamide;  
 3-(4-(Aminomethyl)pyridin-2-yl)-N-(6-chloro-1H-indol-4-yl)benzamide;  
 4-((4-(Aminomethyl)pyridin-2-yl)oxy)-N-(2-methoxyethyl)benzamide;  
 Racemic-4-((4-(aminomethyl)pyridin-2-yl)oxy)phenyl(3-hydroxy-3-(trifluoromethyl)pyrrolidin-1-yl)methanone;  
 4-((4-(Aminomethyl)pyridin-2-yl)oxy)-N-phenylbenzamide;  
 4-((4-(Aminomethyl)pyridin-2-yl)oxy)-N-benzylbenzamide;  
 3-((4-(Aminomethyl)pyridin-2-yl)oxy)-N-(2-methoxyethyl)benzamide;  
 Racemic-3-((4-(aminomethyl)pyridin-2-yl)oxy)phenyl(3-hydroxy-3-(trifluoromethyl)pyrrolidin-1-yl)methanone;  
 3-((4-(Aminomethyl)pyridin-2-yl)oxy)-N-phenylbenzamide;  
 3-((4-(Aminomethyl)pyridin-2-yl)oxy)-N-benzylbenzamide;  
 3-((4-(Aminomethyl)pyridin-2-yl)oxy)-N-(3-methoxyphenyl)benzamide;  
 3-((4-(Aminomethyl)pyridin-2-yl)oxy)-N-(4-methoxyphenyl)benzamide;  
 3-((4-(Aminomethyl)pyridin-2-yl)oxy)-N-(3-(trifluoromethyl)phenyl)benzamide;  
 3-((4-(Aminomethyl)pyridin-2-yl)oxy)-N-(4-(trifluoromethyl)phenyl)benzamide;  
 3-((4-(Aminomethyl)pyridin-2-yl)oxy)-N-(4-fluorophenyl)benzamide;  
 3-((4-(Aminomethyl)pyridin-2-yl)oxy)-N-(2,4-difluorophenyl)benzamide;

3-((4-(Aminomethyl)pyridin-2-yl)oxy)-N-(4-bromophenyl)benzamide;  
 Methyl 4-(3-((4-(aminomethyl)pyridin-2-yl)oxy)benzamido)benzoate;  
 Ethyl 3-(3-((4-(aminomethyl)pyridin-2-yl)oxy)benzamido)benzoate;  
 3-(3-((4-(Aminomethyl)pyridin-2-yl)oxy)benzamido)benzoic acid;  
 4-(3-((4-(Aminomethyl)pyridin-2-yl)oxy)benzamido)benzoic acid;  
 3-((4-(Aminomethyl)pyridin-2-yl)oxy)-N-(2,4-difluorobenzyl)benzamide;  
 3-((4-(Aminomethyl)pyridin-2-yl)oxy)-N-(4-(trifluoromethyl)benzyl)benzamide;  
 3-((4-(Aminomethyl)pyridin-2-yl)oxy)-N-(4-bromobenzyl)benzamide;  
 Methyl 4-((3-((4-(aminomethyl)pyridin-2-yl)oxy)benzamido)methyl)benzoate;  
 4-((3-((4-(Aminomethyl)pyridin-2-yl)oxy)benzamido)methyl)benzoic acid;  
 3-((3-((4-(Aminomethyl)pyridin-2-yl)oxy)benzamido)methyl)benzoic acid;  
 (R)-3-((4-(Aminomethyl)pyridin-2-yl)oxy)-N-(2-hydroxy-1-phenylethyl)benzamide;  
 3-((4-(Aminomethyl)pyridin-2-yl)oxy)-N-(3-fluoro-4-(1H-imidazol-1-yl)benzyl)benzamide;  
 3-((4-(Aminomethyl)pyridin-2-yl)oxy)-N-(4-(4-ethylpiperazin-1-yl)benzyl)benzamide;  
 3-((4-(Aminomethyl)pyridin-2-yl)oxy)-N-(3-carbamimidoylbenzyl)benzamide;  
 3-((4-(Aminomethyl)pyridin-2-yl)oxy)-N-phenethylbenzamide;  
 3-((4-(Aminomethyl)pyridin-2-yl)oxy)phenyl(3,4-dihydroisoquinolin-2(1H)-yl)methanone;  
 3-((4-(Aminomethyl)pyridin-2-yl)oxy)-N-(benzo[b]thiophen-2-ylmethyl)benzamide;  
 3-((4-(Aminomethyl)pyridin-2-yl)oxy)-N-(pyrazin-2-ylmethyl)benzamide;  
 3-((4-(Aminomethyl)pyridin-2-yl)oxy)-N-tridecylbenzamide;  
 3-(((4-(Aminomethyl)pyridin-2-yl)oxy)methyl)-N-phenylbenzamide;  
 Racemic-trans-(1-(4-(aminomethyl)pyridin-2-yl)-4-fluoropyrrolidin-3-ol);  
 Racemic-1-(4-(aminomethyl)pyridin-2-yl)-3-(trifluoromethyl)pyrrolidin-3-ol;  
 [2,3'-Bipyridin]-4-ylmethanamine;  
 (2-(4-Fluorophenyl)pyridin-4-yl)methanamine;  
 3-((4-(Aminomethyl)pyridin-2-yl)oxy)benzoic acid;  
 4-(4-(Aminomethyl)pyridin-2-yl)benzoic acid;  
 (2-Phenoxy)pyridin-4-yl)methanamine;  
 (2-(3-Phenoxyphenoxy)pyridin-4-yl)methanamine;  
 4-((4-(Aminomethyl)pyridin-2-yl)oxy)benzoic acid;  
 (2-((1-Benzyl-1H-indol-4-yl)oxy)pyridin-4-yl)methanamine;  
 (2-((1-(2,4-Difluorobenzyl)-2-methyl-1H-indol-4-yl)oxy)pyridin-4-yl)methanamine;  
 (2-((1-(2,4-Difluorobenzyl)-3-methyl-1H-indol-4-yl)oxy)pyridin-4-yl)methanamine;  
 (2-((1-(6-Methoxypyridin-3-yl)methyl)-2-methyl-1H-indol-4-yl)oxy)pyridin-4-yl)methanamine;  
 (2-((1-(6-Methoxypyridin-3-yl)methyl)-3-methyl-1H-indol-4-yl)oxy)pyridin-4-yl)methanamine;

(2-((1-((5-Fluoropyridin-2-yl)methyl)-1H-indol-4-yl)oxy)pyridin-4-yl)methanamine;  
 (2-((1-(Quinolin-2-ylmethyl)-1H-indol-4-yl)oxy)pyridin-4-yl)methanamine;  
 (2-((1-((2-(Trifluoromethyl)thiazol-5-yl)methyl)-1H-indol-4-yl)oxy)pyridin-4-yl)methanamine;  
 (2-((1-(4-Fluorophenyl)-1H-indol-4-yl)oxy)pyridin-4-yl)methanamine;  
 (2-((1-(1-Methyl-1H-pyrazol-4-yl)-1H-indol-4-yl)oxy)pyridin-4-yl)methanamine;  
 (2-((1-(6-Methoxypyridin-3-yl)-1H-indol-4-yl)oxy)pyridin-4-yl)methanamine;  
 (2-((1-(6-Fluorobenzo[d]thiazol-2-yl)-1H-indol-4-yl)oxy)pyridin-4-yl)methanamine;  
 (2-((1-(4-Fluorophenethyl)-1H-indol-4-yl)oxy)pyridin-4-yl)methanamine;  
 (2-((3-Bromo-1-(4-fluorophenethyl)-1H-indol-4-yl)oxy)pyridin-4-yl)methanamine;  
 (4-((4-(Aminomethyl)pyridin-2-yl)oxy)-1H-indol-1-yl)(phenyl)methanone;  
 4-((4-(Aminomethyl)pyridin-2-yl)oxy)-N-phenyl-1H-indole-1-carboxamide;  
 2-4-((4-(Aminomethyl)pyridin-2-yl)oxy)-1H-indol-1-yl)-N,N-dimethylacetamide;  
 2-4-((4-(Aminomethyl)pyridin-2-yl)oxy)-1H-indol-1-yl)-1-(piperidin-1-yl)ethanone;  
 (R) or (S)-2-4-((4-(Aminomethyl)pyridin-2-yl)oxy)-1H-indol-1-yl)-1-(3-hydroxy-3-(trifluoromethyl)piperidin-1-yl)ethan-1-one (Enantiomer 1);  
 (R) or (S)-2-4-((4-(Aminomethyl)pyridin-2-yl)oxy)-1H-indol-1-yl)-1-(3-hydroxy-3-(trifluoromethyl)piperidin-1-yl)ethan-1-one (Enantiomer 2);  
 2-4-((4-(Aminomethyl)pyridin-2-yl)oxy)-1H-indol-1-yl)-N-methyl-N-phenylacetamide;  
 2-4-((4-(Aminomethyl)pyridin-2-yl)oxy)-1H-indol-1-yl)-1-(3,4-dihydroquinolin-1(2H)-yl)ethanone;  
 (2-((1H-Indol-4-yl)oxy)pyridin-4-yl)methanamine;  
 (2-((1-(6-Fluorobenzo[d]thiazol-2-yl)indolin-4-yl)oxy)pyridin-4-yl)methanamine;  
 (2-((1-(6-Methoxypyridin-3-yl)methyl)-1H-indol-5-yl)oxy)pyridin-4-yl)methanamine;  
 (2-((1-(2,4-Difluorobenzyl)-3-methyl-1H-indazol-4-yl)oxy)pyridin-4-yl)methanamine;  
 5-((4-(Aminomethyl)pyridin-2-yl)oxy)-1-(2,4-difluorobenzyl)-3,4-dihydroquinolin-2(1H)-one;  
 5-((4-(Aminomethyl)pyridin-2-yl)oxy)-1-((6-methoxypyridin-3-yl)methyl)-3,4-dihydroquinolin-2(1H)-one;  
 (S)-3-((4-(Aminomethyl)pyridin-2-yl)oxy)piperidin-1-yl)(phenyl)methanone;  
 (S)-3-((4-(Aminomethyl)pyridin-2-yl)oxy)-N-phenylpiperidine-1-carboxamide;  
 Racemic-4-(aminomethyl)pyridin-2-yl(3-hydroxy-3-(trifluoromethyl)piperidin-1-yl)methanone;  
 4-(Aminomethyl)-N-benzylpicolinamide;  
 N-(4-(Aminomethyl)pyridin-2-yl)-2-fluoro-4-methylbenzamide;  
 N-(4-(Aminomethyl)pyridin-2-yl)-2-(3,4-dichlorophenyl)acetamide;  
 4-(Aminomethyl)-N,N-dimethyl-6-(3-phenoxyphenoxy)pyridin-2-amine;  
 4-(Aminomethyl)-N-(2-methoxyethyl)-6-(3-phenoxyphenoxy)pyridin-2-amine;  
 (2-(4-Fluorophenyl)-6-(3-phenoxyphenoxy)pyridin-4-yl)methanamine;

4-(Aminomethyl)-N-(2-methoxyethyl)picolinamide;  
 4-(Aminomethyl)-N-(2,2,2-trifluoroethyl)picolinamide;  
 or a pharmaceutically acceptable salt thereof.

**33.** A pharmaceutical composition comprising a compound, or a pharmaceutically acceptable salt, or solvate thereof, of any one of claims **1-32**, and at least one pharmaceutically acceptable excipient.

**34.** The pharmaceutical composition of claim **32**, wherein the pharmaceutical composition is formulated for administration to a mammal by intravenous administration, subcutaneous administration, oral administration, inhalation, nasal administration, dermal administration, or ophthalmic administration.

**35.** The pharmaceutical composition of claim **32**, wherein the pharmaceutical composition is in the form of a tablet, a pill, a capsule, a liquid, a suspension, a gel, a dispersion, a solution, an emulsion, an ointment, or a lotion.

**36.** A method of treating a disease or condition in a mammal that would benefit from the inhibition or reduction of Lysyl oxidase like-2 (LOXL2) activity comprising administering a substituted pyridinylmethylamine compound, or a pharmaceutically acceptable salt, or solvate thereof, to the mammal in need thereof.

**37.** The method of claim **36**, wherein the disease or condition is fibrosis or cancer.

**38.** A method of treating fibrosis in a mammal comprising administering a substituted pyridinylmethylamine compound, or a pharmaceutically acceptable salt, or solvate thereof, to the mammal in need thereof.

**39.** The method of claim **38**, wherein the fibrosis comprises lung fibrosis, liver fibrosis, kidney fibrosis, cardiac fibrosis, peritoneal fibrosis, ocular fibrosis or cutaneous fibrosis.

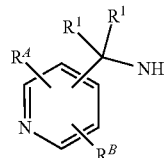
**40.** The method of claim **38**, wherein the fibrosis is myelofibrosis.

**41.** The method of any one of claims **36-40**, wherein the substituted pyridinylmethylamine compound, or a pharmaceutically acceptable salt, or solvate thereof, is a Lysyl oxidase like-2 (LOXL2) inhibitor.

**42.** The method of any one of claims **36-40**, wherein the substituted pyridinylmethylamine compound, or a pharmaceutically acceptable salt, or solvate thereof, is administered to the mammal by intravenous administration, subcutaneous administration, oral administration, inhalation, nasal administration, dermal administration, or ophthalmic administration.

**43.** The method of any one of claims **36-42**, wherein the substituted pyridinylmethylamine compound, or a pharmaceutically acceptable salt, or solvate thereof, has the structure of Formula (I), or a pharmaceutically acceptable salt, or solvate thereof:

Formula (I)



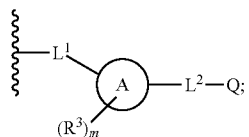
wherein,

each  $R^1$  is independently H, D, or F;

$R^4$  is H, D, halogen,  $-\text{CN}$ ,  $-\text{OR}^5$ ,  $-\text{SR}^5$ ,  $-\text{S}(=\text{O})\text{R}^4$ ,  $-\text{S}(=\text{O})_2\text{R}^4$ ,  $-\text{S}(=\text{O})_2\text{N}(\text{R}^5)_2$ ,  $-\text{NR}^2\text{S}(=\text{O})_2\text{R}^4$ ,  $-\text{C}(=\text{O})\text{R}^4$ ,  $-\text{OC}(=\text{O})\text{R}^4$ ,  $-\text{CO}_2\text{R}^5$ ,  $-\text{OCO}_2\text{R}^5$ ,  $-\text{N}(\text{R}^5)_2$ ,  $-\text{OC}(=\text{O})\text{N}(\text{R}^5)_2$ ,  $-\text{NR}^2\text{C}(=\text{O})\text{R}^4$ ,  $-\text{NR}^2\text{C}(=\text{O})\text{OR}^5$ ,  $-\text{CH}_3$ ,  $-\text{CH}_2\text{F}$ ,  $-\text{CHF}_2$ , substituted or unsubstituted  $\text{C}_2$ - $\text{C}_6$ alkyl,  $\text{C}_1$ - $\text{C}_6$ deuteroalkyl,  $\text{C}_1$ - $\text{C}_6$ heteroalkyl, substituted or unsubstituted  $\text{C}_3$ - $\text{C}_{10}$ cycloalkyl, substituted or unsubstituted  $\text{C}_2$ - $\text{C}_{10}$ heterocycloalkyl, substituted or unsubstituted aryl, or substituted or unsubstituted heteroaryl;

$R^B$  is H, D, halogen,  $-\text{CN}$ ,  $-\text{OR}^5$ ,  $-\text{SR}^5$ ,  $-\text{S}(=\text{O})\text{R}^4$ ,  $-\text{S}(=\text{O})_2\text{R}^4$ ,  $-\text{S}(=\text{O})_2\text{N}(\text{R}^5)_2$ ,  $-\text{NR}^2\text{S}(=\text{O})_2\text{R}^4$ ,  $-\text{C}(=\text{O})\text{R}^4$ ,  $-\text{OC}(=\text{O})\text{R}^4$ ,  $-\text{CO}_2\text{R}^5$ ,  $-\text{OCO}_2\text{R}^5$ ,  $-\text{N}(\text{R}^5)_2$ ,  $-\text{OC}(=\text{O})\text{N}(\text{R}^5)_2$ ,  $-\text{NR}^2\text{C}(=\text{O})\text{R}^4$ ,  $-\text{NR}^2\text{C}(=\text{O})\text{OR}^5$ ,  $\text{C}_1$ - $\text{C}_6$ alkyl,  $-\text{CH}_2\text{F}$ ,  $-\text{CHF}_2$ ,  $\text{C}_2$ - $\text{C}_6$ fluoroalkyl,  $\text{C}_1$ - $\text{C}_6$ deuteroalkyl,  $\text{C}_1$ - $\text{C}_6$ heteroalkyl, substituted or unsubstituted  $\text{C}_3$ - $\text{C}_{10}$ cycloalkyl, substituted or unsubstituted  $\text{C}_2$ - $\text{C}_{10}$ heterocycloalkyl, substituted or unsubstituted aryl, or substituted or unsubstituted heteroaryl;

or  $R^B$  is



$L^1$  is absent,  $X^1$ ,  $X^1$ - $\text{C}_1$ - $\text{C}_6$ alkylene, or  $\text{C}_1$ - $\text{C}_6$ alkylene;

$X^1$  is  $-\text{O}-$ ,  $-\text{S}-$ ,  $-\text{S}(=\text{O})-$ ,  $-\text{S}(=\text{O})_2-$ ,  $-\text{C}(=\text{O})-$ ,  $-\text{C}(=\text{O})\text{O}-$ ,  $-\text{C}(=\text{O})\text{NR}^2-$ ,  $-\text{NR}^2\text{C}(=\text{O})-$ , or  $-\text{NR}^2-$ ;

$R^2$  is H, substituted or unsubstituted  $\text{C}_1$ - $\text{C}_6$ alkyl,  $\text{C}_1$ - $\text{C}_6$ fluoroalkyl, or  $\text{C}_1$ - $\text{C}_6$ deuteroalkyl;

each  $R^3$  is independently H, D, halogen,  $-\text{CN}$ ,  $-\text{OR}^5$ ,  $-\text{SR}^5$ ,  $-\text{S}(=\text{O})\text{R}^4$ ,  $-\text{S}(=\text{O})_2\text{R}^4$ ,  $-\text{S}(=\text{O})_2\text{N}(\text{R}^5)_2$ ,  $-\text{NR}^2\text{S}(=\text{O})_2\text{R}^4$ ,  $-\text{C}(=\text{O})\text{R}^4$ ,  $-\text{OC}(=\text{O})\text{R}^4$ ,  $-\text{CO}_2\text{R}^5$ ,  $-\text{OCO}_2\text{R}^4$ ,  $-\text{N}(\text{R}^5)_2$ ,  $-\text{OC}(=\text{O})\text{N}(\text{R}^5)_2$ ,  $-\text{NR}^2\text{C}(=\text{O})\text{R}^4$ ,  $-\text{NR}^2\text{C}(=\text{O})\text{OR}^4$ ,  $\text{C}_1$ - $\text{C}_6$ alkyl,  $\text{C}_1$ - $\text{C}_6$ fluoroalkyl,  $\text{C}_1$ - $\text{C}_6$ deuteroalkyl,  $\text{C}_1$ - $\text{C}_6$ heteroalkyl, substituted or unsubstituted  $\text{C}_3$ - $\text{C}_{10}$ cycloalkyl, substituted or unsubstituted  $\text{C}_2$ - $\text{C}_{10}$ heterocycloalkyl, substituted or unsubstituted aryl, or substituted or unsubstituted heteroaryl;

$m$  is 0, 1, or 2;

each  $R^4$  is independently selected from  $\text{C}_1$ - $\text{C}_6$ alkyl,  $\text{C}_1$ - $\text{C}_6$ fluoroalkyl,  $\text{C}_1$ - $\text{C}_6$ deuteroalkyl,  $\text{C}_1$ - $\text{C}_6$ heteroalkyl, substituted or unsubstituted  $\text{C}_3$ - $\text{C}_{10}$ cycloalkyl, substituted or unsubstituted  $\text{C}_2$ - $\text{C}_{10}$ heterocycloalkyl, substituted or unsubstituted aryl, and substituted or unsubstituted heteroaryl;

each  $R^5$  is independently selected from H,  $\text{C}_1$ - $\text{C}_6$ alkyl,  $\text{C}_1$ - $\text{C}_6$ fluoroalkyl,  $\text{C}_1$ - $\text{C}_6$ deuteroalkyl,  $\text{C}_1$ - $\text{C}_6$ heteroalkyl, substituted or unsubstituted  $\text{C}_3$ - $\text{C}_{10}$ cycloalkyl, substituted or unsubstituted  $\text{C}_2$ - $\text{C}_{10}$ heterocycloalkyl, substituted or unsubstituted aryl, substituted or unsubstituted heteroaryl,  $-\text{C}_1$ - $\text{C}_4$ alkylene-(substituted or unsubstituted  $\text{C}_3$ - $\text{C}_8$ cycloalkyl), substituted or unsubstituted  $\text{C}_2$ - $\text{C}_8$ heterocycloalkyl,  $-\text{C}_1$ - $\text{C}_4$ alkylene-(substi-

tuted or unsubstituted  $\text{C}_2$ - $\text{C}_8$ heterocycloalkyl), substituted or unsubstituted aryl,  $-\text{C}_1$ - $\text{C}_4$ alkylene-(substituted or unsubstituted aryl), substituted or unsubstituted heteroaryl, and  $-\text{C}_1$ - $\text{C}_4$ alkylene-(substituted or unsubstituted heteroaryl); or two  $R^5$  on the same N atom are taken together with the N atom to which they are attached to a substituted or unsubstituted N-containing heterocycle;

Ring A is monocyclic carbocycle, bicyclic carbocycle, monocyclic heterocycle, or bicyclic heterocycle;

$L^2$  is absent,  $-\text{X}^2-$ , or  $-\text{C}_1$ - $\text{C}_6$ alkylene- $\text{X}^2-$ ;

$X^2$  is  $-\text{O}-$ ,  $-\text{S}-$ ,  $-\text{S}(=\text{O})-$ ,  $-\text{S}(=\text{O})_2-$ ,  $-\text{S}(=\text{O})_2\text{NR}^6-$ ,  $-\text{C}(=\text{O})-$ ,  $-\text{C}(=\text{O})\text{O}-$ ,  $-\text{C}(=\text{O})\text{NR}^6-$ ,  $-\text{NR}^6\text{C}(=\text{O})-$ ,  $-\text{NR}^6\text{S}(=\text{O})_2-$ , or  $-\text{NR}^6-$ ;

$R^6$  is H,  $\text{C}_1$ - $\text{C}_6$ alkyl,  $\text{C}_1$ - $\text{C}_6$ fluoroalkyl, or  $\text{C}_1$ - $\text{C}_6$ deuteroalkyl;

Q is H, substituted or unsubstituted  $\text{C}_1$ - $\text{C}_6$ alkyl, substituted or unsubstituted  $\text{C}_1$ - $\text{C}_6$ fluoroalkyl, substituted or unsubstituted  $\text{C}_1$ - $\text{C}_6$ heteroalkyl, substituted or unsubstituted  $\text{C}_3$ - $\text{C}_8$ cycloalkyl,  $-\text{C}_1$ - $\text{C}_4$ alkylene-(substituted or unsubstituted  $\text{C}_3$ - $\text{C}_8$ cycloalkyl), substituted or unsubstituted  $\text{C}_2$ - $\text{C}_8$ heterocycloalkyl,  $-\text{C}_1$ - $\text{C}_4$ alkylene-(substituted or unsubstituted  $\text{C}_2$ - $\text{C}_8$ heterocycloalkyl), substituted or unsubstituted aryl,  $-\text{C}_1$ - $\text{C}_4$ alkylene-(substituted or unsubstituted aryl), substituted or unsubstituted heteroaryl, or  $-\text{C}_1$ - $\text{C}_4$ alkylene-(substituted or unsubstituted heteroaryl); wherein if Q is substituted then Q is substituted with one or more  $R^8$ ;

or Q and  $R^6$  are taken together with the N atom to which they are attached to form ring B, wherein ring B is a substituted or unsubstituted N-containing heterocycle, wherein if ring B is substituted then ring B is substituted with 1-3  $R^8$ ;

each  $R^8$  is independently D, halogen, CN,  $-\text{OR}^5$ ,  $-\text{SR}^5$ ,  $-\text{S}(=\text{O})\text{R}^4$ ,  $-\text{S}(=\text{O})_2\text{R}^4$ ,  $-\text{S}(=\text{O})_2\text{N}(\text{R}^5)_2$ ,  $\text{NR}^5\text{S}(=\text{O})_2\text{R}^4$ ,  $\text{C}(=\text{O})\text{R}^4$ ,  $\text{OC}(=\text{O})\text{R}^4$ ,  $\text{CO}_2\text{R}^5$ ,  $\text{OCO}_2\text{R}^4$ ,  $\text{N}(\text{R}^4)_2$ ,  $\text{OC}(=\text{O})\text{N}(\text{R}^5)_2$ ,  $-\text{NHC}(=\text{O})\text{R}^4$ ,  $-\text{NHC}(=\text{O})\text{OR}^4$ ,  $\text{C}_1$ - $\text{C}_6$ alkyl,  $\text{C}_1$ - $\text{C}_6$ fluoroalkyl,  $\text{C}_1$ - $\text{C}_6$ deuteroalkyl,  $\text{C}_1$ - $\text{C}_6$ heteroalkyl, substituted or unsubstituted  $\text{C}_3$ - $\text{C}_{10}$ cycloalkyl, substituted or unsubstituted  $\text{C}_2$ - $\text{C}_{10}$ heterocycloalkyl, substituted or unsubstituted aryl, or substituted or unsubstituted heteroaryl;

or two  $R^8$  groups attached to the same carbon atom are taken together with carbon atom to which they are attached to form either a substituted or unsubstituted carbocycle or substituted or unsubstituted heterocycle.

44. The method of claim 43, wherein:

$R^4$  is H, D, F, Cl, Br,  $-\text{CN}$ ,  $-\text{OR}^5$ ,  $-\text{SR}^5$ ,  $-\text{S}(=\text{O})\text{R}^4$ ,  $-\text{S}(=\text{O})_2\text{R}^4$ ,  $-\text{S}(=\text{O})_2\text{N}(\text{R}^5)_2$ ,  $-\text{NR}^2\text{S}(=\text{O})_2\text{R}^4$ ,  $-\text{CO}_2\text{R}^5$ ,  $-\text{N}(\text{R}^5)_2$ ,  $-\text{NR}^2\text{C}(=\text{O})\text{R}^4$ ,  $\text{C}_1$ - $\text{C}_6$ alkyl, substituted or unsubstituted  $\text{C}_3$ - $\text{C}_6$ cycloalkyl, substituted or unsubstituted  $\text{C}_2$ - $\text{C}_6$ heterocycloalkyl, substituted or unsubstituted phenyl, or substituted or unsubstituted monocyclic heteroaryl.

45. The method of claim 43 or claim 44, wherein:

$R^A$  is H, D, F, Cl, Br,  $-\text{CN}$ ,  $-\text{OR}^5$ ,  $-\text{CO}_2\text{R}^5$ ,  $-\text{N}(\text{R}^5)_2$ ,  $-\text{NR}^2\text{C}(=\text{O})\text{R}^4$ ,  $-\text{CH}_3$ ,  $-\text{CH}_2\text{CH}_3$ ,  $-\text{CH}(\text{CH}_3)_2$ ,  $-\text{C}(\text{CH}_3)_3$ , cyclopropyl, cyclobutyl, cyclopentyl, cyclohexyl, substituted or unsubstituted monocyclic  $\text{C}_2$ - $\text{C}_6$ heterocycloalkyl, substituted or unsubstituted phenyl, or substituted or unsubstituted monocyclic heteroaryl.

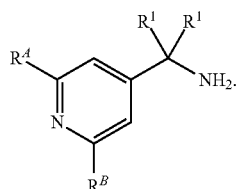
46. The method of any one of claims 43-45, wherein:

$R^A$  is H.

47. The method of any one of claims 43-45, wherein:

$R^1$  is H.

48. The method of any one of claims 43-47, wherein the compound has the following structure of Formula (II):



Formula (II)

49. The method of any one of claims 43-48, wherein:

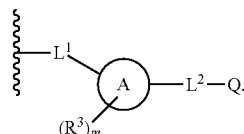
$R^B$  is H, D, F, Cl, Br, I,  $-\text{CN}$ ,  $-\text{OR}^5$ ,  $-\text{SR}^5$ ,  $-\text{S}(=\text{O})\text{R}^4$ ,  $-\text{S}(=\text{O})_2\text{R}^4$ ,  $-\text{S}(=\text{O})_2\text{N}(\text{R}^5)_2$ ,  $-\text{NR}^2\text{S}(=\text{O})_2\text{R}^4$ ,  $-\text{C}(=\text{O})\text{R}^4$ ,  $-\text{OC}(=\text{O})\text{R}^4$ ,  $-\text{CO}_2\text{R}^5$ ,  $-\text{N}(\text{R}^5)_2$ ,  $-\text{NR}^2\text{C}(=\text{O})\text{R}^4$ ,  $\text{C}_1$ - $\text{C}_6$ alkyl,  $\text{C}_1$ - $\text{C}_6$ fluoroalkyl,  $\text{C}_1$ - $\text{C}_6$ deuteroalkyl,  $\text{C}_1$ - $\text{C}_6$ heteroalkyl, substituted or unsubstituted  $\text{C}_3$ - $\text{C}_6$ cycloalkyl, substituted or unsubstituted monocyclic  $\text{C}_2$ - $\text{C}_6$ heterocycloalkyl, substituted or unsubstituted phenyl, or substituted or unsubstituted monocyclic heteroaryl.

50. The method of any one of claims 43-48, wherein

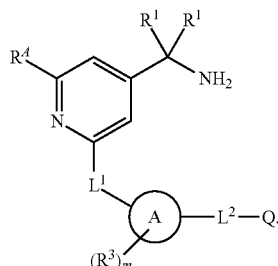
$R^B$  is H, D, F, Cl,  $-\text{CN}$ ,  $-\text{OR}^5$ ,  $-\text{SR}^5$ ,  $-\text{NR}^2\text{S}(=\text{O})_2\text{R}^4$ ,  $-\text{CO}_2\text{R}^5$ ,  $-\text{N}(\text{R}^5)_2$ ,  $-\text{NR}^2\text{C}(=\text{O})\text{R}^4$ ,  $\text{C}_1$ - $\text{C}_6$ alkyl,  $\text{C}_1$ - $\text{C}_6$ fluoroalkyl, substituted or unsubstituted  $\text{C}_3$ - $\text{C}_6$ cycloalkyl, substituted or unsubstituted monocyclic  $\text{C}_2$ - $\text{C}_6$ heterocycloalkyl, substituted or unsubstituted phenyl, or substituted or unsubstituted monocyclic heteroaryl.

51. The method of any one of claims 43-48, or a pharmaceutically acceptable salt, or solvate thereof, wherein:

or  $R^B$  is



52. The method of claim 51, wherein the compound has the following structure of Formula (III):



Formula (III)

53. The method of any one of claims 51-52, wherein: each  $R^1$  is H;

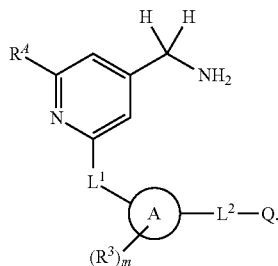
$L^1$  is absent,  $X^1$ , or  $X^1$ - $\text{C}_1$ - $\text{C}_6$ alkylene.

54. The method of any one of claims 51-53, wherein:  $X^1$  is  $-\text{O}-$ .

55. The method of any one of claims 51-54, wherein:

$L^1$  is absent,  $-\text{O}-$ , or  $-\text{O}-\text{CH}_2-$ ,  $-\text{C}(=\text{O})-$ ,  $-\text{C}(=\text{O})\text{NHCH}_2-$ ,  $-\text{NHC}(=\text{O})-$ ,  $-\text{NHC}(=\text{O})\text{CH}_2-$ .

56. The method of any one of claims 51-55, wherein the compound has the structure of Formula (IV), or a pharmaceutically acceptable salt thereof:

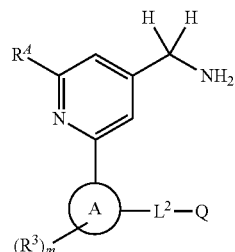


Formula (IV)

57. The method of any one of claims 51-56, wherein:

$L^1$  is  $-\text{O}-$ , or  $-\text{O}-\text{CH}_2-$ .

58. The method of any one of claims 51-56, wherein the compound has the structure of Formula (V), or a pharmaceutically acceptable salt thereof:



Formula (V)

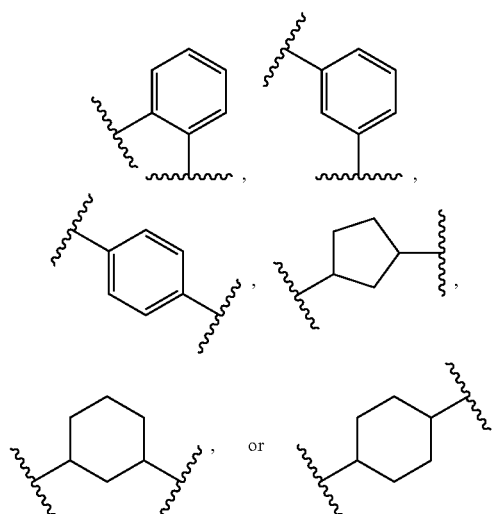
**59.** The method of any one of claims **51-58**, wherein:  
Ring A is monocyclic C<sub>3</sub>-C<sub>6</sub>carbocycle, bicyclic C<sub>9</sub>-C<sub>10</sub>carbocycle, monocyclic C<sub>1</sub>-C<sub>5</sub>heterocycle, bicyclic C<sub>6</sub>-C<sub>9</sub>heterocycle.

**60.** The method of any one of claims **51-59**, wherein:  
Ring A is monocyclic C<sub>3</sub>-C<sub>6</sub>carbocycle.

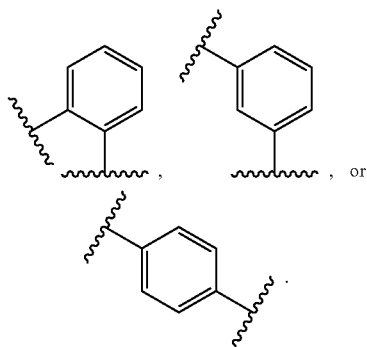
**61.** The method of any one of claims **51-60**, wherein:  
Ring A is phenyl, cyclopropyl, cyclobutyl, cyclopentyl, or cyclohexyl.

**62.** The method of any one of claims **51-61**, wherein:  
Ring A is phenyl.

**63.** The method of any one of claims **51-61**, wherein:  
Ring A is



**64.** The method of any one of claims **51-61**, wherein:  
Ring A is



**65.** The method of any one of claims **51-59**, wherein:  
Ring A is bicyclic C<sub>9</sub>-C<sub>10</sub>carbocycle.

**66.** The method of any one of claims **51-59**, wherein:  
Ring A is naphthyl, indanyl, indenyl, or tetrahydronaphthyl.

**67.** The method of any one of claims **51-59**, wherein:  
Ring A is a monocyclic heterocycle containing 1-4 N atoms and 0 or 1 O or S atom, monocyclic heterocycle containing 0-4 N atoms and 1 O or S atoms, bicyclic

heterocycle containing 1-4 N atoms and 0 or 1 O or S atoms, or bicyclic heterocycle containing 0-4 N atoms and 1 O or S atoms.

**68.** The method of any one of claims **51-59**, wherein:

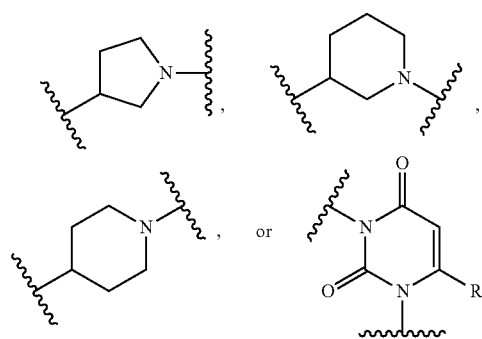
Ring A is pyrrolidinyl, pyrrolidinonyl, tetrahydrofuranyl, tetrahydrofuranonyl, dihydrofuranonyl, dihydrofuranyl, tetrahydrothienyl, oxazolidinonyl, tetrahydropyranyl, dihydropyranyl, tetrahydrothiopyranyl, piperidinyl, morpholinyl, thiomorpholinyl, piperazinyl, aziridinyl, azetidiny, oxetanyl, thietanyl, homopiperidinyl, oxepanyl, thiepanyl, oxazepinyl, diazepinyl, thiazepinyl, 1,2,3,6-tetrahydropyridinyl, indolinyl, indolinonyl, 1,2,3,4-tetrahydroquinolinyl, 1,2,3,4-tetrahydroisoquinolinyl, 3,4-dihydro-2(1H)-quinolinonyl, furanyl, pyrrolyl, oxazolyl, thiazolyl, imidazolyl, pyrazolyl, triazolyl, tetrazolyl, isoxazolyl, isothiazolyl, oxadiazolyl, thiadiazolyl, pyridinyl, pyrimidinyl, pyrazinyl, pyridazinyl, triazinyl, quinolinyl, isoquinolinyl, quinazolinyl, quinoxalinyl, naphthyridinyl, indolyl, indazolyl, benzoxazolyl, benzisoxazolyl, benzofuranyl, benzothienyl, benzothiazolyl, benzimidazolyl, purinyl, cinnolinyl, phthalazinyl, pteridinyl, pyridopyrimidinyl, pyrazolopyrimidinyl, or azaindolyl.

**69.** The method of any one of claims **51-59**, wherein:

Ring A is pyrrolidinyl, pyrrolidinonyl, piperidinyl, piperazinyl, indolinyl, indolinonyl, 1,2,3,4-tetrahydroquinolinyl, 1,2,3,4-tetrahydroisoquinolinyl, 3,4-dihydro-2(1H)-quinolinonyl, pyrrolyl, imidazolyl, pyrazolyl, pyridinyl, pyrimidinyl, pyrazinyl, pyridazinyl, indolyl, indazolyl, or benzimidazolyl.

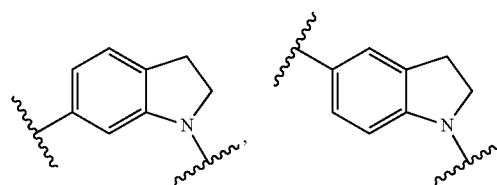
**70.** The method of any one of claims **51-59**, wherein:

Ring A is

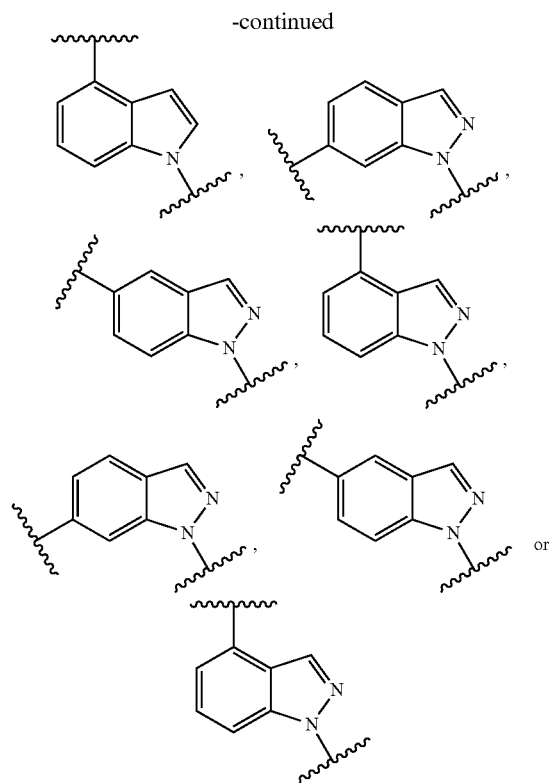
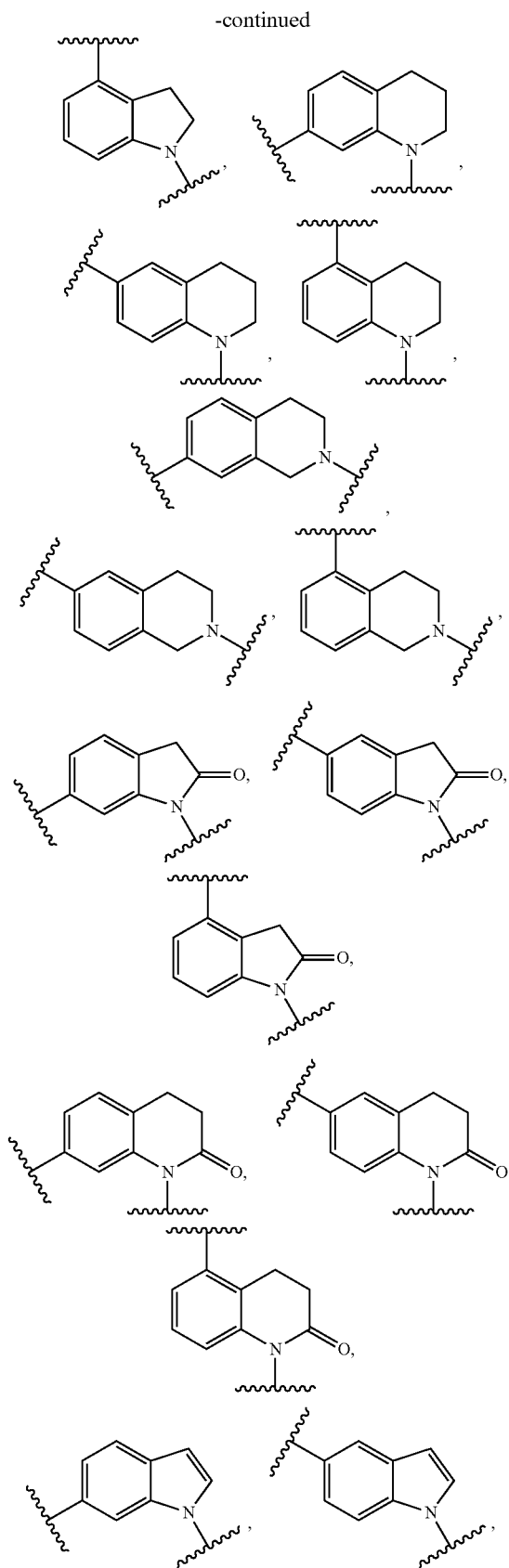


**71.** The method of any one of claims **51-59**, wherein:

Ring A is







72. The method of any one of claims 51-71, wherein:

$L^2$  is absent,  $-O-$ ,  $-CH_2-O-$ ,  $-C(=O)-$ ,  $-C(=O)NR^6-$ ,  $-NR^6C(=O)-$ ,  $-NR^6-$ , or  $-CH_2-C(=O)NR^6-$ .

73. The method of any one of claims 51-72, wherein:

Q is H, substituted or unsubstituted  $C_1-C_6$ alkyl, substituted or unsubstituted  $C_1-C_6$ fluoroalkyl, substituted or unsubstituted  $C_1-C_6$ heteroalkyl, substituted or unsubstituted  $C_3-C_6$ cycloalkyl,  $-C_1-C_2$ alkylene-(substituted or unsubstituted  $C_3-C_6$ cycloalkyl), substituted or unsubstituted  $C_2-C_8$ heterocycloalkyl,  $-C_1-C_2$ alkylene-(substituted or unsubstituted  $C_2-C_8$ heterocycloalkyl), substituted or unsubstituted phenyl,  $-C_1-C_2$ alkylene-(substituted or unsubstituted phenyl), substituted or unsubstituted heteroaryl, or  $-C_1-C_2$ alkylene-(substituted or unsubstituted heteroaryl); wherein if Q is substituted then Q is substituted with one or more  $R^8$ ;

or Q and  $R^6$  are taken together with the N atom to which they are attached to form ring B, wherein ring B is a substituted or unsubstituted monocyclic N-containing heterocycle, or a substituted or unsubstituted bicyclic N-containing heterocycle, wherein if ring B is substituted then ring B is substituted with 1-3  $R^8$ .

74. The method of any one of claims 51-73, wherein:

Q is substituted or unsubstituted  $C_3-C_6$ cycloalkyl,  $-C_1-C_2$ alkylene-(substituted or unsubstituted  $C_3-C_6$ cycloalkyl), substituted or unsubstituted  $C_2-C_8$ heterocycloalkyl,  $-C_1-C_2$ alkylene-(substituted or unsubstituted  $C_2-C_8$ heterocycloalkyl), substituted or unsubstituted phenyl,  $-C_1-C_2$ alkylene-(substituted or unsubstituted phenyl), substituted or unsubstituted heteroaryl, or  $-C_1-C_2$ alkylene-(substituted or unsubstituted

tuted heteroaryl); wherein if Q is substituted then Q is substituted with one or more  $R^8$ ;  
or Q and  $R^6$  are taken together with the N atom to which they are attached to form ring B, wherein ring B is a substituted or unsubstituted monocyclic N-containing heterocycle, or a substituted or unsubstituted bicyclic N-containing heterocycle, wherein if ring B is substituted then ring B is substituted with 1-3  $R^8$ .

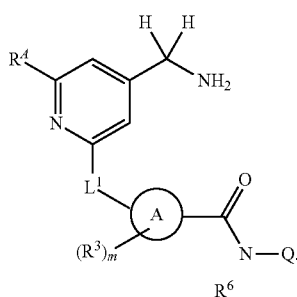
**75.** The method of any one of claims **51-72**, wherein:

$L^2$  is  $—C(=O)NR^6—$ , or  $—CH_2—C(=O)NR^6—$ ;

Q is H, substituted or unsubstituted  $C_1-C_6$ alkyl, substituted or unsubstituted  $C_1-C_6$ fluoroalkyl, substituted or unsubstituted  $C_1-C_6$ heteroalkyl, substituted or unsubstituted  $C_3-C_6$ cycloalkyl,  $—C_1-C_2$ alkylene-(substituted or unsubstituted  $C_3-C_6$ cycloalkyl), substituted or unsubstituted  $C_2-C_8$ heterocycloalkyl,  $—C_1-C_2$ alkylene-(substituted or unsubstituted  $C_2-C_8$ heterocycloalkyl), substituted or unsubstituted phenyl,  $—C_1-C_2$ alkylene-(substituted or unsubstituted phenyl), substituted or unsubstituted heteroaryl, or  $—C_1-C_2$ alkylene-(substituted or unsubstituted heteroaryl); wherein if Q is substituted then Q is substituted with one or more  $R^8$ ;

or Q and  $R^6$  are taken together with the N atom to which they are attached to form ring B, wherein ring B is a substituted or unsubstituted monocyclic N-containing heterocycle, or a substituted or unsubstituted bicyclic N-containing heterocycle, wherein if ring B is substituted then ring B is substituted with 1-3  $R^8$ .

**76.** The method of claim **75**, wherein the compound has the structure of Formula (VI), or a pharmaceutically acceptable salt thereof:



Formula (VI)

**77.** The method of any one of claims **51-76**, wherein:

$—L^2-Q$  is  $—C(=O)NR^6-Q$ ;

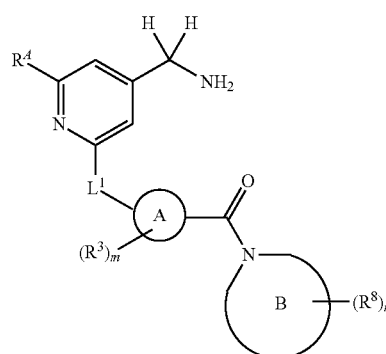
Q and  $R^6$  are taken together with the N atom to which they are attached to form a ring B, wherein ring B is a substituted or unsubstituted monocyclic N-containing heterocycle, or a substituted or unsubstituted bicyclic N-containing heterocycle, wherein if ring B is substituted then ring B is substituted with 1-3  $R^8$ .

**78.** The method of any one of claims **51-77**, wherein:

Q and  $R^6$  are taken together with the N atom to which they are attached to form a ring B, wherein ring B is a substituted or unsubstituted aziridinyl, substituted or unsubstituted azetidyl, substituted or unsubstituted pyrrolidinyl, substituted or unsubstituted pyrrolidinonyl, substituted or unsubstituted piperidinyl, substituted or unsubstituted piperidinonyl, substituted or unsubstituted morpholinyl, substituted or unsubstituted

thiomorpholinyl, substituted or unsubstituted piperazinyl, substituted or unsubstituted piperazinonyl, substituted or unsubstituted indolinyl, substituted or unsubstituted indolinonyl, substituted or unsubstituted 1,2,3,4-tetrahydroquinolinyl, substituted or unsubstituted 1,2,3,4-tetrahydroisoquinolinyl, substituted or unsubstituted 3,4-dihydro-2(1H)-quinolinonyl, wherein if ring B is substituted then ring B is substituted with 1-3  $R^8$ .

**79.** The method of any one of claims **51-76**, wherein the compound has the structure of Formula (VII), or a pharmaceutically acceptable salt thereof:



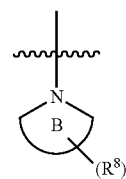
Formula (VII)

wherein,

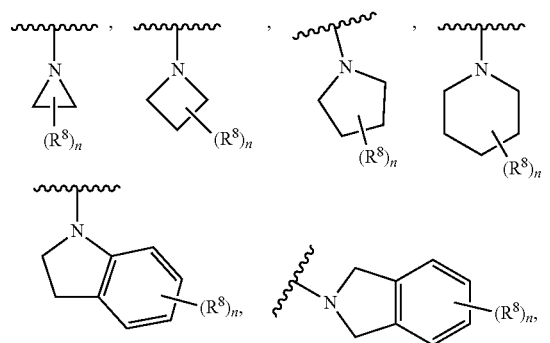
ring B is a monocyclic N-containing heterocycle or a bicyclic N-containing heterocycle;

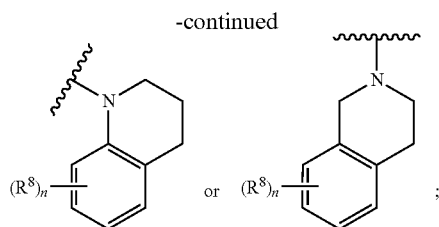
n is 0, 1, 2, or 3.

**80.** The method of claim **79**, wherein:



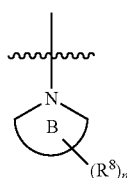
is



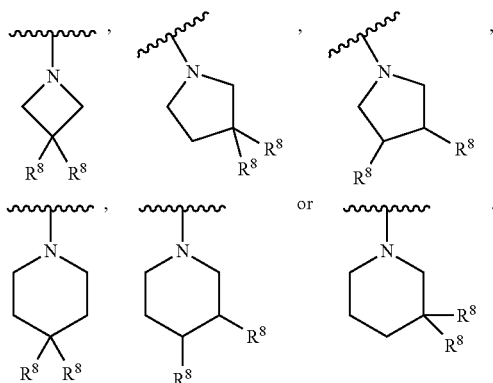


$n$  is 0, 1, or 2.

**81.** The method of claim **79**, wherein

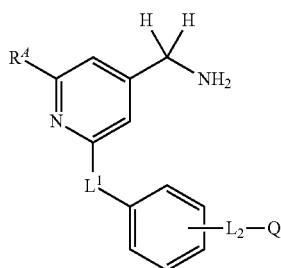


is



**82.** The method of claim **51**, wherein the compound has the structure of Formula (VIII), or a pharmaceutically acceptable salt thereof:

Formula (VIII)



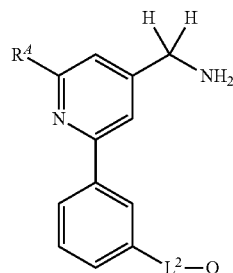
wherein,

$L_1$  is absent,  $-O-$  or  $-O-CH_2-$ ;

$L^2$  is absent,  $-O-$ ,  $-CH_2-O-$ ,  $-C(=O)-$ ,  $-C(=O)NR^6-$ ,  $-NR^6-$ , or  $-CH_2-C(=O)NR^6-$ .

**83.** The method of claim **46**, wherein the compound has the structure of Formula (IX), or a pharmaceutically acceptable salt thereof:

Formula (IX)

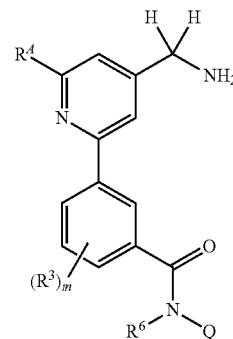


**84.** The method of claim **83**, wherein:

$L^2$  is absent,  $-O-$ ,  $-C(=O)NR^6-$ , or  $-CH_2-C(=O)NR^6-$ .

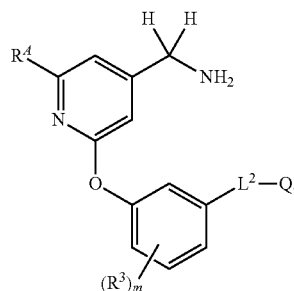
**85.** The method of claim **84**, wherein the compound has the structure of Formula (X), or a pharmaceutically acceptable salt thereof:

Formula (X)



**86.** The method of claim **82**, wherein the compound has the structure of Formula (XI), or a pharmaceutically acceptable salt thereof:

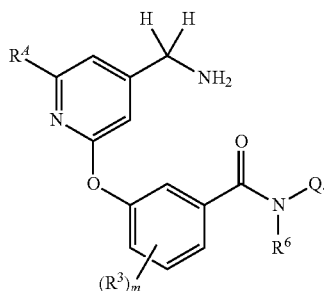
Formula (XI)



**87.** The method of claim **86**, wherein:

$L^2$  is absent,  $-O-$ ,  $-C(=O)NR^6-$ , or  $-CH_2-C(=O)NR^6-$ .

**88.** The method of claim **87**, wherein the compound has the structure of Formula (XII), or a pharmaceutically acceptable salt thereof:



Formula (XII)

89. The method of any one of claims 36-43, wherein the compound is:

- 4-(4-(Aminomethyl)pyridin-2-yl)-N-(2-methoxyethyl)benzamide;
- Racemic-4-(4-(aminomethyl)pyridin-2-yl)phenyl(3-hydroxy-3-(trifluoromethyl)pyrrolidin-1-yl)methanone;
- 4-(4-(Aminomethyl)pyridin-2-yl)-N-phenylbenzamide;
- 4-(4-(Aminomethyl)pyridin-2-yl)-N-benzylbenzamide;
- 3-(4-(Aminomethyl)pyridin-2-yl)-N-(2-methoxyethyl)benzamide;
- Racemic-3-(4-(aminomethyl)pyridin-2-yl)phenyl(3-hydroxy-3-(trifluoromethyl)pyrrolidin-1-yl)methanone;
- 3-(4-(Aminomethyl)pyridin-2-yl)-N-phenylbenzamide;
- 3-(4-(Aminomethyl)pyridin-2-yl)-N-benzylbenzamide;
- 3-(4-(Aminomethyl)pyridin-2-yl)-N-(5-chloro-2-methylphenyl)benzamide;
- 3-(4-(Aminomethyl)pyridin-2-yl)-N-(6-chloro-1H-indol-4-yl)benzamide;
- 4-((4-(Aminomethyl)pyridin-2-yl)oxy)-N-(2-methoxyethyl)benzamide;
- Racemic-4-((4-(aminomethyl)pyridin-2-yl)oxy)phenyl(3-hydroxy-3-(trifluoromethyl)pyrrolidin-1-yl)methanone;
- 4-((4-(Aminomethyl)pyridin-2-yl)oxy)-N-phenylbenzamide;
- 4-((4-(Aminomethyl)pyridin-2-yl)oxy)-N-benzylbenzamide;
- 3-((4-(Aminomethyl)pyridin-2-yl)oxy)-N-(2-methoxyethyl)benzamide;
- Racemic-3-((4-(aminomethyl)pyridin-2-yl)oxy)phenyl(3-hydroxy-3-(trifluoromethyl)pyrrolidin-1-yl)methanone;
- 3-((4-(Aminomethyl)pyridin-2-yl)oxy)-N-phenylbenzamide;
- 3-((4-(Aminomethyl)pyridin-2-yl)oxy)-N-benzylbenzamide;
- 3-((4-(Aminomethyl)pyridin-2-yl)oxy)-N-(3-methoxyphenyl)benzamide;
- 3-((4-(Aminomethyl)pyridin-2-yl)oxy)-N-(4-methoxyphenyl)benzamide;
- 3-((4-(Aminomethyl)pyridin-2-yl)oxy)-N-(3-(trifluoromethyl)phenyl)benzamide;
- 3-((4-(Aminomethyl)pyridin-2-yl)oxy)-N-(4-(trifluoromethyl)phenyl)benzamide;
- 3-((4-(Aminomethyl)pyridin-2-yl)oxy)-N-(4-fluorophenyl)benzamide;
- 3-(4-(Aminomethyl)pyridin-2-yl)oxy)-N-(2,4-difluorophenyl)benzamide;
- 3-((4-(Aminomethyl)pyridin-2-yl)oxy)-N-(4-bromophenyl)benzamide;

- Methyl 4-(3-((4-(aminomethyl)pyridin-2-yl)oxy)benzamido)benzoate;
- Ethyl 3-(3-((4-(aminomethyl)pyridin-2-yl)oxy)benzamido)benzoate;
- 3-(3-((4-(Aminomethyl)pyridin-2-yl)oxy)benzamido)benzoic acid;
- 4-(3-((4-(Aminomethyl)pyridin-2-yl)oxy)benzamido)benzoic acid;
- 3-((4-(Aminomethyl)pyridin-2-yl)oxy)-N-(2,4-difluorobenzyl)benzamide;
- 3-((4-(Aminomethyl)pyridin-2-yl)oxy)-N-(4-(trifluoromethyl)benzyl)benzamide;
- 3-((4-(Aminomethyl)pyridin-2-yl)oxy)-N-(4-bromobenzyl)benzamide;
- Methyl 4-((3-((4-(aminomethyl)pyridin-2-yl)oxy)benzamido)methyl)benzoate;
- 4-((3-((4-(Aminomethyl)pyridin-2-yl)oxy)benzamido)methyl)benzoic acid;
- 3-((3-((4-(Aminomethyl)pyridin-2-yl)oxy)benzamido)methyl)benzoic acid;
- (R)-3-((4-(Aminomethyl)pyridin-2-yl)oxy)-N-(2-hydroxy-1-phenylethyl)benzamide;
- 3-((4-(Aminomethyl)pyridin-2-yl)oxy)-N-(3-fluoro-4-(1H-imidazol-1-yl)benzyl)benzamide;
- 3-((4-(Aminomethyl)pyridin-2-yl)oxy)-N-(4-(4-ethylpiperazin-1-yl)benzyl)benzamide;
- 3-((4-(Aminomethyl)pyridin-2-yl)oxy)-N-(3-carbamimidoylbenzyl)benzamide;
- 3-((4-(Aminomethyl)pyridin-2-yl)oxy)-N-phenethylbenzamide;
- (3-((4-(Aminomethyl)pyridin-2-yl)oxy)phenyl)(3,4-dihydroisquinolin-2(1H)-yl)methanone;
- 3-((4-(Aminomethyl)pyridin-2-yl)oxy)-N-(benzo[b]thiophen-2-ylmethyl)benzamide;
- 3-((4-(Aminomethyl)pyridin-2-yl)oxy)-N-(pyrazin-2-ylmethyl)benzamide;
- 3-((4-(Aminomethyl)pyridin-2-yl)oxy)-N-tridecylbenzamide;
- 3-(((4-(Aminomethyl)pyridin-2-yl)oxy)methyl)-N-phenylbenzamide;
- Racemic-trans-(1-(4-(aminomethyl)pyridin-2-yl)-4-fluoropyrrolidin-3-ol);
- Racemic-1-(4-(aminomethyl)pyridin-2-yl)-3-(trifluoromethyl)pyrrolidin-3-ol;
- [2,3'-Bipyridin]-4-ylmethanamine;
- (2-(4-Fluorophenyl)pyridin-4-yl)methanamine;
- 3-((4-(Aminomethyl)pyridin-2-yl)oxy)benzoic acid;
- 4-(4-(Aminomethyl)pyridin-2-yl)benzoic acid;
- (2-Phenoxy)pyridin-4-yl)methanamine;
- (2-(3-Phenoxyphenoxy)pyridin-4-yl)methanamine;
- 4-((4-(Aminomethyl)pyridin-2-yl)oxy)benzoic acid;
- (2-((1-Benzyl-1H-indol-4-yl)oxy)pyridin-4-yl)methanamine;
- (2-((1-(2,4-Difluorobenzyl)-2-methyl-1H-indol-4-yl)oxy)pyridin-4-yl)methanamine;
- (2-((1-(2,4-Difluorobenzyl)-3-methyl-1H-indol-4-yl)oxy)pyridin-4-yl)methanamine;
- (2-((1-((6-Methoxypyridin-3-yl)methyl)-2-methyl-1H-indol-4-yl)oxy)pyridin-4-yl)methanamine;
- (2-((1-((6-Methoxypyridin-3-yl)methyl)-3-methyl-1H-indol-4-yl)oxy)pyridin-4-yl)methanamine;
- (2-((1-((5-Fluoropyridin-2-yl)methyl)-1H-indol-4-yl)oxy)pyridin-4-yl)methanamine;

(2-((1-(Quinolin-2-yl)methyl)-1H-indol-4-yl)oxy)pyridin-4-yl)methanamine;  
(2-((1-(2-(Trifluoromethyl)thiazol-5-yl)methyl)-1H-indol-4-yl)oxy)pyridin-4-yl)methanamine;  
(2-((1-(4-Fluorophenyl)-1H-indol-4-yl)oxy)pyridin-4-yl)methanamine;  
(2-((1-(1-Methyl-1H-pyrazol-4-yl)-1H-indol-4-yl)oxy)pyridin-4-yl)methanamine;  
(2-((1-(6-Methoxypyridin-3-yl)-1H-indol-4-yl)oxy)pyridin-4-yl)methanamine;  
(2-((1-(6-Fluorobenzo[d]thiazol-2-yl)-1H-indol-4-yl)oxy)pyridin-4-yl)methanamine;  
(2-((1-(4-Fluorophenethyl)-1H-indol-4-yl)oxy)pyridin-4-yl)methanamine;  
(2-((3-Bromo-1-(4-fluorophenethyl)-1H-indol-4-yl)oxy)pyridin-4-yl)methanamine;  
(4-((4-(Aminomethyl)pyridin-2-yl)oxy)-1H-indol-1-yl)(phenyl)methanone;  
4-((4-(Aminomethyl)pyridin-2-yl)oxy)-N-phenyl-1H-indole-1-carboxamide;  
2-4-((4-(Aminomethyl)pyridin-2-yl)oxy)-1H-indol-1-yl)-N,N-dimethylacetamide;  
2-4-((4-(Aminomethyl)pyridin-2-yl)oxy)-1H-indol-1-yl)-1-(piperidin-1-yl)ethanone;  
(R) or (S)-2-4-((4-(Aminomethyl)pyridin-2-yl)oxy)-1H-indol-1-yl)-1-(3-hydroxy-3-(trifluoromethyl)piperidin-1-yl)ethan-1-one (Enantiomer 1);  
(R) or (S)-2-4-((4-(Aminomethyl)pyridin-2-yl)oxy)-1H-indol-1-yl)-1-(3-hydroxy-3-(trifluoromethyl)piperidin-1-yl)ethan-1-one (Enantiomer 2);  
2-4-((4-(Aminomethyl)pyridin-2-yl)oxy)-1H-indol-1-yl)-N-methyl-N-phenylacetamide;  
2-4-((4-(Aminomethyl)pyridin-2-yl)oxy)-1H-indol-1-yl)-1-(3,4-dihydroquinolin-1(2H)-yl)ethanone;  
(2-((1H-Indol-4-yl)oxy)pyridin-4-yl)methanamine;  
(2-((1-(6-Fluorobenzo[d]thiazol-2-yl)indolin-4-yl)oxy)pyridin-4-yl)methanamine;  
(2-((1-(6-Methoxypyridin-3-yl)methyl)-1H-indol-5-yl)oxy)pyridin-4-yl)methanamine;  
(2-((1-(2,4-Difluorobenzyl)-3-methyl-1H-indazol-4-yl)oxy)pyridin-4-yl)methanamine;  
5-((4-(Aminomethyl)pyridin-2-yl)oxy)-1-(2,4-difluorobenzyl)-3,4-dihydroquinolin-2(1H)-one;  
5-((4-(Aminomethyl)pyridin-2-yl)oxy)-1-((6-methoxypyridin-3-yl)methyl)-3,4-dihydroquinolin-2(1H)-one;  
(S)-3-((4-(Aminomethyl)pyridin-2-yl)oxy)piperidin-1-yl)(phenyl)methanone;  
(S)-3-((4-(Aminomethyl)pyridin-2-yl)oxy)-N-phenylpiperidine-1-carboxamide;  
Racemic-(4-(aminomethyl)pyridin-2-yl)(3-hydroxy-3-(trifluoromethyl)pyrrolidin-1-yl)methanone;  
4-(Aminomethyl)-N-benzylpicolinamide;  
N-(4-(Aminomethyl)pyridin-2-yl)-2-fluoro-4-methylbenzamide;  
N-(4-(Aminomethyl)pyridin-2-yl)-2-(3,4-dichlorophenyl)acetamide;  
4-(Aminomethyl)-N,N-dimethyl-6-(3-phenoxyphenoxy)pyridin-2-amine;  
4-(Aminomethyl)-N-(2-methoxyethyl)-6-(3-phenoxyphenoxy)pyridin-2-amine;  
(2-(4-Fluorophenyl)-6-(3-phenoxyphenoxy)pyridin-4-yl)methanamine;  
2-Fluoro-3-(aminomethyl)pyridine;  
3-Fluoro-4-(aminomethyl)pyridine;  
2-Fluoro-4-(aminomethyl)pyridine;  
2-Trifluoromethyl-4-(aminomethyl)pyridine;  
2-Chloro-4-(aminomethyl)pyridine;  
2-Benzyloxy-4-(aminomethyl)pyridine;  
2-Cyclohexyloxy-4-(aminomethyl)pyridine;  
2-(4-Fluorophenoxy)-4-(aminomethyl)pyridine;  
2-(2-Trifluoromethylphenoxy)-4-(aminomethyl)pyridine;  
2-(1-Pyrrolidino)-4-(aminomethyl)pyridine;  
2-(Imidazol-1-yl)-4-(aminomethyl)pyridine;  
2-(4-Ethylpiperazin-1-yl)-4-(aminomethyl)pyridine;  
4-(Aminomethyl)-N-(2-methoxyethyl)picolinamide; or  
4-(Aminomethyl)-N-(2,2,2-trifluoroethyl)picolinamide;  
or a pharmaceutically acceptable salt, or solvate thereof.

\* \* \* \* \*