



US011989544B2

(12) **United States Patent**
Joshi et al.

(10) **Patent No.:** **US 11,989,544 B2**

(45) **Date of Patent:** ***May 21, 2024**

(54) **SOFTWARE DEPLOYMENT TO MULTIPLE COMPUTING DEVICES**

(71) Applicant: **Microsoft Technology Licensing, LLC**, Redmond, WA (US)

(72) Inventors: **Madhur Joshi**, Kirkland, WA (US); **Crystal Hoyer**, Seattle, WA (US); **David Cox**, Redmond, WA (US); **Mohammed Parvez Shaikh**, Bellevue, WA (US); **Emily B. Repperger**, Sammamish, WA (US); **Yamini Jagadeesan**, Redmond, WA (US); **Muhammad Bilal Aslam**, Redmond, WA (US); **Clea Allington**, Bellevue, WA (US); **Yishai Galatzer**, Bellevue, WA (US)

(73) Assignee: **Microsoft Technology Licensing, LLC**, Redmond, WA (US)

(*) Notice: Subject to any disclaimer, the term of this patent is extended or adjusted under 35 U.S.C. 154(b) by 0 days.

This patent is subject to a terminal disclaimer.

(21) Appl. No.: **18/208,682**

(22) Filed: **Jun. 12, 2023**

(65) **Prior Publication Data**

US 2023/0401048 A1 Dec. 14, 2023

Related U.S. Application Data

(63) Continuation of application No. 16/377,322, filed on Apr. 8, 2019, now Pat. No. 11,720,336, which is a (Continued)

(51) **Int. Cl.**
G06F 8/61 (2018.01)
G06F 8/60 (2018.01)

(Continued)

(52) **U.S. Cl.**

CPC **G06F 8/61** (2013.01); **G06F 8/60** (2013.01); **G06F 8/71** (2013.01); **G06F 8/65** (2013.01); **G06F 16/958** (2019.01)

(58) **Field of Classification Search**

CPC G06F 8/60; G06F 8/61; G06F 8/65; G06F 8/71-75

See application file for complete search history.

(56) **References Cited**

U.S. PATENT DOCUMENTS

5,999,740 A 12/1999 Rowley
6,006,035 A 12/1999 Nabahi
(Continued)

OTHER PUBLICATIONS

“Add an application specification file to a revision for CodeDeploy”, Retrieved From: <https://docs.aws.amazon.com/codedeploy/latest/userguide/application-revisions-appspec-file.html>, Retrieved Date: Sep. 5, 2023, 11 Pages.

(Continued)

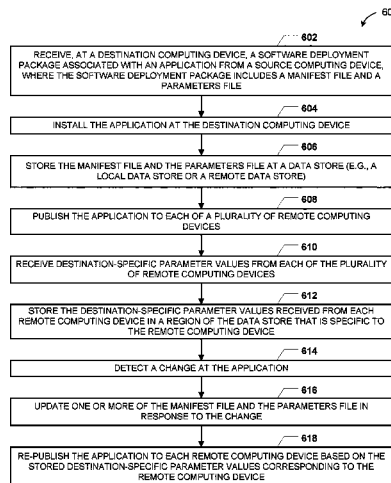
Primary Examiner — Duy Khuong T Nguyen

(74) *Attorney, Agent, or Firm* — Workman Nydegger

(57) **ABSTRACT**

A particular method includes storing a manifest file and a parameters file at a data store. The manifest file and the parameters file are associated with a software deployment package. An application associated with the software deployment package is published to a first remote computing device and to a second remote computing device. The method includes receiving first parameter values from the first remote computing device and receiving second parameter values from the second remote computing device. The first parameter values are stored in a first region of the data store that is specific to the first computing device. The second parameter values are stored in a second region of the data store that is specific to the second computing device.

20 Claims, 7 Drawing Sheets



Related U.S. Application Data

continuation of application No. 12/972,566, filed on Dec. 20, 2010, now Pat. No. 10,296,317.

(51) Int. Cl.

G06F 8/71 (2018.01)
G06F 8/65 (2018.01)
G06F 16/958 (2019.01)

(56)**References Cited**

U.S. PATENT DOCUMENTS

| | | | |
|--------------|----|---------|---------------------|
| 7,316,013 | B2 | 1/2008 | Kawano |
| 7,340,520 | B1 | 3/2008 | Jordan et al. |
| 7,536,686 | B2 | 5/2009 | Tan et al. |
| 7,735,077 | B2 | 6/2010 | Laird |
| 7,818,742 | B2 | 10/2010 | Laird et al. |
| 7,827,546 | B1 | 11/2010 | Jones et al. |
| 8,239,852 | B2 | 8/2012 | Etchegoyen |
| 8,261,258 | B1 | 9/2012 | Jianu et al. |
| 8,601,099 | B1 | 12/2013 | Zenz et al. |
| 9,092,243 | B2 | 7/2015 | Faus et al. |
| 9,110,750 | B2 | 8/2015 | Somani et al. |
| 2002/0066073 | A1 | 5/2002 | Lienhard et al. |
| 2002/0100036 | A1 | 7/2002 | Moshir |
| 2003/0023963 | A1 | 1/2003 | Birkholz et al. |
| 2004/0073903 | A1 | 4/2004 | Melchione et al. |
| 2005/0160104 | A1 | 7/2005 | Meera et al. |
| 2005/0210459 | A1 | 9/2005 | Henderson et al. |
| 2005/0268282 | A1 | 12/2005 | Laird |
| 2005/0278718 | A1 | 12/2005 | Griffith et al. |
| 2006/0010196 | A1 | 1/2006 | Laird et al. |
| 2006/0041643 | A1 | 2/2006 | Fanshier |
| 2006/0069735 | A1 | 3/2006 | Czeisler |
| 2006/0123414 | A1 | 6/2006 | Fors et al. |
| 2006/0130046 | A1 | 6/2006 | Oneill |
| 2006/0130054 | A1 | 6/2006 | Bocking |
| 2006/0173951 | A1 | 8/2006 | Arteaga |
| 2006/0195816 | A1 | 8/2006 | Grandcolas et al. |
| 2007/0150478 | A1 | 6/2007 | Cho et al. |
| 2007/0234345 | A1 | 10/2007 | Kramer et al. |
| 2008/0040490 | A1 | 2/2008 | Karlberg |
| 2008/0201453 | A1 | 8/2008 | Assenmacher |
| 2008/0201705 | A1 | 8/2008 | Wookey |
| 2008/0301672 | A1 | 12/2008 | Rao et al. |
| 2008/0320079 | A1 | 12/2008 | Da et al. |
| 2009/0036105 | A1 | 2/2009 | Carion et al. |
| 2009/0060178 | A1 | 3/2009 | Montgomery et al. |
| 2009/0064135 | A1 | 3/2009 | Jimmerson |
| 2009/0077549 | A1 | 3/2009 | Sadja et al. |
| 2009/0158272 | A1 | 6/2009 | El-assir et al. |
| 2009/0265687 | A1 | 10/2009 | Dhanakshirur et al. |
| 2009/0271777 | A1 | 10/2009 | Tow et al. |
| 2009/0276770 | A1 | 11/2009 | Taieb et al. |
| 2010/0162232 | A1 | 6/2010 | Bhatia et al. |
| 2010/0185582 | A1 | 7/2010 | Alam et al. |
| 2010/0192146 | A1 | 7/2010 | Stay |
| 2010/0251230 | A1 | 9/2010 | O'farrell et al. |
| 2010/0306762 | A1 | 12/2010 | Lindberg et al. |
| 2010/0312817 | A1 | 12/2010 | Steakley |
| 2010/0333081 | A1 | 12/2010 | Etchegoyen |
| 2011/0016414 | A1 | 1/2011 | Ernst et al. |
| 2011/0083069 | A1 | 4/2011 | Paul et al. |
| 2011/0145817 | A1 | 6/2011 | Grzybowski |
| 2011/0246981 | A1 | 10/2011 | Braun et al. |
| 2012/0066601 | A1 | 3/2012 | Zazula et al. |
| 2019/0294424 | A1 | 9/2019 | Joshi et al. |

OTHER PUBLICATIONS

"AppSpec File structure", Retrieved From: <https://docs.aws.amazon.com/codedeploy/latest/userguide/reference-appspec-file-structure.html>, Retrieved Date: Sep. 5, 2023, 4 Pages.

"AppSpec 'permissions' section (EC2/On-Premises deployments only)", Retrieved From: <https://docs.aws.amazon.com/codedeploy/>

[latest/userguide/reference-appspec-file-structure-permissions.html](https://docs.aws.amazon.com/codedeploy/latest/userguide/reference-appspec-file-structure-permissions.html), Retrieved Date: Sep. 5, 2023, 7 Pages.

"ASP.NET Web Application Project Deployment Overview", Retrieved from: <http://msdn.microsoft.com/en-us/library/dd394698.aspx>, Sep. 21, 2010, 12 Pages.

"Chapter 9 Deploying Web Applications (Sun Java System Web Server 7.0 Developer's Guide to Java Web Applications)", Retrieved from: <http://docs.sun.com/app/docs/doc/819-2634/abxfis?a=view>, Sep. 21, 2010, 10 Pages.

"CodeDeploy application specification (AppSpec) files", Retrieved From: <https://docs.aws.amazon.com/codedeploy/latest/userguide/application-specification-files.html>, Retrieved Date: Sep. 5, 2023, 3 Pages.

"CodeDeploy AppSpec examples", Retrieved From: <https://github.com/aws-samples/aws-codedeploy-appspec-assistant/blob/master/README.md>, Retrieved Date: Sep. 5, 2023, 5 Pages.

"CodeDeploy primary components", Retrieved From: <https://docs.aws.amazon.com/codedeploy/latest/userguide/primary-components.html#primary-components-revision>, Retrieved Date: Sep. 5, 2023, 6 Pages.

"Create a deployment with CodeDeploy", Retrieved From: <https://docs.aws.amazon.com/codedeploy/latest/userguide/deployments-create.html>, Retrieved Date: Sep. 5, 2023, 1 Page.

"Deployments on an EC2/On-Premises Compute Platform", Retrieved From: <https://docs.aws.amazon.com/codedeploy/latest/userguide/deployment-steps-server.html>, Retrieved Date: Sep. 5, 2023, 8 Pages.

"Integration with other AWS services", Retrieved From: <https://docs.aws.amazon.com/codedeploy/latest/userguide/integrations-aws.html>, Retrieved Date: Sep. 5, 2023, 5 Pages.

"Package an Application for the Windows Web Application Gallery", Retrieved from: <https://docs.microsoft.com/en-us/iis/develop/windows-web-application-gallery/package-an-application-for-the-windows-web-application-gallery>, Mar. 18, 2009.

"Push a revision for CodeDeploy to Amazon S3 (EC2/On-Premises deployments only)", Retrieved From: <https://docs.aws.amazon.com/codedeploy/latest/userguide/application-revisions-push.html>, Retrieved Date: Sep. 5, 2023, 5 Pages.

"Step 2: Configure your source content to be deployed to the Amazon Linux or Red Hat Enterprise Linux Amazon EC2 Instance", Retrieved From: <https://docs.aws.amazon.com/codedeploy/latest/userguide/tutorials-wordpress-configure-content.html#tutorials-wordpress-configure-content-add-appspec-file>, Retrieved Date: Sep. 5, 2023, 6 Pages.

"Validate your AppSpec File and file location", Retrieved From: <https://docs.aws.amazon.com/codedeploy/latest/userguide/reference-appspec-file-validate.html>, Retrieved Date: Sep. 5, 2023, 1 Page.

"What is CodeDeploy?", Retrieved From: <https://docs.aws.amazon.com/codedeploy/latest/userguide/welcome.html>, Retrieved Date: Sep. 5, 2023, 12 Pages.

"Working with application revisions for CodeDeploy", Retrieved From: <https://docs.aws.amazon.com/codedeploy/latest/userguide/application-revisions.html>, Retrieved Date: Sep. 5, 2023, 1 Page.

"Notice of Allowance Issued in U.S. Appl. No. 16/377,322", dated Mar. 22, 2023, 9 Pages. (MS# 330889-US-CNT).

"Non Final Office Action Issued in U.S. Appl. No. 16/377,322", dated May 20, 2020, 27 Pages. (MS# 330889-US-CNT).

"Final Office Action Issued in U.S. Appl. No. 16/377,322", dated Oct. 28, 2020, 21 Pages. (MS # 330889-US-CNT).

"Final Office Action Issued in U.S. Appl. No. 12/972,566", dated Nov. 20, 2015, 22 Pages.

"Final Office Action Issued in U.S. Appl. No. 12/972,566", dated Jan. 9, 2015, 25 Pages.

"Final Office Action Issued in U.S. Appl. No. 12/972,566", dated May 4, 2017, 27 Pages.

"Non-Final Office Action Issued in U.S. Appl. No. 12/972,566", dated Mar. 29, 2018, 22 Pages.

"Non-Final Office Action Issued in U.S. Appl. No. 12/972,566", dated Jun. 19, 2014, 23 Pages.

"Non-Final Office Action Issued in U.S. Appl. No. 12/972,566", dated May 8, 2015, 24 Pages.

"Non-Final Office Action Issued in U.S. Appl. No. 12/972,566", dated Apr. 21, 2016, 25 Pages.

(56)

References Cited

OTHER PUBLICATIONS

“Non-Final Office Action Issued in U.S. Appl. No. 12/972,566”, dated Oct. 21, 2016, 26 Pages.

“Notice of Allowance Issued in U.S. Appl. No. 12/972,566”, dated Jan. 9, 2019, 11 Pages. (MS# 330889-US-NP).

Chandrashekar, Kirankumar, “How to Test and Debug AWS CodeDeploy Locally Before You Ship Your Code”, Retrieved From: <https://aws.amazon.com/blogs/devops/how-to-test-and-debug-aws-codedeploy-locally-before-you-ship-your-code/>, Oct. 4, 2018, 6 Pages.

Gu, Scott, “Automating Deployment with Microsoft Web Deploy”, Retrieved from: <https://weblogs.asp.net/scottgu/automating-deployment-with-microsoft-web-deploy>, Sep. 13, 2010, 34 Pages.

McKay, et al., “Automated Deployment of Enterprise Application Updates”, Retrieved from <<<http://barrysearle.sys-con.com/node/47889/mobile>>>, Jan. 24, 2005, 5 Pages.

Streicher, Martin, “Speaking UNIX: Managing multitudes of machines the mild-mannered way”, Retrieved from: http://www.ibm.com/developerworks/aixlibrary/au-spunix_remoteserver/index.html, Sep. 14, 2010, 08 Pages.

Thangarathinam, Thiru, “Deploying asp.net Applications—Part 1”, Retrieved from: <http://www.15seconds.com/issue/030806.htm>, Retrieved Date: Sep. 21, 2010, 11 Pages.

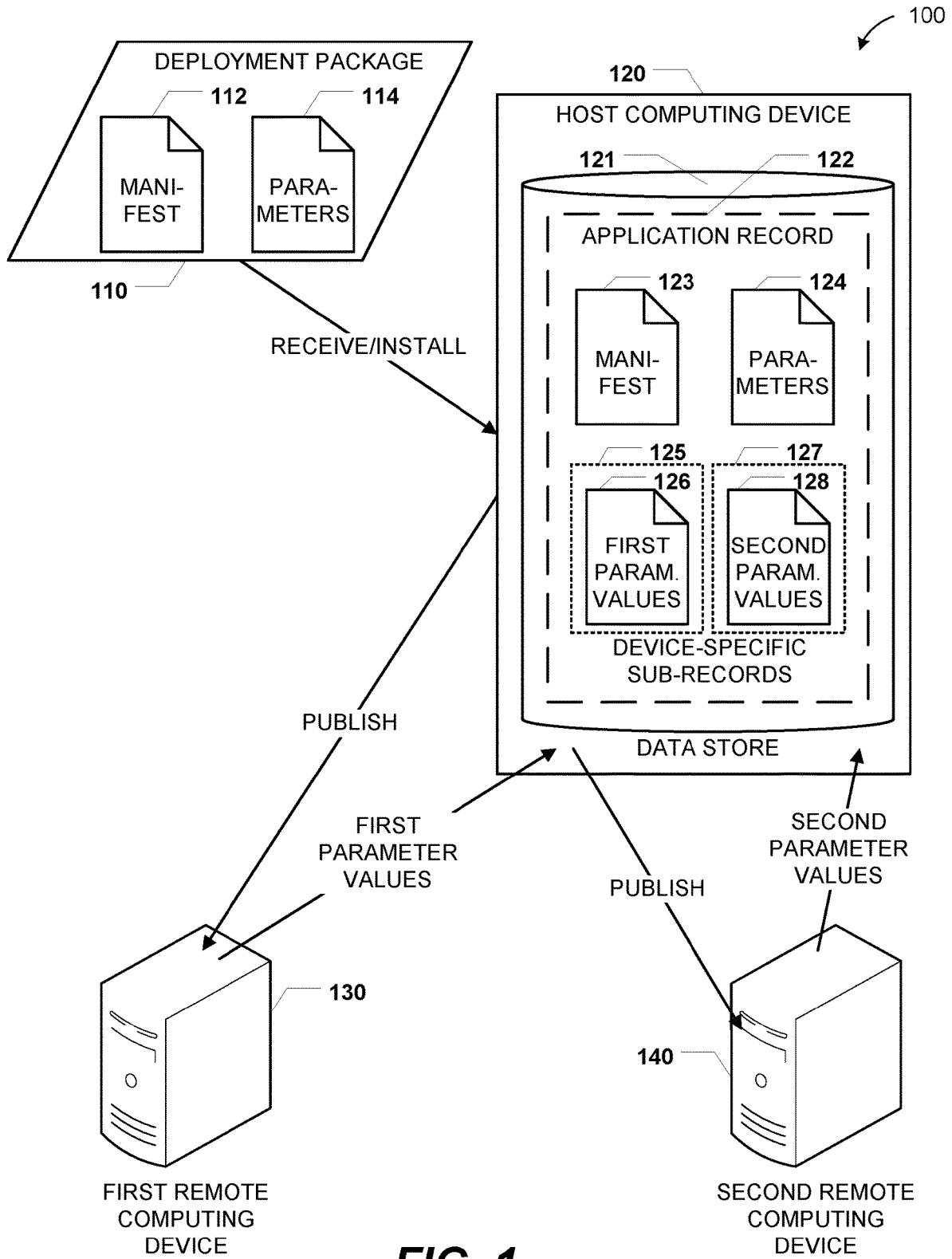


FIG. 1

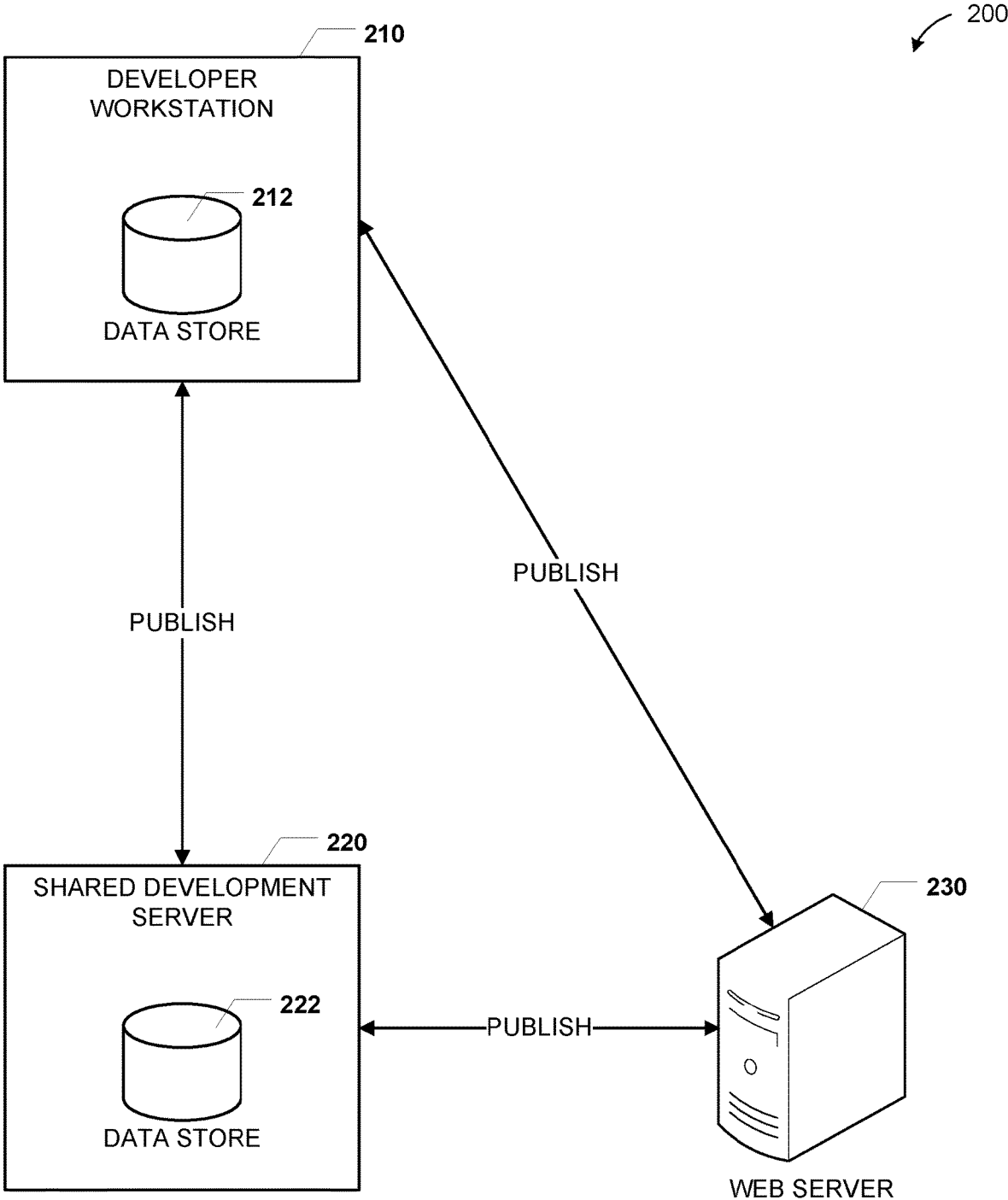


FIG. 2

300
↙

```
<MSDeploy.iisApp>  
  <iisapp path="MyApp" managedRuntimeVersion="v4.0" />  
  <setAcl path="MyApp/App_Data" setAclAccess="Modify" />  
  <setAcl path="MyApp/Media" setAclAccess="Modify" />  
  <setAcl path="MyApp/Modules" setAclAccess="Modify" />  
  <setAcl path="MyApp/Themes" setAclAccess="Modify" />  
  <dbFullSql path="install.sql" />  
</MSDeploy.iisApp>
```

MANIFEST XML FILE

FIG. 3

400

```
<parameters>
  <parameter name="Application Path" description="Full site path where you would like to install your
  application (i.e., Default Web Site/MyApp)" defaultValue="Default Web Site/MyApp" tags="iisapp">
    <parameterEntry type="ProviderPath" scope="iisapp" match="MyApp" />
  </parameter>
  <parameter name="SetAclParameter" description="Hidden - automatically sets write access for the
  app" defaultValue="{Application Path}/App_Data" tags="Hidden">
    <parameterEntry type="ProviderPath" scope="setAcl" match="MyApp/App_Data" />
  </parameter>
  <parameter name="Database Server" description="Location of your database server (i.e. server name, IP
  address, or server\instance)" defaultValue=".\SQLEXPRESS" tags="SQL, dbServer" />
  <parameter name="Database Name" description="Name of the database for MyApp."
  defaultValue="MyApp" tags="SQL, dbName">
    <parameterEntry type="TextFile" scope="install.sql" match="PlaceholderForDb" />
  </parameter>
  <parameter name="Database Username" description="User name to access you application database."
  defaultValue="MyAppuser" tags="SQL, DbUsername">
    <parameterEntry type="TextFile" scope="install.sql" match="PlaceholderForUser" />
  </parameter>
  <parameter name="Database Password" description="Password for the Database Username."
  tags="New, Password, SQL, DbUserPassword">
    <parameterEntry type="TextFile" scope="install.sql" match="PlaceholderForPassword" />
  </parameter>
  <parameter name="Settings Data Provider for SQL" description="MyApp SQL Data Provider Setting"
  defaultValue="DataProvider: SqlServer" tags="Hidden">
    <parameterEntry kind="TextFile" scope="\Settings\txt$" match="DataProvider\s*:[^\r\n]*" />
  </parameter>
  <parameter name="Settings Data Connection String for SQL" description="MyApp SQL Data
  Connection String Setting" defaultValue="DataConnectionString: Server={Database
  Server};Database={Database Name};uid={Database Username};Pwd={Database Password};"
  tags="Hidden, SQL, UserConnectionString">
    <parameterEntry kind="TextFile" scope="\Settings\txt$"
    match="DataConnectionString\s*:[^\r\n]*" />
  </parameter>
</parameters>
```

PARAMETERS XML FILE

FIG. 4

500

```
<parameters>  
<setParameter name="AppPath" value="Default Web Site/wordwrite" />  
<setParameter name="DbServer" value="localhost" />  
<setParameter name="DbName" value="wordwrite" />  
<setParameter name="DbUsername" value="wordwriteuser" />  
<setParameter name="DbPassword" value="mydbpassword" />  
<setParameter name="Key1" value="YTgQUPAbkDnX" />  
<setParameter name="Key2" value="A1kf8wjyJ4bIE" />  
<setParameter name="Key3" value="q19nJd2HZi5fRZL8kwT6ufp" />  
<setParameter name="Key4" value="V1gSErдыfaIj5CisA5aDh0rCnP08gSg" />  
<setParameter name="OriginalPackageGuid" value="dsV3EoWHg4J4lXX1tLxVR4kvNg" />  
</parameters>
```

ENCRYPTED DESTINATION-SPECIFIC PARAMETER VALUES

FIG. 5

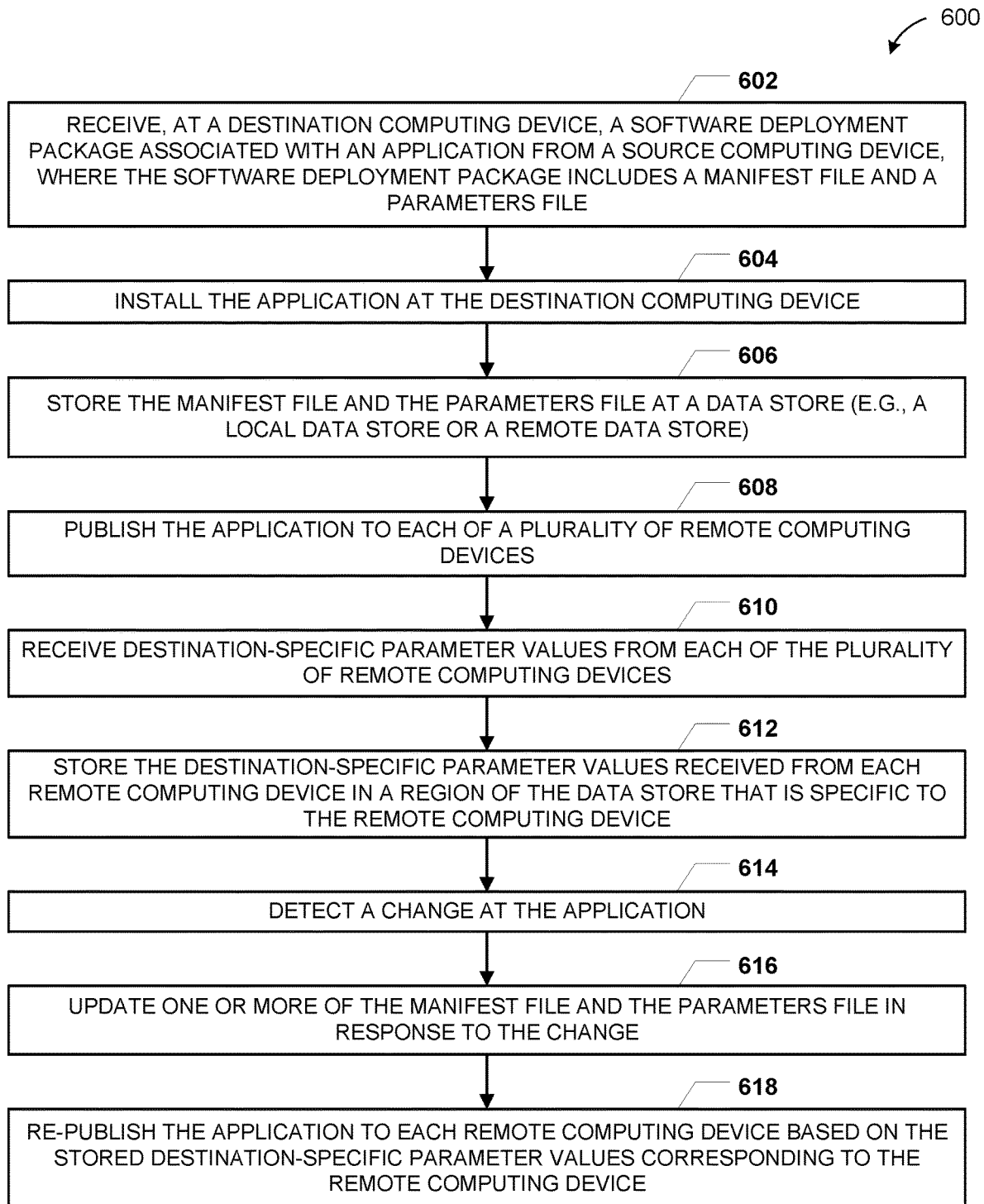


FIG. 6

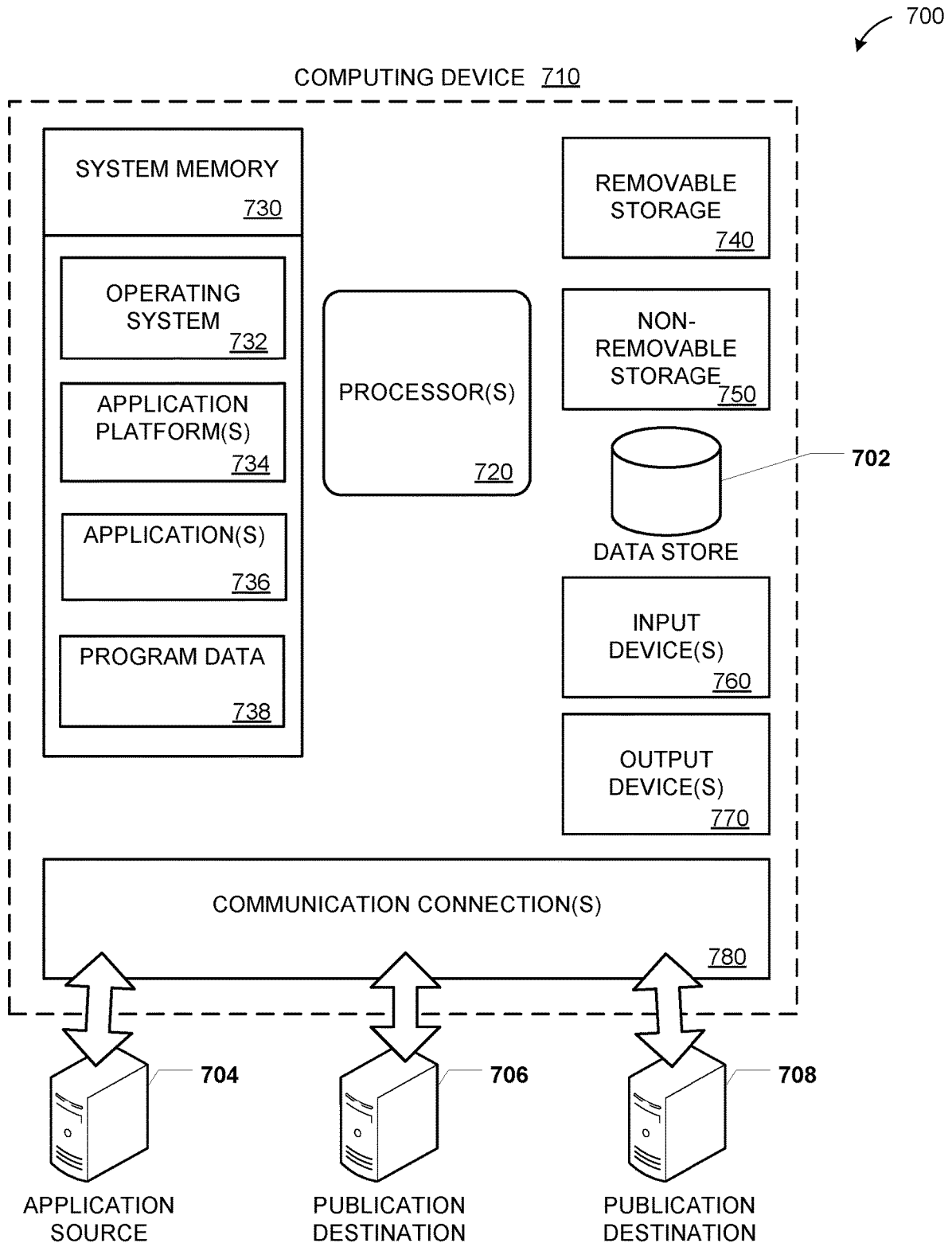


FIG. 7

SOFTWARE DEPLOYMENT TO MULTIPLE COMPUTING DEVICES

CROSS-REFERENCE TO RELATED APPLICATION(S)

This application is a continuation of U.S. patent application Ser. No. 16/377,322, filed on Apr. 8, 2019, which is a continuation of and claims priority to U.S. patent application Ser. No. 12/972,566, filed on Dec. 20, 2010, which issued as U.S. Pat. No. 10,296,317 on May 21, 2019. The entire contents of each of these applications are incorporated by reference herein in their entireties.

BACKGROUND

Software developers often make computer programs available via the Internet. For example, instead of installing a local copy of a computer program, a user may access an Internet server (e.g., a target server) that hosts the program. Before a computer program is deployed at a target server and made accessible to others, the computer program may be developed and tested on a local computer. Once the developer is satisfied with the program, the developer may create an installation package that installs the program on the target server. Once the program is installed at the target server, the installation package is discarded.

SUMMARY

Systems and methods of “continuous” publishing of an application are disclosed. A manifest file and a parameters file of a software deployment package may be stored in a central data store. The manifest file may identify components of the application, and the parameters file may identify destination-dependent settings for the application (e.g., settings that vary depending on where the application is installed). The stored files may enable re-creation of the software deployment package and re-publication of the application. For example, when the application is published and installed to a remote computing device (e.g., a target server), a user at the remote computing device may specify device-specific values for the destination-dependent parameters identified by the parameters file. Such device-specific parameter values may be collected from each device where the application is installed and may be stored in the data store on a per-device basis. When a change (e.g., a database update, a database addition, or a bug fix) is detected in the application, the application may be re-published to the remote computing device(s). The re-published application may be configured using the previously stored device-specific parameters, thereby enabling the remote computing device to automatically update the application without re-prompting the user for device-specific configuration information. In addition, if the user modifies the value of any device-specific parameter, the modified value may be transmitted to the data store. Thus, the data store may maintain an updated record of application-specific information (e.g., manifest information and parameters information) and device-specific information (e.g., device-specific parameter values for each computing device where the application is installed).

This Summary is provided to introduce a selection of concepts in a simplified form that are further described below in the Detailed Description. This Summary is not intended to identify key features or essential features of the

claimed subject matter, nor is it intended to be used to limit the scope of the claimed subject matter.

BRIEF DESCRIPTION OF THE DRAWINGS

FIG. 1 is a diagram of a particular embodiment of a system of publishing an application to multiple computing devices;

FIG. 2 is a diagram of another particular embodiment of a system of publishing an application to multiple computing devices;

FIG. 3 is a diagram to illustrate a particular embodiment of the manifest file of FIG. 1;

FIG. 4 is a diagram to illustrate a particular embodiment of the parameters file of FIG. 1;

FIG. 5 is a diagram to illustrate a particular embodiment of device-specific parameter values;

FIG. 6 is a flow diagram to illustrate a particular embodiment of a method of publishing an application to multiple computing devices; and

FIG. 7 is a block diagram of a computing environment including a computing device operable to support embodiments of computer-implemented methods, computer program products, and system components as illustrated in FIGS. 1-6.

DETAILED DESCRIPTION

The disclosed techniques may enable “continuous” publication of applications to remote computing devices. For example, manifest and parameters information of an application may be extracted from a software deployment package and may be stored at a centralized data store. The stored manifest and parameters information may enable a computing destination to serve as a publishing source that is capable of re-publishing the application to other publishing destinations. The data store may also include destination-specific parameter values for each publishing destination. For example, users at each publishing destination may provide the destination-specific values when the application is installed for the first time. When the application is subsequently modified, the modification may be propagated to the publishing destinations based on the centrally stored manifest information, the centrally stored parameters information, and the centrally stored destination-specific parameter values without prompting users for destination-specific information.

In a particular embodiment, a computer-implemented method includes storing a manifest file and a parameters file at a record (e.g., a folder) of a data store. The manifest file and the parameters file are associated with a software deployment package at a computing device. The record is specific to an application associated with the software deployment package. The method also includes publishing the application from the computing device to a first remote computing device, receiving first parameter values from the first remote computing device, and storing the first parameter values in the data store. The first parameter values are stored in a first sub-record (e.g., a sub-folder) that is specific to the first computing device. The method further includes publishing the application from the computing device to a second remote computing device, receiving second parameter values from the second remote computing device, and storing the second parameter values in the data store. The second parameter values are stored in a second sub-record that is specific to the second computing device.

In another particular embodiment, a non-transitory computer-readable storage medium includes instructions that, when executed by a computer, cause the computer to receive a software deployment package from a source computing device at a destination computing device. The software deployment package includes a manifest file identifying components of an application. The software deployment package also includes a parameters file identifying one or more destination-dependent parameters of the application. The instructions are also executable by the computer to install the application at the destination computing device and to prompt a user for values of the one or more destination-dependent parameters that are specific to the destination computing device. The instructions are further executable by the computer to transmit the values to a data store for storage.

In another particular embodiment, a computer system includes a processor and a memory that stores instructions executable by the processor to receive a software deployment package. The software deployment package includes a manifest file identifying components of an application. The software deployment package also includes a parameters file identifying one or more destination-dependent parameters of the application. The instructions are also executable to install the application and to store the manifest file and the parameters file at a data store. The instructions are further executable to publish the application to each of a plurality of remote computing devices and to receive parameter values from each of the plurality of remote computing devices. The instructions are executable to store the parameter values received from each particular remote computing device in a region of the data store that is specific to the particular computing device.

FIG. 1 is a diagram of a particular embodiment of a system 100 of publishing an application to multiple computing devices. For example, in the embodiment illustrated, a host computing device 120 may receive a software deployment package 110 associated with a particular application (e.g., web application). The host computing device 120 may publish the application to a plurality of remote computing devices (e.g., a first computing device 130 and a second computing device 140).

In a particular embodiment, the software deployment package 110 is created by a web deploy tool. The web deploy tool may be part of an integrated development environment (IDE). For example, the software deployment package 110 may be associated with an Internet information services (IIS) application and may include a manifest file 112 and a parameters file 114 that are represented in extensible markup language (XML). The manifest file 112 may identify components of the web application. For example, the components may include source code files, databases (e.g., database tables, database identifiers, or any combination thereof), and access control lists (ACLs). The manifest file 112 may also include or identify an application provider and a database provider. During installation of the application at a publishing target (e.g., a target server or a target computing device), the application provider may transfer files and data identified by the manifest file 112 to the publishing target. The database provider may create databases identified by the manifest file 112 at the publishing target. An exemplary manifest file is further described with reference to FIG. 3.

The parameters file 114 may identify configuration settings of the application. For example, the parameters file 114 may identify one or more destination-dependent parameters (e.g., services connection strings, database connection

strings, application paths, or any combination thereof). The values of such parameters may depend on where the application is installed. To illustrate, the application may make calls to a database when the application is executed. While the application is being developed at a developer's personal computer, the developer's personal computer may store a local instance of the database. Thus, a database connection string of the application under development may point to the local instance of the database (e.g., may refer to "local-host"). When the application is published to an application server, the published application may no longer be able to access the local instance of the database. Thus, the database connection string may be updated to refer to a different instance of the database. In this scenario, the parameters file 114 may identify the database connection string as a destination-dependent parameter. When the application is published, the parameters file 114 may be operable to cause the publishing destination to prompt a user for a destination-specific value for the database connection string. For example, during an installation procedure at a publishing destination, the publishing destination may create and present a user interface based on the parameters file 114, where the user interface may be configured to receive a value for the database connection string. In a particular embodiment, the parameters file 114 also identifies a default value for at least one destination-dependent parameter. An exemplary parameters file is further described with reference to FIG. 4.

The host computing device 120 may receive the software deployment package 110 and may install the corresponding application in accordance with the manifest file 112 and the parameters file 114. The host computing device 120 may also store the manifest file 112 and the parameters file 114, or copies thereof, at a data store 121 (e.g., as a manifest file 123 and a parameters file 124). For example, the manifest file 123 and the parameters file 124 may be stored in an application record 122 (e.g., a folder) that is specific to the application. The data store 121 may include application records for any number of applications. Each application record may be specific to a particular application. For example, when application records are represented by folders, the folder for an application may have the same name as the application. In some embodiments, the data store 121 is local to the host computing device, as illustrated in FIG. 1. Alternately, the data store 121 may be remote to the host computing device 120 and accessible via a network (e.g., a local area network (LAN) or the Internet).

The host computing device 120 may publish the application associated with the software deployment package 110 to the remote computing devices 130, 140. For example, initially publishing the application may include transmitting the components of the application identified by the manifest file 112 to the remote computing devices 130, 140. Publishing the application may also include configuring the transmitted application components based on the parameters file 114. For example, users at the remote computing device 130, 140 may be prompted for device-specific parameter values, and the components may be configured based on the device-specific parameter values. The device-specific parameter values may also be transmitted to and stored at the data store 121. For example, the application record 122 may include device-specific sub-records (e.g., sub-folders or data storage regions) 125 and 127 for each of the remote computing devices 130 and 140, respectively. To illustrate, the sub-folder specific to a computing device may be named using a domain name service (DNS) name, Internet protocol (IP) address, media access control (MAC) address, or other identifier of the computing device. Each sub-folder may

5

include device-specific parameter values for a corresponding remote computing device (e.g., illustrative first parameter values **126** and second parameter values **128** for the remote computing devices **130** and **140**, respectively). In a particular embodiment, the first parameter values **126** and the second parameter values **128** are represented in XML. Moreover, the first parameter values **126** and the second parameter values **128** may be encrypted. Exemplary parameter values are further described with reference to FIG. 5.

In a particular embodiment, the host computing device **120** is operable to detect a change in the application. For example, the change may include an update to a database used by the application or the addition of a new database. The change may also include source code modifications or data modifications associated with a bug fix or with a software update. In response to the change, the host computing device **120** may automatically update the stored manifest file **123**, the stored parameters file **124**, or any combination thereof. For example, the host computing device **120** may add an identifier for a new database to the manifest file **123** and may add destination-dependent parameters of the new database to the parameters file **124**.

The host computing device **120** may also re-publish the application to propagate the detected change to publishing destinations (e.g., the remote computing devices **130**, **140**). In a particular embodiment, re-publishing an application to a publishing destination includes transmitting all application files and data to the publication destination. Alternately, re-publishing the application may include transmitting only those files that have changed since the previous publication. In addition, when an application is re-published, the application components (e.g., as defined by the stored manifest file **123**) may be pre-configured based on stored parameter values. To illustrate, the application may be re-published to the first remote computing device **130** based on the stored first parameter values **126** and re-published to the second remote computing device **140** based on the stored second parameter values **128**. It will be appreciated that since re-published application components may be pre-configured for individual publishing destinations, applications may be re-published without repeatedly prompting users for device-specific configuration information.

In a particular embodiment, the data store **121** is accessible via an application programming interface (API). For example, the host computing device **120** may store and retrieve information to and from one or more of the manifest file **123**, the parameters file **124**, the first parameter values **126**, and the second parameter values **128** via the API or via a different API. The remote computing devices **130**, **140** may also communicate with the data store **121** via the API.

During operation, the host computing device **120** may receive the software deployment package **110** from a publishing source (not shown). For example, the software deployment package **110** may include the manifest file **112** and the parameters file **114**, which may describe how to install and configure a web application at the host computing device **120**. The host computing device **120** may install the web application based on the manifest file **112** and the parameters file **114**. The host computing device **120** may also save manifest information and parameters information at the data store **121** (e.g., as the manifest file **123** and the parameters file **124**). The host computing device **120** may then serve as a publishing source with respect to the remote computing devices **130**, **140**. For example, the host computing device **120** may publish the web application to the remote computing devices **130**, **140**. Each of the remote computing devices **130**, **140** may transmit values for desti-

6

nation-dependent parameters of the web application that are stored at the data store **121**. When the web application is updated, the host computing device **120** may re-publish the web application to the remote computing devices **130**, **140**.

It will be appreciated that the system **100** of FIG. 1 may enable continuous publication of applications. For example, a computing device (e.g., the host computing device **120**) may serve as a publication destination, a publication source, or both. In addition, the system **100** of FIG. 1 may provide centralized storage of publishing data such as manifest information, parameters information, and device-specific configuration information. At any point in time, the central data store (e.g., the data store **121**) may access the application-specific information (e.g., the manifest file **123** and the parameters file **124**) and the device-specific information (e.g., the first parameter values **126** and the second parameter values **128**) to re-publish the application. The system **100** of FIG. 1 may thus enable automated publication and re-publication of applications with reduced user intervention.

FIG. 2 is a diagram of another particular embodiment of a system **200** of publishing an application to multiple computing devices. The particular embodiment of FIG. 2 is described with reference to a software development enterprise. It should be noted, however, that the systems and methods disclosed herein may apply to any type of enterprise or business workflow.

As depicted in FIG. 2, a developer workstation **210** may publish an application (e.g., a web application) to a shared development server **220**. For example, the developer workstation **210** may be associated with a software developer that builds an application. When the developer is satisfied with the application, the developer may publish the application to the shared development server **220**. For example, the shared development server **220** may be a team server that is available to members of a software development team to publish "alpha" and "beta" web applications for testing. In a particular embodiment, the shared development server **220** receives a software deployment package from the developer workstation **210**. For example, the software deployment package may be similar to the software deployment package **110** of FIG. 1 and may include a manifest file and a parameters file similar to the manifest file **112** and the parameters file **114** of FIG. 1. The shared development server **220** may install the application and may prompt a user for parameter values that are specific to the shared development server **220**. The developer workstation **210** may receive the device-specific parameter values from the shared development server **220** and may store the device-specific parameter values at a data store **212**.

The application may be re-published from the developer workstation **210** to the shared development server **220** as the software developer tests and updates the application. In a particular embodiment, the shared development server **220** may receive a second (e.g., updated) software deployment package from the developer workstation **210**. The second software deployment package may include or may have been pre-configured using the previously stored device-specific parameter values from the data store **212**. The shared development server **220** may automatically update the application based on the second software deployment package without prompting the user regarding the destination-dependent parameters.

When the application is ready for production (e.g., ready to be released to the public), the application may be published to one or more web servers (e.g., including an illustrative web server **230**). In a particular embodiment, the

software developer uses the developer workstation **210** to publish the application to the web server **230**. Device-specific parameter values for the web server **230** may be stored at the data store **212**. Alternately, the application may be published to the web server **230** from the shared development server **220**, and device-specific parameter values for the web server **230** may be stored at a data store **222** of the shared development server **220**. In other embodiments, the data stores **212**, **222** may be at other locations, may be combined into a single data store, or any combination thereof.

FIG. 3 is a diagram to illustrate a particular embodiment of a manifest file **300** represented in XML. In an illustrative embodiment, the manifest file **300** may be the manifest file **112** or the manifest file **123** of FIG. 1.

In a particular embodiment, published applications are represented by a computer directory structure. For example, as illustrated in FIG. 3, a root folder “MyApp” of an Internet information services (IIS) application may serve as an IIS application path. The root directory may include one or more sub-folders that include components of the application. For example, as illustrated in FIG. 3, the “MyApp” root folder may include an “App Data” sub-folder to store application data, a “Media” sub-folder to store media, a “Modules” sub-folder to store modules, and a “Themes” sub-folder to store themes.

The manifest file **300** may also include security or access control list information for the application. For example, as illustrated in FIG. 3, each sub-folder may be associated with a “Modify” permission. Alternately, one or more of the sub-folders may have other permission values (e.g., “Read-only”). The manifest file **300** may further include or identify a database provider. For example, as illustrated in FIG. 3, an “install.sql” script may be executable at publishing destinations to create and update databases or database connections that may be used by the application.

FIG. 4 is a diagram to illustrate a particular embodiment of a parameters file **400** represented in XML. In an illustrative embodiment, the parameters file **400** may be the parameters file **114** or the parameters file **124** of FIG. 1.

The illustrated parameters file **400** FIG. 4 includes information for eight destination-dependent parameters having the names “Application Path,” “SetAclParameter,” “Database Server,” “Database Name,” “Database Username,” “Database Password,” “Settings Data Provider for SQL,” and “Settings Data Connection String for SQL.” It should be noted that information associated with any number of destination-dependent parameters may be included in a parameters file. The parameters file **400** may also include one or more of a description, a default value, and tag(s) for each destination-dependent parameter. For example, the “Application Path” parameter may have a description “Full site path where you would like to install your application (i.e. Default Web Site/MyApp),” a default value “Default Web Site/MyApp,” and a tag “iisapp.” In a particular embodiment, the name, the description, the default value, and/or the tag(s) of a parameter are used to construct a user interface that includes a prompt to accept the default value or to provide a different device-specific value for the parameter.

FIG. 5 is a diagram to illustrate a particular embodiment of destination-specific parameter values **500** corresponding to the parameters file **400** of FIG. 4.

For example, as illustrated in FIG. 5, the application path parameter may have a value “Default Web Site/wordwrite,” the database server parameter may have a value “localhost,” (e.g., indicating that the publication destination in question has a local copy of the database), the database name param-

eter may have a value “wordwrite,” the database user name parameter may have a value “wordwriteuser,” and the database password parameter may have a value “mydbpassword.”

The parameter values **500** may also include one or more encrypted values. In a particular embodiment, the encrypted values are represented as key-value pairs. For example, the illustrated parameter values **500** include four encrypted values having keys “Key1,” “Key2,” “Key3,” and “Key4.” The parameter values **500** may also include a package globally unique identifier (GUID). The package GUID may identify the software deployment package whose installation resulted in the parameter values **500**.

FIG. 6 is a flow diagram to illustrate a particular embodiment of a method **600** of publishing an application to multiple computing devices. In an illustrative embodiment, the method **600** may be performed at the system **100** of FIG. 1 or the system **200** of FIG. 2.

The method **600** may include receiving, at a destination computing device, a software deployment package associated with an application from a source computing device, at **602**. The software deployment package may include a manifest file and a parameters file. For example, in FIG. 1, the host computing device **120** may receive the software deployment package **110**, which includes the manifest file **112** and the parameters file **114**.

The method **600** may also include installing the application at the destination computing device, at **604**, and storing the manifest file and the parameters file at a data store, at **606**. The data store may be a local data store or a remote data store. For example, in FIG. 1, the host computing device **120** may install the application and may store the manifest file **123** and the parameters file **124** at the data store **121**.

The method **600** may further include publishing the application to each of a plurality of remote computing devices, at **608**, and receiving destination-specific parameter values from each of the plurality of remote computing devices, at **610**. For example, in FIG. 1, the host computing device **120** may publish the application to the remote computing devices **130** and **140**. The host computing device **120** may receive the first parameter values **126** from the first remote computing device **130** and the second parameter values **128** from the second remote computing device **140**.

The method **600** may include storing the destination-specific parameter values received from each remote computing device in a region of the data store that is specific to the remote computing device, at **612**. For example, in FIG. 1, the first parameter values **126** may be stored in the first sub-record **125** and the second parameter values **128** may be stored in the second sub-record **127**.

The method **600** may also include detecting a change in the application, at **614**, and updating one or more of the manifest file and the parameters file in response to the change, at **616**. For example, in FIG. 1, the host computing device **120** may update one or more of the manifest file **123** and the parameters file **124** in response to the change.

The method **600** may further include re-publishing the application to each remote computing device based on the stored destination-specific parameter values corresponding to the remote computing device, at **618**. For example, in FIG. 1, the host computing device **120** may re-publish the application to the remote computing devices **130**, **140**. Application components transmitted to the first remote computing device **130** may include or may be pre-configured based on the first parameter values **126**. Application components that are transmitted to the second remote computing device **140** may include or may be pre-configured based on

the second parameter values **128**. For example, a database connection string for the first remote computing device **130** may be pre-configured to point to a local database instance at the first computing device, and a database connection string for the second remote computing device **140** may be pre-configured to point to a remote database instance accessible via the Internet.

FIG. 7 shows a block diagram of a computing environment **700** including a computing device **710** operable to support embodiments of computer-implemented methods, computer program products, and system components according to the present disclosure. For example, the computing device **710** or components thereof may include, implement, or be included as a component of the system **100** of FIG. 1 or the system **200** of FIG. 2.

The computing device **710** includes at least one processor **720** and a system memory **730**. For example, the computing device **710** may be a desktop computer, a laptop computer, a tablet computer, a mobile phone, a server, or any other fixed or mobile computing device. Depending on the configuration and type of computing device, the system memory **730** may be volatile (such as random access memory or "RAM"), non-volatile (such as read-only memory or "ROM," flash memory, and similar memory devices that maintain stored data even when power is not provided), non-transitory, or some other memory. The system memory **730** may include an operating system **732**, one or more application platforms **734**, one or more applications, and program data **738**.

The computing device **710** may also have additional features or functionality. For example, the computing device **710** may also include removable and/or non-removable additional data storage devices, such as magnetic disks, optical disks, tape, and memory cards. Such additional storage is illustrated in FIG. 7 by removable storage **740** and non-removable storage **750**. Computer storage media may include volatile and/or non-volatile storage and removable and/or non-removable media implemented in any technology for storage of information, such as computer-readable instructions, data structures, program components, or other data. The system memory **730**, the removable storage **740**, and the non-removable storage **750** are each examples of computer storage media. The computer storage media includes, but is not limited to, RAM, ROM, electrically erasable programmable read-only memory (EEPROM), flash memory or other memory technology, compact disks (CD), digital versatile disks (DVD) or other optical storage, magnetic cassettes, magnetic tape, magnetic disk storage or other magnetic storage devices, or any other medium that can be used to store information and that can be accessed by the computing device **710**. Any such computer storage media may be part of the computing device **710**. In a particular embodiment, the computing device **710** also includes a data store **702**. For example, the data store may be the data store **121** of FIG. 1, the data store **212** of FIG. 2, or the data store **222** of FIG. 2. The data store **702** may be implemented as a separate storage device or as part of the removable storage **740**, the non-removable storage **750**, or both.

The computing device **710** may also have input device(s) **760**, such as a keyboard, mouse, pen, voice input device, touch input device, etc. connected via one or more input interfaces. Output device(s) **770**, such as a display, speakers, printer, etc. may also be included and connected via one or more output interfaces.

The computing device **710** also contains one or more communication connections **780** that allow the computing

device **710** to communicate with other computing devices over a wired or a wireless network. For example, the one or more communication connections **780** may represent an interface that communicates with the other computing devices via a network. In a particular embodiment, the communication connections **780** enable the computing device **710** to communicate with one or more application sources (e.g., an illustrative application source **704**) and one or more publication destinations (e.g., illustrative publication destinations **706**, **708**). In a particular embodiment, the data store **702** is external to the computing device **710** and is accessible via the communication connections **780**.

It will be appreciated that not all of the components or devices illustrated in FIG. 7 or otherwise described in the previous paragraphs are necessary to support embodiments as herein described. For example, the removable storage **740** may be optional.

The illustrations of the embodiments described herein are intended to provide a general understanding of the structure of the various embodiments. The illustrations are not intended to serve as a complete description of all of the elements and features of apparatus and systems that utilize the structures or methods described herein. Many other embodiments may be apparent to those of skill in the art upon reviewing the disclosure. Other embodiments may be utilized and derived from the disclosure, such that structural and logical substitutions and changes may be made without departing from the scope of the disclosure. Accordingly, the disclosure and the figures are to be regarded as illustrative rather than restrictive.

Those of skill would further appreciate that the various illustrative logical blocks, configurations, modules, and process steps or instructions described in connection with the embodiments disclosed herein may be implemented as electronic hardware or computer software. Various illustrative components, blocks, configurations, modules, or steps have been described generally in terms of their functionality. Whether such functionality is implemented as hardware or software depends upon the particular application and design constraints imposed on the overall system. Skilled artisans may implement the described functionality in varying ways for each particular application, but such implementation decisions should not be interpreted as causing a departure from the scope of the present disclosure.

The steps of a method described in connection with the embodiments disclosed herein may be embodied directly in hardware, in a software module executed by a processor, or in a combination of the two. A software module may reside in computer readable media, such as random access memory (RAM), flash memory, read only memory (ROM), registers, a hard disk, a removable disk, a CD-ROM, or any other form of storage medium known in the art. An exemplary storage medium is coupled to a processor such that the processor can read information from, and write information to, the storage medium. In the alternative, the storage medium may be integral to the processor or the processor and the storage medium may reside as discrete components in a computing device or computer system.

Although specific embodiments have been illustrated and described herein, it should be appreciated that any subsequent arrangement designed to achieve the same or similar purpose may be substituted for the specific embodiments shown. This disclosure is intended to cover any and all subsequent adaptations or variations of various embodiments.

The Abstract is provided with the understanding that it will not be used to interpret or limit the scope or meaning of

11

the claims. In addition, in the foregoing Detailed Description, various features may be grouped together or described in a single embodiment for the purpose of streamlining the disclosure. This disclosure is not to be interpreted as reflecting an intention that the claimed embodiments require more features than are expressly recited in each claim. Rather, as the following claims reflect, inventive subject matter may be directed to less than all of the features of any of the disclosed embodiments.

The previous description of the embodiments is provided to enable a person skilled in the art to make or use the embodiments. Various modifications to these embodiments will be readily apparent to those skilled in the art, and the generic principles defined herein may be applied to other embodiments without departing from the scope of the disclosure. Thus, the present disclosure is not intended to be limited to the embodiments shown herein but is to be accorded the widest scope possible consistent with the principles and novel features as defined by the following claims.

What is claimed is:

1. A computer system, comprising:
a processor; and
a memory storing instructions executable by the processor to cause the computer system to:
receive an application to be installed in a remote client device, the application having a manifest file and a parameters file associated, wherein the manifest file identifies components of the application while the parameters file identifies configuration settings of the application;
transmit the components of the application identified by the manifest file to be installed on the remote client device in accordance with the configuration settings in the parameter file;
receive and store in the data store, parameter values from the remote client device, the parameter values (i) being received from a user at the remote client device during an initial installation of the application on the remote client device and (ii) identifying destination-dependent configuration settings related to configuration of the initial installation of the application at the remote client device;
upon detecting a change in the application, pre-configure the application with the detected change based on the parameter values received from the user during the initial installation of the application on the remote client device and stored in the data store; and re-transmit the pre-configured application to be installed in the remote client device.
2. The computer system of claim 1, the instructions being further executable by the processor for causing the computer system to:
upon detecting the change in the application, automatically updating at least one of the manifest file or the parameters file at the data store in response to the change.
3. The computer system of claim 1, wherein re-transmitting the application includes re-transmitting the application to the remote client device without prompting the user of the remote client device for the parameter values identifying destination-dependent configuration settings for installing the republished application at the remote client device.

12

4. The computer system of claim 1, the instructions being further executable by the processor for causing the computer system to:

receive the application from an application source; and install the application at a server configured to publish the application to the remote client device.

5. The computer system of claim 4, wherein the data store is located at the server.

6. The computer system of claim 4, wherein the data store is remote to the server.

7. The computer system of claim 4, wherein the data store is accessible by the remote client device via an application programming interface (API).

8. The computer system of claim 1, wherein receiving the parameter values from the remote client device includes receiving the parameter values provided by a user of the remote client device.

9. The computer system of claim 1, wherein the one or more components include one or more source code files associated with the application, one or more database identifiers of one or more databases associated with the application, one or more access control lists (ACLS) associated with the application, an application provider to transfer application files to a publishing destination, a database provider to transfer database content to the publishing destination, or any combination thereof.

10. The computer system of claim 1, wherein the parameter values include at least one of a key, a database location, or an application path.

11. The computer system of claim 1, wherein the parameters file is useable to generate, at a user interface of the remote client device, a prompt for the parameter values and to transmit received parameter values to the data store.

12. The computer system of claim 1, the instructions being further executable by the processor for causing the computer system to:

transmit the components of the application identified by the manifest file to a plurality of remote client devices including the remote client device; and

configure the transmitted components of the application based on one or more of the parameters file and stored parameter values at the data store that are specific to each of the plurality of remote client devices.

13. The computer system of claim 1, wherein the manifest file and the parameters file are each represented in extensible markup language (XML).

14. The computer system of claim 1, wherein the application comprises an Internet information services (IIS) web application.

15. A computer system, comprising:
a processor; and

a memory storing instructions executable by the processor to cause the computer system to:

receive a software deployment package at a destination client device from and published by a source computing device, wherein the software deployment package includes an application, a manifest file identifying components of the application and a parameters file identifying one or more destination-dependent configuration settings of the application; in response to the received software deployment package,

prompt a user for parameter values identifying one or more destination-dependent configuration settings applicable for performing an initial installation of the application on the destination client device;

13

receive, from the user, the parameter values identifying the one or more destination-dependent configuration settings that are related to configuration of installing the application on the destination client device and specific to the destination client device;
 install the application at the destination client device in accordance with the received parameter values;
 transmit the received parameter values from the user and specific to the destination client device to the source computing device; and
 subsequently, receive and install a re-published application at the destination client device, the re-published application comprising a pre-configured application configured based on the transmitted parameter values from the destination client device to the source computing device and are specific to the destination client device.

16. The computer system of claim 15 wherein: the one or more destination-dependent configuration settings include one or more of an application path, a database server, a database name, a database password, a data provider, or a data connection string applicable to installing the application on the destination client device.
17. A computer-implemented method, comprising: receiving a software deployment package, wherein the software deployment package includes an application, a manifest file identifying components of the application and a parameters file identifying one or more destination-dependent configuration settings of the application;

14

storing the manifest file and the parameters file at a data store;
 transmitting the components of the application identified by the manifest file along with the parameter file to be installed in a plurality of remote client devices;
 receiving and storing parameter values from each of the plurality of remote client devices, the parameter values (i) being received from a user at each of the remote client devices and (ii) identifying destination-dependent configuration settings applicable to configuration of installation of the application at each of the remote client devices;
 upon detecting a change in the application, pre-configuring versions of the application for each of the plurality of the remote client devices by configuring the application with the change based on at least one stored parameter value associated with and specific to each of the remote client devices; and
 re-transmitting the pre-configured versions of the application to the plurality of remote client devices.

18. The method of claim 17, wherein the one or more destination-dependent configuration settings include at least one of a key, a database location, or an application path.
19. The method of claim 17, wherein the stored parameter values are encrypted.
20. The method of claim 17, wherein the one or more destination-dependent configuration settings includes at least one of a key, a database location, or an application path.

* * * * *