



US 20180328204A1

(19) **United States**

(12) **Patent Application Publication**

Scholl et al.

(10) **Pub. No.: US 2018/0328204 A1**

(43) **Pub. Date: Nov. 15, 2018**

(54) **OPTIMIZED AERODYNAMIC PROFILE FOR A TURBINE VANE, IN PARTICULAR FOR A NOZZLE OF A TURBINE**

Publication Classification

(51) **Int. Cl.**
F01D 9/04 (2006.01)

(52) **U.S. Cl.**
CPC *F01D 9/041* (2013.01); *F05D 2220/323* (2013.01); *F05D 2240/128* (2013.01); *F05D 2250/74* (2013.01)

(71) Applicant: **Safran Aircraft Engines**, Paris (FR)

(72) Inventors: **Guillaume Jochen Scholl**, Clamart (FR); **Daniel Marius MAN**, Marolles En Brie (FR); **Thomas Michel Julien MERVANT**, Paris (FR); **Ludovic PINTAT**, Cesson (FR); **Renaud Gabriel Constant ROYAN**, Sucy En Brie (FR)

(57) **ABSTRACT**

When cold and in the non-coated state, the aerodynamic profile is substantially identical to a nominal profile determined by the Cartesian coordinates X,Y, Zadm given in Table 1, in which the coordinate Zadm is the quotient D/H where D is the distance of the point under consideration from a first reference plane P0 situated at the base of the nominal profile, and H is the height of said profile measured from the first reference plane to a second reference plane P1. The measurements D and H are taken radially relative to the axis of the turbine, while the X coordinate is measured in the axial direction of the turbine.

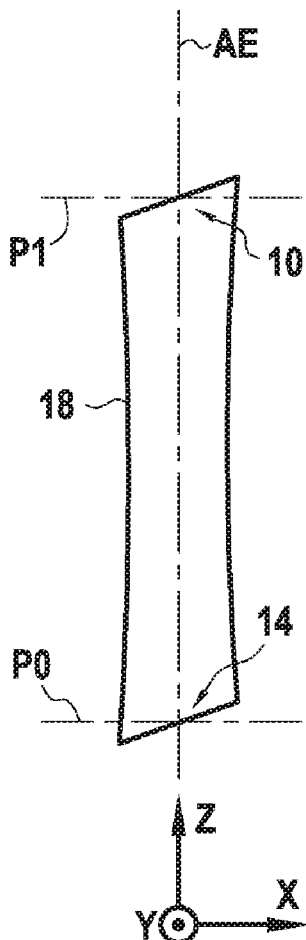
(73) Assignee: **Safran Aircraft Engines**, Paris (FR)

(21) Appl. No.: **15/976,081**

(22) Filed: **May 10, 2018**

Related U.S. Application Data

(60) Provisional application No. 62/504,556, filed on May 11, 2017.



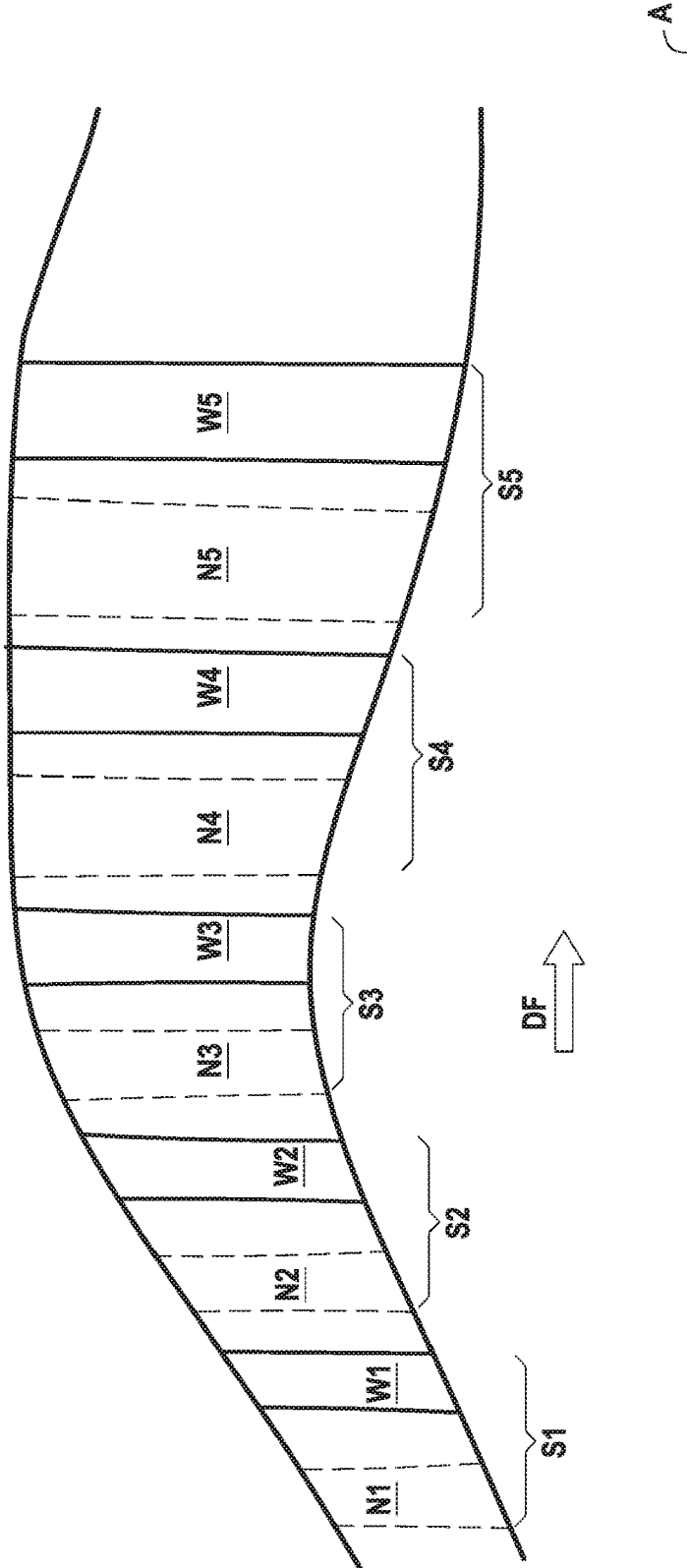


FIG.1

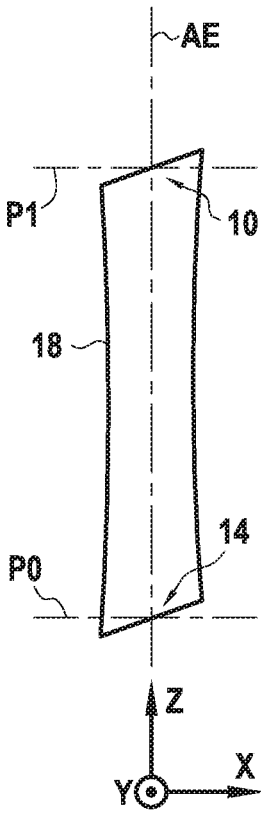


FIG.2

**OPTIMIZED AERODYNAMIC PROFILE FOR
A TURBINE VANE, IN PARTICULAR FOR A
NOZZLE OF A TURBINE**

CROSS-REFERENCE TO RELATED
APPLICATION

[0001] This application claims the benefit of priority to U.S. Patent Application No. 62/504,556, filed on May 11, 2017, the entirety of which is incorporated by reference herein.

INTRODUCTION

[0002] The present disclosure relates to an aerodynamic profile for a turbine vane.

[0003] In particular, the disclosure relates to the aerodynamic profile of a nozzle vane forming a portion of the stator of a gas turbine, and more particularly of a low pressure turbine of the type used in a turbojet of an aircraft.

[0004] The disclosure relates in particular to a nozzle vane of a turbine having a plurality of stages, preferably five stages.

[0005] Such a profile should enable the turbine to provide the desired efficiency, and in order to do that it must be such that the flow of air around the profile is sound over the working spectrum of the turbine, i.e. substantially such that it does not give rise to turbulence, which is harmful for overall efficiency.

[0006] It must be capable of being installed properly in the environment of the engine, and in particular, for a nozzle vane forming a portion of the stator of the turbine, it must be capable of being fastened easily to the sectors of the foot platform (the zone of the vane that is furthest from the axis of rotation of the turbine) and of the head platform (the zone that is closest to said axis). Furthermore, this part must present a profile enabling it to be manufactured in a reliable and cost-effective manner by available manufacturing methods, such as casting, forging, machining, additive fabrication, or else weaving, without this list being limitative.

[0007] Furthermore, the profile of the vane must enable it to withstand the mechanical stresses, to which the vane is subjected, by enabling those stresses to be spread over the entire vane in such a manner as to avoid premature wear thereof. This spreading must apply both in static mode and in dynamic mode.

[0008] An object of the disclosure is to propose an aerodynamic profile for a turbine vane that is optimized, and capable of satisfying those objectives.

[0009] This object is achieved by the fact that when cold and in a non-coated state, said profile is substantially identical to a nominal profile determined by the Cartesian coordinates X,Y,Zadim given in Table 1, in which the coordinate Zadim is the quotient D/H where D is the distance of the point P under consideration from a reference X,Y plane situated at the base of the nominal profile, and H is the height of said profile measured from said reference plane that is the intersection of the stacking axis of the vane and the axisymmetric surface of the hub, out to a second reference plane that is the intersection of said stacking axis with the axisymmetric surface of the casing, the measurements D and H being taken radially relative to the axis of the turbine, while the coordinate X is measured in the axial direction of the turbine.

[0010] This profile has been determined as a result of numerous tests and simulations. It is defined cold, i.e. at an ambient temperature of 20° C. That is a reference temperature at which the profile is geometrically determined. The above-mentioned objectives of aerodynamics and mechanical optimization are naturally valid for the conditions of use of this aerodynamic profile, i.e. when hot, at a temperature that is stabilized when the engine of which the turbine forms a part is being used under cruising conditions.

[0011] Furthermore, the aerodynamic profile of the disclosure is defined in the non-coated state. Since turbine vanes are subjected to high temperature gradients, it is common practice for them to be provided with a coating having thermal properties enabling them more easily to withstand such temperature variations. The profile is determined prior to installing such a coating.

[0012] It is stated above that the profile of the disclosure is “substantially identical” to the nominal profile. This means that the profile may depart very slightly from said nominal profile.

[0013] The aerodynamic profile is thus preferably defined within an envelope of ± 1 millimeter (mm) in a direction normal to the surface of the nominal profile.

[0014] It is also preferable for the X,Y coordinates of the aerodynamic profile to lie within a range of $\pm 5\%$ relative to the X,Y coordinates of the nominal profile.

[0015] In addition, the aerodynamic profile may be positioned rotated within $\pm 10^\circ$, particularly within $\pm 5^\circ$, more particularly within $\pm 3^\circ$, with respect to the radial axis of the vane, along which the coordinate Zadim is measured.

[0016] These variations take account in particular to at least one of manufacturing tolerances of the profile, the setting of the profile to adapt to the environment when in operation, and possible deformation occurring when mounting the vane and integrating the same in the nozzle.

[0017] With a nozzle vane, i.e. a portion of the stator of a turbine, the profile serves to orient the fluid correctly for the turbine blades that are situated downstream, and that belong in particular to the rotary wheel of the same stage of the turbine.

BRIEF DESCRIPTION OF THE DRAWINGS

[0018] The disclosure can be better understood and its advantages appear better on reading the following detailed description of an embodiment given by way of non-limiting example. The description refers to the accompanying drawings, in which:

[0019] FIG. 1 is a fragmentary axial diagrammatic section view of a turbine including a vane of profile that corresponds to that of the present disclosure;

[0020] FIG. 2 shows a vane of the turbine.

DETAILED DESCRIPTION

[0021] The turbine shown in axial section in FIG. 1 comprises five stages referenced respectively S1 to S5. In the direction DF going from upstream to downstream, each stage comprises a nozzle that forms a portion of the stator of the turbine and that has a plurality of radially-oriented vanes, and a rotary wheel that forms a portion of the rotor of the turbine and that likewise includes a plurality of radially-oriented blades.

[0022] In FIG. 1, the vanes of the nozzles of stages S1 to S5 are given references N1 to N5 (these vanes are shown in

dashed lines, for ease of representation), whereas the blades of rotary wheels of stages S1 to S5 are given respective references W1 to W5.

[0023] In known manner, the vanes of the nozzles are fastened at both ends to stationary structure portions, while the blades of the rotary wheels are fastened to a rotary disk via their roots that are formed at their radially-inner ends closer to the axis of the rotation A of the turbine. The disks forming parts of the wheels W1 to W5 are constrained to rotate together.

[0024] The disclosure relates a vane of one of the nozzles of the turbine that, as mentioned above, preferably comprises five stages as shown, without this number being limiting.

[0025] As best seen in FIG. 2, via its foot 10, which is its end remote from the axis of rotation A, the vane is fastened to the outer ring of the turbine, which ring is stationary in rotation. Via its head 14, formed by its end closer to the axis of rotation A, the vane is fastened to an inner shroud of the turbine. By convention, the aerodynamic profile 18 of the vane is the entire portion of said vane that extends radially outwards from its head 14 to its foot 10 without incorporating the fastenings respectively to the outer ring and to the inner shroud.

[0026] In FIG. 2, there can be seen a frame of reference comprising Cartesian coordinates X,Y,Z. The radial direction Z is the height direction of the vane, which extends radially from its head to its foot. This direction Z is perpendicular to the axial direction X which is the direction of the axis of rotation A of the turbine. The direction Y is perpendicular to the X,Z plane and is therefore tangential to the direction of rotation of the turbine.

[0027] The nominal profile from which the aerodynamic profile of the disclosure is determined is defined in following Table 1 of coordinates, in which the coordinate Zadim, measured along the axis Z is non-dimensional, whereas the dimensions X and Y, respectively measured along the axes X and Y, are expressed in millimeters.

TABLE 1-continued

X	Y	Zadim
-2.15871	-0.10328	-0.150
-1.71083	0.750898	-0.150
-1.30849	1.61002	-0.150
-0.94582	2.46392	-0.150
-0.61577	3.303181	-0.150
-0.31308	4.120109	-0.150
-0.03439	4.908414	-0.150
0.222654	5.662702	-0.150
0.459527	6.378374	-0.150
0.677931	7.051249	-0.150
0.877652	7.678273	-0.150
1.060006	8.256431	-0.150
1.224417	8.78388	-0.150
1.370878	9.259205	-0.150
1.49972	9.681538	-0.150
1.611224	10.05073	-0.150
1.705819	10.36732	-0.150
1.784127	10.63259	-0.150
1.847942	10.84832	-0.150
1.894873	11.01834	-0.150
1.886217	11.14977	-0.150
1.83709	11.2275	-0.150
1.791752	11.26375	-0.150
1.75137	11.28259	-0.150
1.712049	11.29219	-0.150
1.659347	11.29325	-0.150
1.579716	11.26793	-0.150
1.49604	11.18251	-0.150
1.439238	11.03272	-0.150
1.366325	10.84184	-0.150
1.276772	10.60711	-0.150
1.168819	10.32708	-0.150
1.041875	10.0006	-0.150
0.89534	9.627275	-0.150
0.728923	9.207281	-0.150
0.542093	8.741544	-0.150
0.335637	8.231076	-0.150
0.108566	7.678177	-0.150
-0.13817	7.084882	-0.150
-0.40594	6.454694	-0.150
-0.6943	5.790812	-0.150
-1.00569	5.098149	-0.150
-1.34174	4.381748	-0.150
-1.70301	3.646599	-0.150
-2.09215	2.899194	-0.150
-2.51554	2.148719	-0.150
-2.97809	1.404758	-0.150
-3.48265	0.67694	-0.150
-4.03128	-0.02427	-0.150
-4.62849	-0.68434	-0.150
-5.27817	-1.28537	-0.150
-5.97815	-1.81048	-0.150
-6.71661	-2.25175	-0.150
-7.47904	-2.60616	-0.150
-8.24799	-2.88167	-0.150
-9.00631	-3.098	-0.150
-9.74181	-3.27403	-0.150
-10.446	-3.42457	-0.150
-11.1148	-3.55053	-0.150
-11.745	-3.64934	-0.150
-12.3333	-3.71831	-0.150
-12.8765	-3.75865	-0.150
-13.3714	-3.77765	-0.150
-13.8157	-3.78504	-0.150
-14.2087	-3.79217	-0.150
-14.5498	-3.80737	-0.150
-14.8382	-3.84123	-0.150
-15.0723	-3.89709	-0.150
-15.2492	-3.97363	-0.150
-15.3665	-4.06315	-0.150
-15.4372	-4.142	-0.150
-15.7148	-2.889	-0.075
-15.7396	-2.93593	-0.075
-15.7588	-3.01063	-0.075
-15.7493	-3.12929	-0.075

TABLE 1

X	Y	Zadim
-15.4967	-4.24116	-0.150
-15.5137	-4.29028	-0.150
-15.5216	-4.36542	-0.150
-15.4956	-4.47905	-0.150
-15.4085	-4.6162	-0.150
-15.2503	-4.7576	-0.150
-15.0259	-4.89843	-0.150
-14.7365	-5.03423	-0.150
-14.3828	-5.16159	-0.150
-13.9657	-5.27668	-0.150
-13.4864	-5.37522	-0.150
-12.9467	-5.45286	-0.150
-12.3493	-5.50425	-0.150
-11.6972	-5.52132	-0.150
-10.9954	-5.49767	-0.150
-10.2493	-5.42897	-0.150
-9.46517	-5.31192	-0.150
-8.64941	-5.14515	-0.150
-7.80968	-4.92459	-0.150
-6.95863	-4.63397	-0.150
-6.11449	-4.25411	-0.150
-5.29827	-3.77373	-0.150
-4.53581	-3.18484	-0.150
-3.84128	-2.50138	-0.150
-3.21626	-1.74652	-0.150
-2.65809	-0.94073	-0.150

TABLE 1-continued

X	Y	Zadim
-15.6839	-3.28167	-0.075
-15.5504	-3.45221	-0.075
-15.3516	-3.63549	-0.075
-15.0871	-3.82668	-0.075
-14.7571	-4.0225	-0.075
-14.3613	-4.21848	-0.075
-13.8998	-4.40971	-0.075
-13.3735	-4.59058	-0.075
-12.7835	-4.75388	-0.075
-12.1317	-4.88981	-0.075
-11.4218	-4.98916	-0.075
-10.6588	-5.04237	-0.075
-9.84951	-5.03988	-0.075
-9.00227	-4.972	-0.075
-8.128	-4.82653	-0.075
-7.24176	-4.5869	-0.075
-6.36389	-4.23716	-0.075
-5.51712	-3.77054	-0.075
-4.72318	-3.19023	-0.075
-3.9944	-2.51334	-0.075
-3.33332	-1.76255	-0.075
-2.7364	-0.95952	-0.075
-2.19685	-0.12317	-0.075
-1.70773	0.731265	-0.075
-1.26299	1.591487	-0.075
-0.858	2.44753	-0.075
-0.48674	3.289924	-0.075
-0.14437	4.110697	-0.075
0.172351	4.903262	-0.075
0.465606	5.662015	-0.075
0.736852	6.382154	-0.075
0.987475	7.059415	-0.075
1.21762	7.690506	-0.075
1.428252	8.272398	-0.075
1.618923	8.803159	-0.075
1.789593	9.281335	-0.075
1.94047	9.706062	-0.075
2.071683	10.07723	-0.075
2.183692	10.39538	-0.075
2.27693	10.66189	-0.075
2.353104	10.87852	-0.075
2.410152	11.0493	-0.075
2.410381	11.18378	-0.075
2.364208	11.26552	-0.075
2.319495	11.30439	-0.075
2.278968	11.32505	-0.075
2.239605	11.33598	-0.075
2.186461	11.3386	-0.075
2.105501	11.31506	-0.075
2.018792	11.231	-0.075
1.953484	11.08307	-0.075
1.869691	10.89462	-0.075
1.76701	10.66277	-0.075
1.643816	10.38603	-0.075
1.499582	10.06322	-0.075
1.333842	9.693907	-0.075
1.146456	9.278207	-0.075
0.937103	8.817	-0.075
0.706402	8.311364	-0.075
0.4538	7.763498	-0.075
0.18003	7.17556	-0.075
-0.11581	6.550966	-0.075
-0.43354	5.893119	-0.075
-0.77505	5.206868	-0.075
-1.14136	4.497132	-0.075
-1.53375	3.769408	-0.075
-1.95471	3.03039	-0.075
-2.40884	2.288663	-0.075
-2.89966	1.553201	-0.075
-3.43003	0.833688	-0.075
-4.00228	0.14083	-0.075
-4.61999	-0.51155	-0.075
-5.28558	-1.10731	-0.075
-5.99722	-1.63039	-0.075
-6.74631	-2.06949	-0.075

TABLE 1-continued

X	Y	Zadim
-7.51979	-2.41876	-0.075
-8.3015	-2.68096	-0.075
-9.07541	-2.86707	-0.075
-9.82865	-2.99083	-0.075
-10.5517	-3.06505	-0.075
-11.2379	-3.09699	-0.075
-11.8816	-3.09199	-0.075
-12.4784	-3.05491	-0.075
-13.0246	-2.99192	-0.075
-13.5182	-2.91364	-0.075
-13.9591	-2.83086	-0.075
-14.3485	-2.75517	-0.075
-14.6878	-2.69495	-0.075
-14.9787	-2.65866	-0.075
-15.2215	-2.65366	-0.075
-15.414	-2.68154	-0.075
-15.5515	-2.73876	-0.075
-15.6387	-2.80061	-0.075
-15.7456	-2.30652	0.000
-15.7755	-2.35194	0.000
-15.8021	-2.4263	0.000
-15.804	-2.54819	0.000
-15.7542	-2.7106	0.000
-15.64	-2.90076	0.000
-15.4623	-3.11318	0.000
-15.2197	-3.34305	0.000
-14.9115	-3.58688	0.000
-14.5367	-3.84013	0.000
-14.0944	-4.09731	0.000
-13.5844	-4.35182	0.000
-13.0066	-4.59504	0.000
-12.3614	-4.81574	0.000
-11.6513	-5.00203	0.000
-10.8802	-5.1396	0.000
-10.0545	-5.21258	0.000
-9.18404	-5.20348	0.000
-8.28306	-5.09318	0.000
-7.37094	-4.86495	0.000
-6.47191	-4.50661	0.000
-5.61094	-4.01753	0.000
-4.80703	-3.41079	0.000
-4.07073	-2.70686	0.000
-3.4041	-1.92886	0.000
-2.80236	-1.09938	0.000
-2.25883	-0.23704	0.000
-1.76645	0.642871	0.000
-1.31877	1.527869	0.000
-0.91092	2.407841	0.000
-0.53755	3.27358	0.000
-0.19374	4.117003	0.000
0.123967	4.931347	0.000
0.417944	5.710864	0.000
0.689801	6.450615	0.000
0.940901	7.146275	0.000
1.17184	7.794335	0.000
1.383409	8.391774	0.000
1.575372	8.936535	0.000
1.747718	9.42713	0.000
1.900563	9.862713	0.000
2.03394	10.24321	0.000
2.148252	10.56919	0.000
2.243754	10.84212	0.000
2.321955	11.06393	0.000
2.381026	11.23862	0.000
2.384307	11.3763	0.000
2.337407	11.46024	0.000
2.291388	11.49978	0.000
2.249607	11.5204	0.000
2.209487	11.53077	0.000
2.155535	11.53227	0.000
2.074099	11.50615	0.000
1.988575	11.41844	0.000
1.921836	11.2686	0.000
1.836172	11.07774	0.000
1.731439	10.84281	0.000

TABLE 1-continued

X	Y	Zadim
1.606174	10.56223	0.000
1.459983	10.23474	0.000
1.292533	9.859815	0.000
1.103811	9.437532	0.000
0.893657	8.968701	0.000
0.6625	8.454506	0.000
0.410068	7.897032	0.000
0.136794	7.2986	0.000
-0.15795	6.662527	0.000
-0.4744	5.992435	0.000
-0.81422	5.293081	0.000
-1.17824	4.569292	0.000
-1.56833	3.826894	0.000
-1.98725	3.072698	0.000
-2.43864	2.314726	0.000
-2.92549	1.561451	0.000
-3.45089	0.822486	0.000
-4.01794	0.108792	0.000
-4.63013	-0.56629	0.000
-5.28932	-1.18798	0.000
-5.99425	-1.74089	0.000
-6.73909	-2.21098	0.000
-7.51258	-2.5889	0.000
-8.29961	-2.87185	0.000
-9.08417	-3.06262	0.000
-9.85105	-3.1696	0.000
-10.5876	-3.2033	0.000
-11.2838	-3.17558	0.000
-11.9323	-3.09885	0.000
-12.5281	-2.9852	0.000
-13.0682	-2.84646	0.000
-13.5525	-2.69638	0.000
-13.9825	-2.54744	0.000
-14.361	-2.41094	0.000
-14.691	-2.2956	0.000
-14.9752	-2.20819	0.000
-15.2163	-2.15783	0.000
-15.4134	-2.14805	0.000
-15.5614	-2.17862	0.000
-15.6588	-2.22629	0.000
-15.8328	-1.07008	0.100
-15.8701	-1.11224	0.100
-15.9084	-1.18458	0.100
-15.9292	-1.30915	0.100
-15.9065	-1.48364	0.100
-15.8259	-1.69888	0.100
-15.6865	-1.94961	0.100
-15.4856	-2.23165	0.100
-15.2201	-2.54036	0.100
-14.8892	-2.87212	0.100
-14.4899	-3.22067	0.100
-14.02	-3.57839	0.100
-13.4773	-3.93522	0.100
-12.8598	-4.27826	0.100
-12.1669	-4.59206	0.100
-11.3998	-4.85684	0.100
-10.5626	-5.04795	0.100
-9.66533	-5.13862	0.100
-8.72567	-5.10158	0.100
-7.76931	-4.91649	0.100
-6.8265	-4.57527	0.100
-5.92453	-4.08658	0.100
-5.08214	-3.47082	0.100
-4.30824	-2.75331	0.100
-3.60388	-1.95926	0.100
-2.96472	-1.11155	0.100
-2.38426	-0.22934	0.100
-1.85672	0.672288	0.100
-1.37653	1.580685	0.100
-0.93626	2.483912	0.100
-0.53199	3.373102	0.100
-0.15895	4.239839	0.100
0.186397	5.077009	0.100
0.506601	5.878525	0.100
0.803185	6.63926	0.100

TABLE 1-continued

X	Y	Zadim
1.077503	7.3547	0.100
1.330458	8.021056	0.100
1.562574	8.635279	0.100
1.773809	9.19515	0.100
1.964117	9.699129	0.100
2.133424	10.1464	0.100
2.28178	10.53688	0.100
2.409347	10.87126	0.100
2.516394	11.15106	0.100
2.604161	11.37836	0.100
2.671403	11.55718	0.100
2.683809	11.69933	0.100
2.639011	11.78829	0.100
2.592399	11.83047	0.100
2.549422	11.85244	0.100
2.508326	11.86331	0.100
2.452985	11.86479	0.100
2.369754	11.83708	0.100
2.283092	11.74608	0.100
2.20979	11.59463	0.100
2.115691	11.40177	0.100
2.0009	11.16422	0.100
1.864048	10.88029	0.100
1.704865	10.54864	0.100
1.523174	10.16865	0.100
1.319095	9.740345	0.100
1.092677	9.264458	0.100
0.8442	8.742281	0.100
0.573756	8.175809	0.100
0.281511	7.567561	0.100
-0.03274	6.920767	0.100
-0.36964	6.239365	0.100
-0.73048	5.5281	0.100
-1.11615	4.791981	0.100
-1.52829	4.036898	0.100
-1.96948	3.269773	0.100
-2.44282	2.498528	0.100
-2.95133	1.731837	0.100
-3.49771	0.979195	0.100
-4.08538	0.251953	0.100
-4.71745	-0.43676	0.100
-5.39477	-1.07323	0.100
-6.11611	-1.64258	0.100
-6.87711	-2.12952	0.100
-7.66914	-2.51998	0.100
-8.47897	-2.80308	0.100
-9.28935	-2.97394	0.100
-10.0812	-3.03528	0.100
-10.8366	-2.9975	0.100
-11.541	-2.87647	0.100
-12.185	-2.69232	0.100
-12.7645	-2.46602	0.100
-13.2798	-2.21756	0.100
-13.7339	-1.96416	0.100
-14.1321	-1.7206	0.100
-14.4804	-1.4992	0.100
-14.784	-1.30841	0.100
-15.0474	-1.15456	0.100
-15.2752	-1.04539	0.100
-15.4685	-0.98526	0.100
-15.6233	-0.97779	0.100
-15.7315	-1.00364	0.100
-15.8947	-0.21454	0.200
-15.9367	-0.25472	0.200
-15.9822	-0.32585	0.200
-16.0155	-0.45189	0.200
-16.0115	-0.63348	0.200
-15.9556	-0.86403	0.200
-15.8448	-1.13864	0.200
-15.6756	-1.45352	0.200
-15.4434	-1.80376	0.200
-15.1467	-2.18584	0.200
-14.7815	-2.59318	0.200
-14.3441	-3.01762	0.200
-13.8302	-3.4482	0.200

TABLE 1-continued

X	Y	Zadim
-13.2361	-3.87102	0.200
-12.559	-4.26836	0.200
-11.7972	-4.61675	0.200
-10.9527	-4.88611	0.200
-10.035	-5.04207	0.200
-9.06437	-5.05091	0.200
-8.07213	-4.8883	0.200
-7.09472	-4.54805	0.200
-6.1628	-4.0453	0.200
-5.29544	-3.40677	0.200
-4.50022	-2.66228	0.200
-3.77692	-1.83936	0.200
-3.12115	-0.96137	0.200
-2.52602	-0.04811	0.200
-1.9848	0.884486	0.200
-1.49115	1.823188	0.200
-1.03828	2.756273	0.200
-0.62242	3.674741	0.200
-0.23885	4.570027	0.200
0.116232	5.434729	0.200
0.445531	6.262541	0.200
0.750708	7.048148	0.200
1.033066	7.786931	0.200
1.293865	8.474861	0.200
1.533424	9.108875	0.200
1.751847	9.686631	0.200
1.949128	10.20652	0.200
2.125064	10.66775	0.200
2.279596	11.07027	0.200
2.412814	11.41482	0.200
2.524905	11.70302	0.200
2.616898	11.93709	0.200
2.687999	12.12103	0.200
2.706068	12.2672	0.200
2.66196	12.36007	0.200
2.614147	12.40394	0.200
2.569746	12.42653	0.200
2.527502	12.43729	0.200
2.470734	12.43798	0.200
2.38608	12.40754	0.200
2.299673	12.31193	0.200
2.223381	12.15717	0.200
2.125431	11.96011	0.200
2.00608	11.7173	0.200
1.864134	11.42691	0.200
1.699418	11.08752	0.200
1.511878	10.69843	0.200
1.301731	10.25962	0.200
1.069138	9.771791	0.200
0.814381	9.236278	0.200
0.537685	8.655058	0.200
0.239078	8.030785	0.200
-0.08149	7.366684	0.200
-0.42499	6.666931	0.200
-0.79246	5.936235	0.200
-1.18481	5.179714	0.200
-1.60394	4.403468	0.200
-2.0525	3.614577	0.200
-2.5333	2.82086	0.200
-3.04835	2.030403	0.200
-3.60141	1.253363	0.200
-4.196	0.501147	0.200
-4.83467	-0.21374	0.200
-5.51873	-0.87746	0.200
-6.24763	-1.47478	0.200
-7.01881	-1.98826	0.200
-7.82511	-2.40047	0.200
-8.65398	-2.69532	0.200
-9.48679	-2.86194	0.200
-10.3005	-2.89691	0.200
-11.0714	-2.81154	0.200
-11.7805	-2.62609	0.200
-12.4173	-2.3685	0.200
-12.9799	-2.0676	0.200
-13.4715	-1.74751	0.200

TABLE 1-continued

X	Y	Zadim
-13.8984	-1.42784	0.200
-14.2688	-1.12467	0.200
-14.5907	-0.84995	0.200
-14.8712	-0.61217	0.200
-15.1154	-0.41673	0.200
-15.3295	-0.27081	0.200
-15.5155	-0.1787	0.200
-15.6711	-0.14615	0.200
-15.7846	-0.15712	0.200
-15.988	-0.31339	0.300
-16.031	-0.35492	0.300
-16.0775	-0.42834	0.300
-16.112	-0.55794	0.300
-16.1108	-0.74478	0.300
-16.0617	-0.98382	0.300
-15.9582	-1.27032	0.300
-15.7927	-1.59864	0.300
-15.568	-1.96798	0.300
-15.2761	-2.37102	0.300
-14.9135	-2.80136	0.300
-14.4755	-3.25011	0.300
-13.9576	-3.70561	0.300
-13.3556	-4.15309	0.300
-12.666	-4.57333	0.300
-11.8865	-4.9407	0.300
-11.0187	-5.22053	0.300
-10.0735	-5.37415	0.300
-9.075	-5.36237	0.300
-8.06121	-5.15726	0.300
-7.07385	-4.759	0.300
-6.14596	-4.18844	0.300
-5.2962	-3.47746	0.300
-4.53075	-2.65904	0.300
-3.84582	-1.76397	0.300
-3.23353	-0.81744	0.300
-2.68583	0.161045	0.300
-2.19115	1.153839	0.300
-1.74262	2.148412	0.300
-1.33483	3.134359	0.300
-0.96404	4.102982	0.300
-0.62492	5.045797	0.300
-0.31316	5.955456	0.300
-0.02538	6.825577	0.300
0.240466	7.650803	0.300
0.485886	8.426507	0.300
0.712597	9.148576	0.300
0.920958	9.813931	0.300
1.111273	10.42015	0.300
1.283641	10.96559	0.300
1.437874	11.44942	0.300
1.573748	11.87163	0.300
1.691265	12.23301	0.300
1.790462	12.53525	0.300
1.872071	12.78077	0.300
1.935465	12.97346	0.300
1.950104	13.12427	0.300
1.901487	13.2182	0.300
1.850114	13.26081	0.300
1.803164	13.28137	0.300
1.759285	13.28955	0.300
1.701251	13.28618	0.300
1.61726	13.24835	0.300
1.536775	13.14377	0.300
1.467174	12.98139	0.300
1.37766	12.7746	0.300
1.268883	12.5198	0.300
1.139858	12.21502	0.300
0.990543	11.85875	0.300
0.821052	11.45025	0.300
0.631654	10.98946	0.300
0.422553	10.4771	0.300
0.194052	9.914498	0.300
-0.05367	9.303676	0.300
-0.32093	8.647416	0.300
-0.60769	7.948892	0.300

TABLE 1-continued

X	Y	Zadim
-0.91558	7.212473	0.300
-1.24563	6.442761	0.300
-1.59911	5.64493	0.300
-1.97846	4.825141	0.300
-2.38687	3.990457	0.300
-2.82712	3.14838	0.300
-3.30218	2.307208	0.300
-3.81499	1.47606	0.300
-4.36875	0.66532	0.300
-4.96723	-0.11273	0.300
-5.61357	-0.84399	0.300
-6.31012	-1.51181	0.300
-7.05644	-2.09747	0.300
-7.84881	-2.57907	0.300
-8.67679	-2.93397	0.300
-9.52051	-3.1448	0.300
-10.3523	-3.20492	0.300
-11.1425	-3.12524	0.300
-11.867	-2.92948	0.300
-12.5135	-2.65233	0.300
-13.0807	-2.32816	0.300
-13.5741	-1.98561	0.300
-14.0022	-1.64656	0.300
-14.3722	-1.32511	0.300
-14.6917	-1.03224	0.300
-14.9673	-0.77573	0.300
-15.2066	-0.56295	0.300
-15.4172	-0.40157	0.300
-15.6012	-0.29524	0.300
-15.7579	-0.25111	0.300
-15.8745	-0.25629	0.300
-16.0665	1.626574	0.400
-16.1143	1.588472	0.400
-16.169	1.518427	0.400
-16.2184	1.390498	0.400
-16.2398	1.200635	0.400
-16.2211	0.951797	0.400
-16.1534	0.647719	0.400
-16.0274	0.293446	0.400
-15.8471	-0.11018	0.400
-15.6023	-0.55629	0.400
-15.2882	-1.03851	0.400
-14.8989	-1.54803	0.400
-14.4282	-2.07328	0.400
-13.8701	-2.59945	0.400
-13.2184	-3.10673	0.400
-12.4675	-3.5679	0.400
-11.6149	-3.94536	0.400
-10.6673	-4.19249	0.400
-9.64886	-4.26601	0.400
-8.59943	-4.13387	0.400
-7.56585	-3.79178	0.400
-6.58413	-3.26548	0.400
-5.67493	-2.58941	0.400
-4.84376	-1.80055	0.400
-4.0899	-0.92875	0.400
-3.40534	-0.00122	0.400
-2.78199	0.961233	0.400
-2.21158	1.941666	0.400
-1.68769	2.926713	0.400
-1.20533	3.905365	0.400
-0.76043	4.868154	0.400
-0.34913	5.806573	0.400
0.032607	6.71279	0.400
0.387565	7.580163	0.400
0.717447	8.403096	0.400
1.023284	9.176839	0.400
1.306617	9.897041	0.400
1.567366	10.56063	0.400
1.805696	11.1651	0.400
2.021549	11.70877	0.400
2.214646	12.19083	0.400
2.38463	12.61133	0.400
2.531521	12.9711	0.400
2.655454	13.27186	0.400

TABLE 1-continued

X	Y	Zadim
2.757175	13.5161	0.400
2.836734	13.70768	0.400
2.866394	13.85975	0.400
2.825617	13.95992	0.400
2.776749	14.00758	0.400
2.730427	14.03209	0.400
2.686334	14.0435	0.400
2.627021	14.04386	0.400
2.539246	14.01024	0.400
2.451243	13.90835	0.400
2.368289	13.7483	0.400
2.261638	13.54462	0.400
2.131888	13.29348	0.400
1.977947	12.99292	0.400
1.799773	12.64134	0.400
1.597447	12.23798	0.400
1.371328	11.78272	0.400
1.12171	11.27626	0.400
0.849084	10.71989	0.400
0.553832	10.11562	0.400
0.235764	9.46635	0.400
-0.10469	8.775211	0.400
-0.46901	8.046827	0.400
-0.8577	7.285835	0.400
-1.27166	6.497551	0.400
-1.71289	5.688364	0.400
-2.18404	4.865582	0.400
-2.68711	4.036778	0.400
-3.22442	3.210412	0.400
-3.79842	2.395875	0.400
-4.41199	1.604001	0.400
-5.06772	0.846962	0.400
-5.76805	0.139027	0.400
-6.51397	-0.50362	0.400
-7.30571	-1.06049	0.400
-8.13885	-1.50878	0.400
-9.00259	-1.82309	0.400
-9.8755	-1.98246	0.400
-10.7264	-1.97636	0.400
-11.5216	-1.82052	0.400
-12.2363	-1.54564	0.400
-12.8604	-1.19129	0.400
-13.3956	-0.79394	0.400
-13.8513	-0.38411	0.400
-14.2388	0.016298	0.400
-14.5691	0.391788	0.400
-14.8519	0.731731	0.400
-15.0965	1.027983	0.400
-15.3113	1.274204	0.400
-15.5023	1.466012	0.400
-15.6739	1.598572	0.400
-15.8266	1.663875	0.400
-15.9454	1.672742	0.400
-16.3218	1.290539	0.500
-16.3676	1.248614	0.500
-16.4182	1.173902	0.500
-16.4603	1.041141	0.500
-16.4724	0.847458	0.500
-16.4418	0.59586	0.500
-16.3602	0.290183	0.500
-16.2203	-0.06516	0.500
-16.02	-0.46701	0.500
-15.7525	-0.9092	0.500
-15.4121	-1.38434	0.500
-14.9928	-1.88262	0.500
-14.4883	-2.39116	0.500
-13.8929	-2.89356	0.500
-13.2011	-3.36782	0.500
-12.4089	-3.78432	0.500
-11.5176	-4.10445	0.500
-10.539	-4.28145	0.500
-9.50195	-4.26871	0.500
-8.45293	-4.03726	0.500
-7.44061	-3.59241	0.500
-6.49784	-2.96706	0.500

TABLE 1-continued

X	Y	Zadim
-5.63947	-2.20066	0.500
-4.86544	-1.33152	0.500
-4.17341	-0.38743	0.500
-3.55371	0.605938	0.500
-2.99764	1.629231	0.500
-2.49613	2.666367	0.500
-2.04075	3.703979	0.500
-1.62616	4.731627	0.500
-1.24718	5.73996	0.500
-0.89908	6.720631	0.500
-0.57772	7.666226	0.500
-0.27998	8.570312	0.500
-0.00387	9.427386	0.500
0.251831	10.23277	0.500
0.488829	10.98223	0.500
0.707139	11.67266	0.500
0.906984	12.30159	0.500
1.08842	12.86731	0.500
1.251119	13.369	0.500
1.394689	13.80672	0.500
1.519028	14.1813	0.500
1.624169	14.49449	0.500
1.710604	14.74892	0.500
1.778422	14.9484	0.500
1.800774	15.10417	0.500
1.754023	15.20356	0.500
1.70168	15.24901	0.500
1.653209	15.27101	0.500
1.607833	15.27976	0.500
1.547747	15.27625	0.500
1.461202	15.23618	0.500
1.37977	15.12648	0.500
1.306995	14.95866	0.500
1.213133	14.74508	0.500
1.099206	14.48185	0.500
0.964295	14.16686	0.500
0.80849	13.79852	0.500
0.63198	13.376	0.500
0.435154	12.89923	0.500
0.218313	12.36891	0.500
-0.01806	11.78635	0.500
-0.27368	11.1536	0.500
-0.54892	10.47356	0.500
-0.84345	9.749385	0.500
-1.15901	8.985612	0.500
-1.4963	8.186822	0.500
-1.85652	7.35827	0.500
-2.24194	6.506157	0.500
-2.65559	5.637548	0.500
-3.09983	4.759763	0.500
-3.5772	3.880845	0.500
-4.09171	3.010413	0.500
-4.64704	2.15901	0.500
-5.24722	1.338884	0.500
-5.89482	0.563243	0.500
-6.59288	-0.1515	0.500
-7.34256	-0.78608	0.500
-8.14277	-1.31645	0.500
-8.98527	-1.71652	0.500
-9.85239	-1.95902	0.500
-10.7129	-2.03066	0.500
-11.5302	-1.94071	0.500
-12.2741	-1.71635	0.500
-12.9302	-1.40034	0.500
-13.4973	-1.03172	0.500
-13.9824	-0.64263	0.500
-14.3961	-0.25721	0.500
-14.7491	0.107334	0.500
-15.0515	0.438793	0.500
-15.3137	0.727264	0.500
-15.5426	0.967132	0.500
-15.7444	1.153499	0.500
-15.9237	1.281151	0.500
-16.0811	1.341166	0.500
-16.202	1.3446	0.500

TABLE 1-continued

X	Y	Zadim
-16.516	2.356814	0.600
-16.5616	2.313915	0.600
-16.6113	2.237769	0.600
-16.652	2.103373	0.600
-16.6635	1.90808	0.600
-16.6331	1.654394	0.600
-16.553	1.345665	0.600
-16.4185	0.984962	0.600
-16.2201	0.5781	0.600
-15.9535	0.130486	0.600
-15.6124	-0.34998	0.600
-15.1899	-0.85246	0.600
-14.6788	-1.3626	0.600
-14.0726	-1.86194	0.600
-13.3656	-2.32581	0.600
-12.555	-2.722	0.600
-11.645	-3.01063	0.600
-10.6515	-3.14545	0.600
-9.60744	-3.08993	0.600
-8.55757	-2.82427	0.600
-7.54658	-2.3547	0.600
-6.60835	-1.70629	0.600
-5.75498	-0.92048	0.600
-4.98747	-0.03306	0.600
-4.2986	0.925059	0.600
-3.67833	1.929244	0.600
-3.11903	2.961531	0.600
-2.6117	4.006224	0.600
-2.14847	5.050417	0.600
-1.72455	6.083971	0.600
-1.33494	7.097607	0.600
-0.97517	8.083044	0.600
-0.64149	9.032954	0.600
-0.33118	9.94096	0.600
-0.04246	10.80158	0.600
0.225719	11.61012	0.600
0.474588	12.36243	0.600
0.704044	13.05543	0.600
0.914172	13.68664	0.600
1.104859	14.25439	0.600
1.275723	14.75788	0.600
1.42634	15.19717	0.600
1.55663	15.57311	0.600
1.666661	15.88747	0.600
1.756954	16.14287	0.600
1.827963	16.34304	0.600
1.854484	16.49945	0.600
1.809854	16.60078	0.600
1.758212	16.64787	0.600
1.709891	16.6712	0.600
1.664344	16.68116	0.600
1.603654	16.6792	0.600
1.515295	16.64112	0.600
1.431232	16.53189	0.600
1.356348	16.36323	0.600
1.259573	16.14868	0.600
1.142059	15.88424	0.600
1.0028	15.56783	0.600
0.841864	15.19783	0.600
0.659413	14.77343	0.600
0.45587	14.29452	0.600
0.231566	13.76179	0.600
-0.01295	13.17656	0.600
-0.27727	12.54084	0.600
-0.56172	11.85755	0.600
-0.8658	11.12982	0.600
-1.19086	10.36208	0.600
-1.53756	9.558951	0.600
-1.9069	8.72566	0.600
-2.30078	7.868297	0.600
-2.72188	6.9938	0.600
-3.17241	6.109434	0.600
-3.65473	5.223118	0.600
-4.17257	4.344245	0.600
-4.72946	3.483112	0.600

TABLE 1-continued

X	Y	Zadim
-5.32929	2.651599	0.600
-5.97539	1.863095	0.600
-6.66997	1.132707	0.600
-7.41622	0.480788	0.600
-8.21363	-0.06891	0.600
-9.05575	-0.48866	0.600
-9.92419	-0.75503	0.600
-10.7896	-0.85475	0.600
-11.617	-0.79553	0.600
-12.3761	-0.60017	0.600
-13.0495	-0.30622	0.600
-13.6324	0.04849	0.600
-14.1313	0.428916	0.600
-14.5577	0.807859	0.600
-14.9223	1.167185	0.600
-15.2338	1.4957	0.600
-15.5014	1.783846	0.600
-15.7328	2.025403	0.600
-15.9358	2.214068	0.600
-16.1154	2.344553	0.600
-16.2735	2.407035	0.600
-16.3954	2.411661	0.600
-16.6987	3.811905	0.700
-16.7419	3.766853	0.700
-16.7884	3.688976	0.700
-16.8251	3.553839	0.700
-16.8321	3.358875	0.700
-16.7962	3.10662	0.700
-16.7082	2.800969	0.700
-16.5617	2.446087	0.700
-16.3494	2.047789	0.700
-16.065	1.612934	0.700
-15.7024	1.15059	0.700
-15.2547	0.672864	0.700
-14.7156	0.195478	0.700
-14.0796	-0.26161	0.700
-13.3434	-0.67274	0.700
-12.5074	-1.0053	0.700
-11.5799	-1.22024	0.700
-10.5818	-1.27939	0.700
-9.54706	-1.15154	0.700
-8.51736	-0.82589	0.700
-7.53111	-0.31303	0.700
-6.61553	0.361659	0.700
-5.78061	1.162409	0.700
-5.02579	2.056412	0.700
-4.3456	3.016693	0.700
-3.72816	4.018793	0.700
-3.16721	5.046476	0.700
-2.65415	6.084783	0.700
-2.18054	7.120828	0.700
-1.74319	8.145409	0.700
-1.33813	9.149727	0.700
-0.96163	10.12578	0.700
-0.61026	11.06631	0.700
-0.28187	11.96511	0.700
0.024945	12.81677	0.700
0.31093	13.61668	0.700
0.576682	14.36086	0.700
0.82197	15.04627	0.700
1.046558	15.67053	0.700
1.250158	16.23201	0.700
1.432292	16.72997	0.700
1.592556	17.16446	0.700
1.73092	17.53633	0.700
1.847545	17.84731	0.700
1.943034	18.10001	0.700
2.018112	18.29806	0.700
2.048767	18.45327	0.700
2.006771	18.55539	0.700
1.956957	18.60413	0.700
1.909761	18.62935	0.700
1.864695	18.64137	0.700
1.803954	18.64234	0.700
1.713742	18.60876	0.700

TABLE 1-continued

X	Y	Zadim
1.625306	18.50296	0.700
1.547389	18.33559	0.700
1.446554	18.12281	0.700
1.323977	17.86054	0.700
1.178511	17.54677	0.700
1.010157	17.17988	0.700
0.81905	16.75908	0.700
0.605544	16.28428	0.700
0.37009	15.75611	0.700
0.113235	15.17588	0.700
-0.16452	14.54558	0.700
-0.46325	13.86805	0.700
-0.78234	13.1464	0.700
-1.12262	12.38488	0.700
-1.48459	11.58809	0.700
-1.86904	10.76122	0.700
-2.27745	9.91022	0.700
-2.71194	9.041813	0.700
-3.17464	8.163262	0.700
-3.66779	7.282411	0.700
-4.19355	6.407729	0.700
-4.75474	5.548852	0.700
-5.3548	4.716947	0.700
-5.9983	3.925735	0.700
-6.68758	3.189741	0.700
-7.42488	2.527043	0.700
-8.20939	1.958367	0.700
-9.03627	1.50848	0.700
-9.89078	1.199139	0.700
-10.7487	1.045555	0.700
-11.5785	1.044201	0.700
-12.3515	1.176728	0.700
-13.0481	1.411194	0.700
-13.6603	1.713189	0.700
-14.19	2.049935	0.700
-14.6447	2.394817	0.700
-15.034	2.727624	0.700
-15.3669	3.034724	0.700
-15.6516	3.306283	0.700
-15.8972	3.533597	0.700
-16.1104	3.710781	0.700
-16.2976	3.830353	0.700
-16.46	3.880547	0.700
-16.582	3.874978	0.700
-16.952	4.777241	0.800
-16.9913	4.728793	0.800
-17.0311	4.647382	0.800
-17.0572	4.509943	0.800
-17.0506	4.31515	0.800
-16.9988	4.065922	0.800
-16.8921	3.766576	0.800
-16.7238	3.421924	0.800
-16.4878	3.037651	0.800
-16.1774	2.621568	0.800
-15.7865	2.183656	0.800
-15.3087	1.736973	0.800
-14.7383	1.298472	0.800
-14.0711	0.889672	0.800
-13.3057	0.537736	0.800
-12.4457	0.276346	0.800
-11.5039	0.142862	0.800
-10.5055	0.172405	0.800
-9.48647	0.388344	0.800
-8.48668	0.793992	0.800
-7.53799	1.371377	0.800
-6.65809	2.090305	0.800
-5.8526	2.919132	0.800
-5.11994	3.829964	0.800
-4.4549	4.799466	0.800
-3.85023	5.808024	0.800
-3.2976	6.838957	0.800
-2.78963	7.878552	0.800
-2.32046	8.915442	0.800
-1.88551	9.939905	0.800
-1.48034	10.94308	0.800

TABLE 1-continued

X	Y	Zadim
-1.10123	11.91707	0.800
-0.7456	12.85499	0.800
-0.41187	13.75085	0.800
-0.09893	14.59937	0.800
0.193671	15.39604	0.800
0.465816	16.13712	0.800
0.717262	16.81956	0.800
0.947449	17.4411	0.800
1.155871	18.00022	0.800
1.341979	18.49617	0.800
1.50546	18.929	0.800
1.646289	19.29954	0.800
1.76476	19.60949	0.800
1.861515	19.86144	0.800
1.937577	20.0589	0.800
1.9702	20.21355	0.800
1.930043	20.3163	0.800
1.881483	20.3662	0.800
1.835034	20.39267	0.800
1.790165	20.406	0.800
1.729261	20.40871	0.800
1.637777	20.37769	0.800
1.54633	20.27382	0.800
1.467827	20.106	0.800
1.36602	19.89276	0.800
1.242155	19.62995	0.800
1.094969	19.31563	0.800
0.924384	18.9482	0.800
0.730457	18.52688	0.800
0.513512	18.05161	0.800
0.274059	17.52298	0.800
0.012641	16.94232	0.800
-0.27028	16.31164	0.800
-0.5744	15.63363	0.800
-0.89919	14.91145	0.800
-1.24489	14.14913	0.800
-1.61191	13.35123	0.800
-2.00099	12.52295	0.800
-2.41315	11.67003	0.800
-2.84998	10.79895	0.800
-3.31343	9.916796	0.800
-3.80585	9.031441	0.800
-4.32959	8.151322	0.800
-4.88715	7.285751	0.800
-5.48218	6.445768	0.800
-6.1177	5.64351	0.800
-6.79605	4.892594	0.800
-7.51831	4.208413	0.800
-8.28417	3.609253	0.800
-9.08977	3.115851	0.800
-9.92481	2.749168	0.800
-10.7703	2.525418	0.800
-11.5996	2.449103	0.800
-12.3845	2.507932	0.800
-13.1027	2.675861	0.800
-13.743	2.919556	0.800
-14.3036	3.206789	0.800
-14.7891	3.510627	0.800
-15.2061	3.811043	0.800
-15.5626	4.0929	0.800
-15.8687	4.342356	0.800
-16.1311	4.551984	0.800
-16.3571	4.714226	0.800
-16.5523	4.82174	0.800
-16.7181	4.862185	0.800
-16.8399	4.848948	0.800
-16.8973	5.520457	0.856
-16.9354	5.471326	0.856
-16.9741	5.389621	0.856
-16.9992	5.252391	0.856
-16.9916	5.058164	0.856
-16.9381	4.810009	0.856
-16.8286	4.512629	0.856
-16.6559	4.171306	0.856
-16.4137	3.792347	0.856

TABLE 1-continued

X	Y	Zadim
-16.0954	3.384182	0.856
-15.6946	2.957435	0.856
-15.2055	2.525775	0.856
-14.6231	2.106767	0.856
-13.9441	1.722346	0.856
-13.1684	1.399602	0.856
-12.3015	1.171227	0.856
-11.3581	1.072176	0.856
-10.3638	1.133239	0.856
-9.3531	1.372993	0.856
-8.36165	1.791104	0.856
-7.41692	2.369159	0.856
-6.53359	3.078924	0.856
-5.71624	3.891599	0.856
-4.96425	4.782369	0.856
-4.27355	5.729795	0.856
-3.63811	6.715442	0.856
-3.05059	7.723199	0.856
-2.50565	8.740322	0.856
-1.99931	9.756104	0.856
-1.5256	10.75988	0.856
-1.08074	11.74285	0.856
-0.66155	12.69716	0.856
-0.26616	13.61604	0.856
0.106335	14.49367	0.856
0.456731	15.32474	0.856
0.784965	16.10489	0.856
1.090424	16.83053	0.856
1.372699	17.49865	0.856
1.630898	18.10713	0.856
1.864344	18.6545	0.856
2.072459	19.14005	0.856
2.25494	19.56384	0.856
2.411835	19.92669	0.856
2.543575	20.23026	0.856
2.650985	20.47705	0.856
2.735335	20.67048	0.856
2.775152	20.82299	0.856
2.740375	20.92737	0.856
2.694745	20.97971	0.856
2.649977	21.00866	0.856
2.605898	21.02456	0.856
2.545185	21.03075	0.856
2.451924	21.0052	0.856
2.35445	20.90677	0.856
2.268999	20.74216	0.856
2.158276	20.53313	0.856
2.023324	20.27551	0.856
1.862727	19.96742	0.856
1.676314	19.60728	0.856
1.464036	19.19437	0.856
1.226185	18.7286	0.856
0.963319	18.21055	0.856
0.676032	17.64151	0.856
0.364897	17.02346	0.856
0.030479	16.35902	0.856
-0.32653	15.6513	0.856
-0.70592	14.9042	0.856
-1.10778	14.12225	0.856
-1.53263	13.31067	0.856
-1.98094	12.47508	0.856
-2.45367	11.62179	0.856
-2.95243	10.75793	0.856
-3.47941	9.891474	0.856
-4.03604	9.03053	0.856
-4.62552	8.185076	0.856
-5.25021	7.365582	0.856
-5.91207	6.583522	0.856
-6.61278	5.851988	0.856
-7.35233	5.185007	0.856
-8.12991	4.599458	0.856
-8.94116	4.113508	0.856
-9.7767	3.745629	0.856
-10.6199	3.510076	0.856
-11.4479	3.412625	0.856

TABLE 1-continued

X	Y	Zadim
-12.2351	3.443491	0.856
-12.9605	3.58128	0.856
-13.6118	3.796232	0.856
-14.1854	4.057999	0.856
-14.6841	4.340819	0.856
-15.1137	4.624032	0.856
-15.4814	4.891945	0.856
-15.7969	5.129933	0.856
-16.0671	5.329981	0.856
-16.2991	5.484055	0.856
-16.4987	5.583816	0.856
-16.6665	5.615713	0.856
-16.7876	5.596142	0.856
-17.7231	3.883676	0.900
-17.7575	3.830571	0.900
-17.7944	3.746303	0.900
-17.8225	3.607207	0.900
-17.821	3.409512	0.900
-17.771	3.156134	0.900
-17.6553	2.855268	0.900
-17.4625	2.517102	0.900
-17.1884	2.15054	0.900
-16.8266	1.767782	0.900
-16.3724	1.382753	0.900
-15.8239	1.00891	0.900
-15.1811	0.662379	0.900
-14.4451	0.36457	0.900
-13.62	0.141527	0.900
-12.7159	0.021946	0.900
-11.751	0.034314	0.900
-10.7519	0.204277	0.900
-9.75338	0.550172	0.900
-8.79143	1.072541	0.900
-7.8873	1.744906	0.900
-7.05606	2.543602	0.900
-6.30211	3.441629	0.900
-5.6214	4.412736	0.900
-5.00914	5.43637	0.900
-4.45696	6.493919	0.900
-3.95524	7.569357	0.900
-3.49866	8.650805	0.900
-3.08695	9.72955	0.900
-2.70759	10.79307	0.900
-2.3541	11.83222	0.900
-2.02263	12.83945	0.900
-1.71001	13.8079	0.900
-1.41453	14.7317	0.900
-1.13628	15.60603	0.900
-0.87562	16.42666	0.900
-0.63312	17.19002	0.900
-0.40925	17.8931	0.900
-0.20474	18.53368	0.900
-0.02006	19.11019	0.900
0.144441	19.62182	0.900
0.288604	20.06853	0.900
0.412529	20.45113	0.900
0.5166	20.77128	0.900
0.601511	21.03159	0.900
0.668324	21.23561	0.900
0.699272	21.39293	0.900
0.660427	21.49804	0.900
0.609535	21.5469	0.900
0.562128	21.57325	0.900
0.516666	21.58621	0.900
0.45512	21.58817	0.900
0.36307	21.55601	0.900
0.271556	21.4503	0.900
0.196879	21.27873	0.900
0.104031	21.05888	0.900
-0.0073	20.78741	0.900
-0.13751	20.46196	0.900
-0.28795	20.0815	0.900
-0.46139	19.64639	0.900
-0.65639	19.1561	0.900
-0.87176	18.61102	0.900

TABLE 1-continued

X	Y	Zadim
-1.10695	18.01245	0.900
-1.36177	17.36252	0.900
-1.63591	16.66391	0.900
-1.92896	15.91982	0.900
-2.24065	15.13402	0.900
-2.57104	14.31086	0.900
-2.92112	13.45553	0.900
-3.29239	12.57382	0.900
-3.68681	11.67215	0.900
-4.10681	10.75762	0.900
-4.55513	9.837926	0.900
-5.03389	8.921073	0.900
-5.5461	8.016155	0.900
-6.09595	7.133881	0.900
-6.68701	6.285927	0.900
-7.32336	5.486202	0.900
-8.00722	4.750062	0.900
-8.73839	4.094531	0.900
-9.51556	3.541724	0.900
-10.3291	3.112185	0.900
-11.1595	2.815511	0.900
-11.9834	2.649783	0.900
-12.7776	2.604847	0.900
-13.5219	2.663074	0.900
-14.2012	2.803385	0.900
-14.8053	3.003289	0.900
-15.3295	3.23835	0.900
-15.7817	3.484469	0.900
-16.1776	3.715886	0.900
-16.5306	3.901629	0.900
-16.8482	4.020522	0.900
-17.1244	4.072647	0.900
-17.3495	4.071816	0.900
-17.5178	4.035174	0.900
-17.6286	3.980022	0.900
-17.7009	5.363159	0.922
-17.7414	5.312795	0.922
-17.7917	5.233434	0.922
-17.8503	5.100788	0.922
-17.8984	4.904544	0.922
-17.9128	4.641047	0.922
-17.867	4.314822	0.922
-17.7374	3.938875	0.922
-17.5092	3.53089	0.922
-17.1768	3.107748	0.922
-16.7481	2.675808	0.922
-16.2215	2.248556	0.922
-15.5948	1.84422	0.922
-14.8688	1.482353	0.922
-14.0466	1.187983	0.922
-13.1367	0.987096	0.922
-12.1539	0.906098	0.922
-11.1205	0.971314	0.922
-10.0667	1.206851	0.922
-9.02919	1.624897	0.922
-8.03563	2.206585	0.922
-7.10454	2.92809	0.922
-6.24625	3.764088	0.922
-5.45925	4.685551	0.922
-4.74038	5.669769	0.922
-4.08274	6.69623	0.922
-3.47681	7.746596	0.922
-2.91771	8.807818	0.922
-2.40047	9.868231	0.922
-1.91977	10.91711	0.922
-1.47046	11.94477	0.922
-1.04787	12.94246	0.922
-0.6481	13.90241	0.922
-0.26905	14.81813	0.922
0.088562	15.6848	0.922
0.423709	16.49829	0.922
0.735389	17.25504	0.922
1.022744	17.9521	0.922
1.284931	18.58722	0.922
1.521196	19.1589	0.922

TABLE 1-continued

X	Y	Zadim
1.731088	19.66636	0.922
1.914525	20.10953	0.922
2.071773	20.4892	0.922
2.203459	20.80699	0.922
2.310586	21.06544	0.922
2.394608	21.26808	0.922
2.442019	21.42492	0.922
2.416907	21.53649	0.922
2.371439	21.59255	0.922
2.326079	21.6244	0.922
2.281723	21.64189	0.922
2.220132	21.64981	0.922
2.12457	21.62636	0.922
2.022392	21.52925	0.922
1.928681	21.36544	0.922
1.815238	21.15315	0.922
1.679736	20.89005	0.922
1.521825	20.57374	0.922
1.339456	20.20358	0.922
1.127907	19.78115	0.922
0.889143	19.30555	0.922
0.624779	18.77682	0.922
0.335551	18.19623	0.922
0.021838	17.56588	0.922
-0.31577	16.88842	0.922
-0.67655	16.16701	0.922
-1.05974	15.40534	0.922
-1.46481	14.60769	0.922
-1.89245	13.77942	0.922
-2.3442	12.92678	0.922
-2.82188	12.05666	0.922
-3.32751	11.17653	0.922
-3.86297	10.29438	0.922
-4.42981	9.41859	0.922
-5.02978	8.558375	0.922
-5.667	7.725672	0.922
-6.34462	6.933394	0.922
-7.06336	6.194527	0.922
-7.82349	5.524336	0.922
-8.62543	4.942994	0.922
-9.46212	4.467676	0.922
-10.3232	4.118964	0.922
-11.1883	3.906364	0.922
-12.0331	3.828999	0.922
-12.8331	3.881039	0.922
-13.5672	4.040969	0.922
-14.2248	4.274457	0.922
-14.8022	4.554369	0.922
-15.3046	4.850835	0.922
-15.745	5.134001	0.922
-16.1375	5.379489	0.922
-16.5021	5.549351	0.922
-16.8331	5.635669	0.922
-17.1164	5.643215	0.922
-17.3384	5.595686	0.922
-17.4973	5.525203	0.922
-17.6013	5.456255	0.922
-18.4452	5.556824	0.955
-18.4889	5.504071	0.955
-18.548	5.423846	0.955
-18.6284	5.292815	0.955
-18.7193	5.098805	0.955
-18.8021	4.831585	0.955
-18.8517	4.485857	0.955
-18.8348	4.064628	0.955
-18.7124	3.58434	0.955
-18.4579	3.073741	0.955
-18.0655	2.561423	0.955
-17.5468	2.062984	0.955
-16.9112	1.592034	0.955
-16.1629	1.167862	0.955
-15.3073	0.813758	0.955
-14.3543	0.553503	0.955
-13.3187	0.410007	0.955
-12.2208	0.405107	0.955

TABLE 1-continued

X	Y	Zadim
-11.0869	0.563153	0.955
-9.95159	0.904845	0.955
-8.84982	1.429558	0.955
-7.80963	2.120504	0.955
-6.84742	2.949756	0.955
-5.96909	3.887387	0.955
-5.17175	4.904209	0.955
-4.44993	5.97631	0.955
-3.7927	7.081224	0.955
-3.19114	8.201653	0.955
-2.63949	9.324297	0.955
-2.13129	10.43698	0.955
-1.66019	11.52878	0.955
-1.22031	12.58995	0.955
-0.80667	13.61188	0.955
-0.41559	14.58712	0.955
-0.04683	15.51019	0.955
0.298721	16.37661	0.955
0.620152	17.18257	0.955
0.916766	17.92485	0.955
1.187856	18.601	0.955
1.431883	19.20973	0.955
1.647918	19.75037	0.955
1.835755	20.22292	0.955
1.995828	20.62813	0.955
2.12905	20.96763	0.955
2.236804	21.24399	0.955
2.320878	21.46083	0.955
2.373717	21.62631	0.955
2.356622	21.74635	0.955
2.312215	21.80867	0.955
2.265289	21.84403	0.955
2.220502	21.86212	0.955
2.158085	21.86994	0.955
2.061293	21.84613	0.955
1.956784	21.74883	0.955
1.858162	21.58506	0.955
1.73801	21.37289	0.955
1.594258	21.10981	0.955
1.426921	20.79318	0.955
1.23434	20.42219	0.955
1.012754	19.998	0.955
0.764111	19.51967	0.955
0.488613	18.988	0.955
0.185643	18.40494	0.955
-0.14333	17.77209	0.955
-0.49726	17.0919	0.955
-0.87534	16.36756	0.955
-1.27675	15.60279	0.955
-1.70114	14.80207	0.955
-2.14945	13.97102	0.955
-2.62325	13.11608	0.955
-3.12438	12.24433	0.955
-3.6548	11.36349	0.955
-4.21638	10.48179	0.955
-4.81055	9.607864	0.955
-5.4398	8.751859	0.955
-6.10877	7.926826	0.955
-6.82083	7.146909	0.955
-7.57686	6.426683	0.955
-8.3784	5.785269	0.955
-9.22282	5.243253	0.955
-10.1012	4.820715	0.955
-10.9982	4.536211	0.955
-11.8904	4.4014	0.955
-12.7494	4.414598	0.955
-13.5475	4.564138	0.955
-14.2645	4.818435	0.955
-14.8955	5.136675	0.955
-15.4501	5.475562	0.955
-15.955	5.782148	0.955
-16.4375	6.001549	0.955
-16.894	6.108481	0.955
-17.3011	6.11782	0.955
-17.6419	6.055404	0.955

TABLE 1-continued

X	Y	Zadim
-17.9107	5.954599	0.955
-18.1119	5.843228	0.955
-18.2546	5.740056	0.955
-18.3496	5.656666	0.955
-20.0645	4.454851	1.000
-20.1097	4.393092	1.000
-20.173	4.301512	1.000
-20.2646	4.156162	1.000
-20.3798	3.946389	1.000
-20.5084	3.661446	1.000
-20.633	3.291626	1.000
-20.7286	2.830279	1.000
-20.7578	2.277281	1.000
-20.674	1.645733	1.000
-20.4238	0.970476	1.000
-19.9841	0.299426	1.000
-19.3617	-0.32769	1.000
-18.5773	-0.88457	1.000
-17.6515	-1.34778	1.000
-16.603	-1.69382	1.000
-15.4535	-1.90164	1.000
-14.2278	-1.95394	1.000
-12.954	-1.83761	1.000
-11.6628	-1.53958	1.000
-10.3935	-1.04136	1.000
-9.18471	-0.34475	1.000
-8.06849	0.531881	1.000
-7.05974	1.553173	1.000
-6.16424	2.685651	1.000
-5.37822	3.897069	1.000
-4.69299	5.159524	1.000
-4.09128	6.446728	1.000
-3.55957	7.739236	1.000
-3.0884	9.022202	1.000
-2.66779	10.28247	1.000
-2.28817	11.50853	1.000
-1.941	12.6904	1.000
-1.61907	13.81939	1.000
-1.31752	14.88828	1.000
-1.03577	15.89168	1.000
-0.77398	16.82515	1.000
-0.53243	17.685	1.000
-0.31009	18.46797	1.000
-0.10955	19.17275	1.000
0.066205	19.79907	1.000
0.216212	20.34707	1.000
0.340984	20.8176	1.000
0.442056	21.21235	1.000
0.52159	21.53409	1.000
0.582089	21.78681	1.000
0.61841	21.97746	1.000
0.599788	22.11167	1.000
0.554588	22.18424	1.000
0.50173	22.22318	1.000
0.454618	22.23691	1.000
0.390725	22.23552	1.000
0.297514	22.19593	1.000
0.200934	22.08768	1.000
0.102081	21.9205	1.000
-0.01972	21.70479	1.000
-0.16421	21.43668	1.000
-0.33044	21.11302	1.000
-0.51834	20.73218	1.000
-0.72879	20.29387	1.000
-0.96221	19.79841	1.000
-1.22229	19.24844	1.000
-1.51202	18.64704	1.000
-1.82589	17.99391	1.000
-2.16289	17.29159	1.000
-2.5224	16.54336	1.000
-2.90393	15.75316	1.000
-3.30786	14.9258	1.000
-3.73558	14.0671	1.000
-4.18901	13.18362	1.000
-4.67039	12.28258	1.000

TABLE 1-continued

X	Y	Zadim
-5.18213	11.37189	1.000
-5.72658	10.46004	1.000
-6.30508	9.555574	1.000
-6.92232	8.670125	1.000
-7.58589	7.819135	1.000
-8.30172	7.019901	1.000
-9.07234	6.290738	1.000
-9.89681	5.651694	1.000
-10.7695	5.124381	1.000
-11.6839	4.744233	1.000
-12.6163	4.543129	1.000
-13.5278	4.539363	1.000
-14.374	4.721296	1.000
-15.1343	5.028242	1.000
-15.8317	5.359192	1.000
-16.497	5.623956	1.000
-17.1386	5.765943	1.000
-17.7371	5.778933	1.000
-18.2674	5.685344	1.000
-18.716	5.524628	1.000
-19.0835	5.334013	1.000
-19.3761	5.138054	1.000
-19.6026	4.954339	1.000
-19.7723	4.793721	1.000
-19.8944	4.663017	1.000
-19.9778	4.565302	1.000
-20.266	6.375169	1.022
-20.32	6.31403	1.022
-20.3964	6.223367	1.022
-20.5098	6.079714	1.022
-20.6593	5.873165	1.022
-20.8399	5.593376	1.022
-21.0402	5.229079	1.022
-21.2433	4.770158	1.022
-21.4247	4.208868	1.022
-21.5301	3.537667	1.022
-21.4861	2.772311	1.022
-21.2303	1.955788	1.022
-20.721	1.163174	1.022
-20.0169	0.41978	1.022
-19.1399	-0.24764	1.022
-18.1025	-0.80156	1.022
-16.9278	-1.21258	1.022
-15.645	-1.46501	1.022
-14.2847	-1.54611	1.022
-12.8773	-1.4483	1.022
-11.4538	-1.15833	1.022
-10.063	-0.63351	1.022
-8.74309	0.1044	1.022
-7.52123	1.024258	1.022
-6.41463	2.092689	1.022
-5.42607	3.271613	1.022
-4.55388	4.529108	1.022
-3.78065	5.830488	1.022
-3.08964	7.14935	1.022
-2.47142	8.467628	1.022
-1.91567	9.769352	1.022
-1.41203	11.04054	1.022
-0.95096	12.26914	1.022
-0.52441	13.44483	1.022
-0.12515	14.55857	1.022
0.247773	15.60436	1.022
0.594147	16.57735	1.022
0.913391	17.47366	1.022
1.207296	18.28942	1.022
1.472683	19.02354	1.022
1.705205	19.67636	1.022
1.903318	20.2483	1.022
2.067627	20.74017	1.022
2.200263	21.1535	1.022
2.30422	21.49092	1.022
2.383008	21.7563	1.022
2.432441	21.95707	1.022
2.429304	22.10135	1.022
2.393758	22.18521	1.022

TABLE 1-continued

X	Y	Zadim
2.342711	22.23302	1.022
2.295799	22.25	1.022
2.230798	22.25065	1.022
2.135209	22.21222	1.022
2.029993	22.10892	1.022
1.908931	21.95284	1.022
1.757669	21.75138	1.022
1.577492	21.49942	1.022
1.369438	21.19342	1.022
1.134434	20.83106	1.022
0.87319	20.41123	1.022
0.583529	19.93547	1.022
0.259803	19.40821	1.022
-0.1014	18.83336	1.022
-0.49218	18.20856	1.022
-0.91148	17.53638	1.022
-1.35833	16.82011	1.022
-1.83207	16.06383	1.022
-2.33294	15.2727	1.022
-2.86186	14.45287	1.022
-3.42016	13.61128	1.022
-4.00941	12.75561	1.022
-4.63139	11.89432	1.022
-5.28752	11.03635	1.022
-5.97814	10.19058	1.022
-6.70849	9.371037	1.022
-7.48611	8.596477	1.022
-8.31623	7.888081	1.022
-9.19971	7.268667	1.022
-10.1274	6.75414	1.022
-11.0909	6.370527	1.022
-12.0763	6.15543	1.022
-13.0451	6.141522	1.022
-13.9575	6.355678	1.022
-14.7385	6.773186	1.022
-15.3992	7.287862	1.022
-16.0088	7.786295	1.022
-16.6915	8.049633	1.022
-17.3616	8.05539	1.022
-17.9582	7.918026	1.022
-18.4654	7.712217	1.022
-18.8885	7.476016	1.022
-19.2398	7.244026	1.022
-19.5307	7.035225	1.022
-19.7642	6.852327	1.022
-19.9439	6.696841	1.022
-20.0763	6.572077	1.022
-20.1684	6.479504	1.022
-20.9155	6.234441	1.041
-20.9717	6.169319	1.041
-21.0515	6.073086	1.041
-21.1711	5.921603	1.041
-21.3318	5.706044	1.041
-21.532	5.41759	1.041
-21.764	5.0457	1.041
-22.0159	4.580415	1.041
-22.2686	4.012211	1.041
-22.4666	3.323794	1.041
-22.5311	2.516274	1.041
-22.3815	1.630112	1.041
-21.9352	0.739523	1.041
-21.2557	-0.09928	1.041
-20.3812	-0.86419	1.041
-19.3228	-1.51036	1.041
-18.1062	-2.00212	1.041
-16.766	-2.32358	1.041
-15.3352	-2.46488	1.041
-13.8491	-2.42471	1.041
-12.3343	-2.19775	1.041
-10.8416	-1.72063	1.041
-9.4171	-1.00379	1.041
-8.09426	-0.08138	1.041
-6.89799	1.013929	1.041
-5.83468	2.239226	1.041
-4.90667	3.559392	1.041

TABLE 1-continued

X	Y	Zadim
-4.09539	4.933975	1.041
-3.37876	6.330793	1.041
-2.74551	7.729364	1.041
-2.18388	9.112043	1.041
-1.6816	10.46342	1.041
-1.22719	11.77031	1.041
-0.81108	13.02164	1.041
-0.42309	14.20726	1.041
-0.06125	15.32062	1.041
0.274545	16.35653	1.041
0.583895	17.31085	1.041
0.86936	18.1794	1.041
1.127633	18.9609	1.041
1.353166	19.6559	1.041
1.543823	20.26496	1.041
1.700177	20.78892	1.041
1.824719	21.22935	1.041
1.920912	21.58899	1.041
1.992826	21.87187	1.041
2.036469	22.08547	1.041
2.034299	22.2376	1.041
2.000146	22.32735	1.041
1.946799	22.37826	1.041
1.898381	22.39389	1.041
1.83211	22.39037	1.041
1.737745	22.34415	1.041
1.633732	22.23549	1.041
1.507435	22.07842	1.041
1.348855	21.87609	1.041
1.160552	21.62224	1.041
0.943803	21.31307	1.041
0.700581	20.94557	1.041
0.432713	20.51799	1.041
0.136248	20.03307	1.041
-0.19643	19.49651	1.041
-0.56864	18.91224	1.041
-0.97072	18.27679	1.041
-1.40185	17.59295	1.041
-1.86109	16.86414	1.041
-2.34799	16.09463	1.041
-2.86323	15.29002	1.041
-3.40787	14.45668	1.041
-3.98339	13.60182	1.041
-4.59152	12.73346	1.041
-5.23435	11.86057	1.041
-5.91305	10.99222	1.041
-6.62848	10.13812	1.041
-7.38805	9.314915	1.041
-8.20053	8.544167	1.041
-9.07249	7.851699	1.041
-10.0014	7.261132	1.041
-10.9743	6.787773	1.041
-11.9839	6.467115	1.041
-13.0034	6.341475	1.041
-13.9853	6.452218	1.041
-14.8763	6.811475	1.041
-15.58	7.37604	1.041
-16.1895	7.973011	1.041
-16.8182	8.474527	1.041
-17.5538	8.577624	1.041
-18.2212	8.399015	1.041
-18.7793	8.121202	1.041
-19.2409	7.807669	1.041
-19.6174	7.48707	1.041
-19.9297	7.192183	1.041
-20.1977	6.943943	1.041
-20.4201	6.738624	1.041
-20.5952	6.570871	1.041
-20.7258	6.438985	1.041
-20.8177	6.342399	1.041
-20.876	6.27879	1.041

[0028] In the above Table 1, the plane Zadim=0 corresponds to the reference plane P0 situated at the base of the profile. This plane P0 is the intersection of the stacking axis

AE of the set of vanes with the axisymmetric surface of the hub, i.e. it passes via the intersection between the axis AE and the surface where it is assembled with the inner shroud. The plane $Z_{adim}=1$ corresponds to the reference plane P1 situated at the top of the profile. This plane P1 is the intersection between the axis AE and the axisymmetric surface of the casing, i.e. it passes via the intersection of the axis AE with the surface where it is assembled with the outer ring.

[0029] By convention, the stacking axis AE of a vane of a nozzle, is an axis that extends in the radial direction Z and is an axis on which the various X,Y sections of the set of vanes are “stacked” when designing the set of vanes.

[0030] As mentioned at the beginning of the present description, the aerodynamic profile of the disclosure is substantially identical to the nominal profile defined in the above table, i.e. it departs from said nominal profile by very little at most, being defined in particular within an envelope of ± 1 mm in a direction normal to the surface of the nominal profile, and/or having X,Y coordinates lying within a range of $\pm 5\%$ relative to the coordinates X,Y of the nominal profile. Also, the aerodynamic profile is positioned rotated within $\pm 10^\circ$, particularly within $\pm 5^\circ$, more particularly within $\pm 3^\circ$, with respect to the stacking axis of the vane. In other words, the stagger angle may vary by $\pm 10^\circ$, particularly by $\pm 5^\circ$, more particularly by $\pm 3^\circ$.

[0031] The coordinate Z_{adim} is non-dimensional, i.e. for a point P, situated at a distance D from the plane P0 (where D is measured along the axis Z), the value of Z_{adim} is D/H , where H represents the total height of the profile as measured between the planes P0 and P1. Naturally, in the Table 1 above, by multiplying the coordinate Z_{adim} by the height H, it is possible to obtain the complete coordinates of the vane.

[0032] By way of example, the total height H is preferably about 113 mm $\pm 10\%$. By way of example, the plane P0 is situated at a distance of about 446 mm $\pm 10\%$ from the axis A.

[0033] In the above table, the profile is characterized by eighteen section planes at constant Z_{adim} coordinates, for which the coordinates X and Y are specified. These eighteen section planes include eighteen section planes located between $Z_{adim}=0$ and $Z_{adim}=1$, and thus arranged in the fluid stream, these section planes being distributed from P0 to P1. The eighteen section planes also include four section planes which are substantially outside the fluid stream (two section planes with $Z_{adim}<0$, and two section planes with $Z_{adim}>1$), these four section planes being provided for ensuring geometric continuity of the stacking, close to the head and the foot, respectively. In each section plane at constant coordinate Z_{adim} , the section of the profile is given by a continuous and smooth curve, interconnecting all of the points (X,Y). In each section plane, the profile is interpolated so as to generate a uniform profile. Between the section planes, the profile is to be interpolated so as to generate a complete vane, as homogeneous as possible.

[0034] It is advantageous for the nozzle that includes the vane of the disclosure to have 150 to 170 vanes, more particularly 160 vanes, that present aerodynamic profiles as defined above.

What is claimed is:

1. An aerodynamic profile for a turbine vane, the profile being, when cold and in a non-coated state, substantially identical to a nominal profile determined by the Cartesian coordinates X,Y, Z_{adim} given in Table 1, in which the coordinate Z_{adim} is the quotient D/H , where D is the distance of the point under consideration from a reference X,Y plane situated at the base of the nominal profile, and H is the height of said profile measured from said reference plane out to the end of the vane, the measurements D and H being taken radially relative to the axis of the turbine, while the coordinate X is measured in the axial direction of the turbine.

2. The aerodynamic profile as claimed in claim 1, wherein said profile is defined within an envelope of ± 1 mm in a direction normal to the surface of the nominal profile.

3. The aerodynamic profile as claimed in claim 1, wherein the coordinates X,Y of said profile lie within a range of $\pm 5\%$ relative to the coordinates X,Y of the nominal profile.

4. The aerodynamic profile as claimed in claim 1, wherein the aerodynamic profile is positioned rotated within $\pm 10^\circ$ with respect to the radial axis of the vane, along which the coordinate Z_{adim} is measured.

5. The aerodynamic profile as claimed in claim 1, wherein the aerodynamic profile is positioned rotated within $\pm 5^\circ$ with respect to the radial axis of the vane, along which the coordinate Z_{adim} is measured.

6. The aerodynamic profile as claimed in claim 1, wherein the aerodynamic profile is positioned rotated within $\pm 3^\circ$ with respect to the radial axis of the vane, along which the coordinate Z_{adim} is measured.

7. The aerodynamic profile as claimed in claim 1, wherein the vane is a nozzle vane forming a part of a stator of a turbine.

8. A turbine vane, presenting the aerodynamic profile as claimed in claim 1.

9. A turbine, including turbine vanes presenting aerodynamic profiles as claimed in claim 1.

10. A turbine as claimed in claim 9, including a nozzle that is stationary in rotation, having 150 to 170 vanes that present the aerodynamic profiles.

11. A turbine as claimed in claim 9, including a nozzle that is stationary in rotation, having 160 vanes that present the aerodynamic profiles.

12. A turbine nozzle forming a portion of a turbine stator, wherein all the vanes of the nozzle present the aerodynamic profile as claimed in claim 1.

13. A turbine nozzle as claimed in claim 12, including 150 to 170 vanes that present the aerodynamic profiles.

14. A turbine nozzle as claimed in claim 12, including 160 vanes that present the aerodynamic profiles.

* * * * *