



US 20200331915A1

(19) **United States**

(12) **Patent Application Publication**

Blass et al.

(10) **Pub. No.: US 2020/0331915 A1**

(43) **Pub. Date: Oct. 22, 2020**

(54) **5-HYDROXYTRYPTAMINE RECEPTOR 7
MODULATORS AND THEIR USE AS
THERAPEUTIC AGENTS**

(71) Applicant: **Temple University-Of the
Commonwealth System of Higher
Education**, Philadelphia, PA (US)

(72) Inventors: **Benjamin E. Blass**, Eagleville, PA
(US); **Daniel J. Canney**, Ambler, PA
(US); **Kevin M. Blattner**, Folsom, PA
(US)

(21) Appl. No.: **16/496,065**

(22) PCT Filed: **Mar. 15, 2018**

(86) PCT No.: **PCT/US2018/022581**

§ 371 (c)(1),

(2) Date: **Sep. 20, 2019**

Related U.S. Application Data

(60) Provisional application No. 62/474,280, filed on Mar. 21, 2017.

Publication Classification

(51) **Int. Cl.**
C07D 487/04 (2006.01)

(52) **U.S. Cl.**
CPC **C07D 487/04** (2013.01)

(57) **ABSTRACT**

Pharmaceutical compositions of the invention comprise functionalized lactone derivatives having a disease-modifying action in the treatment of diseases associated with dysregulation of 5-hydroxytryptamine receptor 7 activity.

**5-HYDROXYTRYPTAMINE RECEPTOR 7
MODULATORS AND THEIR USE AS
THERAPEUTIC AGENTS**

CROSS-REFERENCE TO RELATED
APPLICATIONS

[0001] This application claims priority to U.S. Provisional Patent Application 62/474,280, filed Mar. 21, 2017, which is incorporated by reference in its entirety.

STATEMENT REGARDING FEDERALLY
SPONSORED RESEARCH OR DEVELOPMENT

[0002] This invention was made with government support under grant number HHSN-271-2008-00025-C awarded by the National Institute of Mental Health. The government has certain rights in the invention.

FIELD OF INVENTION

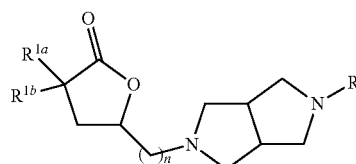
[0003] Embodiments of the invention are directed to novel compounds useful as modulators of 5-hydroxytryptamine receptor 7 (5-HT₇) activity and their method of use. Embodiments are further directed to a novel chemotype useful for the treatment diseases that are associated with dysregulation of 5-hydroxytryptamine receptor 7 activity.

BACKGROUND OF THE INVENTION

[0004] Serotonin was discovered in the late 1940s and is present in both the peripheral and central nervous systems [Physiol. Res, 60 (2011) 15-25; Psychopharmacology 213 (2011) 167-169]. Serotonin or 5-hydroxytryptamine (5-HT) is a monoamine neurotransmitter of the indolalkylamine group that acts at synapses of nerve cells. Seven distinct families of serotonin receptors have been identified and at least 20 subpopulations have been cloned on the basis of sequence similarity, signal transduction coupling and pharmacological characteristics. The seven families of 5-HT receptor are named 5-HT₁, 5-HT₂, 5-HT₃, 5-HT₄, 5-HT₅, 5-HT₆, and 5-HT₇ and each of these receptors in turn has subfamilies or subpopulations. The signal transduction mechanism for all seven families have been studied and it is known that activation of 5-HT₁ and 5-HT receptors causes a decrease in intracellular cAMP whereas activation of 5-HT₂, 5-HT₃, 5-HT₄, 5-HT₆, and 5-HT₇ results in an increase in intracellular IP3 and DAG. The 5-HT pathways in the brain are important targets for drug development in the area of CNS disorders. The neurotransmitter binds to its a G-protein coupled receptor and is involved in a wide variety of actions including cognition, mood, anxiety, attention, appetite, cardiovascular function, vasoconstriction, sleep (ACS Medicinal Chemistry Letters, 2011, 2, 929-932; Physiological Research, 2011, 60, 15-25), inflammatory bowel disease (BD), and intestinal inflammation (WO 2012058769, Khan, W. I., et. al. Journal of Immunology, 2013, 190, 4795-4804), epilepsy, seizure disorders (Epilepsy Research (2007) 75, 39), drug addiction, and alcohol addiction (Hauser, S. R. et. al. Frontiers in Neuroscience, 2015, 8, 1-9) among others.

BRIEF SUMMARY OF THE INVENTION

[0005] The present invention is directed toward novel 5-hydroxytryptamine receptor 7 (5-HT₇) activity modulators, compounds of formula (I),



(I)

including hydrates, solvates, pharmaceutically acceptable salts, prodrugs and complexes thereof, wherein:

[0006] n is 1, 2, or 3;

[0007] R^{1a} and R^{1b} are each independently selected from the group consisting of hydrogen, C₁₋₆ linear alkyl, and C₁₋₆ branched alkyl, or R^{1a} and R^{1b} may be taken together with the atom to which they are bound to form a ring having from 3 to 7 ring atoms;

[0008] R² is selected from a group consisting of a benzene ring that is optionally substituted with 0 to 3 R³ groups that are not hydrogen, a 3-pyridine ring that is optionally substituted with 0 to 2 R⁴ groups that are not hydrogen, and a 2-pyridine ring that is optionally substituted with 0 to 2 R⁴ groups that are not hydrogen;

[0009] R³ is at each occurrence independently selected from the group consisting of hydrogen, OH, NO₂, halogen, CN, C₁₋₆ linear alkyl, C₃₋₇ branched alkyl, C₃₋₇ cycloalkyl, C₁₋₆ linear alkoxy, C₃₋₇ branched alkoxy, C₃₋₇ cycloalkoxy, C₁₋₆ linear haloalkyl, C₃₋₇ branched haloalkyl, C₁₋₆ linear haloalkoxy, heterocyclyl, —S(C₁₋₆ linear alkyl), S(C₃₋₇ branched alkyl), —S(C₃₋₇ cycloalkyl), —SO₂(C₁₋₆ linear alkyl), SO₂(C₃₋₇ branched alkyl), —SO₂(C₃₋₇ cycloalkyl), COR⁵, CO₂R⁶, CONR^{7a}R^{7b}, SO₂NR^{7a}R^{7b}, NR^{8a}R^{8b}, NR^{8a}COR⁹, NR^{8a}SO₂R¹⁰, and NR^{8a}SO₂NR^{11a}R^{11b};

[0010] the terms R^{3a}, R^{3b}, R^{3c}, R^{3d}, and R^{3e} may be used to designate individual R³ groups on a benzene ring;

[0011] R⁴ is at each occurrence independently selected from the group consisting of hydrogen, OH, NO₂, halogen, CN, C₁₋₆ linear alkyl, C₃₋₇ branched alkyl, C₃₋₇ cycloalkyl, C₁₋₆ linear alkoxy, C₃₋₇ branched alkoxy, C₃₋₇ cycloalkoxy, C₁₋₆ linear haloalkyl, C₃₋₇ branched haloalkyl, C₁₋₆ linear haloalkoxy, heterocyclyl, —S(C₁₋₆ linear alkyl), S(C₃₋₇ branched alkyl), —S(C₃₋₇ cycloalkyl), COR⁵, CO₂R⁶, CONR^{7a}R^{7b}, SO₂NR^{7a}R^{7b}, NR^{8a}R^{8b}, NR^{8a}COR⁹, NR^{8a}SO₂R¹⁰, and NR^{8a}SO₂NR^{11a}R^{11b};

[0012] the terms R^{4a}, R^{4b}, R^{4c}, and R^{4d} may be used to designate individual R⁴ groups on a pyridine ring;

[0013] R⁵ is at each occurrence independently selected from the group consisting of H, C₁₋₆ linear alkyl, C₃₋₇ branched alkyl, and C₃₋₇ cycloalkyl;

[0014] R⁶ is at each occurrence independently selected from the group consisting of C₁₋₆ linear alkyl, C₃₋₇ branched alkyl, and C₃₋₇ cycloalkyl;

[0015] R^{7a} is at each occurrence independently selected from the group consisting of H, C₁₋₆ linear alkyl, C₃₋₇ branched alkyl, and C₃₋₇ cycloalkyl;

[0016] R^{7b} is at each occurrence independently selected from the group consisting of H, C₁₋₆ linear alkyl, C₃₋₇ branched alkyl, and C₃₋₇ cycloalkyl;

[0017] R^{8a} is at each occurrence independently selected from the group consisting of H, C₁₋₆ linear alkyl, C₃₋₇ branched alkyl, and C₃₋₇ cycloalkyl;

[0018] R^{8b} is at each occurrence independently selected from the group consisting of H, C₁₋₆ linear alkyl, C₃₋₇ branched alkyl, and C₃₋₇ cycloalkyl;

[0019] R^{8a} and R^{8b} may be taken together with the atom to which they are bound to form a ring having from 3 to 7 ring atoms optionally containing an oxygen;

[0020] R⁹ is at each occurrence independently selected from the group consisting of H, C₁₋₆ linear alkyl, C₃₋₇ branched alkyl, and C₃₋₇ cycloalkyl;

[0021] R¹⁰ is at each occurrence independently selected from the group consisting of C₁₋₆ linear alkyl, C₃₋₇ branched alkyl, and C₃₋₇ cycloalkyl;

[0022] R^{11a} is at each occurrence independently selected from the group consisting of hydrogen, C₁₋₆ linear alkyl, C₃₋₇ branched alkyl, and C₃₋₇ cycloalkyl; and

[0023] R^{11b} is at each occurrence independently selected from the group consisting of hydrogen, C₁₋₆ linear alkyl, C₃₋₇ branched alkyl, and C₃₋₇ cycloalkyl.

[0024] The present invention further relates to compositions comprising:

an effective amount of one or more compounds according to the present invention and an excipient.

[0025] The present invention also relates to a method for treating or preventing diseases that involve dysregulation of 5-hydroxytryptamine receptor 7 activity, including, for example, circadian rhythm disorder, depression, schizophrenia, neurogenic inflammation, hypertension, peripheral, vascular diseases, migraine, neuropathic pain, peripheral pain, allodynia, thermoregulation disorder, learning disorder, memory disorder, hippocampal signaling disorder, sleep disorder, attention deficit/hyperactivity disorder, anxiety, avoidant personality disorder, premature ejaculation, eating disorder, premenstrual syndrome, premenstrual dysphonic disorder, seasonal affective disorder, bipolar disorder, inflammatory bowel disease (IBD), intestinal inflammation, epilepsy, seizure disorders, drug addiction, and alcohol addiction said method comprising administering to a subject an effective amount of a compound or composition according to the present invention.

[0026] The present invention yet further relates to a method for treating or preventing diseases that involve dysregulation of 5-hydroxytryptamine receptor 7 activity, including, for example, circadian rhythm disorder, depression, schizophrenia, neurogenic inflammation, hypertension, peripheral, vascular diseases, migraine, neuropathic pain, peripheral pain, allodynia, thermoregulation disorder, learning disorder, memory disorder, hippocampal signaling disorder, sleep disorder, attention deficit/hyperactivity disorder, anxiety, avoidant personality disorder, premature ejaculation, eating disorder, premenstrual syndrome, premenstrual dysphonic disorder, seasonal affective disorder, bipolar disorder, inflammatory bowel disease (IBD), intestinal inflammation, epilepsy, seizure disorders, drug addiction, and alcohol addiction wherein said method comprises administering to a subject a composition comprising an effective amount of one or more compounds according to the present invention and an excipient.

[0027] The present invention also relates to a method for treating or preventing diseases or conditions associated with circadian rhythm disorder, depression, schizophrenia, neurogenic inflammation, hypertension, peripheral, vascular diseases, migraine, neuropathic pain, peripheral pain, allodynia, thermoregulation disorder, learning disorder, memory disorder, hippocampal signaling disorder, sleep disorder,

attention deficit/hyperactivity disorder, anxiety, avoidant personality disorder, premature ejaculation, eating disorder, premenstrual syndrome, premenstrual dysphonic disorder, seasonal affective disorder, bipolar disorder, inflammatory bowel disease (IBD), intestinal inflammation, epilepsy, seizure disorders, drug addiction, alcohol addiction and diseases that involve dysregulation of 5-hydroxytryptamine receptor 7 activity. Said methods comprise administering to a subject an effective amount of a compound or composition according to the present invention.

[0028] The present invention yet further relates to a method for treating or preventing diseases or conditions associated with circadian rhythm disorder, depression, schizophrenia, neurogenic inflammation, hypertension, peripheral, vascular diseases, migraine, neuropathic pain, peripheral pain, allodynia, thermoregulation disorder, learning disorder, memory disorder, hippocampal signaling disorder, sleep disorder, attention deficit/hyperactivity disorder, anxiety, avoidant personality disorder, premature ejaculation, eating disorder, premenstrual syndrome, premenstrual dysphonic disorder, seasonal affective disorder, and bipolar disorder, inflammatory bowel disease (IBD), intestinal inflammation, epilepsy, seizure disorders, drug addiction, alcohol addiction and diseases that involve dysregulation of 5-hydroxytryptamine receptor 7 activity, wherein said method comprises administering to a subject a composition comprising an effective amount of one or more compounds according to the present invention and an excipient.

[0029] The present invention also relates to a method for treating or preventing diseases or conditions associated with dysregulation of 5-hydroxytryptamine receptor 7 activity. Said methods comprise administering to a subject an effective amount of a compound or composition according to the present invention.

[0030] The present invention yet further relates to a method for treating or preventing diseases or conditions associated with dysregulation of 5-hydroxytryptamine receptor 7 activity, wherein said method comprises administering to a subject a composition comprising an effective amount of one or more compounds according to the present invention and an excipient.

[0031] The present invention further relates to a process for preparing the 5-hydroxytryptamine receptor 7 activity modulators of the present invention.

[0032] These and other objects, features, and advantages will become apparent to those of ordinary skill in the art from a reading of the following detailed description and the appended claims. All percentages, ratios and proportions herein are by weight, unless otherwise specified. All temperatures are in degrees Celsius (° C.) unless otherwise specified. All documents cited are in relevant part, incorporated herein by reference; the citation of any document is not to be construed as an admission that it is prior art with respect to the present invention.

DETAILED DESCRIPTION OF THE INVENTION

[0033] There is evidence that suggests a role for the 5-HT₇ receptor in a number of medical disorders. 5-HT₇ receptor activity modulators are likely to have a beneficial effect on patients suffering from these disorders. The disorders in which 5-HT₇ dysregulation plays a role and modulation of 5-HT₇ receptor activity by a therapeutic agent may be a viable approach to therapeutic relief include, but are not

limited to, circadian rhythm disorder, depression, schizophrenia, neurogenic inflammation, hypertension, peripheral, vascular diseases, migraine (Vanhoenacker, P. et al. Trends in Pharmacological Sciences, 2000, 21, 2, 70-77), neuropathic pain, peripheral pain, allodynia (EP1875899), thermoregulation disorder, learning disorder, memory disorder, hippocampal signaling disorder, sleep disorder (WO20100197700) attention deficit/hyperactivity disorder (ADHD) (WO20100069390), anxiety, avoidant personality disorder, premature ejaculation, eating disorder, premenstrual syndrome, premenstrual dysphonic disorder, seasonal affective disorder, bipolar disorder (WO20040229874), inflammatory bowel disease (IBD), intestinal inflammation (WO 2012058769, Khan, W. I., et. al. Journal of Immunology, 2013, 190, 4795-4804), epilepsy, seizure disorders (Epilepsy Research (2007) 75, 39), drug addiction, and alcohol addiction (Hauser, S. R. et. al. Frontiers in Neuroscience, 2015, 8, 1-9).

[0034] There is a long felt need for new 5-HT₇ modulators that will provide therapeutic relief from patients suffering from diseases associated with dysregulation of 5-hydroxytryptamine receptor 7 activity. The invention addresses the need to identify novel 5-HT₇ modulators capable of treating disease associated with dysregulation of 5-hydroxytryptamine receptor 7 activity. The present invention addresses the need to develop new therapeutic agents for the treatment and prevention of circadian rhythm disorder, depression, schizophrenia, neurogenic inflammation, hypertension, peripheral, vascular diseases, migraine, neuropathic pain, peripheral pain, allodynia, thermoregulation disorder, learning disorder, memory disorder, hippocampal signaling disorder, sleep disorder, attention deficit/hyperactivity disorder, anxiety, avoidant personality disorder, premature ejaculation, eating disorder, premenstrual syndrome, premenstrual dysphonic disorder, seasonal affective disorder, bipolar disorder, inflammatory bowel disease (IBD), intestinal inflammation epilepsy, seizure disorders, drug addiction, and alcohol addiction.

[0035] The 5-hydroxytryptamine receptor 7 activity modulators of the present invention are capable of treating and preventing diseases associated with dysregulation of 5-hydroxytryptamine receptor 7 activity, for example circadian rhythm disorder, depression, schizophrenia, neurogenic inflammation, hypertension, peripheral, vascular diseases, migraine, neuropathic pain, peripheral pain, allodynia, thermoregulation disorder, learning disorder, memory disorder, hippocampal signaling disorder, sleep disorder, attention deficit/hyperactivity disorder, anxiety, avoidant personality disorder, premature ejaculation, eating disorder, premenstrual syndrome, premenstrual dysphonic disorder, seasonal affective disorder, bipolar disorder, inflammatory bowel disease (IBD), intestinal inflammation, epilepsy, seizure disorders, drug addiction, and alcohol addiction. It has been discovered that the 5-hydroxytryptamine receptor 7 play a role in a number of medical disorders, and therefore, 5-HT₇ receptor activity modulators are likely to have a beneficial effect on patients suffering from these disorders. The disorders in which 5-HT₇ dysregulation plays a role and modulation of 5-HT₇ receptor activity by a therapeutic agent may be a viable approach to therapeutic relief include, but are not limited to, circadian rhythm disorder, depression, schizophrenia, neurogenic inflammation, hypertension, peripheral, vascular diseases, migraine (Vanhoenacker, P. et al. Trends in Pharmacological Sciences, 2000, 21, 2, 70-77), neuro-

pathic pain, peripheral pain, allodynia (EP1875899), thermoregulation disorder, learning disorder, memory disorder, hippocampal signaling disorder, sleep disorder (WO20100197700) attention deficit/hyperactivity disorder (ADHD) (WO20100069390), anxiety, avoidant personality disorder, premature ejaculation, eating disorder, premenstrual syndrome, premenstrual dysphonic disorder, seasonal affective disorder, bipolar disorder (WO20040229874), inflammatory bowel disease (IBD), intestinal inflammation (WO 2012058769) epilepsy, seizure disorders (Epilepsy Research (2007) 75, 39), drug addiction, and alcohol addiction (Hauser, S. R. et. al. Frontiers in Neuroscience, 2015, 8, 1-9).

[0036] Without wishing to be limited by theory, it is believed that 5-hydroxytryptamine receptor 7 receptor activity modulators of the present invention can ameliorate, abate, otherwise cause to be controlled, diseases associated with dysregulation of 5-hydroxytryptamine receptor 7 activity. The diseases include, but are not limited to circadian rhythm disorder, depression, schizophrenia, neurogenic inflammation, hypertension, peripheral, vascular diseases, migraine, neuropathic pain, peripheral pain, allodynia, thermoregulation disorder, learning disorder, memory disorder, hippocampal signaling disorder, sleep disorder, attention deficit/hyperactivity disorder, anxiety, avoidant personality disorder, premature ejaculation, eating disorder, premenstrual syndrome, premenstrual dysphonic disorder, seasonal affective disorder, bipolar disorder, inflammatory bowel disease (IBD), intestinal inflammation, epilepsy, seizure disorders, drug addiction, and alcohol addiction.

[0037] Throughout the description, where compositions are described as having, including, or comprising specific components, or where processes are described as having, including, or comprising specific process steps, it is contemplated that compositions of the present teachings also consist essentially of, or consist of, the recited components, and that the processes of the present teachings also consist essentially of, or consist of, the recited processing steps.

[0038] In the application, where an element or component is said to be included in and/or selected from a list of recited elements or components, it should be understood that the element or component can be any one of the recited elements or components and can be selected from a group consisting of two or more of the recited elements or components.

[0039] The use of the singular herein includes the plural (and vice versa) unless specifically stated otherwise. In addition, where the use of the term "about" is before a quantitative value, the present teachings also include the specific quantitative value itself, unless specifically stated otherwise.

[0040] It should be understood that the order of steps or order for performing certain actions is immaterial so long as the present teachings remain operable. Moreover, two or more steps or actions can be conducted simultaneously.

[0041] As used herein, the term "halogen" shall mean chlorine, bromine, fluorine and iodine.

[0042] As used herein, unless otherwise noted, "alkyl" and/or "aliphatic" whether used alone or as part of a substituent group refers to straight and branched carbon chains having 1 to 20 carbon atoms or any number within this range, for example 1 to 6 carbon atoms or 1 to 4 carbon atoms. Designated numbers of carbon atoms (e.g. C₁₋₆) shall refer independently to the number of carbon atoms in an alkyl moiety or to the alkyl portion of a larger alkyl-

containing substituent. Non-limiting examples of alkyl groups include methyl, ethyl, n-propyl, iso-propyl, n-butyl, sec-butyl, iso-butyl, tert-butyl, and the like. Alkyl groups can be optionally substituted. Non-limiting examples of substituted alkyl groups include hydroxymethyl, chloromethyl, trifluoromethyl, aminomethyl, 1-chloroethyl, 2-hydroxyethyl, 1,2-difluoroethyl, 3-carboxypropyl, and the like. In substituent groups with multiple alkyl groups such as (C₁₋₆alkyl)₂amino, the alkyl groups may be the same or different.

[0043] As used herein, the terms “alkenyl” and “alkynyl” groups, whether used alone or as part of a substituent group, refer to straight and branched carbon chains having 2 or more carbon atoms, preferably 2 to 20, wherein an alkenyl chain has at least one double bond in the chain and an alkynyl chain has at least one triple bond in the chain. Alkenyl and alkynyl groups can be optionally substituted. Nonlimiting examples of alkenyl groups include ethenyl, 3-propenyl, 1-propenyl (also 2-methylethenyl), isopropenyl (also 2-methylethen-2-yl), buten-4-yl, and the like. Nonlimiting examples of substituted alkenyl groups include 2-chloroethenyl (also 2-chlorovinyl), 4-hydroxybuten-1-yl, 7-hydroxy-7-methyloct-4-en-2-yl, 7-hydroxy-7-methyloct-3,5-dien-2-yl, and the like. Nonlimiting examples of alkynyl groups include ethynyl, prop-2-ynyl (also propargyl), propyn-1-yl, and 2-methyl-hex-4-yn-1-yl. Nonlimiting examples of substituted alkynyl groups include, 5-hydroxy-5-methylhex-3-ynyl, 6-hydroxy-6-methylhept-3-yn-2-yl, 5-hydroxy-5-ethylhept-3-ynyl, and the like.

[0044] As used herein, “cycloalkyl,” whether used alone or as part of another group, refers to a non-aromatic carbon-containing ring including cyclized alkyl, alkenyl, and alkynyl groups, e.g., having from 3 to 14 ring carbon atoms, preferably from 3 to 7 or 3 to 6 ring carbon atoms, or even 3 to 4 ring carbon atoms, and optionally containing one or more (e.g., 1, 2, or 3) double or triple bond. Cycloalkyl groups can be monocyclic (e.g., cyclohexyl) or polycyclic (e.g., containing fused, bridged, and/or spiro ring systems), wherein the carbon atoms are located inside or outside of the ring system. Any suitable ring position of the cycloalkyl group can be covalently linked to the defined chemical structure. Cycloalkyl rings can be optionally substituted. Nonlimiting examples of cycloalkyl groups include: cyclopropyl, 2-methyl-cyclopropyl, cyclopropenyl, cyclobutyl, 2,3-dihydroxycyclobutyl, cyclobutenyl, cyclopentyl, cyclopentenyl, cyclopentadienyl, cyclohexyl, cyclohexenyl, cycloheptyl, cyclooctanyl, decalanyl, 2,5-dimethylcyclopentyl, 3,5-dichlorocyclohexyl, 4-hydroxycyclohexyl, 3,3,5-trimethylcyclohex-1-yl, octahydropentalenyl, octahydro-1H-indenyl, 3a,4,5,6,7,7a-hexahydro-3H-inden-4-yl, decahydroazulenyl; bicyclo[6.2.0]decanyl, decahydronaphthalenyl, and dodecahydro-1H-fluorenyl. The term “cycloalkyl” also includes carbocyclic rings which are bicyclic hydrocarbon rings, non-limiting examples of which include, bicyclo-[2.1.1]hexanyl, bicyclo[2.2.1]heptanyl, bicyclo[3.1.1]heptanyl, 1,3-dimethyl[2.2.1]heptan-2-yl, bicyclo[2.2.2]octanyl, and bicyclo[3.3.3]undecanyl.

[0045] “Haloalkyl” is intended to include both branched and straight-chain saturated aliphatic hydrocarbon groups having the specified number of carbon atoms, substituted with 1 or more halogen. Haloalkyl groups include perhaloalkyl groups, wherein all hydrogens of an alkyl group have been replaced with halogens (e.g., —CF₃, —CF₂CF₃). Haloalkyl groups can optionally be substituted with one or

more substituents in addition to halogen. Examples of haloalkyl groups include, but are not limited to, fluoromethyl, dichloroethyl, trifluoromethyl, trichloromethyl, pentafluoroethyl, and pentachloroethyl groups.

[0046] The term “alkoxy” refers to the group —O-alkyl, wherein the alkyl group is as defined above. Alkoxy groups optionally may be substituted. The term C₃-C₆ cyclic alkoxy refers to a ring containing 3 to 6 carbon atoms and at least one oxygen atom (e.g., tetrahydrofuran, tetrahydro-2H-pyran). C₃-C₆ cyclic alkoxy groups optionally may be substituted.

[0047] The term “haloalkoxy” refers to the group —O-haloalkyl, wherein the haloalkyl group is as defined above. Examples of haloalkoxy groups include, but are not limited to, fluoromethoxy, difluoromethoxy, trifluoromethoxy, and pentafluoroethoxy.

[0048] The term “aryl,” wherein used alone or as part of another group, is defined herein as an unsaturated, aromatic monocyclic ring of 6 carbon members or to an unsaturated, aromatic polycyclic ring of from 10 to 14 carbon members. Aryl rings can be, for example, phenyl or naphthyl ring each optionally substituted with one or more moieties capable of replacing one or more hydrogen atoms. Non-limiting examples of aryl groups include: phenyl, naphthylen-1-yl, naphthylen-2-yl, 4-fluorophenyl, 2-hydroxyphenyl, 3-methylphenyl, 2-amino-4-fluorophenyl, 2-(N,N-diethylamino)phenyl, 2-cyanophenyl, 2,6-di-tert-butylphenyl, 3-methoxyphenyl, 8-hydroxynaphthylen-2-yl, 4,5-dimethoxynaphthylen-1-yl, and 6-cyano-naphthylen-1-yl. Aryl groups also include, for example, phenyl or naphthyl rings fused with one or more saturated or partially saturated carbon rings (e.g., bicyclo[4.2.0]octa-1,3,5-trienyl, indanyl), which can be substituted at one or more carbon atoms of the aromatic and/or saturated or partially saturated rings.

[0049] The term “arylalkyl” or “aralkyl” refers to the group -alkyl-aryl, where the alkyl and aryl groups are as defined herein. Aralkyl groups of the present invention are optionally substituted. Examples of arylalkyl groups include, for example, benzyl, 1-phenylethyl, 2-phenylethyl, 3-phenylpropyl, 2-phenylpropyl, fluorenylmethyl and the like.

[0050] The terms “heterocyclic” and/or “heterocycle” and/or “heterocyclyl,” whether used alone or as part of another group, are defined herein as one or more ring having from 3 to 20 atoms wherein at least one atom in at least one ring is a heteroatom selected from nitrogen (N), oxygen (O), or sulfur (S), and wherein further the ring that includes the heteroatom is non-aromatic. In heterocycle groups that include 2 or more fused rings, the non-heteroatom bearing ring may be aryl (e.g., indolanyl, tetrahydroquinolanyl, chromanyl). Exemplary heterocycle groups have from 3 to 14 ring atoms of which from 1 to 5 are heteroatoms independently selected from nitrogen (N), oxygen (O), or sulfur (S). One or more N or S atoms in a heterocycle group can be oxidized. Heterocycle groups can be optionally substituted.

[0051] Non-limiting examples of heterocyclic units having a single ring include: diazirinyl, aziridinyl, urazolyl, azetidiny, pyrazolidinyl, imidazolidinyl, oxazolidinyl, isoxazoliny, isoxazolyl, thiazolidinyl, isothiazolyl, isothiazoliny oxathiazolidinonyl, oxazolidinonyl, hydantoinyl, tetrahydrofuranyl, pyrrolidinyl, morpholiny, piperazinyl, piperidinyl, dihydropyranly, tetrahydropyranly, piperidin-2-onyl (valerolactam), 2,3,4,5-tetrahydro-1H-azepinyl, 2,3-dihydro-1H-indole, and 1,2,3,4-tetrahydro-quinoline. Non-

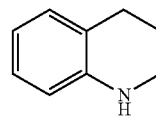
limiting examples of heterocyclic units having 2 or more rings include: hexahydro-1H-pyrroliziny, 3a,4,5,6,7,7a-hexahydro-1H-benzo[d]imidazolyl, 3a,4,5,6,7,7a-hexahydro-1H-indolyl, 1,2,3,4-tetrahydroquinoliny, chromanyl, isochromanyl, indoliny, isoindoliny, and decahydro-1H-cycloocta[b]pyrrolyl.

[0052] The term “heteroaryl,” whether used alone or as part of another group, is defined herein as one or more rings having from 5 to 20 atoms wherein at least one atom in at least one ring is a heteroatom chosen from nitrogen (N), oxygen (O), or sulfur (S), and wherein further at least one of the rings that includes a heteroatom is aromatic. In heteroaryl groups that include 2 or more fused rings, the non-heteroatom bearing ring may be a carbocycle (e.g., 6,7-Dihydro-5H-cyclopentapyrimidine) or aryl (e.g., benzofuranyl, benzothiophenyl, indolyl). Exemplary heteroaryl groups have from 5 to 14 ring atoms and contain from 1 to 5 ring heteroatoms independently selected from nitrogen (N), oxygen (O), or sulfur (S). One or more N or S atoms in a heteroaryl group can be oxidized. Heteroaryl groups can be substituted. Non-limiting examples of heteroaryl rings containing a single ring include: 1,2,3,4-tetrazolyl, [1,2,3]triazolyl, [1,2,4]triazolyl, triazinyl, thiazolyl, 1H-imidazolyl, oxazolyl, furanyl, thiophenyl, pyrimidinyl, 2-phenylpyrimidinyl, pyridinyl, 3-methylpyridinyl, and 4-dimethylamino-pyridinyl. Non-limiting examples of heteroaryl rings containing 2 or more fused rings include: benzofuranyl, benzothiophenyl, benzoxazolyl, benzthiazolyl, benztriazolyl, cinnoliny, naphthyridinyl, phenanthridinyl, 7H-puriny, 9H-puriny, 6-amino-9H-puriny, 5H-pyrrolo[3,2-d]pyrimidinyl, 7H-pyrrolo[2,3-d]pyrimidinyl, pyrido[2,3-d]pyrimidinyl, 2-phenylbenzo[d]thiazolyl, 1H-indolyl, 4,5,6,7-tetrahydro-1H-indolyl, quinoxaliny, 5-methylquinoxaliny, quinazoliny, quinoliny, 8-hydroxyquinoliny, 1H-benzo[d]imidazol-2(3H)-onyl, 1H-benzo[d]imidazolyl, and isoquinoliny.

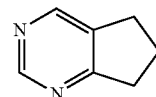
[0053] One non-limiting example of a heteroaryl group as described above is C₁-C₅ heteroaryl, which has 1 to 5 carbon ring atoms and at least one additional ring atom that is a heteroatom (preferably 1 to 4 additional ring atoms that are heteroatoms) independently selected from nitrogen (N), oxygen (O), or sulfur (S). Examples of C₁-C₅ heteroaryl include, but are not limited to, triazinyl, thiazol-2-yl, thiazol-4-yl, imidazol-1-yl, 1H-imidazol-2-yl, 1H-imidazol-4-yl, isoxazolin-5-yl, furan-2-yl, furan-3-yl, thiophen-2-yl, thiophen-4-yl, pyrimidin-2-yl, pyrimidin-4-yl, pyrimidin-5-yl, pyridin-2-yl, pyridin-3-yl, and pyridin-4-yl.

[0054] Unless otherwise noted, when two substituents are taken together to form a ring having a specified number of ring atoms (e.g., R² and R³ taken together with the nitrogen (N) to which they are attached to form a ring having from 3 to 7 ring members), the ring can have carbon atoms and optionally one or more (e.g., 1 to 3) additional heteroatoms independently selected from nitrogen (N), oxygen (O), or sulfur (S). The ring can be saturated or partially saturated and can be optionally substituted.

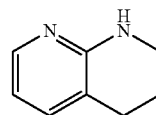
[0055] For the purposes of the present invention fused ring units, as well as spirocyclic rings, bicyclic rings and the like, which comprise a single heteroatom will be considered to belong to the cyclic family corresponding to the heteroatom containing ring. For example, 1,2,3,4-tetrahydroquinoline having the formula:



is, for the purposes of the present invention, considered a heterocyclic unit. 6,7-Dihydro-5H-cyclopentapyrimidine having the formula:



is, for the purposes of the present invention, considered a heteroaryl unit. When a fused ring unit contains heteroatoms in both a saturated and an aryl ring, the aryl ring will predominate and determine the type of category to which the ring is assigned. For example, 1,2,3,4-tetrahydro-[1,8]naphthyridine having the formula:



is, for the purposes of the present invention, considered a heteroaryl unit.

[0056] Whenever a term or either of their prefix roots appear in a name of a substituent the name is to be interpreted as including those limitations provided herein. For example, whenever the term “alkyl” or “aryl” or either of their prefix roots appear in a name of a substituent (e.g., arylalkyl, alkylamino) the name is to be interpreted as including those limitations given above for “alkyl” and “aryl.”

[0057] The term “substituted” is used throughout the specification. The term “substituted” is defined herein as a moiety, whether acyclic or cyclic, which has one or more hydrogen atoms replaced by a substituent or several (e.g., 1 to 10) substituents as defined herein below. The substituents are capable of replacing one or two hydrogen atoms of a single moiety at a time. In addition, these substituents can replace two hydrogen atoms on two adjacent carbons to form said substituent, new moiety or unit. For example, a substituted unit that requires a single hydrogen atom replacement includes halogen, hydroxyl, and the like. A two hydrogen atom replacement includes carbonyl, oximino, and the like. A two hydrogen atom replacement from adjacent carbon atoms includes epoxy, and the like. The term “substituted” is used throughout the present specification to indicate that a moiety can have one or more of the hydrogen atoms replaced by a substituent. When a moiety is described as “substituted” any number of the hydrogen atoms may be replaced. For example, difluoromethyl is a substituted C₁ alkyl; trifluoromethyl is a substituted C₁ alkyl; 4-hydroxyphenyl is a substituted aromatic ring; (N,N-dimethyl-5-amino)octanyl is a substituted C₈ alkyl; 3-guanidinopropyl is a substituted C₃ alkyl; and 2-carboxypyridinyl is a substituted heteroaryl.

[0058] The variable groups defined herein, e.g., alkyl, alkenyl, alkynyl, cycloalkyl, alkoxy, aryloxy, aryl, heterocycle and heteroaryl groups defined herein, whether used alone or as part of another group, can be optionally substituted. Optionally substituted groups will be so indicated.

[0059] The following are non-limiting examples of substituents which can substitute for hydrogen atoms on a moiety: halogen (chlorine (Cl), bromine (Br), fluorine (F) and iodine (I)), —CN, —NO₂, oxo (=O), —OR¹², —SR¹², —N(R¹²)₂, —NR¹²C(O)R¹², —SO₂R¹², —SO₂OR¹², —SO₂N(R¹²)₂, —C(O)R¹², —C(O)OR¹², —C(O)N(R¹²)₂, C₁₋₆ alkyl, C₁₋₆ haloalkyl, C₁₋₆ alkoxy, C₂₋₈ alkenyl, C₂₋₈ alkynyl, C₃₋₁₄ cycloalkyl, aryl, heterocycle, or heteroaryl, wherein each of the alkyl, haloalkyl, alkenyl, alkynyl, alkoxy, cycloalkyl, aryl, heterocycle, and heteroaryl groups is optionally substituted with 1-10 (e.g., 1-6 or 1-4) groups selected independently from halogen, —CN, —NO₂, oxo, and R¹²; wherein R¹, at each occurrence, independently is hydrogen, —OR¹³, —SR¹³, —C(O)R¹³, —C(O)OR¹³, —C(O)N(R¹³)₂, —SO₂R¹³, —S(O)₂OR¹³, —N(R¹³)₂, —NR¹³C(O)R¹³, C₁₋₆ alkyl, C₁₋₆ haloalkyl, C₂₋₈ alkenyl, C₂₋₈ alkynyl, cycloalkyl (e.g., C₃₋₆ cycloalkyl), aryl, heterocycle, or heteroaryl, or two R¹² units taken together with the atom(s) to which they are bound form an optionally substituted carbocycle or heterocycle wherein said carbocycle or heterocycle has 3 to 7 ring atoms; wherein R¹³, at each occurrence, independently is hydrogen, C₁₋₆ alkyl, C₁₋₆ haloalkyl, C₂₋₈ alkenyl, C₂₋₈ alkynyl, cycloalkyl (e.g., C₃₋₆ cycloalkyl), aryl, heterocycle, or heteroaryl, or two R¹³ units taken together with the atom(s) to which they are bound form an optionally substituted carbocycle or heterocycle wherein said carbocycle or heterocycle preferably has 3 to 7 ring atoms.

[0060] In some embodiments, the substituents are selected from

- [0061]** i) —OR¹⁴; for example, —OH, —OCH₃, —OCH₂CH₃, —OCH₂CH₂CH₃;
- [0062]** ii) —C(O)R¹⁴; for example, —COCH₃, —COCH₂CH₃, —COCH₂CH₂CH₃;
- [0063]** iii) —C(O)OR¹⁴; for example, —CO₂CH₃, —CO₂CH₂CH₃, —CO₂CH₂CH₂CH₃;
- [0064]** iv) —C(O)N(R¹⁴)₂; for example, —CONH₂, —CONHCH₃, —CON(CH₃)₂;
- [0065]** v) —N(R¹⁴)₂; for example, —NH₂, —NHCH₃, —N(CH₃)₂, —NH(CH₂CH₃);
- [0066]** vi) halogen: —F, —Cl, —Br, and —I;
- [0067]** vii) —CH_eX_g; wherein X is halogen, m is from 0 to 2, e+g=3; for example, —CH₂F, —CHF₂, —CF₃, —CCl₃, or —CBr₃;
- [0068]** viii) —SO₂R¹⁴; for example, —SO₂H; —SO₂CH₃; —SO₂C₆H₅;
- [0069]** ix) C₁₋₆ linear, branched, or cyclic alkyl;
- [0070]** x) Cyano
- [0071]** xi) Nitro;
- [0072]** xii) N(R¹⁴)C(O)R¹⁴;
- [0073]** xiii) Oxo (=O);
- [0074]** xiv) Heterocycle; and
- [0075]** xv) Heteroaryl.

wherein each R¹⁴ is independently hydrogen, optionally substituted C₁₋₆ linear or branched alkyl (e.g., optionally substituted C₁₋₄ linear or branched alkyl), or optionally substituted C₃₋₆ cycloalkyl (e.g. optionally substituted C₃₋₄ cycloalkyl); or two R¹⁴ units can be taken together to form a ring comprising 3-7 ring atoms. In certain aspects,

each R¹⁴ is independently hydrogen, C₁₋₆ linear or branched alkyl optionally substituted with halogen or C₃₋₆ cycloalkyl or C₃₋₆ cycloalkyl.

[0076] At various places in the present specification, substituents of compounds are disclosed in groups or in ranges. It is specifically intended that the description include each and every individual subcombination of the members of such groups and ranges. For example, the term “C₁₋₆ alkyl” is specifically intended to individually disclose C₁, C₂, C₃, C₄, C₅, C₆, C_{1-C6}, C_{1-C5}, C_{1-C4}, C_{1-C3}, C_{1-C2}, C_{2-C6}, C_{2-C5}, C_{2-C4}, C_{2-C3}, C_{3-C6}, C_{3-C5}, C_{3-C4}, C_{4-C6}, C_{4-C5}, and C_{5-C6}, alkyl.

[0077] For the purposes of the present invention the terms “compound,” “analog,” and “composition of matter” stand equally well for the 5-hydroxytryptamine receptor 7 activity modulators described herein, including all enantiomeric forms, diastereomeric forms, salts, and the like, and the terms “compound,” “analog,” and “composition of matter” are used interchangeably throughout the present specification.

[0078] Compounds described herein can contain an asymmetric atom (also referred as a chiral center), and some of the compounds can contain one or more asymmetric atoms or centers, which can thus give rise to optical isomers (enantiomers) and diastereomers. The present teachings and compounds disclosed herein include such enantiomers and diastereomers, as well as the racemic and resolved, enantiomerically pure R and S stereoisomers, as well as other mixtures of the R and S stereoisomers and pharmaceutically acceptable salts thereof. Optical isomers can be obtained in pure form by standard procedures known to those skilled in the art, which include, but are not limited to, diastereomeric salt formation, kinetic resolution, and asymmetric synthesis. The present teachings also encompass cis and trans isomers of compounds containing alkenyl moieties (e.g., alkenes and imines). It is also understood that the present teachings encompass all possible regioisomers, and mixtures thereof, which can be obtained in pure form by standard separation procedures known to those skilled in the art, and include, but are not limited to, column chromatography, thin-layer chromatography, and high-performance liquid chromatography.

[0079] Pharmaceutically acceptable salts of compounds of the present teachings, which can have an acidic moiety, can be formed using organic and inorganic bases. Both mono and polyanionic salts are contemplated, depending on the number of acidic hydrogens available for deprotonation. Suitable salts formed with bases include metal salts, such as alkali metal or alkaline earth metal salts, for example sodium, potassium, or magnesium salts; ammonia salts and organic amine salts, such as those formed with morpholine, thiomorpholine, piperidine, pyrrolidine, a mono-, di- or tri-lower alkylamine (e.g., ethyl-tert-butyl-, diethyl-, diisopropyl-, triethyl-, tributyl- or dimethylpropylamine), or a mono-, di-, or trihydroxy lower alkylamine (e.g., mono-, di- or triethanolamine). Specific non-limiting examples of inorganic bases include NaHCO₃, Na₂CO₃, KHCO₃, K₂CO₃, Cs₂CO₃, LiOH, NaOH, KOH, NaH₂PO₄, Na₂HPO₄, and Na₃PO₄. Internal salts also can be formed. Similarly, when a compound disclosed herein contains a basic moiety, salts can be formed using organic and inorganic acids. For example, salts can be formed from the following acids: acetic, propionic, lactic, benzenesulfonic, benzoic, camphor-sulfonic, citric, tartaric, succinic, dichloroacetic, ethenesul-

fonic, formic, fumaric, gluconic, glutamic, hippuric, hydrobromic, hydrochloric, isethionic, lactic, maleic, malic, malonic, mandelic, methanesulfonic, mucic, naphthalenesulfonic, nitric, oxalic, pantoic, pantothenic, phosphoric, phthalic, propionic, succinic, sulfuric, tartaric, toluenesulfonic, and camphorsulfonic as well as other known pharmaceutically acceptable acids.

[0080] When any variable occurs more than one time in any constituent or in any formula, its definition in each occurrence is independent of its definition at every other occurrence (e.g., in $N(R^9)_2$, each R^9 may be the same or different than the other). Combinations of substituents and/or variables are permissible only if such combinations result in stable compounds.

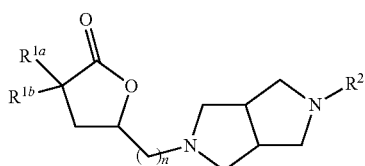
[0081] The terms “treat” and “treating” and “treatment” as used herein, refer to partially or completely alleviating, inhibiting, ameliorating and/or relieving a condition from which a patient is suspected to suffer.

[0082] As used herein, “therapeutically effective” and “effective dose” refer to a substance or an amount that elicits a desirable biological activity or effect.

[0083] Except when noted, the terms “subject” or “patient” are used interchangeably and refer to mammals such as human patients and non-human primates, as well as experimental animals such as rabbits, rats, and mice, and other animals. Accordingly, the term “subject” or “patient” as used herein means any mammalian patient or subject to which the compounds of the invention can be administered. In an exemplary embodiment of the present invention, to identify subject patients for treatment according to the methods of the invention, accepted screening methods are employed to determine risk factors associated with a targeted or suspected disease or condition or to determine the status of an existing disease or condition in a subject. These screening methods include, for example, conventional work-ups to determine risk factors that may be associated with the targeted or suspected disease or condition. These and other routine methods allow the clinician to select patients in need of therapy using the methods and compounds of the present invention.

[0084] The 5-Hydroxytryptamine Receptor 7 Activity Modulators

[0085] The 5-hydroxytryptamine receptor 7 activity modulators of the present invention include all enantiomeric and diastereomeric forms of the formula



including hydrates, solvates, pharmaceutically acceptable salts, prodrugs and complexes thereof, wherein:

including hydrates, solvates, pharmaceutically acceptable salts, prodrugs and complexes thereof, wherein:

[0086] n is 1, 2, or 3;

[0087] R^{1a} and R^{1b} are each independently selected from the group consisting of hydrogen, C_{1-6} linear alkyl, and C_{1-6}

branched alkyl, or R^{1a} and R^{1b} may be taken together with the atom to which they are bound to form a ring having from 3 to 7 ring atoms;

[0088] R^2 is selected from a group consisting of a benzene ring that is optionally substituted with 0 to 3 R^3 groups that are not hydrogen, a 3-pyridine ring that is optionally substituted with 0 to 2 R^4 groups that are not hydrogen, and a 2-pyridine ring that is optionally substituted with 0 to 2 R^4 groups that are not hydrogen;

[0089] R^3 is at each occurrence independently selected from the group consisting of hydrogen, OH, NO_2 , halogen, CN, C_{1-6} linear alkyl, C_{3-7} branched alkyl, C_{3-7} cycloalkyl, C_{1-6} linear alkoxy, C_{3-7} branched alkoxy, C_{3-7} cycloalkoxy, C_{1-6} linear haloalkyl, C_{3-7} branched haloalkyl, C_{1-6} linear haloalkoxy, heterocyclyl, $-S(C_{1-6}$ linear alkyl), $S(C_{3-7}$ branched alkyl), $-S(C_{3-7}$ cycloalkyl), $-SO_2(C_{1-6}$ linear alkyl), $SO_2(C_{3-7}$ branched alkyl), $-SO_2(C_{3-7}$ cycloalkyl), COR^5 , CO_2R^5 , $CONR^{7a}R^{7b}$, $SO_2NR^{7a}R^{7b}$, $NR^{8a}R^{8b}$, $NR^{8a}COR^9$, $NR^{8a}SO_2R^{10}$, and $NR^{8a}SO_2NR^{11a}R^{11b}$;

[0090] the terms R^{3a} , R^{3b} , R^{3c} , R^{3d} , and R^{3e} may be used to designate individual R^3 groups on a benzene ring;

[0091] R^4 is at each occurrence independently selected from the group consisting of hydrogen, OH, NO_2 , halogen, CN, C_{1-6} linear alkyl, C_{3-7} branched alkyl, C_{3-7} cycloalkyl, C_{1-6} linear alkoxy, C_{3-7} branched alkoxy, C_{3-7} cycloalkoxy, C_{1-6} linear haloalkyl, C_{3-7} branched haloalkyl, C_{1-6} linear haloalkoxy, heterocyclyl, $-S(C_{1-6}$ linear alkyl), $S(C_{3-7}$ branched alkyl), $-S(C_{3-7}$ cycloalkyl), COR^5 , CO_2R^5 , $CONR^{7a}R^{7b}$, $SO_2NR^{7a}R^{7b}$, $NR^{8a}R^{8b}$, $NR^{8a}COR^9$, $NR^{8a}SO_2R^{10}$, and $NR^{8a}SO_2NR^{11a}R^{11b}$;

[0092] the terms R^{4a} , R^{4b} , R^{4c} , and R^{4d} may be used to designate individual R^4 groups on a pyridine ring;

[0093] R^5 is at each occurrence independently selected from the group consisting of H, C_{1-6} linear alkyl, C_{3-7} branched alkyl, and C_{3-7} cycloalkyl;

[0094] R^6 is at each occurrence independently selected from the group consisting of C_{1-6} linear alkyl, C_{3-7} branched alkyl, and C_{3-7} cycloalkyl;

[0095] R^{7a} is at each occurrence independently selected from the group consisting of H, C_{1-6} linear alkyl, C_{3-7} branched alkyl, and C_{3-7} cycloalkyl;

[0096] R^{7b} is at each occurrence independently selected from the group consisting of H, C_{1-6} linear alkyl, C_{3-7} branched alkyl, and C_{3-7} cycloalkyl;

[0097] R^{8a} is at each occurrence independently selected from the group consisting of H, C_{1-6} linear alkyl, C_{3-7} branched alkyl, and C_{3-7} cycloalkyl;

[0098] R^{8b} is at each occurrence independently selected from the group consisting of H, C_{1-6} linear alkyl, C_{3-7} branched alkyl, and C_{3-7} cycloalkyl;

[0099] R^{8a} and R^{8b} may be taken together with the atom to which they are bound to form a ring having from 3 to 7 ring atoms optionally containing an oxygen;

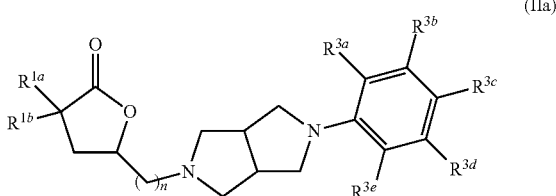
[0100] R^9 is at each occurrence independently selected from the group consisting of H, C_{1-6} linear alkyl, C_{3-7} branched alkyl, and C_{3-7} cycloalkyl;

[0101] R^{10} is at each occurrence independently selected from the group consisting of C_{1-6} linear alkyl, C_{3-7} branched alkyl, and C_{3-7} cycloalkyl;

[0102] R^{11a} is at each occurrence independently selected from the group consisting of hydrogen, C_{1-6} linear alkyl, C_{3-7} branched alkyl, and C_{3-7} cycloalkyl; and

[0103] R^{11b} is at each occurrence independently selected from the group consisting of C_{1-6} linear alkyl, C_{3-7} branched alkyl, and C_{3-7} cycloalkyl.

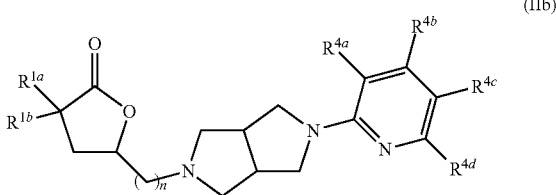
[0104] In one embodiment, the present invention includes compounds having formula (IIa):



Including hydrates, solvates, enantiomers, diastereomers, pharmaceutically acceptable salts, and complexes thereof wherein:

[0105] at least 2 of the group R^{3a} , R^{3b} , R^{3c} , R^{3d} , and R^{3e} are hydrogen and 0 to 3 of R^{3a} , R^{3b} , R^{3c} , R^{3d} , and R^{3e} are independently selected from the group consisting of OH, NO_2 , halogen, CN, C_{1-6} linear alkyl, C_{3-7} branched alkyl, C_{3-7} cycloalkyl, C_{1-6} linear alkoxy, C_{3-7} branched alkoxy, C_{3-7} cycloalkoxy, C_{1-6} linear haloalkyl, C_{3-7} branched haloalkyl, C_{1-6} linear haloalkoxy, heterocyclyl, $-S(C_{1-6}$ linear alkyl), $S(C_{3-7}$ branched alkyl), $-S(C_{3-7}$ cycloalkyl), $-SO_2(C_{1-6}$ linear alkyl), $SO_2(C_{3-7}$ branched alkyl), $-SO_2(C_{3-7}$ cycloalkyl), COR^5 , CO_2R^6 , $CONR^{7a}R^{7b}$, $SO_2NR^{7a}R^{7b}$, $NR^{8a}R^{8b}$, $NR^{8a}COR^9$, $NR^{8a}SO_2R^{10}$, and $NR^{8a}SO_2NR^{11a}R^{11b}$.

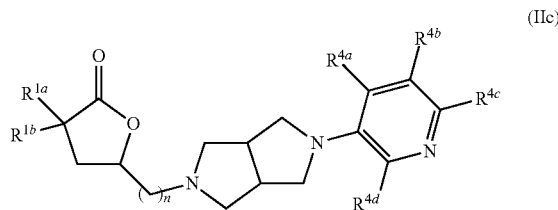
[0106] In one embodiment, the present invention includes compounds having formula (IIb):



Including hydrates, solvates, enantiomers, diastereomers, pharmaceutically acceptable salts, and complexes thereof wherein:

[0107] at least 2 of the group R^{4a} , R^{4b} , R^{4c} , and R^{4d} are hydrogen and 0 to 2 of R^{4a} , R^{4b} , R^{4c} , and R^{4d} are independently selected from the group consisting of OH, NO_2 , halogen, CN, C_{1-6} linear alkyl, C_{3-7} branched alkyl, C_{3-7} cycloalkyl, C_{1-6} linear alkoxy, C_{3-7} branched alkoxy, C_{3-7} cycloalkoxy, C_{1-6} linear haloalkyl, C_{3-7} branched haloalkyl, C_{1-6} linear haloalkoxy, heterocyclyl, $-S(C_{1-6}$ linear alkyl), $S(C_{3-7}$ branched alkyl), $-S(C_{3-7}$ cycloalkyl), $-SO_2(C_{1-6}$ linear alkyl), $SO_2(C_{3-7}$ branched alkyl), $-SO_2(C_{3-7}$ cycloalkyl), COR^5 , CO_2R^6 , $CONR^{7a}R^{7b}$, $SO_2NR^{7a}R^{7b}$, $NR^{8a}R^{8b}$, $NR^{8a}COR^9$, $NR^{8a}SO_2R^{10}$, and $NR^{8a}SO_2NR^{11a}R^{11b}$.

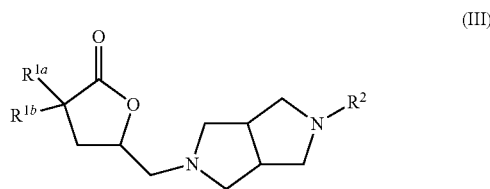
[0108] In one embodiment, the present invention includes compounds having formula (IIc):



Including hydrates, solvates, enantiomers, diastereomers, pharmaceutically acceptable salts, and complexes thereof wherein:

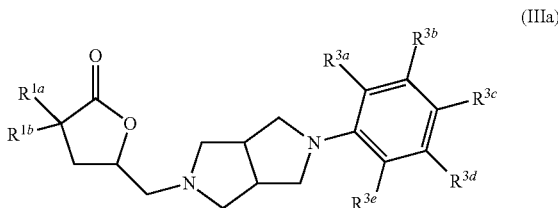
[0109] at least 2 of the group R^{4a} , R^{4b} , R^{4c} , and R^{4d} are hydrogen and 0 to 2 of R^{4a} , R^{4b} , R^{4c} , and R^{4d} are independently selected from the group consisting of OH, NO_2 , halogen, CN, C_{1-6} linear alkyl, C_{3-7} branched alkyl, C_{3-7} cycloalkyl, C_{1-6} linear alkoxy, C_{3-7} branched alkoxy, C_{3-7} cycloalkoxy, C_{1-6} linear haloalkyl, C_{3-7} branched haloalkyl, C_{1-6} linear haloalkoxy, heterocyclyl, $-S(C_{1-6}$ linear alkyl), $S(C_{3-7}$ branched alkyl), $-S(C_{3-7}$ cycloalkyl), $-SO_2(C_{1-6}$ linear alkyl), $SO_2(C_{3-7}$ branched alkyl), $-SO_2(C_{3-7}$ cycloalkyl), COR^5 , C_2R^6 , $CONR^{7a}R^{7b}$, $SO_2NR^{7a}R^{7b}$, $NR^{8a}R^{8b}$, $NR^{8a}COR^9$, $NR^{8a}SO_2R^{10}$, and $NR^{8a}SO_2NR^{11a}R^{11b}$.

[0110] In one embodiment, the present invention includes compounds having formula (III):



Including hydrates, solvates, enantiomers, diastereomers, pharmaceutically acceptable salts, and complexes thereof.

[0111] In one embodiment, the present invention includes compounds having formula (IIIa):

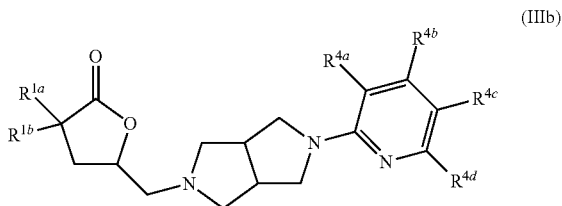


Including hydrates, solvates, enantiomers, diastereomers, pharmaceutically acceptable salts, and complexes thereof wherein:

[0112] at least 2 of the group R^{3a} , R^{3b} , R^{3c} , R^{3d} , and R^{3e} are hydrogen and 0 to 3 of R^{3a} , R^{3b} , R^{3c} , R^{3d} , and R^{3e} are independently selected from the group consisting of OH, NO_2 , halogen, CN, C_{1-6} linear alkyl, C_{3-7} branched alkyl, C_{3-7} cycloalkyl, C_{1-6} linear alkoxy, C_{3-7} branched alkoxy, C_{3-7} cycloalkoxy, C_{1-6} linear haloalkyl, C_{3-7} branched

haloalkyl, C₁₋₆ linear haloalkoxy, heterocyclyl, —S(C₁₋₆ linear alkyl), S(C₃₋₇ branched alkyl), —S(C₃₋₇ cycloalkyl), —SO₂(C₁₋₆ linear alkyl), SO₂(C₃₋₇ branched alkyl), —SO₂(C₃₋₇ cycloalkyl), COR⁵, CO₂R⁶, CONR^{7a}R^{7b}, SO₂NR^{7a}R^{7b}, NR^{8a}R^{8b}, NR^{8a}COR⁹, NR^{8a}SO₂R¹⁰, and NR^{8a}SO₂NR^{11a}R^{11b}.

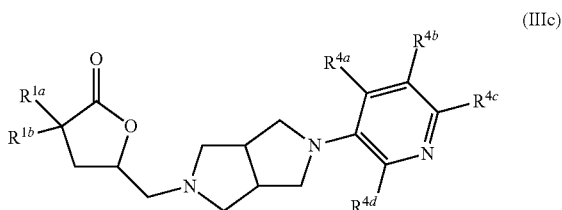
[0113] In one embodiment, the present invention includes compounds having formula (IIIb):



Including hydrates, solvates, enantiomers, diastereomers, pharmaceutically acceptable salts, and complexes thereof wherein:

[0114] at least 2 of the group R^{4a}, R^{4b}, R^{4c}, and R^{4d}, are hydrogen and 0 to 2 of R^{4a}, R^{4b}, R^{4c}, and R^{4d} are independently selected from the group consisting of OH, NO₂, halogen, CN, C₁₋₆ linear alkyl, C₃₋₇ branched alkyl, C₃₋₇ cycloalkyl, C₁₋₆ linear alkoxy, C₃₋₇ branched alkoxy, C₃₋₇ cycloalkoxy, C₁₋₆ linear haloalkyl, C₃₋₇ branched haloalkyl, C₁₋₆ linear haloalkoxy, heterocyclyl, —S(C₁₋₆ linear alkyl), S(C₃₋₇ branched alkyl), —S(C₃₋₇ cycloalkyl), —SO₂(C₁₋₆ linear alkyl), SO₂(C₃₋₇ branched alkyl), —SO₂(C₃₋₇ cycloalkyl), COR⁵, CO₂R⁶, CONR^{7a}R^{7b}, SO₂NR^{7a}R^{7b}, NR^{8a}R^{8b}, NR^{8a}COR⁹, NR^{8a}SO₂R¹⁰, and NR^{8a}SO₂NR^{11a}R^{11b}.

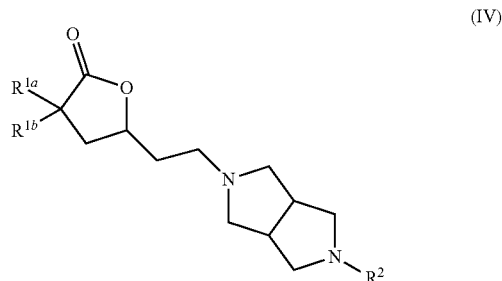
[0115] In one embodiment, the present invention includes compounds having formula (IIIc):



Including hydrates, solvates, enantiomers, diastereomers, pharmaceutically acceptable salts, and complexes thereof wherein:

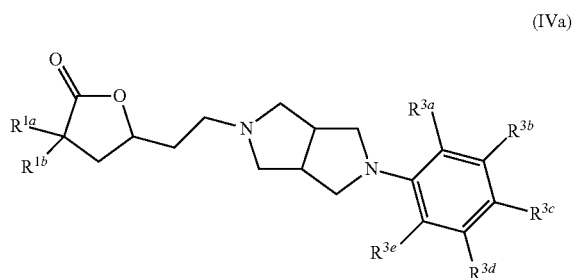
[0116] at least 2 of the group R^{4a}, R^{4b}, R^{4c}, and R^{4d}, are hydrogen and 0 to 2 of R^{4a}, R^{4b}, R^{4c}, and R^{4d} are independently selected from the group consisting of OH, NO₂, halogen, CN, C₁₋₆ linear alkyl, C₃₋₇ branched alkyl, C₃₋₇ cycloalkyl, C₁₋₆ linear alkoxy, C₃₋₇ branched alkoxy, C₃₋₇ cycloalkoxy, C₁₋₆ linear haloalkyl, C₃₋₇ branched haloalkyl, C₁₋₆ linear haloalkoxy, heterocyclyl, —S(C₁₋₆ linear alkyl), S(C₃₋₇ branched alkyl), —S(C₃₋₇ cycloalkyl), —SO₂(C₁₋₆ linear alkyl), SO₂(C₃₋₇ branched alkyl), —SO₂(C₃₋₇ cycloalkyl), COR⁵, CO₂R⁶, CONR^{7a}R^{7b}, SO₂NR^{7a}R^{7b}, NR^{8a}R^{8b}, NR^{8a}COR⁹, NR^{8a}SO₂R¹⁰, and NR^{8a}SO₂NR^{11a}R^{11b}.

[0117] In one embodiment, the present invention includes compounds having formula (IV):



Including hydrates, solvates, enantiomers, diastereomers, pharmaceutically acceptable salts, and complexes thereof.

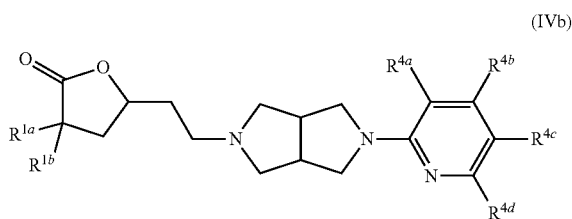
[0118] In one embodiment, the present invention includes compounds having formula (IVa):



Including hydrates, solvates, enantiomers, diastereomers, pharmaceutically acceptable salts, and complexes thereof wherein:

[0119] at least 2 of the group R^{3a}, R^{3b}, R^{3c}, R^{3d}, and R^{3e} are hydrogen and 0 to 3 of R^{3a}, R^{3b}, R^{3c}, R^{3d}, and R^{3e} are independently selected from the group consisting of OH, NO₂, halogen, CN, C₁₋₆ linear alkyl, C₃₋₇ branched alkyl, C₃₋₇ cycloalkyl, C₁₋₆ linear alkoxy, C₃₋₇ branched alkoxy, C₃₋₇ cycloalkoxy, C₁₋₆ linear haloalkyl, C₃₋₇ branched haloalkyl, C₁₋₆ linear haloalkoxy, heterocyclyl, —S(C₁₋₆ linear alkyl), S(C₃₋₇ branched alkyl), —S(C₃₋₇ cycloalkyl), —SO₂(C₁₋₆ linear alkyl), SO₂(C₃₋₇ branched alkyl), —SO₂(C₃₋₇ cycloalkyl), COR⁵, CO₂R⁶, CONR^{7a}R^{7b}, SO₂NR^{7a}R^{7b}, NR^{8a}R^{8b}, NR^{8a}COR⁹, NR^{8a}SO₂R¹⁰, and NR^{8a}SO₂NR^{11a}R^{11b}.

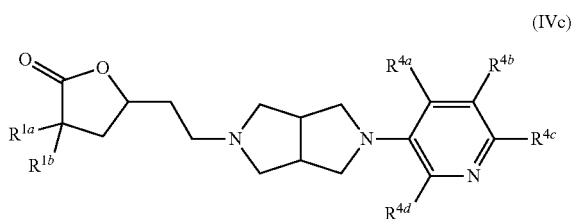
[0120] In one embodiment, the present invention includes compounds having formula (IVb):



Including hydrates, solvates, enantiomers, diastereomers, pharmaceutically acceptable salts, and complexes thereof wherein:

[0121] at least 2 of the group R^{4a} , R^{4b} , R^{4c} , and R^{4d} , are hydrogen and 0 to 2 of R^{4a} , R^{4b} , R^{4c} , and R^{4d} are independently selected from the group consisting of OH, NO_2 , halogen, CN, C_{1-6} linear alkyl, C_{3-7} branched alkyl, C_{3-7} cycloalkyl, C_{1-6} linear alkoxy, C_{3-7} branched alkoxy, C_{3-7} cycloalkoxy, C_{1-6} linear haloalkyl, C_{3-7} branched haloalkyl, C_{1-6} linear haloalkoxy, heterocyclyl, $-\text{S}(\text{C}_{1-6}$ linear alkyl), $\text{S}(\text{C}_{3-7}$ branched alkyl), $-\text{S}(\text{C}_{3-7}$ cycloalkyl), $-\text{SO}_2(\text{C}_{1-6}$ linear alkyl), $\text{SO}_2(\text{C}_{3-7}$ branched alkyl), $-\text{SO}_2(\text{C}_{3-7}$ cycloalkyl), COR^5 , CO_2R^6 , $\text{CONR}^{7a}\text{R}^{7b}$, $\text{SO}_2\text{NR}^{7a}\text{R}^{7b}$, $\text{NR}^{8a}\text{R}^{8b}$, $\text{NR}^{8a}\text{COR}^9$, $\text{NR}^{8a}\text{SO}_2\text{R}^{10}$, and $\text{NR}^{8a}\text{SO}_2\text{NR}^{11a}\text{R}^{11b}$.

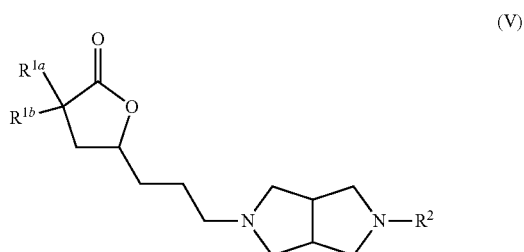
[0122] In one embodiment, the present invention includes compounds having formula (IVc):



Including hydrates, solvates, enantiomers, diastereomers, pharmaceutically acceptable salts, and complexes thereof wherein:

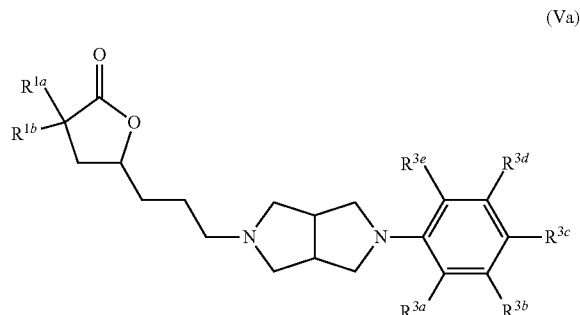
[0123] at least 2 of the group R^{4a} , R^{4b} , R^{4c} , and R^{4d} , are hydrogen and 0 to 2 of R^{4a} , R^{4b} , R^{4c} , and R^{4d} are independently selected from the group consisting of OH, NO_2 , halogen, CN, C_{1-6} linear alkyl, C_{3-7} branched alkyl, C_{3-7} cycloalkyl, C_{1-6} linear alkoxy, C_{3-7} branched alkoxy, C_{3-7} cycloalkoxy, C_{1-6} linear haloalkyl, C_{3-7} branched haloalkyl, C_{1-6} linear haloalkoxy, heterocyclyl, $-\text{S}(\text{C}_{1-6}$ linear alkyl), $\text{S}(\text{C}_{3-7}$ branched alkyl), $-\text{S}(\text{C}_{3-7}$ cycloalkyl), $-\text{SO}_2(\text{C}_{1-6}$ linear alkyl), $\text{SO}_2(\text{C}_{3-7}$ branched alkyl), $-\text{SO}_2(\text{C}_{3-7}$ cycloalkyl), COR^5 , C_2R^6 , $\text{CONR}^{7a}\text{R}^{7b}$, $\text{SO}_2\text{NR}^{7a}\text{R}^{7b}$, $\text{NR}^{8a}\text{R}^{8b}$, $\text{NR}^{8a}\text{COR}^9$, $\text{NR}^{8a}\text{SO}_2\text{R}^{10}$, and $\text{NR}^{8a}\text{SO}_2\text{NR}^{11a}\text{R}^{11b}$.

[0124] In one embodiment, the present invention includes compounds having formula (V):



Including hydrates, solvates, enantiomers, diastereomers, pharmaceutically acceptable salts, and complexes thereof.

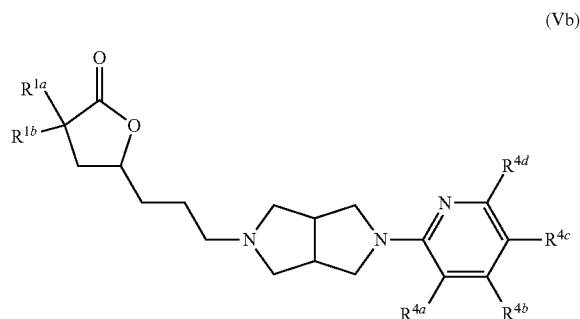
[0125] In one embodiment, the present invention includes compounds having formula (Va):



Including hydrates, solvates, enantiomers, diastereomers, pharmaceutically acceptable salts, and complexes thereof wherein:

[0126] at least 2 of the group R^{3a} , R^{3b} , R^{3c} , R^{3d} , and R^{3e} are hydrogen and 0 to 3 of R^{3a} , R^{3b} , R^{3c} , R^{3d} , and R^{3e} are independently selected from the group consisting of OH, NO_2 , halogen, CN, C_{1-6} linear alkyl, C_{3-7} branched alkyl, C_{3-7} cycloalkyl, C_{1-6} linear alkoxy, C_{3-7} branched alkoxy, C_{3-7} cycloalkoxy, C_{1-6} linear haloalkyl, C_{3-7} branched haloalkyl, C_{1-6} linear haloalkoxy, heterocyclyl, $-\text{S}(\text{C}_{1-6}$ linear alkyl), $\text{S}(\text{C}_{3-7}$ branched alkyl), $-\text{S}(\text{C}_{3-7}$ cycloalkyl), $-\text{SO}_2(\text{C}_{1-6}$ linear alkyl), $\text{SO}_2(\text{C}_{3-7}$ branched alkyl), $-\text{SO}_2(\text{C}_{3-7}$ cycloalkyl), COR^5 , CO_2R^6 , $\text{CONR}^{7a}\text{R}^{7b}$, $\text{SO}_2\text{NR}^{7a}\text{R}^{7b}$, $\text{NR}^{8a}\text{R}^{8b}$, $\text{NR}^{8a}\text{COR}^9$, $\text{NR}^{8a}\text{SO}_2\text{R}^{10}$, and $\text{NR}^{8a}\text{SO}_2\text{NR}^{11a}\text{R}^{11b}$.

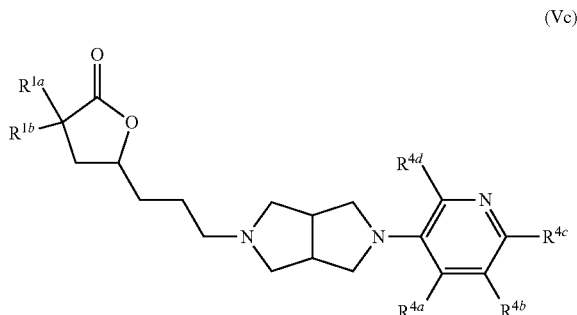
[0127] In one embodiment, the present invention includes compounds having formula (Vb):



Including hydrates, solvates, enantiomers, diastereomers, pharmaceutically acceptable salts, and complexes thereof wherein:

[0128] at least 2 of the group R^{4a} , R^{4b} , R^{4c} , and R^{4d} , are hydrogen and 0 to 2 of R^{4a} , R^{4b} , R^{4c} , and R^{4d} are independently selected from the group consisting of OH, NO_2 , halogen, CN, C_{1-6} linear alkyl, C_{3-7} branched alkyl, C_{3-7} cycloalkyl, C_{1-6} linear alkoxy, C_{3-7} branched alkoxy, C_{3-7} cycloalkoxy, C_{1-6} linear haloalkyl, C_{3-7} branched haloalkyl, C_{1-6} linear haloalkoxy, heterocyclyl, $-\text{S}(\text{C}_{1-6}$ linear alkyl), $\text{S}(\text{C}_{3-7}$ branched alkyl), $-\text{S}(\text{C}_{3-7}$ cycloalkyl), $-\text{SO}_2(\text{C}_{1-6}$ linear alkyl), $\text{SO}_2(\text{C}_{3-7}$ branched alkyl), $-\text{SO}_2(\text{C}_{3-7}$ cycloalkyl), COR^5 , CO_2R^6 , $\text{CONR}^{7a}\text{R}^{7b}$, $\text{SO}_2\text{NR}^{7a}\text{R}^{7b}$, $\text{NR}^{8a}\text{R}^{8b}$, $\text{NR}^{8a}\text{COR}^9$, $\text{NR}^{8a}\text{SO}_2\text{R}^{10}$, and $\text{NR}^{8a}\text{SO}_2\text{NR}^{11a}\text{R}^{11b}$.

[0129] In one embodiment, the present invention includes compounds having formula (Vc):



Including hydrates, solvates, enantiomers, diastereomers, pharmaceutically acceptable salts, and complexes thereof wherein:

[0130] at least 2 of the group R^{4a}, R^{4b}, R^{4c}, and R^{4d}, are hydrogen and 0 to 2 of R^{4a}, R^{4b}, R^{4c}, and R^{4d} are independently selected from the group consisting of OH, NO₂, halogen, CN, C₁₋₆ linear alkyl, C₃₋₇ branched alkyl, C₃₋₇ cycloalkyl, C₁₋₆ linear alkoxy, C₃₋₇ branched alkoxy, C₃₋₇ cycloalkoxy, C₁₋₆ linear haloalkyl, C₃₋₇ branched haloalkyl, C₁₋₆ linear haloalkoxy, heterocyclyl, —S(C₁₋₆ linear alkyl), S(C₃₋₇ branched alkyl), —S(C₃₋₇ cycloalkyl), —SO₂(C₁₋₆ linear alkyl), SO₂(C₃₋₇ branched alkyl), —SO₂(C₃₋₇ cycloalkyl), COR⁵, CO₂R⁶, CONR^{7a}R^{7b}, SO₂NR^{7a}R^{7b}, NR^{8a}R^{8b}, NR^{8a}COR⁹, NR^{8a}SO₂R¹⁰, and NR^{8a}SO₂NR^{11a}R^{11b}.

[0131] In some embodiments n is 1.

[0132] In some embodiments n is 2.

[0133] In some embodiments n is 3.

[0134] In some embodiments R^{1a} is hydrogen.

[0135] In some embodiments R^{1a} is C₁₋₆ linear alkyl.

[0136] In some embodiments R^{1a} is C₁₋₆ branched alkyl.

[0137] In some embodiments R^{1b} is hydrogen.

[0138] In some embodiments R^{1b} is C₁₋₆ linear alkyl.

[0139] In some embodiments R^{1b} is C₁₋₆ branched alkyl.

[0140] In some embodiments R^{1a} and R^{1b} are taken together with the atom to which they are bound to form a ring having from 3 ring atoms.

[0141] In some embodiments R^{1a} and R^{1b} are taken together with the atom to which they are bound to form a ring having from 4 ring atoms.

[0142] In some embodiments R^{1a} and R^{1b} are taken together with the atom to which they are bound to form a ring having from 5 ring atoms.

[0143] In some embodiments R^{1a} and R^{1b} are taken together with the atom to which they are bound to form a ring having from 6 ring atoms.

[0144] In some embodiments R^{1a} and R^{1b} are taken together with the atom to which they are bound to form a ring having from 7 ring atoms.

[0145] In some embodiments R² is a benzene ring that is optionally substituted with 0 to 3 R³ groups that are not hydrogen.

[0146] In some embodiments R² is a 3-pyridine ring that is optionally substituted with 0 to 2 R⁴ groups that are not hydrogen.

[0147] In some embodiments R² is a 2-pyridine ring that is optionally substituted with 0 to 2 R⁴ groups that are not hydrogen.

[0148] In some embodiments R³ is hydrogen.

[0149] In some embodiments R³ is OH.

[0150] In some embodiments R³ is NO₂.

[0151] In some embodiments R³ is halogen.

[0152] In some embodiments R³ is CN.

[0153] In some embodiments R³ is C₁₋₆ linear alkyl.

[0154] In some embodiments R³ is C₃₋₇ branched alkyl.

[0155] In some embodiments R³ is C₃₋₇ cycloalkyl.

[0156] In some embodiments R³ is C₁₋₆ linear alkoxy.

[0157] In some embodiments R³ is C₃₋₇ branched alkoxy.

[0158] In some embodiments R³ is C₃₋₇ cycloalkoxy.

[0159] In some embodiments R³ is C₁₋₆ linear haloalkyl.

[0160] In some embodiments R³ is C₃₋₇ branched haloalkyl.

[0161] In some embodiments R³ is C₁₋₆ linear haloalkoxy.

[0162] In some embodiments R³ is —S(C₁₋₆ linear alkyl).

[0163] In some embodiments R³ is —S(C₃₋₇ branched alkyl).

[0164] In some embodiments R³ is —S(C₃₋₇ cycloalkyl).

[0165] In some embodiments R³ is —SO₂(C₁₋₆ linear alkyl).

[0166] In some embodiments R³ is —SO₂(C₃₋₇ branched alkyl).

[0167] In some embodiments R³ is —SO₂(C₃₋₇ cycloalkyl).

[0168] In some embodiments R³ is COR⁵.

[0169] In some embodiments R³ is CO₂R⁶.

[0170] In some embodiments R³ is CONR^{7a}R^{7b}.

[0171] In some embodiments R³ is SO₂NR^{7a}R^{7b}.

[0172] In some embodiments R³ is NR^{8a}R^{8b}.

[0173] In some embodiments R³ is NR^{8a}COR⁹.

[0174] In some embodiments R³ is NR^{8a}SO₂R¹⁰.

[0175] In some embodiments R³ is NR^{8a}SO₂NR^{8a}R^{8b}.

[0176] In some embodiments R^{3a} is hydrogen.

[0177] In some embodiments R^{3a} is OH.

[0178] In some embodiments R^{3a} is NO₂.

[0179] In some embodiments R^{3a} is halogen.

[0180] In some embodiments R^{3a} is CN.

[0181] In some embodiments R^{3a} is C₁₋₆ linear alkyl.

[0182] In some embodiments R^{3a} is C₃₋₇ branched alkyl.

[0183] In some embodiments R^{3a} is C₃₋₇ cycloalkyl.

[0184] In some embodiments R^{3a} is C₁₋₆ linear alkoxy.

[0185] In some embodiments R^{3a} is C₃₋₇ branched alkoxy.

[0186] In some embodiments R^{3a} is C₃₋₇ cycloalkoxy.

[0187] In some embodiments R^{3a} is C₁₋₆ linear haloalkyl.

[0188] In some embodiments R^{3a} is C₃₋₇ branched haloalkyl.

[0189] In some embodiments R^{3a} is C₁₋₆ linear haloalkoxy.

[0190] In some embodiments R^{3a} is heterocyclyl.

[0191] In some embodiments R^{3a} is —S(C₁₋₆ linear alkyl).

[0192] In some embodiments R^{3a} is —S(C₃₋₇ branched alkyl).

[0193] In some embodiments R^{3a} is —S(C₃₋₇ cycloalkyl).

[0194] In some embodiments R^{3a} is —SO₂(C₁₋₆ linear alkyl).

[0195] In some embodiments R^{3a} is —SO₂(C₃₋₇ branched alkyl).

[0196] In some embodiments R^{3a} is —SO₂(C₃₋₇ cycloalkyl).

[0197] In some embodiments R^{3a} is COR⁵.

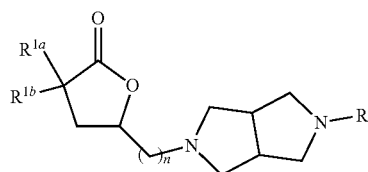
- [0198] In some embodiments R^{3a} is CO_2R^6 .
- [0199] In some embodiments R^{3a} is $CONR^{7a}R^{7b}$.
- [0200] In some embodiments R^{3a} is $SO_2NR^{7a}R^{7b}$.
- [0201] In some embodiments R^{3a} is $NR^{8a}R^{8b}$.
- [0202] In some embodiments R^{3a} is $NR^{8a}COR^9$.
- [0203] In some embodiments R^{3a} is $NR^{8a}SO_2R^{10}$.
- [0204] In some embodiments R^{3a} is $NR^{8a}SO_2NR^{11a}R^{11b}$.
- [0205] In some embodiments R^{3b} is hydrogen.
- [0206] In some embodiments R^{3b} is OH.
- [0207] In some embodiments R^{3b} is NO_2 .
- [0208] In some embodiments R^{3b} is halogen.
- [0209] In some embodiments R^{3b} is CN.
- [0210] In some embodiments R^{3b} is C_{1-6} linear alkyl.
- [0211] In some embodiments R^{3b} is C_{3-7} branched alkyl.
- [0212] In some embodiments R^{3b} is C_{3-7} cycloalkyl.
- [0213] In some embodiments R^{3b} is C_{1-6} linear alkoxy.
- [0214] In some embodiments R^{3b} is C_{3-7} branched alkoxy.
- [0215] In some embodiments R^{3b} is C_{3-7} cycloalkoxy.
- [0216] In some embodiments R^{3b} is C_{1-6} linear haloalkyl.
- [0217] In some embodiments R^{3b} is C_{3-7} branched haloalkyl.
- [0218] In some embodiments R^{3b} is C_{1-6} linear haloalkoxy.
- [0219] In some embodiments R^{3b} is heterocyclyl.
- [0220] In some embodiments R^{3b} is $-S(C_{1-6}$ linear alkyl),
- [0221] In some embodiments R^{3b} is $-S(C_{3-7}$ branched alkyl),
- [0222] In some embodiments R^{3b} is $-S(C_{3-7}$ cycloalkyl).
- [0223] In some embodiments R^{3b} is $-SO_2(C_{1-6}$ linear alkyl),
- [0224] In some embodiments R^{3b} is $-SO_2(C_{3-7}$ branched alkyl),
- [0225] In some embodiments R^{3b} is $-SO_2(C_{3-7}$ cycloalkyl).
- [0226] In some embodiments R^{3b} is COR^5 .
- [0227] In some embodiments R^{3b} is CO_2R^6 .
- [0228] In some embodiments R^{3b} is $CONR^{7a}R^{7b}$.
- [0229] In some embodiments R^{3b} is $SO_2NR^{7a}R^{7b}$.
- [0230] In some embodiments R^{3b} is $NR^{8a}R^{8b}$.
- [0231] In some embodiments R^{3b} is $NR^{8a}COR^9$.
- [0232] In some embodiments R^{3b} is $NR^{8a}SO_2R^{10}$.
- [0233] In some embodiments R^{3b} is $NR^{8a}SO_2NR^{11a}R^{11b}$.
- [0234] In some embodiments R^{3c} is hydrogen.
- [0235] In some embodiments R^{3c} is OH.
- [0236] In some embodiments R^{3c} is NO_2 .
- [0237] In some embodiments R^{3c} is halogen.
- [0238] In some embodiments R^{3c} is CN.
- [0239] In some embodiments R^{3c} is C_{1-6} linear alkyl.
- [0240] In some embodiments R^{3c} is C_{3-7} branched alkyl.
- [0241] In some embodiments R^{3c} is C_{3-7} cycloalkyl.
- [0242] In some embodiments R^{3c} is C_{1-6} linear alkoxy.
- [0243] In some embodiments R^{3c} is C_{3-7} branched alkoxy.
- [0244] In some embodiments R^{3c} is C_{3-7} cycloalkoxy.
- [0245] In some embodiments R^{3c} is C_{1-6} linear haloalkyl.
- [0246] In some embodiments R^{3c} is C_{3-7} branched haloalkyl.
- [0247] In some embodiments R^{3c} is C_{1-6} linear haloalkoxy.
- [0248] In some embodiments R^{3c} is heterocyclyl.
- [0249] In some embodiments R^{3c} is $-S(C_{1-6}$ linear alkyl),
- [0250] In some embodiments R^{3c} is $-S(C_{3-7}$ branched alkyl),
- [0251] In some embodiments R^{3c} is $-S(C_{3-7}$ cycloalkyl).
- [0252] In some embodiments R^{3c} is $-SO_2(C_{1-6}$ linear alkyl),
- [0253] In some embodiments R^{3c} is $-SO_2(C_{3-7}$ branched alkyl),
- [0254] In some embodiments R^{3c} is $-SO_2(C_{3-7}$ cycloalkyl).
- [0255] In some embodiments R^{3c} is COR^5 .
- [0256] In some embodiments R^{3c} is CO_2R^6 .
- [0257] In some embodiments R^3 is $CONR^{7a}R^{7b}$.
- [0258] In some embodiments R^3 is $SO_2NR^{7a}R^{7b}$,
- [0259] In some embodiments R^3 is $NR^{8a}R^{8b}$.
- [0260] In some embodiments R^3 is $NR^{8a}COR^9$.
- [0261] In some embodiments R^{3c} is $NR^{8a}SO_2R^{10}$.
- [0262] In some embodiments R^3 is $NR^{8a}SO_2NR^{11a}R^{11b}$.
- [0263] In some embodiments R^{3d} is hydrogen.
- [0264] In some embodiments R^{3d} is OH.
- [0265] In some embodiments R^{3d} is NO_2 .
- [0266] In some embodiments R^{3d} is halogen.
- [0267] In some embodiments R^{3d} is CN.
- [0268] In some embodiments R^{3d} is C_{1-6} linear alkyl.
- [0269] In some embodiments R^{3d} is C_{3-7} branched alkyl,
- [0270] In some embodiments R^{3d} is C_{3-7} cycloalkyl.
- [0271] In some embodiments R^{3d} is C_{1-6} linear alkoxy.
- [0272] In some embodiments R^{3d} is C_{3-7} branched alkoxy.
- [0273] In some embodiments R^{3d} is C_{3-7} cycloalkoxy.
- [0274] In some embodiments R^{3d} is C_{1-6} linear haloalkyl.
- [0275] In some embodiments R^{3d} is C_{3-7} branched haloalkyl.
- [0276] In some embodiments R^{3d} is C_{1-6} linear haloalkoxy,
- [0277] In some embodiments R^{3d} is heterocyclyl.
- [0278] In some embodiments R^{3d} is $-S(C_{1-6}$ linear alkyl),
- [0279] In some embodiments R^{3d} is $-S(C_{3-7}$ branched alkyl),
- [0280] In some embodiments R^{3d} is $-S(C_{3-7}$ cycloalkyl).
- [0281] In some embodiments R^{3d} is $-SO_2(C_{1-6}$ linear alkyl),
- [0282] In some embodiments R^{3d} is $-SO_2(C_{3-7}$ branched alkyl),
- [0283] In some embodiments R^{3d} is $-SO_2(C_{3-7}$ cycloalkyl).
- [0284] In some embodiments R^{3d} is COR^5 .
- [0285] In some embodiments R^{3d} is CO_2R^6 .
- [0286] In some embodiments R^{3d} is $CONR^{7a}R^{7b}$.
- [0287] In some embodiments R^{3d} is $SO_2NR^{7a}R^{7b}$,
- [0288] In some embodiments R^{3d} is $NR^{8a}R^{8b}$.
- [0289] In some embodiments R^{3d} is $NR^{8a}COR^9$.
- [0290] In some embodiments R^{3d} is $NR^{8a}SO_2R^{10}$.
- [0291] In some embodiments R^{3d} is $NR^{8a}SO_2NR^{8a}R^{8b}$.
- [0292] In some embodiments R^{3e} is hydrogen.
- [0293] In some embodiments R^{3c} is OH.
- [0294] In some embodiments R^3 is NO_2 .
- [0295] In some embodiments R^{3e} is halogen.
- [0296] In some embodiments R^{3e} is CN.
- [0297] In some embodiments R^{3e} is C_{1-6} linear alkyl.
- [0298] In some embodiments R^{3e} is C_{3-7} branched alkyl,
- [0299] In some embodiments R^{3e} is C_{3-7} cycloalkyl.
- [0300] In some embodiments R^{3e} is C_{1-6} linear alkoxy.
- [0301] In some embodiments R^{3e} is C_{3-7} branched alkoxy.
- [0302] In some embodiments R^{3e} is C_{3-7} cycloalkoxy.
- [0303] In some embodiments R^{3e} is C_{1-6} linear haloalkyl.
- [0304] In some embodiments R^{3e} is C_{3-7} branched haloalkyl.
- [0305] In some embodiments R^{3e} is C_{1-6} linear haloalkoxy,
- [0306] In some embodiments R^{3e} is heterocyclyl.
- [0307] In some embodiments R^{3e} is $-S(C_{1-6}$ linear alkyl),

- [0308] In some embodiments R^{3e} is $-\text{S}(\text{C}_{3-7}$ branched alkyl).
- [0309] In some embodiments R^{3e} is $-\text{S}(\text{C}_{3-7}$ cycloalkyl).
- [0310] In some embodiments R^{3e} is $-\text{SO}_2(\text{C}_{1-6}$ linear alkyl).
- [0311] In some embodiments R^{3e} is $-\text{SO}_2(\text{C}_{3-7}$ branched alkyl).
- [0312] In some embodiments R^{3e} is $-\text{SO}_2(\text{C}_{3-7}$ cycloalkyl).
- [0313] In some embodiments R^{3e} is COR^5 .
- [0314] In some embodiments R^{3e} is CO_2R^6 .
- [0315] In some embodiments R^{3e} is $\text{CONR}^{7a}\text{R}^{7b}$.
- [0316] In some embodiments R^{3e} is $\text{SO}_2\text{NR}^{7a}\text{R}^{7b}$.
- [0317] In some embodiments R^{3e} is $\text{NR}^{8a}\text{R}^{8b}$.
- [0318] In some embodiments R^{3e} is $\text{NR}^{8a}\text{COR}^9$.
- [0319] In some embodiments R^{3e} is $\text{NR}^{8a}\text{SO}_2\text{R}^{10}$.
- [0320] In some embodiments R^{3e} is $\text{NR}^{8a}\text{SO}_2\text{NR}^{11a}\text{R}^{11b}$.
- [0321] In some embodiments R^4 is hydrogen.
- [0322] In some embodiments R^4 is OH.
- [0323] In some embodiments R^4 is NO_2 .
- [0324] In some embodiments R^4 is halogen.
- [0325] In some embodiments R^4 is CN.
- [0326] In some embodiments R^4 is C_{1-6} linear alkyl.
- [0327] In some embodiments R^4 is C_{3-7} branched alkyl.
- [0328] In some embodiments R^4 is C_{3-7} cycloalkyl.
- [0329] In some embodiments R^4 is C_{1-6} linear alkoxy.
- [0330] In some embodiments R^4 is C_{3-7} branched alkoxy.
- [0331] In some embodiments R^4 is C_{3-7} cycloalkoxy.
- [0332] In some embodiments R^4 is C_{1-6} linear haloalkyl.
- [0333] In some embodiments R^4 is C_{3-7} branched haloalkyl.
- [0334] In some embodiments R^4 is C_{1-6} linear haloalkoxy.
- [0335] In some embodiments R^4 is $-\text{S}(\text{C}_{1-6}$ linear alkyl).
- [0336] In some embodiments R^4 is $-\text{S}(\text{C}_{3-7}$ branched alkyl).
- [0337] In some embodiments R^4 is $-\text{S}(\text{C}_{3-7}$ cycloalkyl).
- [0338] In some embodiments R^4 is $-\text{SO}_2(\text{C}_{1-6}$ linear alkyl).
- [0339] In some embodiments R^4 is $-\text{SO}_2(\text{C}_{3-7}$ branched alkyl).
- [0340] In some embodiments R^4 is $-\text{SO}_2(\text{C}_{3-7}$ cycloalkyl).
- [0341] In some embodiments R^4 is COR^5 .
- [0342] In some embodiments R^4 is CO_2R^6 .
- [0343] In some embodiments R^4 is $\text{CONR}^{7a}\text{R}^{7b}$.
- [0344] In some embodiments R^4 is $\text{SO}_2\text{NR}^{7a}\text{R}^{7b}$.
- [0345] In some embodiments R^4 is $\text{NR}^{8a}\text{R}^{8b}$.
- [0346] In some embodiments R^4 is $\text{NR}^{8a}\text{COR}^9$.
- [0347] In some embodiments R^4 is $\text{NR}^{8a}\text{SO}_2\text{R}^{10}$.
- [0348] In some embodiments R^4 is $\text{NR}^{8a}\text{SO}_2\text{NR}^{11a}\text{R}^{11b}$.
- [0349] In some embodiments R^{4a} is hydrogen.
- [0350] In some embodiments R^{4a} is OH.
- [0351] In some embodiments R^{4a} is NO_2 .
- [0352] In some embodiments R^{4a} is halogen.
- [0353] In some embodiments R^{4a} is CN.
- [0354] In some embodiments R^{4a} is C_{1-6} linear alkyl.
- [0355] In some embodiments R^{4a} is C_{3-7} branched alkyl.
- [0356] In some embodiments R^{4a} is C_{3-7} cycloalkyl.
- [0357] In some embodiments R^{4a} is C_{1-6} linear alkoxy.
- [0358] In some embodiments R^{4a} is C_{3-7} branched alkoxy.
- [0359] In some embodiments R^{4a} is C_{3-7} cycloalkoxy.
- [0360] In some embodiments R^{4a} is C_{1-6} linear haloalkyl.
- [0361] In some embodiments R^{4a} is C_{3-7} branched haloalkyl.
- [0362] In some embodiments R^{4a} is C_{1-6} linear haloalkoxy.
- [0363] In some embodiments R^{4a} is $-\text{S}(\text{C}_{1-6}$ linear alkyl).
- [0364] In some embodiments R^{4a} is $-\text{S}(\text{C}_{3-7}$ branched alkyl).
- [0365] In some embodiments R^{4a} is $-\text{S}(\text{C}_{3-7}$ cycloalkyl).
- [0366] In some embodiments R^{4a} is $-\text{SO}_2(\text{C}_{1-6}$ linear alkyl).
- [0367] In some embodiments R^{4a} is $-\text{SO}_2(\text{C}_{3-7}$ branched alkyl).
- [0368] In some embodiments R^{4a} is $-\text{SO}_2(\text{C}_{3-7}$ cycloalkyl).
- [0369] In some embodiments R^{4a} is COR^5 .
- [0370] In some embodiments R^{4a} is CO_2R^6 .
- [0371] In some embodiments R^{4a} is $\text{CONR}^{7a}\text{R}^{7b}$.
- [0372] In some embodiments R^{4a} is $\text{SO}_2\text{NR}^{7a}\text{R}^{7b}$.
- [0373] In some embodiments R^{4a} is $\text{NR}^{8a}\text{R}^{8b}$.
- [0374] In some embodiments R^{4a} is $\text{NR}^{8a}\text{COR}^9$.
- [0375] In some embodiments R^{4a} is $\text{NR}^{8a}\text{SO}_2\text{R}^{10}$.
- [0376] In some embodiments R^{4a} is $\text{NR}^{8a}\text{SO}_2\text{NR}^{11a}\text{R}^{11b}$.
- [0377] In some embodiments R^{4b} is hydrogen.
- [0378] In some embodiments R^{4b} is OH.
- [0379] In some embodiments R^{4b} is NO_2 .
- [0380] In some embodiments R^{4b} is halogen.
- [0381] In some embodiments R^{4b} is CN.
- [0382] In some embodiments R^{4b} is C_{1-6} linear alkyl.
- [0383] In some embodiments R^{4b} is C_{3-7} branched alkyl.
- [0384] In some embodiments R^{4b} is C_{3-7} cycloalkyl.
- [0385] In some embodiments R^{4b} is C_{1-6} linear alkoxy.
- [0386] In some embodiments R^{4b} is C_{3-7} branched alkoxy.
- [0387] In some embodiments R^{4b} is C_{3-7} cycloalkoxy.
- [0388] In some embodiments R^{4b} is C_{1-6} linear haloalkyl.
- [0389] In some embodiments R^{4b} is C_{3-7} branched haloalkyl.
- [0390] In some embodiments R^{4b} is C_{1-6} linear haloalkoxy.
- [0391] In some embodiments R^{4b} is $-\text{S}(\text{C}_{1-6}$ linear alkyl).
- [0392] In some embodiments R^{4b} is $-\text{S}(\text{C}_{3-7}$ branched alkyl).
- [0393] In some embodiments R^{4b} is $-\text{S}(\text{C}_{3-7}$ cycloalkyl).
- [0394] In some embodiments R^{4b} is $-\text{SO}_2(\text{C}_{1-6}$ linear alkyl).
- [0395] In some embodiments R^{4b} is $-\text{SO}_2(\text{C}_{3-7}$ branched alkyl).
- [0396] In some embodiments R^{4b} is $-\text{SO}_2(\text{C}_{3-7}$ cycloalkyl).
- [0397] In some embodiments R^{4b} is COR^5 .
- [0398] In some embodiments R^{4b} is CO_2R^6 .
- [0399] In some embodiments R^{4b} is $\text{CONR}^{7a}\text{R}^{7b}$.
- [0400] In some embodiments R^{4b} is $\text{SO}_2\text{NR}^{7a}\text{R}^{7b}$.
- [0401] In some embodiments R^{4b} is $\text{NR}^{8a}\text{R}^{8b}$.
- [0402] In some embodiments R^{4b} is $\text{NR}^{8a}\text{COR}^9$.
- [0403] In some embodiments R^{4b} is $\text{NR}^{8a}\text{SO}_2\text{R}^{10}$.
- [0404] In some embodiments R^{4b} is $\text{NR}^{8a}\text{SO}_2\text{NR}^{8a}\text{R}^{8b}$.
- [0405] In some embodiments R^{4c} is hydrogen.
- [0406] In some embodiments R^{4c} is OH.
- [0407] In some embodiments R^{4c} is NO_2 .
- [0408] In some embodiments R^{4c} is halogen.
- [0409] In some embodiments R^{4c} is CN.
- [0410] In some embodiments R^{4c} is C_{1-6} linear alkyl.
- [0411] In some embodiments R^{4c} is C_{3-7} branched alkyl.
- [0412] In some embodiments R^{4c} is C_{3-7} cycloalkyl.
- [0413] In some embodiments R^{4c} is C_{1-6} linear alkoxy.
- [0414] In some embodiments R^{4c} is C_{3-7} branched alkoxy.

- [0415] In some embodiments R^{4c} is C_{3-7} cycloalkoxy.
- [0416] In some embodiments R^{4c} is C_{1-6} linear haloalkyl.
- [0417] In some embodiments R^{4c} is C_{3-7} branched haloalkyl.
- [0418] In some embodiments R^{4c} is C_{1-6} linear haloalkoxy.
- [0419] In some embodiments R^{4c} is $-S(C_{1-6}$ linear alkyl),
- [0420] In some embodiments R^{4c} is $-S(C_{3-7}$ branched alkyl),
- [0421] In some embodiments R^{4c} is $-S(C_{3-7}$ cycloalkyl).
- [0422] In some embodiments R^{4c} is $-SO_2(C_{1-6}$ linear alkyl),
- [0423] In some embodiments R^{4c} is $-SO_2(C_{3-7}$ branched alkyl),
- [0424] In some embodiments R^{4c} is $-SO_2(C_{3-7}$ cycloalkyl).
- [0425] In some embodiments R^{4c} is COR^5 .
- [0426] In some embodiments R^{4c} is CO_2R^6 .
- [0427] In some embodiments R^{4c} is $CONR^{7a}R^{7b}$.
- [0428] In some embodiments R^{4c} is $SO_2NR^{7a}R^{7b}$,
- [0429] In some embodiments R^{4c} is $NR^{8a}R^{8b}$.
- [0430] In some embodiments R^{4c} is $NR^{8a}COR^9$.
- [0431] In some embodiments R^{4c} is $NR^{8a}SO_2R^{10}$.
- [0432] In some embodiments R^{4c} is $NR^{8a}SO_2NR^{11a}R^{11b}$
- [0433] In some embodiments R^{4d} is hydrogen.
- [0434] In some embodiments R^{4d} is OH.
- [0435] In some embodiments R^{4d} is NO_2 .
- [0436] In some embodiments R^{4d} is halogen.
- [0437] In some embodiments R^{4d} is CN.
- [0438] In some embodiments R^{4d} is C_{1-6} linear alkyl.
- [0439] In some embodiments R^{4d} is C_{3-7} branched alkyl,
- [0440] In some embodiments R^{4d} is C_{3-7} cycloalkyl.
- [0441] In some embodiments R^{4d} is C_{1-6} linear alkoxy.
- [0442] In some embodiments R^{4d} is C_{3-7} branched alkoxy.
- [0443] In some embodiments R^{4d} is C_{3-7} cycloalkoxy.
- [0444] In some embodiments R^{4d} is C_{1-6} linear haloalkyl.
- [0445] In some embodiments R^{4d} is C_{3-7} branched haloalkyl.
- [0446] In some embodiments R^{4d} is C_{1-6} linear haloalkoxy,
- [0447] In some embodiments R^{4d} is $-S(C_{1-6}$ linear alkyl),
- [0448] In some embodiments R^{4d} is $-S(C_{3-7}$ branched alkyl),
- [0449] In some embodiments R^{4d} is $-S(C_{3-7}$ cycloalkyl).
- [0450] In some embodiments R^{4d} is $-SO_2(C_{1-6}$ linear alkyl),
- [0451] In some embodiments R^{4d} is $-SO_2(C_{3-7}$ branched alkyl),
- [0452] In some embodiments R^{4d} is $-SO_2(C_{3-7}$ cycloalkyl).
- [0453] In some embodiments R^{4d} is COR^5 .
- [0454] In some embodiments R^{4d} is CO_2R^6 .
- [0455] In some embodiments R^{4d} is $CONR^{7a}R^{7b}$.
- [0456] In some embodiments R^{4d} is $SO_2NR^{8a}R^{8b}$,
- [0457] In some embodiments R^{4d} is $NR^{8a}R^{8b}$.
- [0458] In some embodiments R^{4d} is $NR^{8a}COR^9$.
- [0459] In some embodiments R^{4d} is $NR^{8a}SO_2R^{10}$.
- [0460] In some embodiments R^{4d} is $NR^{8a}SO_2NR^{8a}R^{8b}$.
- [0461] In some embodiments R^5 is hydrogen.
- [0462] In some embodiments R^5 is C_{1-6} linear alkyl.
- [0463] In some embodiments R^5 is C_{3-7} branched alkyl.
- [0464] In some embodiments R^5 is C_{3-7} cycloalkyl.
- [0465] In some embodiments R^6 is C_{1-6} linear alkyl.
- [0466] In some embodiments R^6 is C_{3-7} branched alkyl.
- [0467] In some embodiments R^6 is C_{3-7} cycloalkyl.
- [0468] In some embodiments R^{7a} is hydrogen.
- [0469] In some embodiments R^{7a} is C_{1-6} linear alkyl.
- [0470] In some embodiments R^{7a} is C_{3-7} branched alkyl.
- [0471] In some embodiments R^{7a} is C_{3-7} cycloalkyl.
- [0472] In some embodiments R^{7b} is hydrogen.
- [0473] In some embodiments R^{7b} is C_{1-6} linear alkyl.
- [0474] In some embodiments R^{7b} is C_{3-7} branched alkyl.
- [0475] In some embodiments R^{7b} is C_{3-7} cycloalkyl.
- [0476] In some embodiments R^{8a} is hydrogen.
- [0477] In some embodiments R^{8a} is C_{1-6} linear alkyl.
- [0478] In some embodiments R^{8a} is C_{3-7} branched alkyl.
- [0479] In some embodiments R^{8a} is C_{3-7} cycloalkyl.
- [0480] In some embodiments R^{8a} is hydrogen.
- [0481] In some embodiments R^{8a} is C_{1-6} linear alkyl.
- [0482] In some embodiments R^{8a} is C_{3-7} branched alkyl.
- [0483] In some embodiments R^{8a} is C_{3-7} cycloalkyl.
- [0484] In some embodiments R^{8a} and R^{8b} are taken together with the atom to which they are bound to form a ring having 3 ring atoms.
- [0485] In some embodiments R^{8a} and R^{8b} are taken together with the atom to which they are bound to form a ring having 4 ring atoms.
- [0486] In some embodiments R^{8a} and R^{8b} are taken together with the atom to which they are bound to form a ring having 5 ring atoms.
- [0487] In some embodiments R^{8a} and R^{8b} are taken together with the atom to which they are bound to form a ring having 6 ring atoms optionally containing an oxygen.
- [0488] In some embodiments R^{8a} and R^{8b} are taken together with the atom to which they are bound to form a ring having 7 ring atoms optionally containing an oxygen.
- [0489] In some embodiments R^9 is hydrogen.
- [0490] In some embodiments R^9 is C_{1-6} linear alkyl.
- [0491] In some embodiments R^9 is C_{3-7} branched alkyl.
- [0492] In some embodiments R^9 is C_{3-7} cycloalkyl.
- [0493] In some embodiments R^{10} is C_{1-6} linear alkyl.
- [0494] In some embodiments R^{10} is C_{3-7} branched alkyl.
- [0495] In some embodiments R^{10} is C_{3-7} cycloalkyl.
- [0496] In some embodiments R^{11a} is hydrogen
- [0497] In some embodiments R^{11a} is C_{1-6} linear alkyl.
- [0498] In some embodiments R^{11a} is C_{3-7} branched alkyl.
- [0499] In some embodiments R^{11a} is C_{3-7} cycloalkyl.
- [0500] In some embodiments R^{11b} is hydrogen
- [0501] In some embodiments R^{11b} is C_{1-6} linear alkyl.
- [0502] In some embodiments R^{11b} is C_{3-7} branched alkyl.
- [0503] In some embodiments R^{11b} is C_{3-7} cycloalkyl.
- [0504] Examples of compounds of the invention include, but are not limited to:
- [0505] (R)-3,3-diethyl-5-(2-(5-(2-isopropylphenyl)hexahydropyrrolo[3,4-c]pyrrol-2(1H)-yl)ethyl)dihydrofuran-2(3H)-one;
- [0506] (S)-3,3-diethyl-5-(2-(5-(2-isopropylphenyl)hexahydropyrrolo[3,4-c]pyrrol-2(1H)-yl)ethyl)dihydrofuran-2(3H)-one;
- [0507] (R)-3-(2-(5-(2-isopropylphenyl)hexahydropyrrolo[3,4-c]pyrrol-2(1H)-yl)ethyl)-2-oxaspiro[4.5]decan-1-one;
- [0508] (S)-3-(2-(5-(2-isopropylphenyl)hexahydropyrrolo[3,4-c]pyrrol-2(1H)-yl)ethyl)-2-oxaspiro[4.5]decan-1-one;
- [0509] (R)-3,3-diethyl-5-(2-(5-(o-tolyl)hexahydropyrrolo[3,4-c]pyrrol-2(1H)-yl)ethyl)dihydrofuran-2(3H)-one;
- [0510] (S)-3,3-diethyl-5-(2-(5-(o-tolyl)hexahydropyrrolo[3,4-c]pyrrol-2(1H)-yl)ethyl)dihydrofuran-2(3H)-one;

- [0511] (R)-3,3-diethyl-5-(2-(5-(m-tolyl)hexahydropyrrolo[3,4-c]pyrrol-2(1H)-yl)ethyl)dihydrofuran-2(3H)-one;
- [0512] (S)-3,3-diethyl-5-(2-(5-(m-tolyl)hexahydropyrrolo[3,4-c]pyrrol-2(1H)-yl)ethyl)dihydrofuran-2(3H)-one;
- [0513] (R)-3,3-diethyl-5-(2-(5-(p-tolyl)hexahydropyrrolo[3,4-c]pyrrol-2(1H)-yl)ethyl)dihydrofuran-2(3H)-one;
- [0514] (S)-3,3-diethyl-5-(2-(5-(p-tolyl)hexahydropyrrolo[3,4-c]pyrrol-2(1H)-yl)ethyl)dihydrofuran-2(3H)-one;
- [0515] (R)-2-(5-(2-(4,4-diethyl-5-oxotetrahydrofuran-2-yl)ethyl)hexahydropyrrolo[3,4-c]pyrrol-2(1H)-yl)benzotrile;
- [0516] (S)-2-(5-(2-(4,4-diethyl-5-oxotetrahydrofuran-2-yl)ethyl)hexahydropyrrolo[3,4-c]pyrrol-2(1H)-yl)benzotrile;
- [0517] (R)-3-(5-(2-(4,4-diethyl-5-oxotetrahydrofuran-2-yl)ethyl)hexahydropyrrolo[3,4-c]pyrrol-2(1H)-yl)benzotrile;
- [0518] (S)-3-(5-(2-(4,4-diethyl-5-oxotetrahydrofuran-2-yl)ethyl)hexahydropyrrolo[3,4-c]pyrrol-2(1H)-yl)benzotrile;
- [0519] (R)-4-(5-(2-(4,4-diethyl-5-oxotetrahydrofuran-2-yl)ethyl)hexahydropyrrolo[3,4-c]pyrrol-2(1H)-yl)benzotrile;
- [0520] (S)-4-(5-(2-(4,4-diethyl-5-oxotetrahydrofuran-2-yl)ethyl)hexahydropyrrolo[3,4-c]pyrrol-2(1H)-yl)benzotrile;
- [0521] (R)-3,3-diethyl-5-(2-(5-(2-methoxyphenyl)hexahydropyrrolo[3,4-c]pyrrol-2(1H)-yl)ethyl)dihydrofuran-2(3H)-one;
- [0522] (S)-3,3-diethyl-5-(2-(5-(2-methoxyphenyl)hexahydropyrrolo[3,4-c]pyrrol-2(1H)-yl)ethyl)dihydrofuran-2(3H)-one;
- [0523] (R)-3,3-diethyl-5-(2-(5-(3-methoxyphenyl)hexahydropyrrolo[3,4-c]pyrrol-2(1H)-yl)ethyl)dihydrofuran-2(3H)-one;
- [0524] (S)-3,3-diethyl-5-(2-(5-(3-methoxyphenyl)hexahydropyrrolo[3,4-c]pyrrol-2(1H)-yl)ethyl)dihydrofuran-2(3H)-one;
- [0525] (R)-3,3-diethyl-5-(2-(5-(4-methoxyphenyl)hexahydropyrrolo[3,4-c]pyrrol-2(1H)-yl)ethyl)dihydrofuran-2(3H)-one;
- [0526] (S)-3,3-diethyl-5-(2-(5-(4-methoxyphenyl)hexahydropyrrolo[3,4-c]pyrrol-2(1H)-yl)ethyl)dihydrofuran-2(3H)-one;
- [0527] (R)-3,3-diethyl-5-(2-(5-(2-morpholinophenyl)hexahydropyrrolo[3,4-c]pyrrol-2(1H)-yl)ethyl)dihydrofuran-2(3H)-one;
- [0528] (S)-3,3-diethyl-5-(2-(5-(2-morpholinophenyl)hexahydropyrrolo[3,4-c]pyrrol-2(1H)-yl)ethyl)dihydrofuran-2(3H)-one;
- [0529] (R)-3,3-diethyl-5-(2-(5-(2-hydroxyphenyl)hexahydropyrrolo[3,4-c]pyrrol-2(1H)-yl)ethyl)dihydrofuran-2(3H)-one;
- [0530] (S)-3,3-diethyl-5-(2-(5-(2-hydroxyphenyl)hexahydropyrrolo[3,4-c]pyrrol-2(1H)-yl)ethyl)dihydrofuran-2(3H)-one;
- [0531] (R)-3,3-diethyl-5-(2-(5-(3-hydroxyphenyl)hexahydropyrrolo[3,4-c]pyrrol-2(1H)-yl)ethyl)dihydrofuran-2(3H)-one;
- [0532] (S)-3,3-diethyl-5-(2-(5-(3-hydroxyphenyl)hexahydropyrrolo[3,4-c]pyrrol-2(1H)-yl)ethyl)dihydrofuran-2(3H)-one;

- [0533] (R)-3,3-diethyl-5-(2-(5-(4-hydroxyphenyl)hexahydropyrrolo[3,4-c]pyrrol-2(1H)-yl)ethyl)dihydrofuran-2(3H)-one;
- [0534] (S)-3,3-diethyl-5-(2-(5-(4-hydroxyphenyl)hexahydropyrrolo[3,4-c]pyrrol-2(1H)-yl)ethyl)dihydrofuran-2(3H)-one;
- [0535] (R)-3,3-diethyl-5-(2-(5-phenylhexahydropyrrolo[3,4-c]pyrrol-2(1H)-yl)ethyl)dihydrofuran-2(3H)-one;
- [0536] (S)-3,3-diethyl-5-(2-(5-phenylhexahydropyrrolo[3,4-c]pyrrol-2(1H)-yl)ethyl)dihydrofuran-2(3H)-one; or a pharmaceutically acceptable form thereof.
- [0537] Exemplary embodiments include compounds having the formula (I) or a pharmaceutically acceptable salt form thereof:



wherein non-limiting examples of R^{1a} , R^{1b} , R^2 and n are defined herein below in Table 1.

TABLE 1

Entry	n	R^{1a}	R^{1b}	R^2
1	1	CH ₃	CH ₃	Phenyl
2	2	CH ₃	CH ₃	Phenyl
3	3	CH ₃	CH ₃	Phenyl
4	1	CH ₂ CH ₃	CH ₂ CH ₃	Phenyl
5	2	CH ₂ CH ₃	CH ₂ CH ₃	Phenyl
6	3	CH ₂ CH ₃	CH ₂ CH ₃	Phenyl
7	1	CH ₃	CH ₃	4-OH-phenyl
8	2	CH ₃	CH ₃	4-OH-phenyl
10	3	CH ₃	CH ₃	4-OH-phenyl
11	1	CH ₂ CH ₃	CH ₂ CH ₃	4-OH-phenyl
12	2	CH ₂ CH ₃	CH ₂ CH ₃	4-OH-phenyl
13	3	CH ₂ CH ₃	CH ₂ CH ₃	4-OH-phenyl
14	1	CH ₃	CH ₃	3-OH-phenyl
15	2	CH ₃	CH ₃	3-OH-phenyl
16	3	CH ₃	CH ₃	3-OH-phenyl
17	1	CH ₂ CH ₃	CH ₂ CH ₃	3-OH-phenyl
18	2	CH ₂ CH ₃	CH ₂ CH ₃	3-OH-phenyl
19	3	CH ₂ CH ₃	CH ₂ CH ₃	3-OH-phenyl
20	1	CH ₃	CH ₃	2-OH-phenyl
21	2	CH ₃	CH ₃	2-OH-phenyl
22	3	CH ₃	CH ₃	2-OH-phenyl
23	1	CH ₂ CH ₃	CH ₂ CH ₃	2-OH-phenyl
24	2	CH ₂ CH ₃	CH ₂ CH ₃	2-OH-phenyl
25	3	CH ₂ CH ₃	CH ₂ CH ₃	2-OH-phenyl
26	1	CH ₃	CH ₃	4-CH ₃ -Phenyl
27	2	CH ₃	CH ₃	4-CH ₃ -Phenyl
28	3	CH ₃	CH ₃	4-CH ₃ -Phenyl
26	1	CH ₂ CH ₃	CH ₂ CH ₃	4-CH ₃ -Phenyl
30	2	CH ₂ CH ₃	CH ₂ CH ₃	4-CH ₃ -Phenyl
31	3	CH ₂ CH ₃	CH ₂ CH ₃	4-CH ₃ -Phenyl
32	1	CH ₃	CH ₃	3-CH ₃ -Phenyl
33	2	CH ₃	CH ₃	3-CH ₃ -Phenyl
34	3	CH ₃	CH ₃	3-CH ₃ -Phenyl
35	1	CH ₂ CH ₃	CH ₂ CH ₃	3-CH ₃ -Phenyl
36	2	CH ₂ CH ₃	CH ₂ CH ₃	3-CH ₃ -Phenyl
37	3	CH ₂ CH ₃	CH ₂ CH ₃	3-CH ₃ -Phenyl
38	1	CH ₃	CH ₃	2-CH ₃ -Phenyl
39	2	CH ₃	CH ₃	2-CH ₃ -Phenyl
40	3	CH ₃	CH ₃	2-CH ₃ -Phenyl
41	1	CH ₂ CH ₃	CH ₂ CH ₃	2-CH ₃ -Phenyl

TABLE 1-continued

Entry	n	R ^{1a}	R ^{1b}	R ²
42	2	CH ₂ CH ₃	CH ₂ CH ₃	2-CH ₃ -Phenyl
43	3	CH ₂ CH ₃	CH ₂ CH ₃	2-CH ₃ -Phenyl
44	1	CH ₃	CH ₃	4-OCH ₃ -Phenyl
45	2	CH ₃	CH ₃	4-OCH ₃ -Phenyl
46	3	CH ₃	CH ₃	4-OCH ₃ -Phenyl
47	1	CH ₂ CH ₃	CH ₂ CH ₃	4-OCH ₃ -Phenyl
48	2	CH ₂ CH ₃	CH ₂ CH ₃	4-OCH ₃ -Phenyl
49	3	CH ₂ CH ₃	CH ₂ CH ₃	4-OCH ₃ -Phenyl
50	1	CH ₃	CH ₃	3-OCH ₃ -Phenyl
51	2	CH ₃	CH ₃	3-OCH ₃ -Phenyl
52	3	CH ₃	CH ₃	3-OCH ₃ -Phenyl
53	1	CH ₂ CH ₃	CH ₂ CH ₃	3-OCH ₃ -Phenyl
54	2	CH ₂ CH ₃	CH ₂ CH ₃	3-OCH ₃ -Phenyl
55	3	CH ₂ CH ₃	CH ₂ CH ₃	3-OCH ₃ -Phenyl
56	1	CH ₃	CH ₃	2-OCH ₃ -Phenyl
57	2	CH ₃	CH ₃	2-OCH ₃ -Phenyl
58	3	CH ₃	CH ₃	2-OCH ₃ -Phenyl
59	1	CH ₂ CH ₃	CH ₂ CH ₃	2-OCH ₃ -Phenyl
60	2	CH ₂ CH ₃	CH ₂ CH ₃	2-OCH ₃ -Phenyl
61	3	CH ₂ CH ₃	CH ₂ CH ₃	2-OCH ₃ -Phenyl
62	1	CH ₃	CH ₃	4-CN-Phenyl
63	2	CH ₃	CH ₃	4-CN-Phenyl
64	3	CH ₃	CH ₃	4-CN-Phenyl
65	1	CH ₂ CH ₃	CH ₂ CH ₃	4-CN-Phenyl
66	2	CH ₂ CH ₃	CH ₂ CH ₃	4-CN-Phenyl
67	3	CH ₂ CH ₃	CH ₂ CH ₃	4-CN-Phenyl
68	1	CH ₃	CH ₃	3-CN-Phenyl
69	2	CH ₃	CH ₃	3-CN-Phenyl
70	3	CH ₃	CH ₃	3-CN-Phenyl
71	1	CH ₂ CH ₃	CH ₂ CH ₃	3-CN-Phenyl
72	2	CH ₂ CH ₃	CH ₂ CH ₃	3-CN-Phenyl
73	3	CH ₂ CH ₃	CH ₂ CH ₃	3-CN-Phenyl
74	1	CH ₃	CH ₃	2-CN-Phenyl
75	2	CH ₃	CH ₃	2-CN-Phenyl
76	3	CH ₃	CH ₃	2-CN-Phenyl
77	1	CH ₂ CH ₃	CH ₂ CH ₃	2-CN-Phenyl
78	2	CH ₂ CH ₃	CH ₂ CH ₃	2-CN-Phenyl
79	3	CH ₂ CH ₃	CH ₂ CH ₃	2-CN-Phenyl
80	1	CH ₃	CH ₃	4-F-Phenyl
81	2	CH ₃	CH ₃	4-F-Phenyl
82	3	CH ₃	CH ₃	4-F-Phenyl
83	1	CH ₂ CH ₃	CH ₂ CH ₃	4-F-Phenyl
84	2	CH ₂ CH ₃	CH ₂ CH ₃	4-F-Phenyl
85	3	CH ₂ CH ₃	CH ₂ CH ₃	4-F-Phenyl
86	1	CH ₃	CH ₃	3-F-Phenyl
87	2	CH ₃	CH ₃	3-F-Phenyl
88	3	CH ₃	CH ₃	3-F-Phenyl
89	1	CH ₂ CH ₃	CH ₂ CH ₃	3-F-Phenyl
90	2	CH ₂ CH ₃	CH ₂ CH ₃	3-F-Phenyl
91	3	CH ₂ CH ₃	CH ₂ CH ₃	3-F-Phenyl
92	1	CH ₃	CH ₃	2-F-Phenyl
93	2	CH ₃	CH ₃	2-F-Phenyl
94	3	CH ₃	CH ₃	2-F-Phenyl
95	1	CH ₂ CH ₃	CH ₂ CH ₃	2-F-Phenyl
96	2	CH ₂ CH ₃	CH ₂ CH ₃	2-F-Phenyl
97	3	CH ₂ CH ₃	CH ₂ CH ₃	2-F-Phenyl
98	1	CH ₃	CH ₃	4-Cl-Phenyl
99	2	CH ₃	CH ₃	4-Cl-Phenyl
100	3	CH ₃	CH ₃	4-Cl-Phenyl
101	1	CH ₂ CH ₃	CH ₂ CH ₃	4-Cl-Phenyl
102	2	CH ₂ CH ₃	CH ₂ CH ₃	4-Cl-Phenyl
103	3	CH ₂ CH ₃	CH ₂ CH ₃	4-Cl-Phenyl
104	1	CH ₃	CH ₃	3-Cl-Phenyl
105	2	CH ₃	CH ₃	3-Cl-Phenyl
106	3	CH ₃	CH ₃	3-Cl-Phenyl
107	1	CH ₂ CH ₃	CH ₂ CH ₃	3-Cl-Phenyl
108	2	CH ₂ CH ₃	CH ₂ CH ₃	3-Cl-Phenyl
109	3	CH ₂ CH ₃	CH ₂ CH ₃	3-Cl-Phenyl
110	1	CH ₃	CH ₃	2-Cl-Phenyl
111	2	CH ₃	CH ₃	2-Cl-Phenyl
112	3	CH ₃	CH ₃	2-Cl-Phenyl
113	1	CH ₂ CH ₃	CH ₂ CH ₃	2-Cl-Phenyl
114	2	CH ₂ CH ₃	CH ₂ CH ₃	2-Cl-Phenyl
115	3	CH ₂ CH ₃	CH ₂ CH ₃	2-Cl-Phenyl
116	1	CH ₃	CH ₃	4-Br-Phenyl

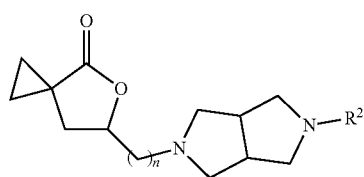
TABLE 1-continued

Entry	n	R ^{1a}	R ^{1b}	R ²
117	2	CH ₃	CH ₃	4-Br-Phenyl
118	3	CH ₃	CH ₃	4-Br-Phenyl
119	1	CH ₂ CH ₃	CH ₂ CH ₃	4-Br-Phenyl
120	2	CH ₂ CH ₃	CH ₂ CH ₃	4-Br-Phenyl
121	3	CH ₂ CH ₃	CH ₂ CH ₃	4-Br-Phenyl
122	1	CH ₃	CH ₃	4-OCF ₃ -Phenyl
123	2	CH ₃	CH ₃	4-OCF ₃ -Phenyl
124	3	CH ₃	CH ₃	4-OCF ₃ -Phenyl
125	1	CH ₂ CH ₃	CH ₂ CH ₃	4-OCF ₃ -Phenyl
126	2	CH ₂ CH ₃	CH ₂ CH ₃	4-OCF ₃ -Phenyl
127	3	CH ₂ CH ₃	CH ₂ CH ₃	4-OCF ₃ -Phenyl
128	1	CH ₃	CH ₃	3-OCF ₃ -Phenyl
129	2	CH ₃	CH ₃	3-OCF ₃ -Phenyl
130	3	CH ₃	CH ₃	3-OCF ₃ -Phenyl
131	1	CH ₂ CH ₃	CH ₂ CH ₃	3-OCF ₃ -Phenyl
132	2	CH ₂ CH ₃	CH ₂ CH ₃	3-OCF ₃ -Phenyl
133	3	CH ₂ CH ₃	CH ₂ CH ₃	3-OCF ₃ -Phenyl
134	1	CH ₃	CH ₃	2-OCF ₃ -Phenyl
135	2	CH ₃	CH ₃	2-OCF ₃ -Phenyl
136	3	CH ₃	CH ₃	2-OCF ₃ -Phenyl
137	1	CH ₂ CH ₃	CH ₂ CH ₃	2-OCF ₃ -Phenyl
138	2	CH ₂ CH ₃	CH ₂ CH ₃	2-OCF ₃ -Phenyl
139	3	CH ₂ CH ₃	CH ₂ CH ₃	2-OCF ₃ -Phenyl
140	1	CH ₃	CH ₃	4-isopropyl-phenyl
141	2	CH ₃	CH ₃	4-isopropyl-phenyl
142	3	CH ₃	CH ₃	4-isopropyl-phenyl
143	1	CH ₂ CH ₃	CH ₂ CH ₃	4-isopropyl-phenyl
144	2	CH ₂ CH ₃	CH ₂ CH ₃	4-isopropyl-phenyl
145	3	CH ₂ CH ₃	CH ₂ CH ₃	4-isopropyl-phenyl
146	1	CH ₃	CH ₃	3-isopropyl-phenyl
147	2	CH ₃	CH ₃	3-isopropyl-phenyl
148	3	CH ₃	CH ₃	3-isopropyl-phenyl
149	1	CH ₂ CH ₃	CH ₂ CH ₃	3-isopropyl-phenyl
150	2	CH ₂ CH ₃	CH ₂ CH ₃	3-isopropyl-phenyl
151	3	CH ₂ CH ₃	CH ₂ CH ₃	3-isopropyl-phenyl
152	1	CH ₃	CH ₃	2-isopropyl-phenyl
153	2	CH ₃	CH ₃	2-isopropyl-phenyl
154	3	CH ₃	CH ₃	2-isopropyl-phenyl
155	1	CH ₂ CH ₃	CH ₂ CH ₃	2-isopropyl-phenyl
156	2	CH ₂ CH ₃	CH ₂ CH ₃	2-isopropyl-phenyl
157	3	CH ₂ CH ₃	CH ₂ CH ₃	2-isopropyl-phenyl
158	1	CH ₃	CH ₃	4-cyclopropyl-phenyl
159	2	CH ₃	CH ₃	4-cyclopropyl-phenyl
160	3	CH ₃	CH ₃	4-cyclopropyl-phenyl
161	1	CH ₂ CH ₃	CH ₂ CH ₃	4-cyclopropyl-phenyl
162	2	CH ₂ CH ₃	CH ₂ CH ₃	4-cyclopropyl-phenyl
163	3	CH ₂ CH ₃	CH ₂ CH ₃	4-cyclopropyl-phenyl
164	1	CH ₃	CH ₃	3-cyclopropyl-phenyl
165	2	CH ₃	CH ₃	3-cyclopropyl-phenyl
166	3	CH ₃	CH ₃	3-cyclopropyl-phenyl
167	1	CH ₂ CH ₃	CH ₂ CH ₃	3-cyclopropyl-phenyl
168	2	CH ₂ CH ₃	CH ₂ CH ₃	3-cyclopropyl-phenyl
169	3	CH ₂ CH ₃	CH ₂ CH ₃	3-cyclopropyl-phenyl
170	1	CH ₃	CH ₃	2-cyclopropyl-phenyl
171	2	CH ₃	CH ₃	2-cyclopropyl-phenyl
172	3	CH ₃	CH ₃	2-cyclopropyl-phenyl
173	1	CH ₂ CH ₃	CH ₂ CH ₃	2-cyclopropyl-phenyl
174	2	CH ₂ CH ₃	CH ₂ CH ₃	2-cyclopropyl-phenyl
175	3	CH ₂ CH ₃	CH ₂ CH ₃	2-cyclopropyl-phenyl
176	1	CH ₃	CH ₃	4-morpholino-phenyl
177	2	CH ₃	CH ₃	4-morpholino-phenyl
178	3	CH ₃	CH ₃	4-morpholino-phenyl
179	1	CH ₂ CH ₃	CH ₂ CH ₃	4-morpholino-phenyl
180	2	CH ₂ CH ₃	CH ₂ CH ₃	4-morpholino-phenyl
181	3	CH ₂ CH ₃	CH ₂ CH ₃	4-morpholino-phenyl
182	1	CH ₃	CH ₃	3-morpholino-phenyl
183	2	CH ₃	CH ₃	3-morpholino-phenyl
184	3	CH ₃	CH ₃	3-morpholino-phenyl
185	1	CH ₂ CH ₃	CH ₂ CH ₃	3-morpholino-phenyl
186	2	CH ₂ CH ₃	CH ₂ CH ₃	3-morpholino-phenyl
187	3	CH ₂ CH ₃	CH ₂ CH ₃	3-morpholino-phenyl
188	1	CH ₃	CH ₃	2-morpholino-phenyl
189	2	CH ₃	CH ₃	2-morpholino-phenyl
190	3	CH ₃	CH ₃	2-morpholino-phenyl
191	1	CH ₂ CH ₃	CH ₂ CH ₃	2-morpholino-phenyl

TABLE 1-continued

Entry	n	R ^{1a}	R ^{1b}	R ²
192	2	CH ₂ CH ₃	CH ₂ CH ₃	2-morpholino-phenyl
193	3	CH ₂ CH ₃	CH ₂ CH ₃	2-morpholino-phenyl
194	1	CH ₃	CH ₃	2-pyridyl
195	2	CH ₃	CH ₃	2-pyridyl
196	3	CH ₃	CH ₃	2-pyridyl
197	1	CH ₂ CH ₃	CH ₂ CH ₃	2-pyridyl
198	2	CH ₂ CH ₃	CH ₂ CH ₃	2-pyridyl
199	3	CH ₂ CH ₃	CH ₂ CH ₃	2-pyridyl
200	1	CH ₃	CH ₃	3-pyridyl
201	2	CH ₃	CH ₃	3-pyridyl
202	3	CH ₃	CH ₃	3-pyridyl
203	1	CH ₂ CH ₃	CH ₂ CH ₃	3-pyridyl
204	2	CH ₂ CH ₃	CH ₂ CH ₃	3-pyridyl
205	3	CH ₂ CH ₃	CH ₂ CH ₃	3-pyridyl

[0538] Exemplary embodiments include compounds having the formula (VI) or a pharmaceutically acceptable salt form thereof:



wherein non-limiting examples of R² and n are defined herein below in Table 2.

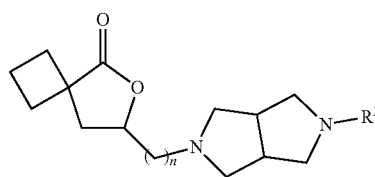
TABLE 2

Entry	n	R ²	Entry	n	R ²
1	1	Phenyl	52	1	3-Cl-Phenyl
2	2	Phenyl	53	2	3-Cl-Phenyl
3	3	Phenyl	54	3	3-Cl-Phenyl
4	1	4-OH-phenyl	55	1	2-Cl-Phenyl
5	2	4-OH-phenyl	56	2	2-Cl-Phenyl
6	3	4-OH-phenyl	57	3	2-Cl-Phenyl
7	1	3-OH-phenyl	58	1	4-Br-Phenyl
8	2	3-OH-phenyl	59	2	4-Br-Phenyl
9	3	3-OH-phenyl	60	3	4-Br-Phenyl
10	1	2-OH-phenyl	61	1	4-OCF ₃ -Phenyl
11	2	2-OH-phenyl	62	2	4-OCF ₃ -Phenyl
12	3	2-OH-phenyl	63	3	4-OCF ₃ -Phenyl
13	1	4-CH ₃ -Phenyl	64	1	3-OCF ₃ -Phenyl
14	2	4-CH ₃ -Phenyl	65	2	3-OCF ₃ -Phenyl
15	3	4-CH ₃ -Phenyl	66	3	3-OCF ₃ -Phenyl
16	1	3-CH ₃ -Phenyl	67	1	2-OCF ₃ -Phenyl
17	2	3-CH ₃ -Phenyl	68	2	2-OCF ₃ -Phenyl
18	3	3-CH ₃ -Phenyl	69	3	2-OCF ₃ -Phenyl
19	1	2-CH ₃ -Phenyl	70	1	4-isopropyl-phenyl
20	2	2-CH ₃ -Phenyl	71	2	4-isopropyl-phenyl
21	3	2-CH ₃ -Phenyl	72	3	4-isopropyl-phenyl
22	1	4-OCH ₃ -Phenyl	73	1	3-isopropyl-phenyl
23	2	4-OCH ₃ -Phenyl	74	2	3-isopropyl-phenyl
24	3	4-OCH ₃ -Phenyl	75	3	3-isopropyl-phenyl
25	1	3-OCH ₃ -Phenyl	76	1	2-isopropyl-phenyl
26	2	3-OCH ₃ -Phenyl	77	2	2-isopropyl-phenyl
27	3	3-OCH ₃ -Phenyl	78	3	2-isopropyl-phenyl
28	1	2-OCH ₃ -Phenyl	79	1	4-cyclopropyl-phenyl
29	2	2-OCH ₃ -Phenyl	80	2	4-cyclopropyl-phenyl
30	3	2-OCH ₃ -Phenyl	81	3	4-cyclopropyl-phenyl
31	1	4-CN-Phenyl	82	1	3-cyclopropyl-phenyl
32	2	4-CN-Phenyl	83	2	3-cyclopropyl-phenyl
33	3	4-CN-Phenyl	84	3	3-cyclopropyl-phenyl
34	1	3-CN-Phenyl	85	1	2-cyclopropyl-phenyl

TABLE 2-continued

Entry	n	R ²	Entry	n	R ²
35	2	3-CN-Phenyl	86	2	2-cyclopropyl-phenyl
36	3	3-CN-Phenyl	87	3	2-cyclopropyl-phenyl
37	1	2-CN-Phenyl	88	1	4-morpholino-phenyl
38	2	2-CN-Phenyl	89	2	4-morpholino-phenyl
39	3	2-CN-Phenyl	90	3	4-morpholino-phenyl
40	1	4-F-Phenyl	91	1	3-morpholino-phenyl
41	2	4-F-Phenyl	92	2	3-morpholino-phenyl
42	3	4-F-Phenyl	93	3	3-morpholino-phenyl
43	1	3-F-Phenyl	94	1	2-morpholino-phenyl
44	2	3-F-Phenyl	95	2	2-morpholino-phenyl
45	3	3-F-Phenyl	96	3	2-morpholino-phenyl
46	1	2-F-Phenyl	97	1	2-pyridyl
47	2	2-F-Phenyl	98	2	2-pyridyl
48	3	2-F-Phenyl	99	3	2-pyridyl
49	1	4-Cl-Phenyl	100	1	3-pyridyl
50	2	4-Cl-Phenyl	101	2	3-pyridyl
51	3	4-Cl-Phenyl	102	3	3-pyridyl

[0539] Exemplary embodiments include compounds having the formula (VII) or a pharmaceutically acceptable salt form thereof:



wherein non-limiting examples of R² and n are defined herein below in Table 3.

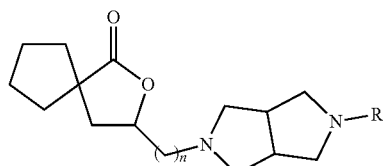
TABLE 3

Entry	n	R ²
1	1	Phenyl
2	2	Phenyl
3	3	Phenyl
4	1	4-OH-phenyl
5	2	4-OH-phenyl
6	3	4-OH-phenyl
7	1	3-OH-phenyl
8	2	3-OH-phenyl
9	3	3-OH-phenyl
10	1	2-OH-phenyl
11	2	2-OH-phenyl
12	3	2-OH-phenyl
13	1	4-CH ₃ -Phenyl
14	2	4-CH ₃ -Phenyl
15	3	4-CH ₃ -Phenyl
16	1	3-CH ₃ -Phenyl
17	2	3-CH ₃ -Phenyl
18	3	3-CH ₃ -Phenyl
19	1	2-CH ₃ -Phenyl
20	2	2-CH ₃ -Phenyl
21	3	2-CH ₃ -Phenyl
22	1	4-OCH ₃ -Phenyl
23	2	4-OCH ₃ -Phenyl
24	3	4-OCH ₃ -Phenyl
25	1	3-OCH ₃ -Phenyl
26	2	3-OCH ₃ -Phenyl
27	3	3-OCH ₃ -Phenyl
28	1	2-OCH ₃ -Phenyl
29	2	2-OCH ₃ -Phenyl
30	3	2-OCH ₃ -Phenyl
31	1	4-CN-Phenyl

TABLE 3-continued

Entry	n	R ²
32	2	4-CN-Phenyl
33	3	4-CN-Phenyl
34	1	3-CN-Phenyl
35	2	3-CN-Phenyl
36	3	3-CN-Phenyl
37	1	2-CN-Phenyl
38	2	2-CN-Phenyl
39	3	2-CN-Phenyl
40	1	4-F-Phenyl
41	2	4-F-Phenyl
42	3	4-F-Phenyl
43	1	3-F-Phenyl
44	2	3-F-Phenyl
45	3	3-F-Phenyl
46	1	2-F-Phenyl
47	2	2-F-Phenyl
48	3	2-F-Phenyl
49	1	4-Cl-Phenyl
50	2	4-Cl-Phenyl
51	3	4-Cl-Phenyl
52	1	3-Cl-Phenyl
53	2	3-Cl-Phenyl
54	3	3-Cl-Phenyl
55	1	2-Cl-Phenyl
56	2	2-Cl-Phenyl
57	3	2-Cl-Phenyl
58	1	4-Br-Phenyl
59	2	4-Br-Phenyl
60	3	4-Br-Phenyl
61	1	4-OCF ₃ -Phenyl
62	2	4-OCF ₃ -Phenyl
63	3	4-OCF ₃ -Phenyl
64	1	3-OCF ₃ -Phenyl
65	2	3-OCF ₃ -Phenyl
66	3	3-OCF ₃ -Phenyl
67	1	2-OCF ₃ -Phenyl
68	2	2-OCF ₃ -Phenyl
69	3	2-OCF ₃ -Phenyl
70	1	4-isopropyl-phenyl
71	2	4-isopropyl-phenyl
72	3	4-isopropyl-phenyl
73	1	3-isopropyl-phenyl
74	2	3-isopropyl-phenyl
75	3	3-isopropyl-phenyl
76	1	2-isopropyl-phenyl
77	2	2-isopropyl-phenyl
78	3	2-isopropyl-phenyl
79	1	4-cyclopropyl-phenyl
80	2	4-cyclopropyl-phenyl
81	3	4-cyclopropyl-phenyl
82	1	3-cyclopropyl-phenyl
83	2	3-cyclopropyl-phenyl
84	3	3-cyclopropyl-phenyl
85	1	2-cyclopropyl-phenyl
86	2	2-cyclopropyl-phenyl
87	3	2-cyclopropyl-phenyl
88	1	4-morpholino-phenyl
89	2	4-morpholino-phenyl
90	3	4-morpholino-phenyl
91	1	3-morpholino-phenyl
92	2	3-morpholino-phenyl
93	3	3-morpholino-phenyl
94	1	2-morpholino-phenyl
95	2	2-morpholino-phenyl
96	3	2-morpholino-phenyl
97	1	2-pyridyl
98	2	2-pyridyl
99	3	2-pyridyl
100	1	3-pyridyl
101	2	3-pyridyl
102	3	3-pyridyl

[0540] Exemplary embodiments include compounds having the formula (VIII) or a pharmaceutically acceptable salt form thereof:



(VIII)

wherein non-limiting examples of R² and n are defined herein below in Table 4.

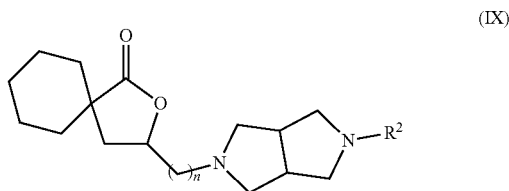
TABLE 4

Entry	n	R ²
1	1	Phenyl
2	2	Phenyl
3	3	Phenyl
4	1	4-OH-phenyl
5	2	4-OH-phenyl
6	3	4-OH-phenyl
7	1	3-OH-phenyl
8	2	3-OH-phenyl
9	3	3-OH-phenyl
10	1	2-OH-phenyl
11	2	2-OH-phenyl
12	3	2-OH-phenyl
13	1	4-CH ₃ -Phenyl
14	2	4-CH ₃ -Phenyl
15	3	4-CH ₃ -Phenyl
16	1	3-CH ₃ -Phenyl
17	2	3-CH ₃ -Phenyl
18	3	3-CH ₃ -Phenyl
19	1	2-CH ₃ -Phenyl
20	2	2-CH ₃ -Phenyl
21	3	2-CH ₃ -Phenyl
22	1	4-OCH ₃ -Phenyl
23	2	4-OCH ₃ -Phenyl
24	3	4-OCH ₃ -Phenyl
25	1	3-OCH ₃ -Phenyl
26	2	3-OCH ₃ -Phenyl
27	3	3-OCH ₃ -Phenyl
28	1	2-OCH ₃ -Phenyl
29	2	2-OCH ₃ -Phenyl
30	3	2-OCH ₃ -Phenyl
31	1	4-CN-Phenyl
32	2	4-CN-Phenyl
33	3	4-CN-Phenyl
34	1	3-CN-Phenyl
35	2	3-CN-Phenyl
36	3	3-CN-Phenyl
37	1	2-CN-Phenyl
38	2	2-CN-Phenyl
39	3	2-CN-Phenyl
40	1	4-F-Phenyl
41	2	4-F-Phenyl
42	3	4-F-Phenyl
43	1	3-F-Phenyl
44	2	3-F-Phenyl
45	3	3-F-Phenyl
46	1	2-F-Phenyl
47	2	2-F-Phenyl
48	3	2-F-Phenyl
49	1	4-Cl-Phenyl
50	2	4-Cl-Phenyl
51	3	4-Cl-Phenyl
52	1	3-Cl-Phenyl
53	2	3-Cl-Phenyl
54	3	3-Cl-Phenyl
55	1	2-Cl-Phenyl
56	2	2-Cl-Phenyl
57	3	2-Cl-Phenyl
58	1	4-Br-Phenyl
59	2	4-Br-Phenyl

TABLE 4-continued

Entry	n	R ²
60	3	4-Br-Phenyl
61	1	4-OCF ₃ -Phenyl
62	2	4-OCF ₃ -Phenyl
63	3	4-OCF ₃ -Phenyl
64	1	3-OCF ₃ -Phenyl
65	2	3-OCF ₃ -Phenyl
66	3	3-OCF ₃ -Phenyl
67	1	2-OCF ₃ -Phenyl
68	2	2-OCF ₃ -Phenyl
69	3	2-OCF ₃ -Phenyl
70	1	4-isopropyl-phenyl
71	2	4-isopropyl-phenyl
72	3	4-isopropyl-phenyl
73	1	3-isopropyl-phenyl
74	2	3-isopropyl-phenyl
75	3	3-isopropyl-phenyl
76	1	2-isopropyl-phenyl
77	2	2-isopropyl-phenyl
78	3	2-isopropyl-phenyl
79	1	4-cyclopropyl-phenyl
80	2	4-cyclopropyl-phenyl
81	3	4-cyclopropyl-phenyl
82	1	3-cyclopropyl-phenyl
83	2	3-cyclopropyl-phenyl
84	3	3-cyclopropyl-phenyl
85	1	2-cyclopropyl-phenyl
86	2	2-cyclopropyl-phenyl
87	3	2-cyclopropyl-phenyl
88	1	4-morpholino-phenyl
89	2	4-morpholino-phenyl
90	3	4-morpholino-phenyl
91	1	3-morpholino-phenyl
92	2	3-morpholino-phenyl
93	3	3-morpholino-phenyl
94	1	2-morpholino-phenyl
95	2	2-morpholino-phenyl
96	3	2-morpholino-phenyl
97	1	2-pyridyl
98	2	2-pyridyl
99	3	2-pyridyl
100	1	3-pyridyl
101	2	3-pyridyl
102	3	3-pyridyl

[0541] Exemplary embodiments include compounds having the formula (IX) or a pharmaceutically acceptable salt form thereof:



wherein non-limiting examples of R² and n are defined herein below in Table 5.

TABLE 5

Entry	n	R ²
1	1	Phenyl
2	2	Phenyl
3	3	Phenyl
4	1	4-OH-phenyl
5	2	4-OH-phenyl

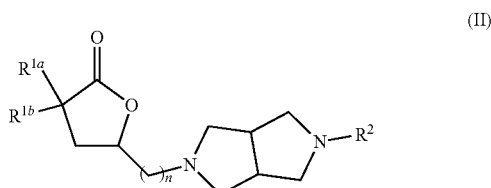
TABLE 5-continued

Entry	n	R ²
6	3	4-OH-phenyl
7	1	3-OH-phenyl
8	2	3-OH-phenyl
9	3	3-OH-phenyl
10	1	2-OH-phenyl
11	2	2-OH-phenyl
12	3	2-OH-phenyl
13	1	4-CH ₃ -Phenyl
14	2	4-CH ₃ -Phenyl
15	3	4-CH ₃ -Phenyl
16	1	3-CH ₃ -Phenyl
17	2	3-CH ₃ -Phenyl
18	3	3-CH ₃ -Phenyl
19	1	2-CH ₃ -Phenyl
20	2	2-CH ₃ -Phenyl
21	3	2-CH ₃ -Phenyl
22	1	4-OCH ₃ -Phenyl
23	2	4-OCH ₃ -Phenyl
24	3	4-OCH ₃ -Phenyl
25	1	3-OCH ₃ -Phenyl
26	2	3-OCH ₃ -Phenyl
27	3	3-OCH ₃ -Phenyl
28	1	2-OCH ₃ -Phenyl
29	2	2-OCH ₃ -Phenyl
30	3	2-OCH ₃ -Phenyl
31	1	4-CN-Phenyl
32	2	4-CN-Phenyl
33	3	4-CN-Phenyl
34	1	3-CN-Phenyl
35	2	3-CN-Phenyl
36	3	3-CN-Phenyl
37	1	2-CN-Phenyl
38	2	2-CN-Phenyl
39	3	2-CN-Phenyl
40	1	4-F-Phenyl
41	2	4-F-Phenyl
42	3	4-F-Phenyl
43	1	3-F-Phenyl
44	2	3-F-Phenyl
45	3	3-F-Phenyl
46	1	2-F-Phenyl
47	2	2-F-Phenyl
48	3	2-F-Phenyl
49	1	4-Cl-Phenyl
50	2	4-Cl-Phenyl
51	3	4-Cl-Phenyl
52	1	3-Cl-Phenyl
53	2	3-Cl-Phenyl
54	3	3-Cl-Phenyl
55	1	2-Cl-Phenyl
56	2	2-Cl-Phenyl
57	3	2-Cl-Phenyl
58	1	4-Br-Phenyl
59	2	4-Br-Phenyl
60	3	4-Br-Phenyl
61	1	4-OCF ₃ -Phenyl
62	2	4-OCF ₃ -Phenyl
63	3	4-OCF ₃ -Phenyl
64	1	3-OCF ₃ -Phenyl
65	2	3-OCF ₃ -Phenyl
66	3	3-OCF ₃ -Phenyl
67	1	2-OCF ₃ -Phenyl
68	2	2-OCF ₃ -Phenyl
69	3	2-OCF ₃ -Phenyl
70	1	4-isopropyl-phenyl
71	2	4-isopropyl-phenyl
72	3	4-isopropyl-phenyl
73	1	3-isopropyl-phenyl
74	2	3-isopropyl-phenyl
75	3	3-isopropyl-phenyl
76	1	2-isopropyl-phenyl
77	2	2-isopropyl-phenyl
78	3	2-isopropyl-phenyl
79	1	4-cyclopropyl-phenyl
80	2	4-cyclopropyl-phenyl

TABLE 5-continued

Entry	n	R ²
81	3	4-cyclopropyl-phenyl
82	1	3-cyclopropyl-phenyl
83	2	3-cyclopropyl-phenyl
84	3	3-cyclopropyl-phenyl
85	1	2-cyclopropyl-phenyl
86	2	2-cyclopropyl-phenyl
87	3	2-cyclopropyl-phenyl
88	1	4-morpholino-phenyl
89	2	4-morpholino-phenyl
90	3	4-morpholino-phenyl
91	1	3-morpholino-phenyl
92	2	3-morpholino-phenyl
93	3	3-morpholino-phenyl
94	1	2-morpholino-phenyl
95	2	2-morpholino-phenyl
96	3	2-morpholino-phenyl
97	1	2-pyridyl
98	2	2-pyridyl
99	3	2-pyridyl
100	1	3-pyridyl
101	2	3-pyridyl
102	3	3-pyridyl

[0542] Exemplary embodiments include compounds having the formula (II) or a pharmaceutically acceptable salt form thereof:



wherein non-limiting examples of R^{1a}, R^{1b}, R² and n are defined herein below in Table 6.

TABLE 6

Entry	n	R ^{1a}	R ^{1b}	R ²
1	1	CH ₃	CH ₃	2-CF ₃ -Phenyl
2	2	CH ₃	CH ₃	2-CF ₃ -Phenyl
3	3	CH ₃	CH ₃	2-CF ₃ -Phenyl
4	1	CH ₂ CH ₃	CH ₂ CH ₃	2-CF ₃ -Phenyl
5	2	CH ₂ CH ₃	CH ₂ CH ₃	2-CF ₃ -Phenyl
6	3	CH ₂ CH ₃	CH ₂ CH ₃	2-CF ₃ -Phenyl
7	1	CH ₃	CH ₃	3-CF ₃ -Phenyl
8	2	CH ₃	CH ₃	3-CF ₃ -Phenyl
9	3	CH ₃	CH ₃	3-CF ₃ -Phenyl
10	1	CH ₂ CH ₃	CH ₂ CH ₃	3-CF ₃ -Phenyl
11	2	CH ₂ CH ₃	CH ₂ CH ₃	3-CF ₃ -Phenyl
12	3	CH ₂ CH ₃	CH ₂ CH ₃	3-CF ₃ -Phenyl
13	1	CH ₃	CH ₃	4-CF ₃ -Phenyl
14	2	CH ₃	CH ₃	4-CF ₃ -Phenyl
15	3	CH ₃	CH ₃	4-CF ₃ -Phenyl
16	1	CH ₂ CH ₃	CH ₂ CH ₃	4-CF ₃ -Phenyl
17	2	CH ₂ CH ₃	CH ₂ CH ₃	4-CF ₃ -Phenyl
18	3	CH ₂ CH ₃	CH ₂ CH ₃	4-CF ₃ -Phenyl
19	1	CH ₃	CH ₃	2-NH ₂ -Phenyl
20	2	CH ₃	CH ₃	2-NH ₂ -Phenyl
21	3	CH ₃	CH ₃	2-NH ₂ -Phenyl
22	1	CH ₂ CH ₃	CH ₂ CH ₃	2-NH ₂ -Phenyl
23	2	CH ₂ CH ₃	CH ₂ CH ₃	2-NH ₂ -Phenyl
24	3	CH ₂ CH ₃	CH ₂ CH ₃	2-NH ₂ -Phenyl
25	1	CH ₃	CH ₃	3-NH ₂ -Phenyl
26	2	CH ₃	CH ₃	3-NH ₂ -Phenyl
27	3	CH ₃	CH ₃	3-NH ₂ -Phenyl
28	1	CH ₂ CH ₃	CH ₂ CH ₃	3-NH ₂ -Phenyl
29	2	CH ₂ CH ₃	CH ₂ CH ₃	3-NH ₂ -Phenyl
30	3	CH ₂ CH ₃	CH ₂ CH ₃	3-NH ₂ -Phenyl
31	1	CH ₃	CH ₃	4-NH ₂ -Phenyl
32	2	CH ₃	CH ₃	4-NH ₂ -Phenyl
33	3	CH ₃	CH ₃	4-NH ₂ -Phenyl
34	1	CH ₂ CH ₃	CH ₂ CH ₃	4-NH ₂ -Phenyl
35	2	CH ₂ CH ₃	CH ₂ CH ₃	4-NH ₂ -Phenyl
36	3	CH ₂ CH ₃	CH ₂ CH ₃	4-NH ₂ -Phenyl
37	1	CH ₃	CH ₃	2-tBu-Phenyl
38	2	CH ₃	CH ₃	2-tBu-Phenyl
39	3	CH ₃	CH ₃	2-tBu-Phenyl
40	1	CH ₂ CH ₃	CH ₂ CH ₃	2-tBu-Phenyl
41	2	CH ₂ CH ₃	CH ₂ CH ₃	2-tBu-Phenyl
42	3	CH ₂ CH ₃	CH ₂ CH ₃	2-tBu-Phenyl
43	1	CH ₃	CH ₃	3-tBu-Phenyl
44	2	CH ₃	CH ₃	3-tBu-Phenyl
45	3	CH ₃	CH ₃	3-tBu-Phenyl
46	1	CH ₂ CH ₃	CH ₂ CH ₃	3-tBu-Phenyl
47	2	CH ₂ CH ₃	CH ₂ CH ₃	3-tBu-Phenyl
48	3	CH ₂ CH ₃	CH ₂ CH ₃	3-tBu-Phenyl
49	1	CH ₃	CH ₃	4-tBu-Phenyl
50	2	CH ₃	CH ₃	4-tBu-Phenyl
51	3	CH ₃	CH ₃	4-tBu-Phenyl
52	1	CH ₂ CH ₃	CH ₂ CH ₃	4-tBu-Phenyl
53	2	CH ₂ CH ₃	CH ₂ CH ₃	4-tBu-Phenyl
54	3	CH ₂ CH ₃	CH ₂ CH ₃	4-tBu-Phenyl
55	1	CH ₃	CH ₃	2-NO ₂ -Phenyl
56	2	CH ₃	CH ₃	2-NO ₂ -Phenyl
57	3	CH ₃	CH ₃	2-NO ₂ -Phenyl
58	1	CH ₂ CH ₃	CH ₂ CH ₃	2-NO ₂ -Phenyl
59	2	CH ₂ CH ₃	CH ₂ CH ₃	2-NO ₂ -Phenyl
60	3	CH ₂ CH ₃	CH ₂ CH ₃	2-NO ₂ -Phenyl
61	1	CH ₃	CH ₃	3-NO ₂ -Phenyl
62	2	CH ₃	CH ₃	3-NO ₂ -Phenyl
63	3	CH ₃	CH ₃	3-NO ₂ -Phenyl
64	1	CH ₂ CH ₃	CH ₂ CH ₃	3-NO ₂ -Phenyl
65	2	CH ₂ CH ₃	CH ₂ CH ₃	3-NO ₂ -Phenyl
66	3	CH ₂ CH ₃	CH ₂ CH ₃	3-NO ₂ -Phenyl
67	1	CH ₃	CH ₃	4-NO ₂ -Phenyl
68	2	CH ₃	CH ₃	4-NO ₂ -Phenyl
69	3	CH ₃	CH ₃	4-NO ₂ -Phenyl
70	1	CH ₂ CH ₃	CH ₂ CH ₃	4-NO ₂ -Phenyl
71	2	CH ₂ CH ₃	CH ₂ CH ₃	4-NO ₂ -Phenyl
72	3	CH ₂ CH ₃	CH ₂ CH ₃	4-NO ₂ -Phenyl
73	1	CH ₃	CH ₃	2-SCH ₃ -Phenyl
74	2	CH ₃	CH ₃	2-SCH ₃ -Phenyl
75	3	CH ₃	CH ₃	2-SCH ₃ -Phenyl
76	1	CH ₂ CH ₃	CH ₂ CH ₃	2-SCH ₃ -Phenyl
77	2	CH ₂ CH ₃	CH ₂ CH ₃	2-SCH ₃ -Phenyl
78	3	CH ₂ CH ₃	CH ₂ CH ₃	2-SCH ₃ -Phenyl
79	1	CH ₃	CH ₃	3-SCH ₃ -Phenyl
80	2	CH ₃	CH ₃	3-SCH ₃ -Phenyl
81	3	CH ₃	CH ₃	3-SCH ₃ -Phenyl
82	1	CH ₂ CH ₃	CH ₂ CH ₃	3-SCH ₃ -Phenyl
83	2	CH ₂ CH ₃	CH ₂ CH ₃	3-SCH ₃ -Phenyl
84	3	CH ₂ CH ₃	CH ₂ CH ₃	3-SCH ₃ -Phenyl
85	1	CH ₃	CH ₃	4-SCH ₃ -Phenyl
86	2	CH ₃	CH ₃	4-SCH ₃ -Phenyl
87	3	CH ₃	CH ₃	4-SCH ₃ -Phenyl
88	1	CH ₂ CH ₃	CH ₂ CH ₃	4-SCH ₃ -Phenyl
89	2	CH ₂ CH ₃	CH ₂ CH ₃	4-SCH ₃ -Phenyl
90	3	CH ₂ CH ₃	CH ₂ CH ₃	4-SCH ₃ -Phenyl
91	1	CH ₃	CH ₃	2-SO ₂ CH ₃ -Phenyl
92	2	CH ₃	CH ₃	2-SO ₂ CH ₃ -Phenyl
93	3	CH ₃	CH ₃	2-SO ₂ CH ₃ -Phenyl
94	1	CH ₂ CH ₃	CH ₂ CH ₃	2-SO ₂ CH ₃ -Phenyl
95	2	CH ₂ CH ₃	CH ₂ CH ₃	2-SO ₂ CH ₃ -Phenyl
96	3	CH ₂ CH ₃	CH ₂ CH ₃	2-SO ₂ CH ₃ -Phenyl
97	1	CH ₃	CH ₃	3-SO ₂ CH ₃ -Phenyl
98	2	CH ₃	CH ₃	3-SO ₂ CH ₃ -Phenyl
99	3	CH ₃	CH ₃	3-SO ₂ CH ₃ -Phenyl
100	1	CH ₂ CH ₃	CH ₂ CH ₃	3-SO ₂ CH ₃ -Phenyl
101	2	CH ₂ CH ₃	CH ₂ CH ₃	3-SO ₂ CH ₃ -Phenyl

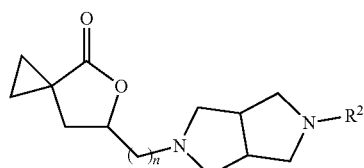
TABLE 6-continued

Entry	n	R ^{1a}	R ^{1b}	R ²
102	3	CH ₂ CH ₃	CH ₂ CH ₃	3-SO ₂ CH ₃ -Phenyl
103	1	CH ₃	CH ₃	4-SO ₂ CH ₃ -Phenyl
104	2	CH ₃	CH ₃	4-SO ₂ CH ₃ -Phenyl
105	3	CH ₃	CH ₃	4-SO ₂ CH ₃ -Phenyl
106	1	CH ₂ CH ₃	CH ₂ CH ₃	4-SO ₂ CH ₃ -Phenyl
107	2	CH ₂ CH ₃	CH ₂ CH ₃	4-SO ₂ CH ₃ -Phenyl
108	3	CH ₂ CH ₃	CH ₂ CH ₃	4-SO ₂ CH ₃ -Phenyl
109	1	CH ₃	CH ₃	2-SO ₂ NH ₂ -Phenyl
110	2	CH ₃	CH ₃	2-SO ₂ NH ₂ -Phenyl
111	3	CH ₃	CH ₃	2-SO ₂ NH ₂ -Phenyl
112	1	CH ₂ CH ₃	CH ₂ CH ₃	2-SO ₂ NH ₂ -Phenyl
113	2	CH ₂ CH ₃	CH ₂ CH ₃	2-SO ₂ NH ₂ -Phenyl
114	3	CH ₂ CH ₃	CH ₂ CH ₃	2-SO ₂ NH ₂ -Phenyl
115	1	CH ₃	CH ₃	3-SO ₂ NH ₂ -Phenyl
116	2	CH ₃	CH ₃	3-SO ₂ NH ₂ -Phenyl
117	3	CH ₃	CH ₃	3-SO ₂ NH ₂ -Phenyl
118	1	CH ₂ CH ₃	CH ₂ CH ₃	3-SO ₂ NH ₂ -Phenyl
119	2	CH ₂ CH ₃	CH ₂ CH ₃	3-SO ₂ NH ₂ -Phenyl
120	3	CH ₂ CH ₃	CH ₂ CH ₃	3-SO ₂ NH ₂ -Phenyl
121	1	CH ₃	CH ₃	4-SO ₂ NH ₂ -Phenyl
122	2	CH ₃	CH ₃	4-SO ₂ NH ₂ -Phenyl
123	3	CH ₃	CH ₃	4-SO ₂ NH ₂ -Phenyl
124	1	CH ₂ CH ₃	CH ₂ CH ₃	4-SO ₂ NH ₂ -Phenyl
125	2	CH ₂ CH ₃	CH ₂ CH ₃	4-SO ₂ NH ₂ -Phenyl
126	3	CH ₂ CH ₃	CH ₂ CH ₃	4-SO ₂ NH ₂ -Phenyl
127	1	CH ₃	CH ₃	2-CONH ₂ -Phenyl
128	2	CH ₃	CH ₃	2-CONH ₂ -Phenyl
129	3	CH ₃	CH ₃	2-CONH ₂ -Phenyl
130	1	CH ₂ CH ₃	CH ₂ CH ₃	2-CONH ₂ -Phenyl
131	2	CH ₂ CH ₃	CH ₂ CH ₃	2-CONH ₂ -Phenyl
132	3	CH ₂ CH ₃	CH ₂ CH ₃	2-CONH ₂ -Phenyl
133	1	CH ₃	CH ₃	3-CONH ₂ -Phenyl
134	2	CH ₃	CH ₃	3-CONH ₂ -Phenyl
135	3	CH ₃	CH ₃	3-CONH ₂ -Phenyl
136	1	CH ₂ CH ₃	CH ₂ CH ₃	3-CONH ₂ -Phenyl
137	2	CH ₂ CH ₃	CH ₂ CH ₃	3-CONH ₂ -Phenyl
138	3	CH ₂ CH ₃	CH ₂ CH ₃	3-CONH ₂ -Phenyl
139	1	CH ₃	CH ₃	4-CONH ₂ -Phenyl
140	2	CH ₃	CH ₃	4-CONH ₂ -Phenyl
141	3	CH ₃	CH ₃	4-CONH ₂ -Phenyl
142	1	CH ₂ CH ₃	CH ₂ CH ₃	4-CONH ₂ -Phenyl
143	2	CH ₂ CH ₃	CH ₂ CH ₃	4-CONH ₂ -Phenyl
144	3	CH ₂ CH ₃	CH ₂ CH ₃	4-CONH ₂ -Phenyl
145	1	CH ₃	CH ₃	2-Br-Phenyl
146	2	CH ₃	CH ₃	2-Br-Phenyl
147	3	CH ₃	CH ₃	2-Br-Phenyl
148	1	CH ₂ CH ₃	CH ₂ CH ₃	2-Br-Phenyl
149	2	CH ₂ CH ₃	CH ₂ CH ₃	2-Br-Phenyl
150	3	CH ₂ CH ₃	CH ₂ CH ₃	2-Br-Phenyl
151	1	CH ₃	CH ₃	3-Br-Phenyl
152	2	CH ₃	CH ₃	3-Br-Phenyl
153	3	CH ₃	CH ₃	3-Br-Phenyl
154	1	CH ₂ CH ₃	CH ₂ CH ₃	3-Br-Phenyl
155	2	CH ₂ CH ₃	CH ₂ CH ₃	3-Br-Phenyl
156	3	CH ₂ CH ₃	CH ₂ CH ₃	3-Br-Phenyl
157	1	CH ₃	CH ₃	2,3-di-CH ₃ -phenyl
158	2	CH ₃	CH ₃	2,3-di-CH ₃ -phenyl
159	3	CH ₃	CH ₃	2,3-di-CH ₃ -phenyl
160	1	CH ₂ CH ₃	CH ₂ CH ₃	2,3-di-CH ₃ -phenyl
161	2	CH ₂ CH ₃	CH ₂ CH ₃	2,3-di-CH ₃ -phenyl
162	3	CH ₂ CH ₃	CH ₂ CH ₃	2,3-di-CH ₃ -phenyl
163	1	CH ₃	CH ₃	2,4-di-CH ₃ -phenyl
164	2	CH ₃	CH ₃	2,4-di-CH ₃ -phenyl
165	3	CH ₃	CH ₃	2,4-di-CH ₃ -phenyl
166	1	CH ₂ CH ₃	CH ₂ CH ₃	2,4-di-CH ₃ -phenyl
167	2	CH ₂ CH ₃	CH ₂ CH ₃	2,4-di-CH ₃ -phenyl
168	3	CH ₂ CH ₃	CH ₂ CH ₃	2,4-di-CH ₃ -phenyl
169	1	CH ₃	CH ₃	2,5-di-CH ₃ -phenyl
170	2	CH ₃	CH ₃	2,5-di-CH ₃ -phenyl
171	3	CH ₃	CH ₃	2,5-di-CH ₃ -phenyl
172	1	CH ₂ CH ₃	CH ₂ CH ₃	2,5-di-CH ₃ -phenyl
173	2	CH ₂ CH ₃	CH ₂ CH ₃	2,5-di-CH ₃ -phenyl
174	3	CH ₂ CH ₃	CH ₂ CH ₃	2,5-di-CH ₃ -phenyl
175	1	CH ₃	CH ₃	2,6-di-CH ₃ -phenyl
176	2	CH ₃	CH ₃	2,6-di-CH ₃ -phenyl

TABLE 6-continued

Entry	n	R ^{1a}	R ^{1b}	R ²
177	3	CH ₃	CH ₃	2,6-di-CH ₃ -phenyl
178	1	CH ₂ CH ₃	CH ₂ CH ₃	2,6-di-CH ₃ -phenyl
179	2	CH ₂ CH ₃	CH ₂ CH ₃	2,6-di-CH ₃ -phenyl
180	3	CH ₂ CH ₃	CH ₂ CH ₃	2,6-di-CH ₃ -phenyl
181	1	CH ₃	CH ₃	3,4-di-CH ₃ -phenyl
182	2	CH ₃	CH ₃	3,4-di-CH ₃ -phenyl
183	3	CH ₃	CH ₃	3,4-di-CH ₃ -phenyl
184	1	CH ₂ CH ₃	CH ₂ CH ₃	3,4-di-CH ₃ -phenyl
185	2	CH ₂ CH ₃	CH ₂ CH ₃	3,4-di-CH ₃ -phenyl
186	3	CH ₂ CH ₃	CH ₂ CH ₃	3,4-di-CH ₃ -phenyl
187	1	CH ₃	CH ₃	3,5-di-CH ₃ -phenyl
188	2	CH ₃	CH ₃	3,5-di-CH ₃ -phenyl
189	3	CH ₃	CH ₃	3,5-di-CH ₃ -phenyl
190	1	CH ₂ CH ₃	CH ₂ CH ₃	3,5-di-CH ₃ -phenyl
191	2	CH ₂ CH ₃	CH ₂ CH ₃	3,5-di-CH ₃ -phenyl
192	3	CH ₂ CH ₃	CH ₂ CH ₃	3,5-di-CH ₃ -phenyl
193	1	CH ₃	CH ₃	2,3-di-Cl-phenyl
194	2	CH ₃	CH ₃	2,3-di-Cl-phenyl
195	3	CH ₃	CH ₃	2,3-di-Cl-phenyl
196	1	CH ₂ CH ₃	CH ₂ CH ₃	2,3-di-Cl-phenyl
197	2	CH ₂ CH ₃	CH ₂ CH ₃	2,3-di-Cl-phenyl
198	3	CH ₂ CH ₃	CH ₂ CH ₃	2,3-di-Cl-phenyl
199	1	CH ₃	CH ₃	2,4-di-Cl-phenyl
200	2	CH ₃	CH ₃	2,4-di-Cl-phenyl
201	3	CH ₃	CH ₃	2,4-di-Cl-phenyl
202	1	CH ₂ CH ₃	CH ₂ CH ₃	2,4-di-Cl-phenyl
203	2	CH ₂ CH ₃	CH ₂ CH ₃	2,4-di-Cl-phenyl
204	3	CH ₂ CH ₃	CH ₂ CH ₃	2,4-di-Cl-phenyl
205	1	CH ₃	CH ₃	2,5-di-Cl-phenyl
206	2	CH ₃	CH ₃	2,5-di-Cl-phenyl
207	3	CH ₃	CH ₃	2,5-di-Cl-phenyl
280	1	CH ₂ CH ₃	CH ₂ CH ₃	2,5-di-Cl-phenyl
209	2	CH ₂ CH ₃	CH ₂ CH ₃	2,5-di-Cl-phenyl
210	3	CH ₂ CH ₃	CH ₂ CH ₃	2,5-di-Cl-phenyl
211	1	CH ₃	CH ₃	2,6-di-Cl-phenyl
212	2	CH ₃	CH ₃	2,6-di-Cl-phenyl
213	3	CH ₃	CH ₃	2,6-di-Cl-phenyl
214	1	CH ₂ CH ₃	CH ₂ CH ₃	2,6-di-Cl-phenyl
215	2	CH ₂ CH ₃	CH ₂ CH ₃	2,6-di-Cl-phenyl
216	3	CH ₂ CH ₃	CH ₂ CH ₃	2,6-di-Cl-phenyl
217	1	CH ₃	CH ₃	3,4-di-Cl-phenyl
218	2	CH ₃	CH ₃	3,4-di-Cl-phenyl
219	3	CH ₃	CH ₃	3,4-di-Cl-phenyl
220	1	CH ₂ CH ₃	CH ₂ CH ₃	3,4-di-Cl-phenyl
221	2	CH ₂ CH ₃	CH ₂ CH ₃	3,4-di-Cl-phenyl
222	3	CH ₂ CH ₃	CH ₂ CH ₃	3,4-di-Cl-phenyl
223	1	CH ₃	CH ₃	3,5-di-Cl-phenyl
224	2	CH ₃	CH ₃	3,5-di-Cl-phenyl
225	3	CH ₃	CH ₃	3,5-di-Cl-phenyl
226	1	CH ₂ CH ₃	CH ₂ CH ₃	3,5-di-Cl-phenyl
227	2	CH ₂ CH ₃	CH ₂ CH ₃	3,5-di-Cl-phenyl
228	3	CH ₂ CH ₃	CH ₂ CH ₃	3,5-di-Cl-phenyl
229	1	CH ₃	CH ₃	2-morpholino-4-CH ₃ -phenyl
230	2	CH ₃	CH ₃	2-morpholino-4-CH ₃ -phenyl
231	3	CH ₃	CH ₃	2-morpholino-4-CH ₃ -phenyl
232	1	CH ₂ CH ₃	CH ₂ CH ₃	2-morpholino-4-CH ₃ -phenyl
233	2	CH ₂ CH ₃	CH ₂ CH ₃	2-morpholino-4-CH ₃ -phenyl
234	3	CH ₂ CH ₃	CH ₂ CH ₃	2-morpholino-4-CH ₃ -phenyl
235	1	CH ₃	CH ₃	2-morpholino-4-CN-phenyl
236	2	CH ₃	CH ₃	2-morpholino-4-CN-phenyl
237	3	CH ₃	CH ₃	2-morpholino-4-CN-phenyl
238	1	CH ₂ CH ₃	CH ₂ CH ₃	2-morpholino-4-CN-phenyl
239	2	CH ₂ CH ₃	CH ₂ CH ₃	2-morpholino-4-CN-phenyl
240	3	CH ₂ CH ₃	CH ₂ CH ₃	2-morpholino-4-CN-phenyl
241	1	CH ₃	CH ₃	2-morpholino-4-OH-phenyl
242	2	CH ₃	CH ₃	2-morpholino-4-OH-phenyl
243	3	CH ₃	CH ₃	2-morpholino-4-OH-phenyl
244	1	CH ₂ CH ₃	CH ₂ CH ₃	2-morpholino-4-OH-phenyl
245	2	CH ₂ CH ₃	CH ₂ CH ₃	2-morpholino-4-OH-phenyl
246	3	CH ₂ CH ₃	CH ₂ CH ₃	2-morpholino-4-OH-phenyl

[0543] Exemplary embodiments include compounds having the formula (X) or a pharmaceutically acceptable salt form thereof.



wherein non-limiting examples of R^2 and n are defined herein below in Table 7.

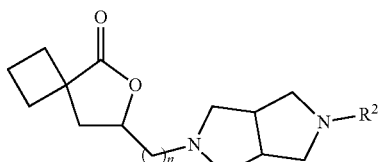
TABLE 7

Entry	n	R^2
1	1	2-CF ₃ -Phenyl
2	2	2-CF ₃ -Phenyl
3	3	2-CF ₃ -Phenyl
4	1	3-CF ₃ -Phenyl
5	2	3-CF ₃ -Phenyl
6	3	3-CF ₃ -Phenyl
7	1	4-CF ₃ -Phenyl
8	2	4-CF ₃ -Phenyl
9	3	4-CF ₃ -Phenyl
10	1	2-NH ₂ -Phenyl
11	2	2-NH ₂ -Phenyl
12	3	2-NH ₂ -Phenyl
13	1	3-NH ₂ -Phenyl
14	2	3-NH ₂ -Phenyl
15	3	3-NH ₂ -Phenyl
16	1	4-NH ₂ -Phenyl
17	2	4-NH ₂ -Phenyl
18	3	4-NH ₂ -Phenyl
19	1	2-tBu-Phenyl
20	2	2-tBu-Phenyl
21	3	2-tBu-Phenyl
22	1	3-tBu-Phenyl
23	2	3-tBu-Phenyl
24	3	3-tBu-Phenyl
25	1	4-tBu-Phenyl
26	2	4-tBu-Phenyl
27	3	4-tBu-Phenyl
28	1	2-NO ₂ -Phenyl
29	2	2-NO ₂ -Phenyl
30	3	2-NO ₂ -Phenyl
31	1	3-NO ₂ -Phenyl
32	2	3-NO ₂ -Phenyl
33	3	3-NO ₂ -Phenyl
34	1	4-NO ₂ -Phenyl
35	2	4-NO ₂ -Phenyl
36	3	4-NO ₂ -Phenyl
37	1	2-SCH ₃ -Phenyl
38	2	2-SCH ₃ -Phenyl
39	3	2-SCH ₃ -Phenyl
40	1	3-SCH ₃ -Phenyl
41	2	3-SCH ₃ -Phenyl
42	3	3-SCH ₃ -Phenyl
43	1	4-SCH ₃ -Phenyl
44	2	4-SCH ₃ -Phenyl
45	3	4-SCH ₃ -Phenyl
46	1	2-SO ₂ CH ₃ -Phenyl
47	2	2-SO ₂ CH ₃ -Phenyl
48	3	2-SO ₂ CH ₃ -Phenyl
49	1	3-SO ₂ CH ₃ -Phenyl
50	2	3-SO ₂ CH ₃ -Phenyl
51	3	3-SO ₂ CH ₃ -Phenyl
52	1	4-SO ₂ CH ₃ -Phenyl
53	2	4-SO ₂ CH ₃ -Phenyl
54	3	4-SO ₂ CH ₃ -Phenyl
55	1	2-SO ₂ NH ₂ -Phenyl
56	2	2-SO ₂ NH ₂ -Phenyl
57	3	2-SO ₂ NH ₂ -Phenyl
58	1	3-SO ₂ NH ₂ -Phenyl
59	2	3-SO ₂ NH ₂ -Phenyl

TABLE 7-continued

Entry	n	R^2
60	3	3-SO ₂ NH ₂ -Phenyl
61	1	4-SO ₂ NH ₂ -Phenyl
62	2	4-SO ₂ NH ₂ -Phenyl
63	3	4-SO ₂ NH ₂ -Phenyl
64	1	2-CONH ₂ -Phenyl
65	2	2-CONH ₂ -Phenyl
66	3	2-CONH ₂ -Phenyl
67	1	3-CONH ₂ -Phenyl
68	2	3-CONH ₂ -Phenyl
69	3	3-CONH ₂ -Phenyl
70	1	4-CONH ₂ -Phenyl
71	2	4-CONH ₂ -Phenyl
72	3	4-CONH ₂ -Phenyl
73	1	2-Br-Phenyl
74	2	2-Br-Phenyl
75	3	2-Br-Phenyl
76	1	3-Br-Phenyl
77	2	3-Br-Phenyl
78	3	3-Br-Phenyl
79	1	2,3-di-CH ₃ -phenyl
80	2	2,3-di-CH ₃ -phenyl
81	3	2,3-di-CH ₃ -phenyl
82	1	2,4-di-CH ₃ -phenyl
83	2	2,4-di-CH ₃ -phenyl
84	3	2,4-di-CH ₃ -phenyl
85	1	2,5-di-CH ₃ -phenyl
86	2	2,5-di-CH ₃ -phenyl
87	3	2,5-di-CH ₃ -phenyl
88	1	2,6-di-CH ₃ -phenyl
89	2	2,6-di-CH ₃ -phenyl
90	3	2,6-di-CH ₃ -phenyl
91	1	3,4-di-CH ₃ -phenyl
92	2	3,4-di-CH ₃ -phenyl
93	3	3,4-di-CH ₃ -phenyl
94	1	3,5-di-CH ₃ -phenyl
95	2	3,5-di-CH ₃ -phenyl
96	3	3,5-di-CH ₃ -phenyl
97	1	2,3-di-Cl-phenyl
98	2	2,3-di-Cl-phenyl
99	3	2,3-di-Cl-phenyl
100	1	2,4-di-Cl-phenyl
101	2	2,4-di-Cl-phenyl
102	3	2,4-di-Cl-phenyl
103	1	2,5-di-Cl-phenyl
104	2	2,5-di-Cl-phenyl
105	3	2,5-di-Cl-phenyl
106	1	2,6-di-Cl-phenyl
107	2	2,6-di-Cl-phenyl
108	3	2,6-di-Cl-phenyl
109	1	3,4-di-Cl-phenyl
110	2	3,4-di-Cl-phenyl
111	3	3,4-di-Cl-phenyl
112	1	3,5-di-Cl-phenyl
113	2	3,5-di-Cl-phenyl
114	3	3,5-di-Cl-phenyl
115	1	2-morpholino-4-CH ₃ -phenyl
116	2	2-morpholino-4-CH ₃ -phenyl
117	3	2-morpholino-4-CH ₃ -phenyl
118	1	2-morpholino-4-CN-phenyl
119	2	2-morpholino-4-CN-phenyl
120	3	2-morpholino-4-CN-phenyl
121	1	2-morpholino-4-OH-phenyl
122	2	2-morpholino-4-OH-phenyl
123	3	2-morpholino-4-OH-phenyl

[0544] Exemplary embodiments include compounds having the formula (XI) or a pharmaceutically acceptable salt form thereof:



(XI)

wherein non-limiting examples of R² and n are defined herein below in Table 8.

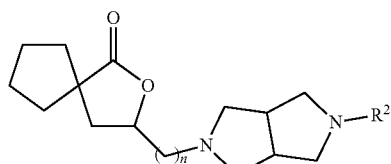
TABLE 8

Entry	n	R ²
1	1	2-CF ₃ -Phenyl
2	2	2-CF ₃ -Phenyl
3	3	2-CF ₃ -Phenyl
4	1	3-CF ₃ -Phenyl
5	2	3-CF ₃ -Phenyl
6	3	3-CF ₃ -Phenyl
7	1	4-CF ₃ -Phenyl
8	2	4-CF ₃ -Phenyl
9	3	4-CF ₃ -Phenyl
10	1	2-NH ₂ -Phenyl
11	2	2-NH ₂ -Phenyl
12	3	2-NH ₂ -Phenyl
13	1	3-NH ₂ -Phenyl
14	2	3-NH ₂ -Phenyl
15	3	3-NH ₂ -Phenyl
16	1	4-NH ₂ -Phenyl
17	2	4-NH ₂ -Phenyl
18	3	4-NH ₂ -Phenyl
19	1	2-tBu-Phenyl
20	2	2-tBu-Phenyl
21	3	2-tBu-Phenyl
22	1	3-tBu-Phenyl
23	2	3-tBu-Phenyl
24	3	3-tBu-Phenyl
25	1	4-tBu-Phenyl
26	2	4-tBu-Phenyl
27	3	4-tBu-Phenyl
28	1	2-NO ₂ -Phenyl
29	2	2-NO ₂ -Phenyl
30	3	2-NO ₂ -Phenyl
31	1	3-NO ₂ -Phenyl
32	2	3-NO ₂ -Phenyl
33	3	3-NO ₂ -Phenyl
34	1	4-NO ₂ -Phenyl
35	2	4-NO ₂ -Phenyl
36	3	4-NO ₂ -Phenyl
37	1	2-SCH ₃ -Phenyl
38	2	2-SCH ₃ -Phenyl
39	3	2-SCH ₃ -Phenyl
40	1	3-SCH ₃ -Phenyl
41	2	3-SCH ₃ -Phenyl
42	3	3-SCH ₃ -Phenyl
43	1	4-SCH ₃ -Phenyl
44	2	4-SCH ₃ -Phenyl
45	3	4-SCH ₃ -Phenyl
46	1	2-SO ₂ CH ₃ -Phenyl
47	2	2-SO ₂ CH ₃ -Phenyl
48	3	2-SO ₂ CH ₃ -Phenyl
49	1	3-SO ₂ CH ₃ -Phenyl
50	2	3-SO ₂ CH ₃ -Phenyl
51	3	3-SO ₂ CH ₃ -Phenyl
52	1	4-SO ₂ CH ₃ -Phenyl
53	2	4-SO ₂ CH ₃ -Phenyl
54	3	4-SO ₂ CH ₃ -Phenyl
55	1	2-SO ₂ NH ₂ -Phenyl
56	2	2-SO ₂ NH ₂ -Phenyl
57	3	2-SO ₂ NH ₂ -Phenyl
58	1	3-SO ₂ NH ₂ -Phenyl
59	2	3-SO ₂ NH ₂ -Phenyl

TABLE 8-continued

Entry	n	R ²
60	3	3-SO ₂ NH ₂ -Phenyl
61	1	4-SO ₂ NH ₂ -Phenyl
62	2	4-SO ₂ NH ₂ -Phenyl
63	3	4-SO ₂ NH ₂ -Phenyl
64	1	2-CONH ₂ -Phenyl
65	2	2-CONH ₂ -Phenyl
66	3	2-CONH ₂ -Phenyl
67	1	3-CONH ₂ -Phenyl
68	2	3-CONH ₂ -Phenyl
69	3	3-CONH ₂ -Phenyl
70	1	4-CONH ₂ -Phenyl
71	2	4-CONH ₂ -Phenyl
72	3	4-CONH ₂ -Phenyl
73	1	2-Br-Phenyl
74	2	2-Br-Phenyl
75	3	2-Br-Phenyl
76	1	3-Br-Phenyl
77	2	3-Br-Phenyl
78	3	3-Br-Phenyl
79	1	2,3-di-CH ₃ -phenyl
80	2	2,3-di-CH ₃ -phenyl
81	3	2,3-di-CH ₃ -phenyl
82	1	2,4-di-CH ₃ -phenyl
83	2	2,4-di-CH ₃ -phenyl
84	3	2,4-di-CH ₃ -phenyl
85	1	2,5-di-CH ₃ -phenyl
86	2	2,5-di-CH ₃ -phenyl
87	3	2,5-di-CH ₃ -phenyl
88	1	2,6-di-CH ₃ -phenyl
89	2	2,6-di-CH ₃ -phenyl
90	3	2,6-di-CH ₃ -phenyl
91	1	3,4-di-CH ₃ -phenyl
92	2	3,4-di-CH ₃ -phenyl
93	3	3,4-di-CH ₃ -phenyl
94	1	3,5-di-CH ₃ -phenyl
95	2	3,5-di-CH ₃ -phenyl
96	3	3,5-di-CH ₃ -phenyl
97	1	2,3-di-Cl-phenyl
98	2	2,3-di-Cl-phenyl
99	3	2,3-di-Cl-phenyl
100	1	2,4-di-Cl-phenyl
101	2	2,4-di-Cl-phenyl
102	3	2,4-di-Cl-phenyl
103	1	2,5-di-Cl-phenyl
104	2	2,5-di-Cl-phenyl
105	3	2,5-di-Cl-phenyl
106	1	2,6-di-Cl-phenyl
107	2	2,6-di-Cl-phenyl
108	3	2,6-di-Cl-phenyl
109	1	3,4-di-Cl-phenyl
110	2	3,4-di-Cl-phenyl
111	3	3,4-di-Cl-phenyl
112	1	3,5-di-Cl-phenyl
113	2	3,5-di-Cl-phenyl
114	3	3,5-di-Cl-phenyl
115	1	2-morpholino-4-CH ₃ -phenyl
116	2	2-morpholino-4-CH ₃ -phenyl
117	3	2-morpholino-4-CH ₃ -phenyl
118	1	2-morpholino-4-CN-phenyl
119	2	2-morpholino-4-CN-phenyl
120	3	2-morpholino-4-CN-phenyl
121	1	2-morpholino-4-OH-phenyl
122	2	2-morpholino-4-OH-phenyl
123	3	2-morpholino-4-OH-phenyl

[0545] Exemplary embodiments include compounds having the formula (XII) or a pharmaceutically acceptable salt form thereof:



(XII)

wherein non-limiting examples of R^2 and n are defined herein below in Table 9.

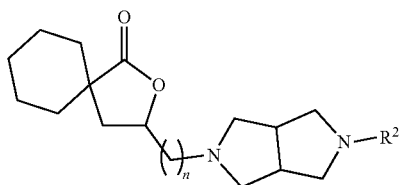
TABLE 9

Entry	n	R^2
1	1	2-CF ₃ -Phenyl
2	2	2-CF ₃ -Phenyl
3	3	2-CF ₃ -Phenyl
4	1	3-CF ₃ -Phenyl
5	2	3-CF ₃ -Phenyl
6	3	3-CF ₃ -Phenyl
7	1	4-CF ₃ -Phenyl
8	2	4-CF ₃ -Phenyl
9	3	4-CF ₃ -Phenyl
10	1	2-NH ₂ -Phenyl
11	2	2-NH ₂ -Phenyl
12	3	2-NH ₂ -Phenyl
13	1	3-NH ₂ -Phenyl
14	2	3-NH ₂ -Phenyl
15	3	3-NH ₂ -Phenyl
16	1	4-NH ₂ -Phenyl
17	2	4-NH ₂ -Phenyl
18	3	4-NH ₂ -Phenyl
19	1	2-tBu-Phenyl
20	2	2-tBu-Phenyl
21	3	2-tBu-Phenyl
22	1	3-tBu-Phenyl
23	2	3-tBu-Phenyl
24	3	3-tBu-Phenyl
25	1	4-tBu-Phenyl
26	2	4-tBu-Phenyl
27	3	4-tBu-Phenyl
28	1	2-NO ₂ -Phenyl
29	2	2-NO ₂ -Phenyl
30	3	2-NO ₂ -Phenyl
31	1	3-NO ₂ -Phenyl
32	2	3-NO ₂ -Phenyl
33	3	3-NO ₂ -Phenyl
34	1	4-NO ₂ -Phenyl
35	2	4-NO ₂ -Phenyl
36	3	4-NO ₂ -Phenyl
37	1	2-SCH ₃ -Phenyl
38	2	2-SCH ₃ -Phenyl
39	3	2-SCH ₃ -Phenyl
40	1	3-SCH ₃ -Phenyl
41	2	3-SCH ₃ -Phenyl
42	3	3-SCH ₃ -Phenyl
43	1	4-SCH ₃ -Phenyl
44	2	4-SCH ₃ -Phenyl
45	3	4-SCH ₃ -Phenyl
46	1	2-SO ₂ CH ₃ -Phenyl
47	2	2-SO ₂ CH ₃ -Phenyl
48	3	2-SO ₂ CH ₃ -Phenyl
49	1	3-SO ₂ CH ₃ -Phenyl
50	2	3-SO ₂ CH ₃ -Phenyl
51	3	3-SO ₂ CH ₃ -Phenyl
52	1	4-SO ₂ CH ₃ -Phenyl
53	2	4-SO ₂ CH ₃ -Phenyl
54	3	4-SO ₂ CH ₃ -Phenyl
55	1	2-SO ₂ NH ₂ -Phenyl
56	2	2-SO ₂ NH ₂ -Phenyl
57	3	2-SO ₂ NH ₂ -Phenyl
58	1	3-SO ₂ NH ₂ -Phenyl
59	2	3-SO ₂ NH ₂ -Phenyl

TABLE 9-continued

Entry	n	R^2
60	3	3-SO ₂ NH ₂ -Phenyl
61	1	4-SO ₂ NH ₂ -Phenyl
62	2	4-SO ₂ NH ₂ -Phenyl
63	3	4-SO ₂ NH ₂ -Phenyl
64	1	2-CONH ₂ -Phenyl
65	2	2-CONH ₂ -Phenyl
66	3	2-CONH ₂ -Phenyl
67	1	3-CONH ₂ -Phenyl
68	2	3-CONH ₂ -Phenyl
69	3	3-CONH ₂ -Phenyl
70	1	4-CONH ₂ -Phenyl
71	2	4-CONH ₂ -Phenyl
72	3	4-CONH ₂ -Phenyl
73	1	2-Br-Phenyl
74	2	2-Br-Phenyl
75	3	2-Br-Phenyl
76	1	3-Br-Phenyl
77	2	3-Br-Phenyl
78	3	3-Br-Phenyl
79	1	2,3-di-CH ₃ -phenyl
80	2	2,3-di-CH ₃ -phenyl
81	3	2,3-di-CH ₃ -phenyl
82	1	2,4-di-CH ₃ -phenyl
83	2	2,4-di-CH ₃ -phenyl
84	3	2,4-di-CH ₃ -phenyl
85	1	2,5-di-CH ₃ -phenyl
86	2	2,5-di-CH ₃ -phenyl
87	3	2,5-di-CH ₃ -phenyl
88	1	2,6-di-CH ₃ -phenyl
89	2	2,6-di-CH ₃ -phenyl
90	3	2,6-di-CH ₃ -phenyl
91	1	3,4-di-CH ₃ -phenyl
92	2	3,4-di-CH ₃ -phenyl
93	3	3,4-di-CH ₃ -phenyl
94	1	3,5-di-CH ₃ -phenyl
95	2	3,5-di-CH ₃ -phenyl
96	3	3,5-di-CH ₃ -phenyl
97	1	2,3-di-Cl-phenyl
98	2	2,3-di-Cl-phenyl
99	3	2,3-di-Cl-phenyl
100	1	2,4-di-Cl-phenyl
101	2	2,4-di-Cl-phenyl
102	3	2,4-di-Cl-phenyl
103	1	2,5-di-Cl-phenyl
104	2	2,5-di-Cl-phenyl
105	3	2,5-di-Cl-phenyl
106	1	2,6-di-Cl-phenyl
107	2	2,6-di-Cl-phenyl
108	3	2,6-di-Cl-phenyl
109	1	3,4-di-Cl-phenyl
110	2	3,4-di-Cl-phenyl
111	3	3,4-di-Cl-phenyl
112	1	3,5-di-Cl-phenyl
113	2	3,5-di-Cl-phenyl
114	3	3,5-di-Cl-phenyl
115	1	2-morpholino-4-CH ₃ -phenyl
116	2	2-morpholino-4-CH ₃ -phenyl
117	3	2-morpholino-4-CH ₃ -phenyl
118	1	2-morpholino-4-CN-phenyl
119	2	2-morpholino-4-CN-phenyl
120	3	2-morpholino-4-CN-phenyl
121	1	2-morpholino-4-OH-phenyl
122	2	2-morpholino-4-OH-phenyl
123	3	2-morpholino-4-OH-phenyl

[0546] Exemplary embodiments include compounds having the formula (XIII) or a pharmaceutically acceptable salt form thereof:



(XIII)

wherein non-limiting examples of and n are defined herein below in Table 10.

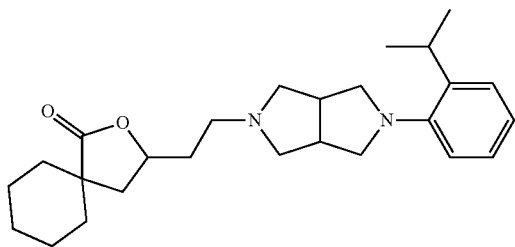
TABLE 10

Entry	n	R ²
1	1	2-CF ₃ -Phenyl
2	2	2-CF ₃ -Phenyl
3	3	2-CF ₃ -Phenyl
4	1	3-CF ₃ -Phenyl
5	2	3-CF ₃ -Phenyl
6	3	3-CF ₃ -Phenyl
7	1	4-CF ₃ -Phenyl
8	2	4-CF ₃ -Phenyl
9	3	4-CF ₃ -Phenyl
10	1	2-NH ₂ -Phenyl
11	2	2-NH ₂ -Phenyl
12	3	2-NH ₂ -Phenyl
13	1	3-NH ₂ -Phenyl
14	2	3-NH ₂ -Phenyl
15	3	3-NH ₂ -Phenyl
16	1	4-NH ₂ -Phenyl
17	2	4-NH ₂ -Phenyl
18	3	4-NH ₂ -Phenyl
19	1	2-tBu-Phenyl
20	2	2-tBu-Phenyl
21	3	2-tBu-Phenyl
22	1	3-tBu-Phenyl
23	2	3-tBu-Phenyl
24	3	3-tBu-Phenyl
25	1	4-tBu-Phenyl
26	2	4-tBu-Phenyl
27	3	4-tBu-Phenyl
28	1	2-NO ₂ -Phenyl
29	2	2-NO ₂ -Phenyl
30	3	2-NO ₂ -Phenyl
31	1	3-NO ₂ -Phenyl
32	2	3-NO ₂ -Phenyl
33	3	3-NO ₂ -Phenyl
34	1	4-NO ₂ -Phenyl
35	2	4-NO ₂ -Phenyl
36	3	4-NO ₂ -Phenyl
37	1	2-SCH ₃ -Phenyl
38	2	2-SCH ₃ -Phenyl
39	3	2-SCH ₃ -Phenyl
40	1	3-SCH ₃ -Phenyl
41	2	3-SCH ₃ -Phenyl
42	3	3-SCH ₃ -Phenyl
43	1	4-SCH ₃ -Phenyl
44	2	4-SCH ₃ -Phenyl
45	3	4-SCH ₃ -Phenyl
46	1	2-SO ₂ CH ₃ -Phenyl
47	2	2-SO ₂ CH ₃ -Phenyl
48	3	2-SO ₂ CH ₃ -Phenyl
49	1	3-SO ₂ CH ₃ -Phenyl
50	2	3-SO ₂ CH ₃ -Phenyl
51	3	3-SO ₂ CH ₃ -Phenyl
52	1	4-SO ₂ CH ₃ -Phenyl
53	2	4-SO ₂ CH ₃ -Phenyl
54	3	4-SO ₂ CH ₃ -Phenyl
55	1	2-SO ₂ NH ₂ -Phenyl
56	2	2-SO ₂ NH ₂ -Phenyl
57	3	2-SO ₂ NH ₂ -Phenyl
58	1	3-SO ₂ NH ₂ -Phenyl

TABLE 10-continued

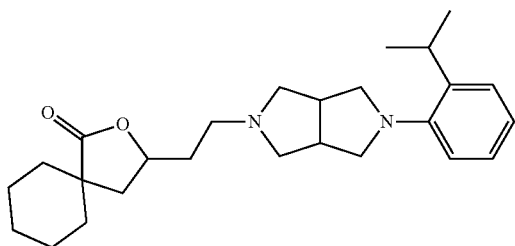
Entry	n	R ²
59	2	3-SO ₂ NH ₂ -Phenyl
60	3	3-SO ₂ NH ₂ -Phenyl
61	1	4-SO ₂ NH ₂ -Phenyl
62	2	4-SO ₂ NH ₂ -Phenyl
63	3	4-SO ₂ NH ₂ -Phenyl
64	1	2-CONH ₂ -Phenyl
65	2	2-CONH ₂ -Phenyl
66	3	2-CONH ₂ -Phenyl
67	1	3-CONH ₂ -Phenyl
68	2	3-CONH ₂ -Phenyl
69	3	3-CONH ₂ -Phenyl
70	1	4-CONH ₂ -Phenyl
71	2	4-CONH ₂ -Phenyl
72	3	4-CONH ₂ -Phenyl
73	1	2-Br-Phenyl
74	2	2-Br-Phenyl
75	3	2-Br-Phenyl
76	1	3-Br-Phenyl
77	2	3-Br-Phenyl
78	3	3-Br-Phenyl
79	1	2,3-di-CH ₃ -phenyl
80	2	2,3-di-CH ₃ -phenyl
81	3	2,3-di-CH ₃ -phenyl
82	1	2,4-di-CH ₃ -phenyl
83	2	2,4-di-CH ₃ -phenyl
84	3	2,4-di-CH ₃ -phenyl
85	1	2,5-di-CH ₃ -phenyl
86	2	2,5-di-CH ₃ -phenyl
87	3	2,5-di-CH ₃ -phenyl
88	1	2,6-di-CH ₃ -phenyl
89	2	2,6-di-CH ₃ -phenyl
90	3	2,6-di-CH ₃ -phenyl
91	1	3,4-di-CH ₃ -phenyl
92	2	3,4-di-CH ₃ -phenyl
93	3	3,4-di-CH ₃ -phenyl
94	1	3,5-di-CH ₃ -phenyl
95	2	3,5-di-CH ₃ -phenyl
96	3	3,5-di-CH ₃ -phenyl
97	1	2,3-di-Cl-phenyl
98	2	2,3-di-Cl-phenyl
99	3	2,3-di-Cl-phenyl
100	1	2,4-di-Cl-phenyl
101	2	2,4-di-Cl-phenyl
102	3	2,4-di-Cl-phenyl
103	1	2,5-di-Cl-phenyl
104	2	2,5-di-Cl-phenyl
105	3	2,5-di-Cl-phenyl
106	1	2,6-di-Cl-phenyl
107	2	2,6-di-Cl-phenyl
108	3	2,6-di-Cl-phenyl
109	1	3,4-di-Cl-phenyl
110	2	3,4-di-Cl-phenyl
111	3	3,4-di-Cl-phenyl
112	1	3,5-di-Cl-phenyl
113	2	3,5-di-Cl-phenyl
114	3	3,5-di-Cl-phenyl
115	1	2-morpholino-4-CH ₃ -phenyl
116	2	2-morpholino-4-CH ₃ -phenyl
117	3	2-morpholino-4-CH ₃ -phenyl
118	1	2-morpholino-4-CN-phenyl
119	2	2-morpholino-4-CN-phenyl
120	3	2-morpholino-4-CN-phenyl
121	1	2-morpholino-4-OH-phenyl
122	2	2-morpholino-4-OH-phenyl
123	3	2-morpholino-4-OH-phenyl

[0547] For the purposes of demonstrating the manner in which the compounds of the present invention are named and referred to herein, the compound having the formula:

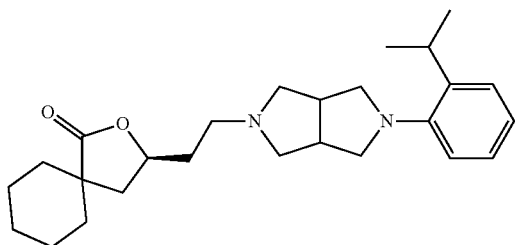


has the chemical name 3-(2-(5-(2-isopropylphenyl)hexahydro-pyrrolo[3,4-c]pyrrol-2(1H)-yl)ethyl)-2-oxaspiro[4.5]decan-1-one.

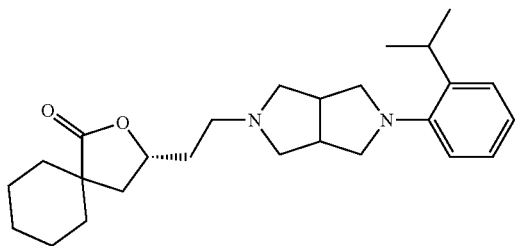
[0548] For the purposes of the present invention, a compound depicted by the racemic formula, for example:



will stand equally well for either of the two enantiomers having the formula:



or the formula:



or mixtures thereof, or in the case where a second chiral center is present, all diastereomers.

[0549] In all of the embodiments provided herein, examples of suitable optional substituents are not intended to limit the scope of the claimed invention. The compounds of the invention may contain any of the substituents, or combinations of substituents, provided herein.

[0550] Process for Preparing the 5-Hydroxytryptamine Receptor 7 Activity Modulators of the Invention

[0551] The present invention further relates to a process for preparing the 5-hydroxytryptamine receptor 7 activity modulators of the present invention.

[0552] Compounds of the present teachings can be prepared in accordance with the procedures outlined herein, from commercially available starting materials, compounds known in the literature, or readily prepared intermediates, by employing standard synthetic methods and procedures known to those skilled in the art. Standard synthetic methods and procedures for the preparation of organic molecules and functional group transformations and manipulations can be readily obtained from the relevant scientific literature or from standard textbooks in the field. It will be appreciated that where typical or preferred process conditions (i.e., reaction temperatures, times, mole ratios of reactants, solvents, pressures, etc.) are given, other process conditions can also be used unless otherwise stated. Optimum reaction conditions can vary with the particular reactants or solvent used, but such conditions can be determined by one skilled in the art by routine optimization procedures. Those skilled in the art of organic synthesis will recognize that the nature and order of the synthetic steps presented can be varied for the purpose of optimizing the formation of the compounds described herein.

[0553] The processes described herein can be monitored according to any suitable method known in the art. For example, product formation can be monitored by spectroscopic means, such as nuclear magnetic resonance spectroscopy (e.g., ^1H or ^{13}C), infrared spectroscopy, spectrophotometry (e.g., UV-visible), mass spectrometry, or by chromatography such as high pressure liquid chromatography (HPLC), gas chromatography (GC), gel-permeation chromatography (GPC), or thin layer chromatography (TLC).

[0554] Preparation of the compounds can involve protection and deprotection of various chemical groups. The need for protection and deprotection and the selection of appropriate protecting groups can be readily determined by one skilled in the art. The chemistry of protecting groups can be found, for example, in Greene et al., *Protective Groups in Organic Synthesis*, 2d. Ed. (Wiley & Sons, 1991), the entire disclosure of which is incorporated by reference herein for all purposes.

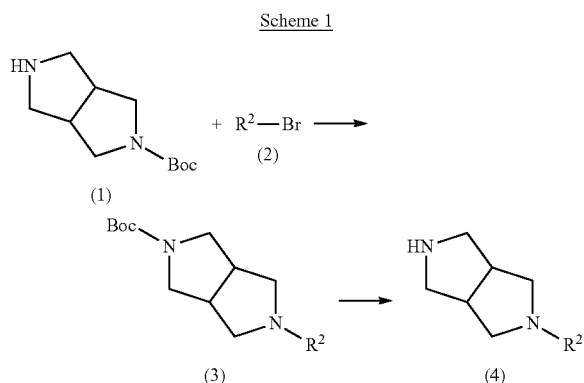
[0555] The reactions or the processes described herein can be carried out in suitable solvents which can be readily selected by one skilled in the art of organic synthesis. Suitable solvents typically are substantially nonreactive with the reactants, intermediates, and/or products at the temperatures at which the reactions are carried out, i.e., temperatures that can range from the solvent's freezing temperature to the solvent's boiling temperature. A given reaction can be carried out in one solvent or a mixture of more than one solvent. Depending on the particular reaction step, suitable solvents for a particular reaction step can be selected.

[0556] The compounds of these teachings can be prepared by methods known in the art of organic chemistry. The reagents used in the preparation of the compounds of these teachings can be either commercially obtained or can be prepared by standard procedures described in the literature. For example, compounds of the present invention can be prepared according to the method illustrated in the General Synthetic Schemes:

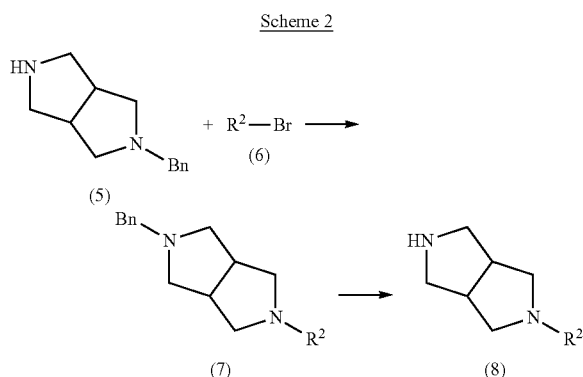
[0557] General Synthetic Schemes for Preparation of Compounds

[0558] The reagents used in the preparation of the compounds of this invention can be either commercially obtained or can be prepared by standard procedures described in the literature. In accordance with this invention, compounds in the genus may be produced by one of the following reaction schemes.

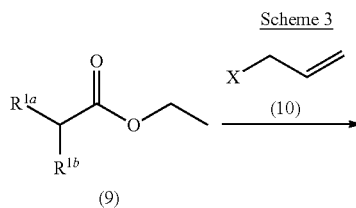
[0559] Compounds of the disclosure may be prepared according to any of the process outlined in Schemes 1-5.

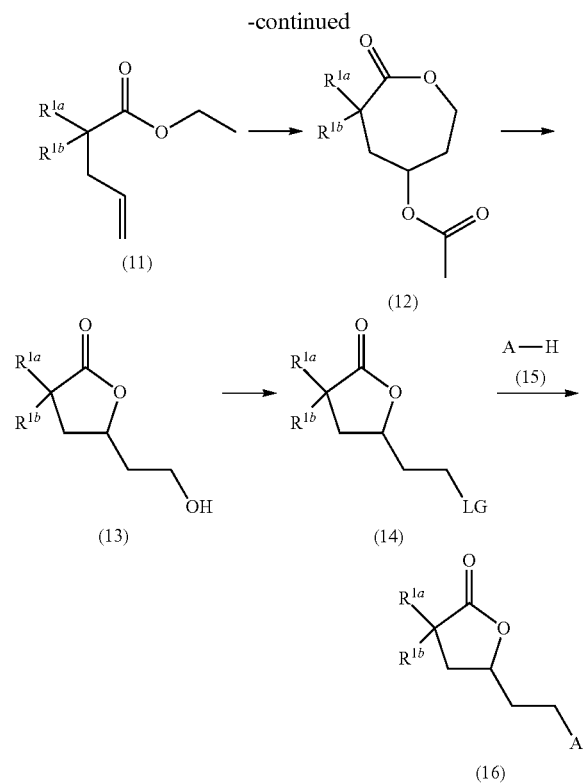


[0560] Accordingly, a suitably substituted compound (1) a known compound or compound prepared by known methods, is reacted with a compound of the formula (2), a known compound or a compound prepared by known methods, in the presence of a palladium catalyst such as palladium acetate, palladium bis(triphenylphosphine) dichloride, palladium tetrakis(triphenylphosphine), bis(acetonitrile) dichloropalladium [1,1'-Bis(diphenylphosphino) ferrocene]dichloropalladium, Tris(dibenzylideneacetone)dipalladium(0), and the like, in the presence of a base such as potassium t-butoxide, sodium t-butoxide, lithium t-butoxide, potassium carbonate, sodium carbonate, lithium carbonate, cesium carbonate, sodium hydroxide, lithium hydroxide, potassium hydroxide, and the like, optionally in the presence of an organic base such as triethylamine, diisopropylethyl amine, pyridine, and the like, optionally in the presence of a bis(diphenylphosphino) derived compound such as 2,2'-bis(diphenylphosphino)-1,1'-binaphthalene, 2,2'-bis(di-p-tolylphosphino)-1,1'-binaphthyl, 1,1'-binaphthalene-2,2'-diyl]bis[bis(3,5-dimethylphenyl)phosphine], 5,5'-bis[di(3,5-xylyl)phosphino]-4,4'-bi-1,3-benzodioxole, 5,5'-bis[di(3,5-di-tert-butyl-4-methoxyphenyl) phosphino]-4,4'-bi-1,3-benzodioxole, and the like, in a solvent such as toluene, benzene, xylene, 1,4-dioxane, tetrahydrofuran, methylene chloride, 1,2-dichloroethane, N,N-dimethylformamide, N,N-dimethylacetamide, and the like, optionally with heating, optionally with microwave irradiation to provide a compound of the formula (3). A compound of the formula (3) is reacted with an acid such as trifluoroacetic acid, hydrochloric acid, sulfuric acid, and the like, optionally in the presence of an organic solvent such as methylene chloride, dichloroethane, 1,4-dioxane, tetrahydrofuran, methanol, ethanol, and the like, to provide a compound of the formula (4).



[0561] A suitably substituted compound (5), a known compound or compound prepared by known methods, is reacted with a compound of the formula (6), a known compound or a compound prepared by known methods, in the presence of a palladium catalyst such as palladium acetate, palladium bis(triphenylphosphine) dichloride, palladium tetrakis(triphenylphosphine), bis(acetonitrile) dichloropalladium [1,1'-Bis(diphenylphosphino) ferrocene]dichloropalladium, Tris(dibenzylideneacetone)dipalladium(0), and the like, in the presence of a base such as potassium t-butoxide, sodium t-butoxide, lithium t-butoxide, potassium carbonate, sodium carbonate, lithium carbonate, cesium carbonate, sodium hydroxide, lithium hydroxide, potassium hydroxide, and the like, optionally in the presence of an organic base such as triethylamine, diisopropylethyl amine, pyridine, and the like, optionally in the presence of a bis(diphenylphosphino) derived compound such as 2,2'-bis(diphenylphosphino)-1,1'-binaphthalene, 2,2'-bis(di-p-tolylphosphino)-1,1'-binaphthyl, 1,1'-binaphthalene-2,2'-diyl]bis[bis(3,5-dimethylphenyl)phosphine], 5,5'-bis[di(3,5-xylyl)phosphino]-4,4'-bi-1,3-benzodioxole, 5,5'-bis[di(3,5-di-tert-butyl-4-methoxyphenyl)phosphino]-4,4'-bi-1,3-benzodioxole, and the like, in a solvent such as toluene, benzene, xylene, 1,4-dioxane, tetrahydrofuran, methylene chloride, 1,2-dichloroethane, N,N-dimethylformamide, N,N-dimethylacetamide, and the like, optionally with heating, optionally with microwave irradiation to provide a compound of the formula (7). A compound of the formula (7) is reacted with hydrogen in the presence of a palladium catalyst such as palladium on carbon, palladium on celite, palladium on barium sulfate, palladium acetate, palladium bis(triphenylphosphine) dichloride, palladium tetrakis(triphenylphosphine), and the like, in a solvent such as methanol, ethanol, isopropanol, ethyl acetate, tetrahydrofuran, 1,4-dioxane, and the like to provide a compound of the formula (8).

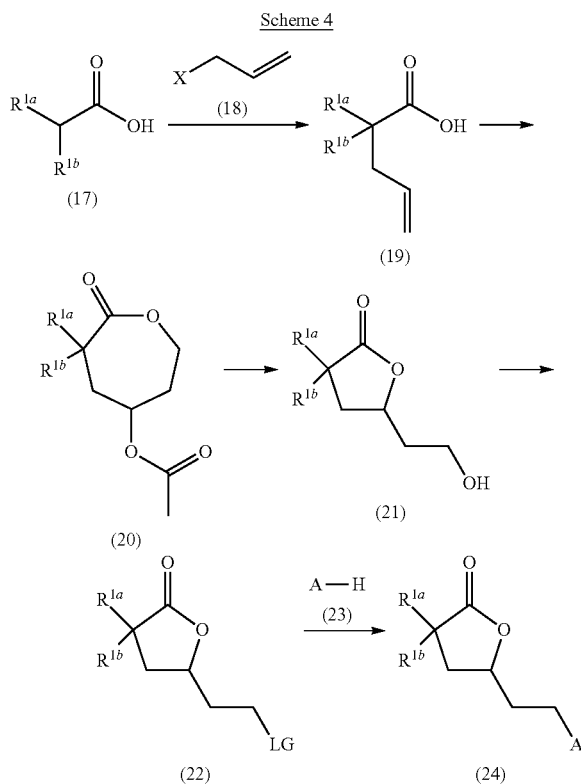




[0562] A suitably substituted compound of formula (9), a known compound or compound prepared by known methods, is reacted with a compound of the formula (10), wherein X is a leaving group such as chlorine, bromine, iodine, mesylate, tosylate, and the like, in the presence of a base such as lithium diisopropylamide, sodium diisopropylamide, potassium diisopropylamide, lithium bis(trimethylsilyl)amide, sodium bis(trimethylsilyl)amide, sodium hydride, and the like in an organic solvent such as tetrahydrofuran, 1,4-dioxane, 1,2-dimethoxyethane, dimethylformamide, dimethylacetamide, and the like, to provide a compound of the formula (11). A compound of the formula (11) is then treated with paraformaldehyde in the presence of an acid such as sulfuric acid, hydrochloric acid, and the like, in the presence of acetic acid, and optionally in an organic solvent such as methanol, ethanol, tetrahydrofuran, 1,4-dioxane, 1,2-dimethoxyethane, dimethylformamide, dimethylacetamide, and the like, optionally with heating, optionally with microwave irradiation to provide a compound of the formula (12). A compound of the formula (12) is then treated with a base such as sodium hydroxide, potassium hydroxide, lithium hydroxide, and the like, in a solvent such as water, methanol, ethanol, isopropanol, and the like, optionally with heating, and then treated with an acid such as sulfuric acid, hydrochloric acid, and the like, in a solvent such as water, methanol, ethanol, isopropanol, and the like, to provide a compound of the formula (13). A compound of the formula (13) is then converted to a compound of the formula (14), wherein LG is a leaving group such as mesylate, tosylate, nosylate, bromide, and the like, using methods that are known to one skilled in the art. Thus, a compound of the formula (13) is treated with a sulfonyl chloride such as methanesulfonyl

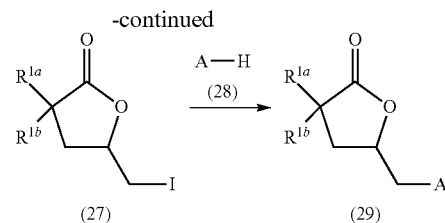
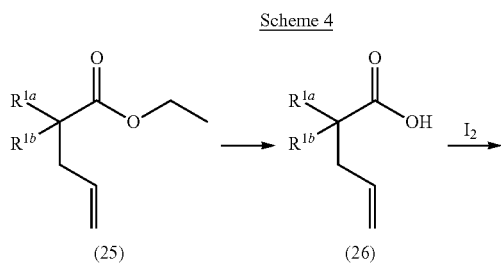
chloride, toluenesulfonyl chloride p-nitrophenyl sulfonyl chloride, and the like, in the presence of a base such as triethylamine, diisopropyl amine, pyridine, 2,6-lutidine, and the like, in an organic solvent such as methylene chloride, dichloroethane, tetrahydrofuran, 1,4-dioxane, N, N-dimethylformamide, tetrahydrofuran, 1,4-dioxane and the like to provide a compound of the formula (14). Alternatively, a compound of the formula (13) is reacted with carbon tetrabromide in the presence of triphenylphosphine in a solvent such as methylene chloride, dichloroethane, tetrahydrofuran, 1,4-dioxane, N, N-dimethylformamide, tetrahydrofuran, 1,4-dioxane and the like, optionally with heating, optionally with microwave irradiation, to provide a compound of the formula (14).

[0563] A compound of the formula (14) is reacted with a compound of the formula (15), a known compound or compound prepared by known methods, in an organic solvent such as tetrahydrofuran, 1,4-dioxane, 1,2-dimethoxyethane, dimethylformamide, dimethylacetamide, and the like, optionally in the presence of a base such as triethylamine, diisopropylethylamine, pyridine, 2,6 lutidine, and the like, optionally with heating, optionally with microwave irradiation to provide a compound of the formula (16).

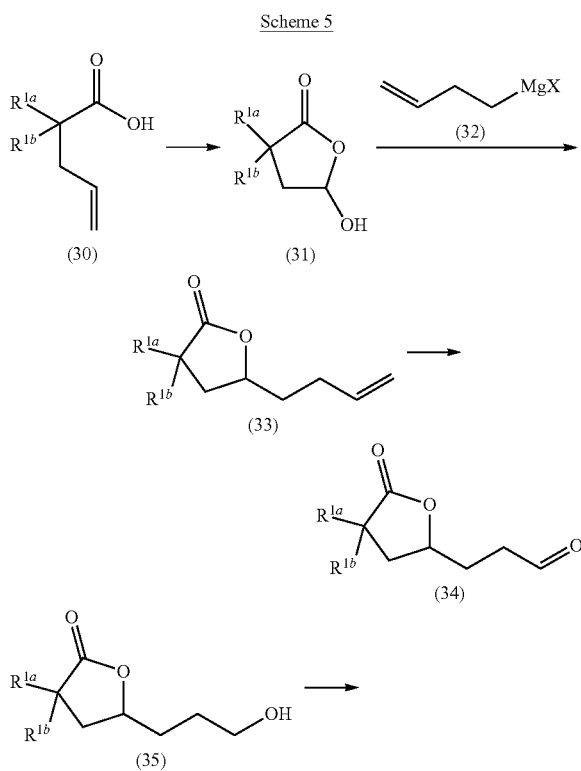


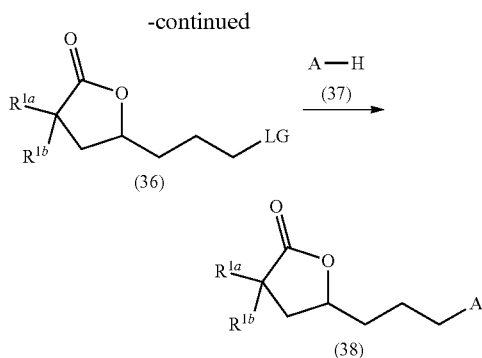
[0564] A suitably substituted compound of formula (17), a known compound or compound prepared by known methods, is reacted with a compound of the formula (18), wherein X is a leaving group such as chlorine, bromine, iodine, mesylate, tosylate, and the like, in the presence of a base such as lithium diisopropylamide, sodium diisopropylamide, potassium diisopropylamide, lithium bis(trimethylsilyl)amide, sodium bis(trimethylsilyl)amide, potassium bis(trimethyl-

ylsilyl)amide, sodium hydride, n-butyl lithium, sec-butyl lithium, tert-butyl lithium, and the like in an organic solvent such as tetrahydrofuran, 1,4-dioxane, 1,2-dimethoxyethane, dimethylformamide, dimethylacetamide, and the like, to provide a compound of the formula (19). A compound of the formula (19) is then treated with paraformaldehyde in the presence of an acid such as sulfuric acid, hydrochloric acid, and the like, in the presence of acetic acid, and optionally in an organic solvent such as methanol, ethanol, tetrahydrofuran, 1,4-dioxane, 1,2-dimethoxyethane, dimethylformamide, dimethylacetamide, and the like, optionally with heating, optionally with microwave irradiation to provide a compound of the formula (20). A compound of the formula (20) is then treated with a base such as sodium hydroxide, potassium hydroxide, lithium hydroxide, and the like, in an solvent such as water, methanol, ethanol, isopropanol, and the like, optionally with heating, and then treated with an acid such as sulfuric acid, hydrochloric acid, and the like, in a solvent such as water, methanol, ethanol, isopropanol, and the like, optionally with heating, to provide a compound of the formula (21). A compound of the formula (21) is then converted to a compound of the formula (22), wherein LG is a leaving group such as mesylate, tosylate, nosylate, bromide, and the like, using methods that are known to one skilled in the art. Thus, a compound of the formula (21) is treated with a sulfonyl chloride such as methanesulfonyl chloride, toluenesulfonyl chloride p-nitrophenyl sulfonyl chloride, and the like, in the presence of a base such as triethylamine, diisopropyl amine, pyridine, 2,6-lutidine, and the like, in an organic solvent such as methylene chloride, dichloroethane, tetrahydrofuran, 1,4-dioxane, N, N-dimethylformamide, tetrahydrofuran, 1,4-dioxane and the like to provide a compound of the formula (22). Alternatively, a compound of the formula (21) is reacted with carbon tetrabromide in the presence of triphenylphosphine in a solvent such as methylene chloride, dichloroethane, tetrahydrofuran, 1,4-dioxane, N, N-dimethylformamide, tetrahydrofuran, 1,4-dioxane and the like, optionally with heating, optionally with microwave irradiation, to provide a compound of the formula (22). A compound of the formula (22) is reacted with a compound of the formula (23), a known compound or compound prepared by known methods, in an organic solvent such as tetrahydrofuran, 1,4-dioxane, 1,2-dimethoxyethane, dimethylformamide, dimethylacetamide, and the like, optionally in the presence of a base such as triethylamine, diisopropylethylamine, pyridine, 2,6 lutidine, and the like, optionally with heating, optionally with microwave irradiation to provide a compound of the formula (24).



[0565] A compound of the formula (25) is reacted with a base such as sodium hydroxide, potassium hydroxide, lithium hydroxide, sodium carbonate, potassium carbonate, lithium carbonate and the like, in the presence of a solvent such as methanol, ethanol, isopropanol, water, and the like, optionally with heating, optionally with microwave irradiation to provide a compound of the formula (26). A compound of the formula (26) is then reacted with iodine in the presence of a base such as sodium bicarbonate, potassium bicarbonate, lithium bicarbonate, sodium carbonate, potassium carbonate, lithium bicarbonate, sodium hydroxide, potassium hydroxide, lithium hydroxide, and the like, in the presence of a solvent such as tetrahydrofuran, ethyl ether, 1,4-dioxane, and the like to provide a compound of the formula (27). A compound of the formula (27) is reacted with a compound of the formula (28), a known compound or compound prepared by known methods, in an organic solvent such as tetrahydrofuran, 1,4-dioxane, 1,2-dimethoxyethane, dimethylformamide, dimethylacetamide, and the like, optionally in the presence of a base such as triethylamine, diisopropylethylamine, pyridine, 2,6 lutidine, and the like, optionally with heating, optionally with microwave irradiation to provide a compound of the formula (29).





[0566] A compound of the formula (30) is reacted with ruthenium chloride in the presence of sodium periodate in a solvent such as acetonitrile, methanol, ethanol, isopropanol, and the like, to provide a compound of the formula (31). A compound of the formula (31) is reacted with a compound of the formula (32), a known compound or compound prepared by known methods, wherein x is a halogen, in the presence of a solvent such as ethyl ether, tetrahydrofuran, 1,4-dioxane and the like to provide a compound of the formula (33). A compound of the formula (33) is reacted with ruthenium chloride in the presence of sodium periodate in a solvent such as acetonitrile, methanol, ethanol, isopropanol, and the like, to provide a compound of the formula (34). A compound of the formula (34) is reacted with a reducing agent such as lithium borohydride, sodium borohydride, sodium cyanoborohydride and the like, in a solvent such as methanol, ethanol, isopropanol, acetonitrile, and the like to provide a compound of the formula (35). A compound of the formula (35) is then converted to a compound of the formula (36), wherein LG is a leaving group such as mesylate, tosylate, nosylate, bromide, and the like, using methods that are known to one skilled in the art. Thus, a compound of the formula (35) is treated with a sulfonyl chloride such as methanesulfonyl chloride, toluenesulfonyl chloride p-nitrophenyl sulfonyl chloride, and the like, in the presence of a base such as triethylamine, diisopropyl amine, pyridine, 2,6-lutidine, and the like, in an organic solvent such as methylene chloride, dichloroethane, tetrahydrofuran, 1,4-dioxane, N, N-dimethylformamide, tetrahydrofuran, 1,4-dioxane and the like to provide a compound of the formula (36). Alternatively, a compound of the formula (35) is reacted with carbon tetrabromide in the presence of triphenylphosphine in a solvent such as methylene chloride, dichloroethane, tetrahydrofuran, 1,4-dioxane, N, N-dimethylformamide, tetrahydrofuran, 1,4-dioxane and the like, optionally with heating, optionally with microwave irradiation, to provide a compound of the formula (36). A compound of the formula (36) is reacted with a compound of the formula (37), a known compound or compound prepared by known methods, in an organic solvent such as tetrahydrofuran, 1,4-dioxane, 1,2-dimethoxyethane, dimethylformamide, dimethylacetamide, and the like, optionally in the presence of a base such as triethylamine, diisopropylethylamine, pyridine, 2,6 lutidine, and the like, optionally with heating, optionally with microwave irradiation to provide a compound of the formula (38).

[0567] The Examples provided below provide representative methods for preparing exemplary compounds of the present invention. One of ordinary skill in the art will know

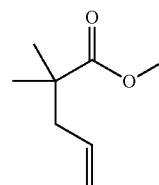
how to substitute the appropriate reagents, starting materials and purification methods known to those skilled in the art, in order to prepare the compounds of the present invention.

EXAMPLES

[0568] The practice of the invention is illustrated by the following non-limiting examples. The Examples provided below provide representative methods for preparing exemplary compounds of the present invention. One of ordinary skill in the art will know how to substitute the appropriate reagents, starting materials and purification methods known to those skilled in the art, in order to prepare the compounds of the present invention.

[0569] In the examples that follow, $^1\text{H-NMR}$ spectra were obtained on a Varian Mercury 300-MHz NMR. Purity (%) and mass spectral data were determined with a Waters Alliance 2695 HPLC/MS (Waters Symmetry C18, 4.6×75 mm, 3.5 μm) with a 2996 diode array detector from 210-400 nm.

[0570] In the examples that follow, $^1\text{H-NMR}$ spectra were obtained on a Varian Mercury 300-MHz NMR. Purity (%) and mass spectral data were determined with a Waters Alliance 2695 HPLC/MS (Waters Symmetry C18, 4.6×75 mm, 3.5 m) with a 2996 diode array detector from 210-400 nm.

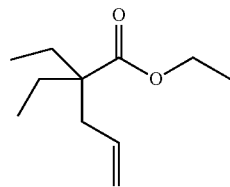


Example 1: Preparation of methyl 2,2-dimethylpent-4-enoate

[0571] This reaction was performed in oven-dried glassware under a nitrogen atmosphere. To a well-stirred solution of freshly prepared lithium diisopropylamide (1M, 1.10 equiv) in dry 35 ml tetrahydrofuran, isobutyric acid methyl ester (3.32 g, 32.6 mmol, 1.0 equiv) was added dropwise during 0.5 hours at -78°C . The mixture was allowed to stir at this temperature for 30 min followed by the addition of allyl bromide (5.35 g, 44.0 mmol) and Hexamethylphosphoramide (HMPA) (2.91 g, 16.3 mmol) dropwise over 0.5 h. The reaction mixture was stirred overnight at room temperature, quenched with 10% HCl (while cooling in ice bath) until acidic (pH=2). The organic layer was separated and the aqueous layer was extracted with hexanes (3×100 mL). The extract was washed with 10% NaHCO_3 (200 mL) and brine (200 mL). The solution was then dried over MgSO_4 , concentrated in vacuo and distilled to give pure product. $^1\text{H NMR}$ (400 MHz, CDCl_3) δ 5.73 (dd, $J=9.4, 17.7$, 1H), 5.04 (dd, $J=1.9, 13.5$, 2H), 4.12 (q, $J=7.1$, 2H), 2.28 (d, $J=7.4$, 2H), 1.25 (t, $J=7.1$, 3H), 1.17 (s, 6H); $^{13}\text{C NMR}$ (101 MHz, CDCl_3) δ 177.42, 134.42, 117.88, 77.68, 77.36, 77.04, 60.35, 44.91, 42.25, 24.92, 14.35

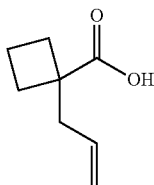
[0572] The following compounds can be prepared by the procedure of methyl 2,2-dimethylpent-4-enoate. One of ordinary skill in the art will know how to substitute the appropriate reagents, starting materials and purification

methods known to those skilled in the art, in order to prepare the compounds provided herein.



Example 2: Preparation of Ethyl 2,2-diethylpent-4-enoate

[0573] The title compound was prepared according to the procedure for methyl 2,2-dimethylpent-4-enoate, except 2-ethyl-butyrac acid ethyl ester was substituted for isobutyric acid methyl ester $^1\text{H NMR}$ (300 MHz, CDCl_3) δ 5.68 (dd, $J=9.9, 17.2, 1\text{H}$), 5.16-4.97 (m, 2H), 4.14 (q, $J=7.1, 2\text{H}$), 2.33 (d, $J=7.4, 2\text{H}$), 1.59 (dt, $J=6.5, 7.5, 5\text{H}$), 1.26 (t, $J=7.1, 3\text{H}$), 0.80 (t, $J=7.5, 6\text{H}$)

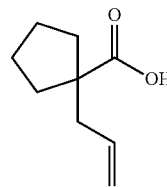


Example 3: Preparation of 1-allylcyclobutanecarboxylic acid

[0574] This reaction was performed in oven-dried glassware under a nitrogen atmosphere. To a well-stirred solution of freshly prepared lithium diisopropylamide (1M, 10.76 mmol, 2.30 equiv) in dry 107 ml tetrahydrofuran, cyclobutanecarboxylic acid (4.68 g, 46.8 mmol, 1.0 equiv) was added dropwise during 0.5 hours at 0°C . The mixture was heated to 50°C for 6 hours, then cooled to 0°C , followed by the addition of NaI (0.697 g, 4.68 mmol, 0.1 equiv) in one portion and a mixture of allyl bromide (7.58 g, 63.2 mmol, 1.35 equiv) and HMPA (4.18 g, 23.4 mmol, 0.5 equiv) dropwise over 0.5 hr. The reaction mixture was stirred overnight at room temperature, quenched with 10% HCl (while cooling in ice bath) until acidic ($\text{pH}=2$). The organic layer was separated and the aqueous layer was extracted with ether ($3 \times 250\text{ mL}$). The organic phases were combined and washed with brine. The solution was then dried over MgSO_4 and concentrated in vacuo to afford a crude oil which was purified through flash chromatography (silica; ethyl acetate/hexanes, 1% 10%). $^1\text{H NMR}$ (400 MHz, CDCl_3) δ 5.77 (ddt, $J=7.1, 10.2, 17.2, 1\text{H}$), 5.17-4.99 (m, 2H), 2.59-2.38 (m, 4H), 2.07-1.84 (m, 4H). $^{13}\text{C NMR}$ (101 MHz, CDCl_3) δ 184.04, 133.90, 118.19, 47.20, 41.74, 29.57, 15.65; Rf, 0.43 (Hexane: Ethyl Acetate 10:1); HRMS (CI): $[\text{M}+\text{H}]$, calcd for $\text{C}_8\text{H}_{13}\text{O}_2$, 141.0916; found 141.0911.

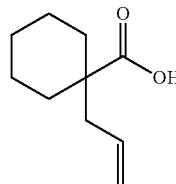
[0575] The following compounds can be prepared by the procedure of 1-allylcyclobutanecarboxylic acid. One of ordinary skill in the art will know how to substitute the appropriate reagents, starting materials and purification

methods known to those skilled in the art, in order to prepare the compounds provided herein.



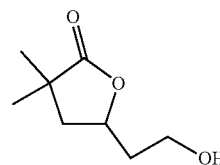
Example 4: Preparation of 1-allylcyclopentanecarboxylic acid

[0576] The title compound was prepared according to the procedure for 1-allylcyclobutanecarboxylic acid, except cyclopentane carboxylic acid was substituted for cyclobutanecarboxylic acid: $^1\text{H NMR}$ (400 MHz, CDCl_3) δ 5.77 (ddt, $J=7.2, 10.2, 17.4, 1\text{H}$), 5.17-4.94 (m, 2H), 2.38 (d, $J=7.2, 2\text{H}$), 2.20-2.02 (m, 2H), 1.79-1.47 (m, 6H). $^{13}\text{C NMR}$ (101 MHz, CDCl_3) δ 184.94, 134.96, 118.02, 53.75, 42.96, 35.89, 25.47. Rf, 0.50 (Hexane: Ethyl Acetate 10:1); HRMS (CI): $[\text{M}+\text{H}]$, calcd for $\text{C}_9\text{H}_{15}\text{O}_2$, 155.1072; found 155.1068.



Example 5: Preparation of 1-allylcyclohexanecarboxylic acid

[0577] The title compound was prepared according to the procedure for 1-allylcyclobutanecarboxylic acid, except cyclohexane carboxylic acid was substituted for cyclobutanecarboxylic acid: $^1\text{H NMR}$ (400 MHz, CDCl_3) δ 12.13 (broad, 1H), 5.83-5.63 (m, 1H), 5.12-5.00 (m, 2H), 2.27 (m, 2H), 2.04 (m, 2H), 1.66-1.50 (m, 3H), 1.49-1.33 (m, 2H), 1.33-1.17 (m, 3H).



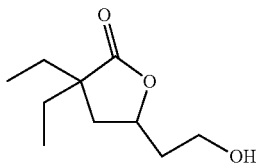
Example 6: Preparation of 5-(2-Hydroxy-ethyl)-3,3-dimethyl-dihydro-furan-2-one

[0578] A mixture of glacial acetic acid (28.6 g, 477 mmol, 53.6 equiv), paraformaldehyde (0.80 g, 26.7 mmol, 3.0 equiv) and H_2SO_4 (0.5 g, 4.45 mmol, 0.57 equiv) was stirred for 30 min at 70°C . before methyl 2,2-dimethylpent-4-enoate (1.26 g, 8.9 mmol, 1.0 equiv) was added dropwise during 10 min. The reaction mixture was then maintained at

7080° C. and allowed to stir overnight. Acetic acid was removed under reduced pressure and the reaction was quenched with 10% NaHCO₃ solution. The mixture was then extracted with ethyl acetate (3×50 mL) and the combined organic phase was concentrated in vacuo to give a crude oil. The crude oil was used for next step without further purification.

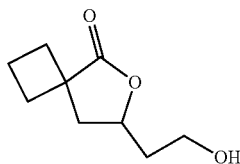
[0579] A mixture of the crude oil (200 mg, 1.0 mmol, 1 equiv) and 30% NaOH (800 mg NaOH, 20 mmol, 20 equiv) aqueous solution was refluxed for 2 hours. The mixture was cooled in an ice bath and excess 30% H₂SO₄ was added until acidic (pH<2). The resulting mixture was extracted with ethyl acetate (3×25 mL), the combined organic phase was washed with 10% NaHCO₃, (50 mL), brine (50 mL), dried over MgSO₄ and concentrated in vacuo to give a crude product which was further purified by column chromatography (Ethyl acetate/Hexanes, 10% 60%) ¹H NMR (400 MHz, CDCl₃) δ 4.70-4.60 (m, 1H), 3.90-3.78 (m, 2H), 2.22 (dd, J=5.9, 12.7, 1H), 1.98-1.87 (m, 2H), 1.80 (dd, J=5.9, 12.7, 1H), 1.28 (d, J=4.8, 6H). ¹³C NMR (101 MHz, CDCl₃) δ 182.26, 75.01, 59.58, 43.93, 40.62, 38.69, 25.31, 24.61; Rf, 0.34 (Hexane: Ethyl Acetate 1:1); Anal. Calcd for C₈H₁₄O₃: C, 60.74; H, 8.92; Found: C, 60.47; H, 8.86.

[0580] The following compounds can be prepared by the procedure of 5-(2-Hydroxy-ethyl)-3,3-dimethyl-dihydrofuran-2-one. One of ordinary skill in the art will know how to substitute the appropriate reagents, starting materials and purification methods known to those skilled in the art, in order to prepare the compounds provided herein.



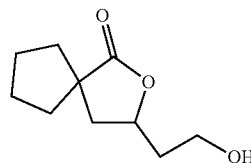
Example 7: Preparation of 3,3-diethyl-5-(2-hydroxyethyl)dihydrofuran-2(3H)-one

[0581] The title compound was prepared according to the procedure for 5-(2-Hydroxy-ethyl)-3,3-dimethyl-dihydrofuran-2-one, except ethyl 2,2-diethylpent-4-enoate was substituted for methyl 2,2-dimethylpent-4-enoate: ¹H NMR (400 MHz, CDCl₃) δ 4.62 (dtd, J=5.3, 7.3, 9.5, 1H), 3.78 (t, J=6.1, 2H), 3.20 (s, 1H), 2.19 (dd, J=6.8, 13.1, 1H), 1.97-1.81 (m, 3H), 1.70-1.56 (m, 4H), 0.93 (dt, J=7.5, 20.7, 6H); ¹³C NMR (101 MHz, CDCl₃) δ 181.46, 75.10, 58.91, 48.77, 39.13, 37.76, 29.21, 28.30, 8.83, 8.73; Rf, 0.36 (Hexane: Ethyl Acetate 5:2); Anal. Calcd for C₁₀H₁₃O₃: C, 64.49; H, 9.74; Found: C, 64.20; H, 9.57.



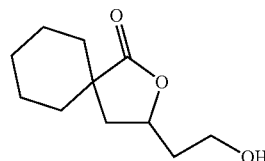
Example 8: Preparation of 7-(2-hydroxyethyl)-6-oxaspiro[3.4]octan-5-one

[0582] The title compound was prepared according to the procedure for 5-(2-Hydroxy-ethyl)-3,3-dimethyl-dihydrofuran-2-one, except 1-allylcyclobutanecarboxylic acid was substituted for methyl 2,2-dimethylpent-4-enoate: ¹H NMR (400 MHz, CDCl₃) δ 4.60-4.50 (m, 1H), 3.82 (t, J=5.9, 2H), 2.61-2.40 (m, 3H), 2.19-1.96 (m, 5H), 1.92-1.85 (m, 2H); ¹³C NMR (101 MHz, CDCl₃) δ 181.25, 75.46, 59.66, 44.62, 42.42, 38.47, 31.95, 29.64, 16.79; Rf, 0.40 (Hexane: Ethyl Acetate 1:2); calcd for C₉H₁₅O₃, 171.1021; found 171.1016.



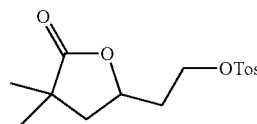
Example 9: Preparation of 3-(2-hydroxyethyl)-2-oxaspiro[4.4]nonan-1-one

[0583] The title compound was prepared according to the procedure for 5-(2-Hydroxy-ethyl)-3,3-dimethyl-dihydrofuran-2-one, except 1-allylcyclopentanecarboxylic acid was substituted for methyl 2,2-dimethylpent-4-enoate: ¹H NMR (400 MHz, CDCl₃) δ 4.65-4.56 (m, 1H), 3.84-3.76 (m, 2H), 2.74 (s, 1H), 2.28 (dd, J=5.8, 12.6, 1H), 2.20-2.10 (m, 1H), 2.00-1.56 (m, 10H); ¹³C NMR (101 MHz, CDCl₃) δ 183.02, 75.77, 59.20, 50.35, 43.41, 38.41, 37.49, 36.93, 25.67, 25.58; Rf, 0.46 (Hexane: Ethyl Acetate 1:2); HRMS (CI): [M+H], calcd for C₁₀H₁₇O₃, 185.1178; found 185.1171.



Example 10: Preparation of 3-(2-hydroxyethyl)-2-oxaspiro[4.5]decan-1-one

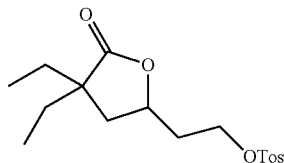
[0584] The title compound was prepared according to the procedure for 5-(2-Hydroxy-ethyl)-3,3-dimethyl-dihydrofuran-2-one, except 1-allylcyclohexanecarboxylic acid was substituted for methyl 2,2-dimethylpent-4-enoate: ¹H NMR (400 MHz, CDCl₃) δ 4.62 (m, 1H), 3.82 (t, J=5.9, 2H), 2.43 (dd, J=6.2, 12.9, 1H), 2.22 (s, 1H), 2.00-1.17 (m, 13H). ¹³C NMR (101 MHz, CDCl₃) δ 181.96, 75.37, 59.55, 45.13, 39.88, 38.91, 34.54, 31.71, 25.57, 22.42, 22.36; Rf, 0.46 (Hexane: Ethyl Acetate 1:2); Anal. Calcd for C₁₁H₁₈O₃: C, 66.64; H, 9.15; Found: C, 66.48; H, 9.17.



Example 11: Preparation of
2-(4,4-dimethyl-5-oxotetrahydrofuran-2-yl)ethyl
4-methylbenzenesulfonate

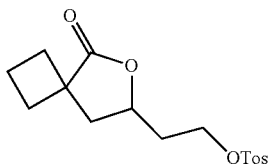
[0585] To a stirred solution of 5-(2-Hydroxy-ethyl)-3,3-dimethyl-dihydro-furan-2-one (0.316 g, 2 mmol, 1.0 equiv) and Et₃N (0.152 g, 1.5 mmol, 1.5 equiv) in dry dichloromethane, a solution of p-TosCl (0.475 g, 2.5 mmol, 1.25 equiv) in dichloromethane was added drop wise at 0° C. The resulting mixture was stirred at 0° C. for 1 hour and allowed to stir overnight at room temperature. Then, the reaction mixture was diluted with dichloromethane (50 mL), washed with 10% HCl, brine, dried over MgSO₄ and concentrated in vacuo to afford yellowish oil. This crude product was then purified by flash chromatography (silica gel; Ethyl acetate/Hexanes, 0% 40%) to afford desired tosylate. ¹H NMR (300 MHz, CDCl₃) δ 7.72 (m, 2H), 7.29 (m, 2H), 4.39 (m, 1H), 4.10 (m, 2H), 2.38 (s, 3H), 2.09 (m, 1H), 1.93 (m, 2H), 1.65 (m, 1H), 1.16 (d, J=4.8, 6H); ¹³C NMR (101 MHz, CDCl₃) δ 181.26, 145.16, 132.53, 130.03, 127.84, 77.68, 77.36, 77.04, 72.93, 66.83, 42.99, 40.23, 34.97, 24.82, 24.12, 21.57; HRMS (CI): [M+H] 313.1; Anal. Calcd for C₁₅H₂₀O₅S: C, 57.67; H, 6.45; Found: C, 57.85; H, 6.63.

[0586] The following compounds can be prepared by the procedure of 2-(4,4-dimethyl-5-oxotetrahydrofuran-2-yl)ethyl 4-methylbenzenesulfonate. One of ordinary skill in the art will know how to substitute the appropriate reagents, starting materials and purification methods known to those skilled in the art, in order to prepare the compounds provided herein.



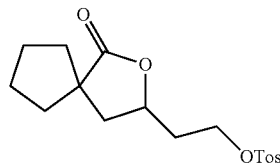
Example 12: Preparation of
2-(4,4-diethyl-5-oxotetrahydrofuran-2-yl)ethyl
4-methylbenzenesulfonate

[0587] The title compound was prepared according to the procedure for 2-(4,4-dimethyl-5-oxotetrahydrofuran-2-yl)ethyl 4-methylbenzenesulfonate, except 3,3-diethyl-5-(2-hydroxyethyl)dihydrofuran-2(3H)-one was substituted for 5-(2-Hydroxy-ethyl)-3,3-dimethyl-dihydro-furan-2-one: ¹H NMR (300 MHz, CDCl₃) δ 7.79 (d, J=8.3 Hz, 2H), 7.36 (d, J=8.0 Hz, 2H), 4.55-4.33 (m, 1H), 4.14 (dd, J=6.5, 13.3 Hz, 3H), 2.46 (s, 3H), 2.21-1.84 (m, 3H), 1.83-1.68 (m, 1H), 1.58 (t, J=7.4 Hz, 4H), 0.89 (dt, J=7.5, 18.0 Hz, 6H); ¹³C NMR (101 MHz, CDCl₃) δ 180.33, 145.30, 132.72, 130.15, 128.03, 77.68, 77.36, 77.04, 73.18, 66.95, 48.67, 37.53, 35.82, 29.14, 28.23, 21.76, 8.81, 8.74. Anal. Calcd for C₁₇H₂₄O₅S: C, 59.98; H, 7.11; Found: C, 60.27; H, 7.25.



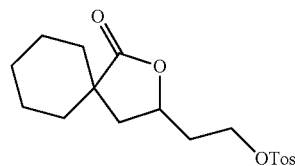
Example 13: Preparation of 2-(5-oxo-6-oxaspiro[3.4]octan-7-yl)ethyl 4-methylbenzenesulfonate

[0588] The title compound was prepared according to the procedure for 2-(4,4-dimethyl-5-oxotetrahydrofuran-2-yl)ethyl 4-methylbenzenesulfonate, except 7-(2-hydroxyethyl)-6-oxaspiro[3.4]octan-5-one was substituted for 5-(2-Hydroxy-ethyl)-3,3-dimethyl-dihydro-furan-2-one: ¹H NMR (400 MHz, CDCl₃) δ 7.77 (d, J=8.3 Hz, 2H), 7.35 (d, J=8.0 Hz, 2H), 4.37 (tdd, J=8.8, 6.0, 4.3 Hz, 1H), 4.21-4.05 (m, 2H), 2.57-2.32 (m, 6H), 2.19-1.82 (m, 7H); ¹³C NMR (101 MHz, CDCl₃) δ 180.41, 145.24, 132.68, 130.10, 128.02, 73.38, 66.76, 44.33, 41.79, 35.10, 31.72, 29.28, 21.76, 16.51.



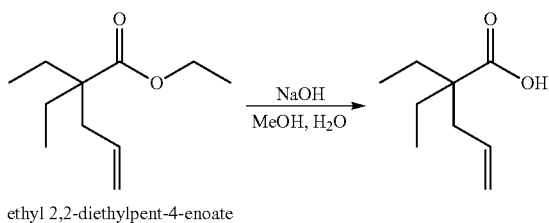
Example 14: Preparation of 2-(1-oxo-2-oxaspiro[4.4]nonan-3-yl)ethyl 4-methylbenzenesulfonate

[0589] The title compound was prepared according to the procedure for 2-(4,4-dimethyl-5-oxotetrahydrofuran-2-yl)ethyl 4-methylbenzenesulfonate, except 3-(2-hydroxyethyl)-2-oxaspiro[4.4]nonan-1-one was substituted for 5-(2-Hydroxy-ethyl)-3,3-dimethyl-dihydro-furan-2-one: ¹H NMR (400 MHz, CDCl₃) δ 7.79 (d, J=8.3 Hz, 2H), 7.36 (d, J=8.0 Hz, 2H), 4.51-4.35 (m, 1H), 4.25-4.06 (m, 2H), 2.45 (s, 3H), 2.28-2.08 (m, 2H), 2.08-1.91 (m, 2H), 1.87-1.52 (m, 9H); ¹³C NMR (101 MHz, CDCl₃) δ 181.90, 145.26, 132.76, 130.12, 128.07, 73.71, 66.85, 50.19, 43.07, 37.44, 36.81, 35.19, 25.61, 25.50, 21.79.



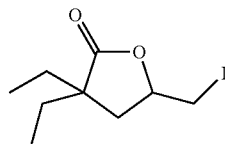
Example 15: Preparation of 2-(1-oxo-2-oxaspiro[4.5]decan-3-yl)ethyl 4-methylbenzenesulfonate

[0590] The title compound was prepared according to the procedure for 2-(4,4-dimethyl-5-oxotetrahydrofuran-2-yl)ethyl 4-methylbenzenesulfonate, except 3-(2-hydroxyethyl)-2-oxaspiro[4.5]decan-1-one was substituted for 5-(2-Hydroxy-ethyl)-3,3-dimethyl-dihydro-furan-2-one: ¹H NMR (400 MHz, CDCl₃) δ 7.79 (d, J=8.3 Hz, 2H), 7.36 (d, J=8.0 Hz, 2H), 4.51-4.38 (m, 1H), 4.26-4.12 (m, 2H), 2.45 (s, 3H), 2.36 (dd, J=12.9, 6.2 Hz, 1H), 2.12-1.87 (m, 2H), 1.85-1.68 (m, 3H), 1.65-1.50 (m, 5H), 1.43-1.14 (m, 3H); ¹³C NMR (101 MHz, CDCl₃) δ 180.97, 145.27, 132.76, 130.12, 128.07, 73.28, 66.85, 44.96, 39.48, 35.58, 34.35, 31.52, 25.37, 22.23, 22.16, 21.80.



Example 16: Preparation of 2,2-diethylpent-4-enoic acid

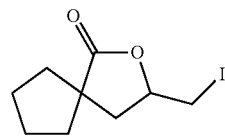
[0591] Ethyl 2,2-diethylpent-4-enoate (0.2 g, 0.28 mmol) is mixed with NaOH (0.4 g, 10 mmol), MeOH (2.5 mL) and H₂O (2.5 mL) in a microwave vial. The mixture is then heated in a microwave reactor at 160° C. for 2 hours. The mixture was then acidified with 10% HCl, washed with ether (3×30 ml). The combined organic phase was dried over MgSO₄ and concentrated in vacuo to give a crude product which was used in the next step without further purification.



Example 17: Preparation of 3,3-diethyl-5-(iodomethyl)dihydrofuran-2(3H)-one

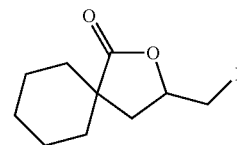
[0592] 2,2-diethylpent-4-enoic acid (1.77 g, 11.67 mmol) is stirred with tetrahydrofuran (34 mL), ether (12 mL) and saturated NaHCO₃ solution (57 mL). The mixture is protected from sunlight. I₂ was dissolved in 12 mL of tetrahydrofuran and added to the mixture in one portion at 0° C. The mixture was allowed to stir overnight at room temperature. Saturated sodium thiosulfate is added to the mixture to quench the reaction. The mixture was extracted with ethyl acetate (3×50 mL). The combined organic phase was dried over MgSO₄ and concentrated in vacuo to give a crude oil which was purified by flash chromatography (silica gel; Ethyl acetate/Hexanes, 0% 25%). ¹H NMR (400 MHz, CDCl₃) δ 4.42 (dtd, J=9.0, 7.3, 4.6 Hz, 1H), 3.41 (dd, J=10.2, 4.6 Hz, 1H), 3.23 (dd, J=10.2, 7.5 Hz, 1H), 2.25 (dd, J=13.3, 6.9 Hz, 1H), 1.86 (dd, J=13.3, 9.1 Hz, 1H), 1.63 (m, 4H), 0.94 (dt, J=10.4, 7.5 Hz, 6H). MS (LC/MS, M+H⁺): 283.0

[0593] The following compounds can be prepared by the procedure of 3,3-diethyl-5-(iodomethyl)dihydrofuran-2(3H)-one. One of ordinary skill in the art will know how to substitute the appropriate reagents, starting materials and purification methods known to those skilled in the art, in order to prepare the compounds provided herein.



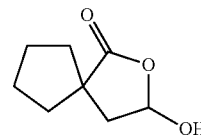
Example 18: Preparation of 3-(iodomethyl)-2-oxaspiro[4.4]nonan-1-one

[0594] The title compound was prepared according to the procedure for 3,3-diethyl-5-(iodomethyl)dihydrofuran-2(3H)-one, except 1-allylcyclopentanecarboxylic acid was substituted for 2,2-diethylpent-4-enoic acid: ¹H NMR (400 MHz, CDCl₃) δ 4.48-4.34 (m, 1H), 3.39 (dd, J=10.2, 4.9 Hz, 1H), 3.23 (dd, J=10.2, 7.5 Hz, 1H), 2.35 (dd, J=12.9, 6.1 Hz, 1H), 2.20-2.04 (m, 1H), 1.93-1.54 (m, 8H); ¹³C NMR (101 MHz, CDCl₃) δ 181.57, 75.96, 50.71, 43.44, 37.84, 36.89, 25.45, 25.36, 7.02; MS (LC/MS, M+H⁺): 281.0



Example 19: Preparation of 3-(iodomethyl)-2-oxaspiro[4.5]decan-1-one

[0595] The title compound was prepared according to the procedure for 3,3-diethyl-5-(iodomethyl)dihydrofuran-2(3H)-one, except 1-allylcyclohexanecarboxylic acid was substituted for 2,2-diethylpent-4-enoic acid: ¹H NMR (400 MHz, CDCl₃) δ 4.42 (dtd, J=9.2, 6.9, 4.6 Hz, 1H), 3.41 (dd, J=10.3, 4.6 Hz, 1H), 3.26 (dd, J=10.2, 7.3 Hz, 1H), 2.50 (dd, J=13.1, 6.5 Hz, 1H), 1.85-1.49 (m, 8H), 1.44-1.20 (m, 3H); MS (LC/MS, M+H⁺): 295.0

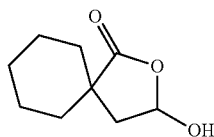


Example 20: Preparation of 3-hydroxy-2-oxaspiro[4.4]nonan-1-one

[0596] To a stirred mixture of 1-allylcyclopentanecarboxylic acid (10.93 g, 71 mmol, 1 equiv), RuCl₃ stock solution (0.514 g, 0.035M in water, 0.035 equiv) and CH₃CN (500 mL), NaIO₄ (30.8 g, 142 mmol, 2.04 equiv) was added in portions over a period of 30 min at room temperature. The suspension was allowed to stir at room temperature for another 30 min. The reaction was quenched with saturated aqueous solution of Na₂S₂O₃ and the two layers were separated. The aqueous layer was extracted with ethyl acetate (3×200 mL). The combined organic layer was washed with brine, dried over anhydrous MgSO₄, filtered, and concentrated. The residue was purified by flash column chromatography (silica gel; Ethyl acetate/Hexanes, 10% 50%) to give desired product. ¹H NMR (400 MHz, CDCl₃) δ 5.87 (s, 1H), 5.28 (s, 1H), 2.06 (dd, J=35.1, 28.9 Hz, 4H), 1.90-1.44 (m, 6H); ¹³C NMR (101 MHz, CDCl₃) δ 183.20, 49.58, 43.94, 38.28, 25.42.

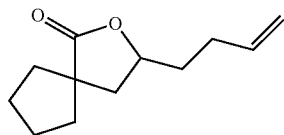
[0597] The following compounds can be prepared by the procedure of 3-hydroxy-2-oxaspiro[4.4]nonan-1-one. One of ordinary skill in the art will know how to substitute the appropriate reagents, starting materials and purification

methods known to those skilled in the art, in order to prepare the compounds provided herein.



Example 21: Preparation of 3-hydroxy-2-oxaspiro[4.5]decan-1-one

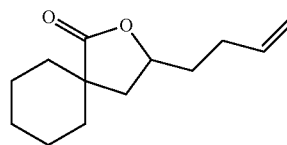
[0598] The title compound was prepared according to the procedure for 3-hydroxy-2-oxaspiro[4.4]nonan-1-one, except 1-allylcyclohexanecarboxylic acid was substituted for 1-allylcyclopentanecarboxylic acid: ^1H NMR (400 MHz, CDCl_3) δ 5.86 (t, $J=4.5$ Hz, 1H), 4.47 (broad, 1H), 2.18 (m, 2H), 1.83-1.43 (m, 7H), 1.32 (d, $J=5.8$ Hz, 3H); ^{13}C NMR (101 MHz, CDCl_3) δ 181.91, 96.88, 44.52, 40.54, 34.06, 25.28, 22.23.



Example 22: Preparation of 3-(but-3-en-1-yl)-2-oxaspiro[4.4]nonan-1-one

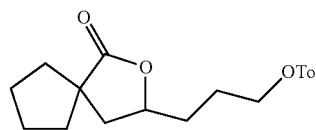
[0599] This reaction was performed in oven-dried glassware under a nitrogen atmosphere. To a well-stirred solution of freshly prepared but-1-ene magnesium bromide Grignard reagent (96 mmol, 1M, 3 equiv) in dry ether, 3-hydroxy-2-oxaspiro[4.4]nonan-1-one (5.0 g, 32.0 mmol, 1.0 equiv) was added dropwise during 0.5 hours at 0°C . The reaction mixture was stirred overnight at room temperature, quenched with 10% HCl (while cooling in ice bath) until acidic ($\text{pH}=2$). The organic layer was separated and the aqueous layer was extracted with ethyl acetate (3×200 mL). The extract was washed with 10% NaHCO_3 (100 mL) and brine (200 mL). The solution was then dried over MgSO_4 , concentrated in vacuo and purified by flash column chromatography (silica gel; Ethyl acetate/Hexanes, 0% 25%) to give desired product. ^1H NMR (400 MHz, CDCl_3) δ 5.79 (ddt, $J=16.9, 10.2, 6.7$ Hz, 1H), 5.15-4.88 (m, 2H), 4.36 (ddt, $J=9.7, 7.9, 5.5$ Hz, 1H), 2.18 (m, 4H), 1.93-1.46 (m, 10H); ^{13}C NMR (101 MHz, CDCl_3) δ 182.55, 137.26, 115.62, 77.19, 50.28, 43.24, 37.51, 36.91, 34.83, 29.70, 25.56, 25.47.

[0600] The following compounds can be prepared by the procedure of 3-(but-3-en-1-yl)-2-oxaspiro[4.4]nonan-1-one. One of ordinary skill in the art will know how to substitute the appropriate reagents, starting materials and purification methods known to those skilled in the art, in order to prepare the compounds provided herein.



Example 23: Preparation of 3-(but-3-en-1-yl)-2-oxaspiro[4.5]decan-1-one

[0601] The title compound was prepared according to the procedure for 3-(but-3-en-1-yl)-2-oxaspiro[4.4]nonan-1-one, except 3-hydroxy-2-oxaspiro[4.5]decan-1-one was substituted for 3-hydroxy-2-oxaspiro[4.4]nonan-1-one: ^1H NMR (400 MHz, CDCl_3) δ 5.80 (ddt, $J=16.9, 10.2, 6.6$ Hz, 1H), 5.17-4.89 (m, 2H), 4.48-4.31 (m, 1H), 2.36 (dd, $J=12.9, 6.3$ Hz, 1H), 2.30-2.08 (m, 2H), 1.87-1.17 (m, 13H); ^{13}C NMR (101 MHz, CDCl_3) δ 181.68, 137.31, 115.67, 76.77, 45.04, 39.55, 35.31, 34.43, 31.70, 29.75, 25.42, 22.29, 22.22



Example 24: Preparation of 3-(1-oxo-2-oxaspiro[4.4]nonan-3-yl)propyl 4-methylbenzenesulfonate

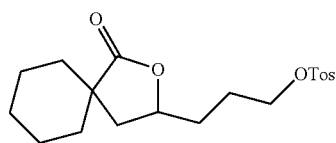
[0602] To a stirred mixture of 3-(but-3-en-1-yl)-2-oxaspiro[4.4]nonan-1-one (0.194 g, 1 mmol, 1 equiv), RuCl_3 stock solution (7.2 mg, 0.035M in water, 0.035 equiv) and CH_3CN (6 mL), NaIO_4 (434 mg, 2.04 mmol, 2.04 equiv) was added in portions over a period of 5 min at room temperature. The suspension was allowed to stir at room temperature for another 30 min. The reaction was quenched with saturated aqueous solution of $\text{Na}_2\text{S}_2\text{O}_3$ and the two layers were separated. The aqueous layer was extracted with ethyl acetate (3×20 mL). The combined organic layer was washed with brine, dried over anhydrous MgSO_4 , filtered, and concentrated. The crude aldehyde was used for the next step without further purification.

[0603] This reaction was performed in oven-dried glassware under a nitrogen atmosphere. To a well-stirred solution of the crude aldehyde (0.196 g, 1 mmol, 1 equiv) in dry methanol, NaBH_4 (74 mg, 2.0 mmol, 2 equiv) was added to the mixture in one portion at 0°C . The reaction mixture was stirred at room temperature for another 1 h, quenched with brine (while cooling in ice bath). The organic layer was separated and the aqueous layer was extracted with ethyl acetate (3×20 mL). The combined organic phase was then dried over MgSO_4 , concentrated in vacuo. The crude alcohol was used for the next step without further purification.

[0604] To a stirred solution of the crude alcohol (0.396 g, 2 mmol, 1.0 equiv) and triethylamine (0.303 g, 3 mmol, 1.5 equiv) in dry dichloromethane, a solution of *p*-TosCl (0.475 g, 2.5 mmol, 1.25 equiv) in dichloromethane was added drop wise at 0°C . The resulting mixture was stirred at 0°C for 1 hour and allowed to stir overnight at room temperature. Then, the reaction mixture was diluted with dichloromethane (50 mL), washed with 10% HCl, brine, dried over

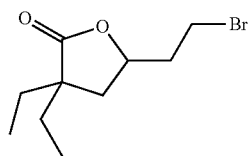
MgSO₄ and concentrated in vacuo to afford yellowish oil. This crude product was then purified by flash chromatography (silica gel; Ethyl acetate/Hexanes, 0% 40%) to afford desired tosylate. ¹H NMR (400 MHz, CDCl₃) δ 7.82-7.71 (m, 2H), 7.35 (m, 2H), 4.37-4.23 (m, 1H), 4.06 (qdd, J=10.0, 6.7, 5.2 Hz, 2H), 2.45 (s, 3H), 2.15 (m, 2H), 1.92-1.50 (m, 12H); ¹³C NMR (101 MHz, CDCl₃) δ 182.29, 145.03, 133.05, 130.04, 128.00, 76.90, 69.91, 50.24, 43.20, 37.53, 36.92, 31.74, 25.59, 25.49, 25.37, 21.76.

[0605] The following compounds can be prepared by the procedure of 3-(1-oxo-2-oxaspiro[4.4]nonan-3-yl)propyl 4-methylbenzenesulfonate. One of ordinary skill in the art will know how to substitute the appropriate reagents, starting materials and purification methods known to those skilled in the art, in order to prepare the compounds provided herein.



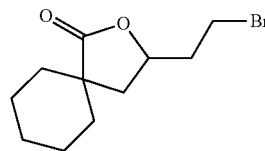
Example 25: Preparation of 3-(1-oxo-2-oxaspiro[4.4]nonan-3-yl)propyl 4-methylbenzenesulfonate

[0606] The title compound was prepared according to the procedure for 3-(1-oxo-2-oxaspiro[4.4]nonan-3-yl)propyl 4-methylbenzenesulfonate, except 3-(but-3-en-1-yl)-2-oxaspiro[4.4]nonan-1-one was substituted for 3-(but-3-en-1-yl)-2-oxaspiro[4.4]nonan-1-one: ¹H NMR (400 MHz, CDCl₃) δ 7.78 (d, J=8.3 Hz, 2H), 7.35 (d, J=8.0 Hz, 2H), 4.39-4.26 (m, 1H), 4.16-3.97 (m, 2H), 2.44 (s, 3H), 2.32 (dt, J=15.8, 7.9 Hz, 1H), 1.98-1.13 (m, 16H); ¹³C NMR (101 MHz, CDCl₃) δ 181.36, 145.03, 133.05, 130.03, 127.99, 76.46, 69.91, 44.97, 39.54, 34.40, 32.15, 31.68, 25.37, 25.36, 22.25, 22.18, 21.76



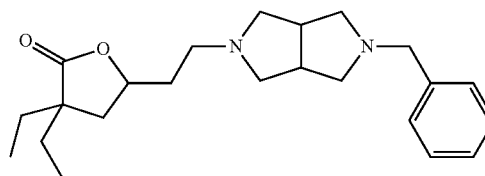
Example 26: Preparation of 5-(2-bromoethyl)-3,3-diethyl-2-oxaspiro[4.4]nonan-1-one

[0607] To a solution of 3,3-diethyl-5-(2-hydroxyethyl)dihydrofuran-2(3H)-one (8.03 g, 43.0 mmol, 1 eq.) in tetrahydrofuran (143 mL) was added triphenylphosphine (16.94 g, 64.6 mmol, 1.5 eq.). The resulting solution was cooled to 0° C. and carbon tetrabromide (21.44 g, 64.6 mmol, 1.5 eq.) was added in one portion. The reaction was allowed to stir at 22° C. overnight. The reaction mixture was diluted with ether and filtered and concentrated onto Celite in vacuo and further purified by column chromatography (ethyl acetate/hexanes, 0% 30%, solid load). ¹H NMR (400 MHz, CDCl₃) δ 4.60 (m, 1H), 3.53 (dd, J=5.5, 7.6 Hz, 2H), 2.27-2.07 (m, 3H), 1.82 (dd, J=9.3, 13.0 Hz, 1H), 1.69-1.57 (m, 4H), 0.93 (dt, J=7.5, 25.7 Hz, 6H).



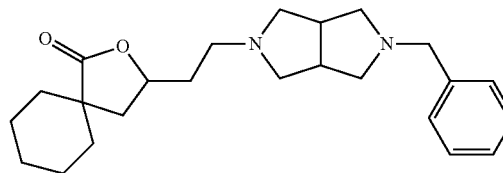
Example 27: Preparation of 3-(2-bromoethyl)-2-oxaspiro[4.5]decan-1-one

[0608] The title compound was prepared according to the procedure for 5-(2-bromoethyl)-3,3-diethyl-2-oxaspiro[4.5]decan-1-one, except 3-(2-hydroxyethyl)-2-oxaspiro[4.5]decan-1-one was substituted for 3,3-diethyl-5-(2-hydroxyethyl) dihydrofuran-2(3H)-one: ¹H NMR (400 MHz, CDCl₃) δ 4.61 (m, 1H), 3.53 (dd, J=5.5, 7.6 Hz, 2H), 2.44 (dd, J=6.4, 12.9 Hz, 1H), 2.29-2.07 (m, 2H), 1.88-1.70 (m, 3H), 1.69-1.54 (m, 4H), 1.53-1.44 (m, 1H), 1.44-1.18 (m, 3H).



Example 28: Preparation of 5-(2-(5-benzylhexahydroindolizino[1,2-a]pyrrol-2(1H)-yl)ethyl)-3,3-diethyl-2-oxaspiro[4.5]decan-1-one

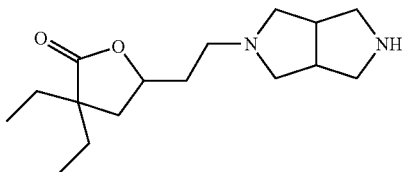
[0609] A solution of 5-(2-bromoethyl)-3,3-diethyl-2-oxaspiro[4.5]decan-1-one (0.400 g, 1.53 mmol, 1 eq.), acetonitrile (8 mL), 2-benzylhexahydroindolizino[1,2-a]pyrrole (0.340 g, 1.68 mmol, 1.1 eq.) and K₂CO₃ (1.05 g, 7.65 mmol, 5 eq.) was heated and stirred at 80° C. for 24 hours. The resulting mixture was then filtered and concentrated in vacuo to give a crude residue that was further purified by column chromatography (methanol/dichloromethane, 0% 10%). ¹H NMR (400 MHz, CDCl₃) δ 7.25-7.14 (m, 4H), 7.14-7.06 (m, 1H), 4.38 (m, 1H), 3.46 (s, 2H), 2.64-2.48 (m, 6H), 2.48-2.38 (m, 2H), 2.28-2.13 (m, 4H), 2.02 (dd, J=6.8, 13.0 Hz, 1H), 1.87-1.59 (m, 3H), 1.58-1.44 (m, 4H), 0.83 (dt, J=7.3, 21.4 Hz, 6H); MS (LC/MS, M+H⁺): m/z 371.2



Example 29: Preparation of 3-(2-(5-benzylhexahydroindolizino[1,2-a]pyrrol-2(1H)-yl)ethyl)-2-oxaspiro[4.5]decan-1-one

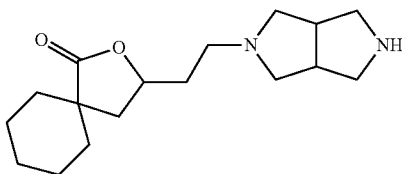
[0610] The title compound was prepared according to the procedure for 5-(2-(5-benzylhexahydroindolizino[1,2-a]pyrrol-2(1H)-yl)ethyl)-3,3-diethyl-2-oxaspiro[4.5]decan-1-one,

except 3-(2-bromoethyl)-2-oxaspiro[4.5]decan-1-one was substituted for 5-(2-bromoethyl)-3,3-diethyldihydrofuran-2(3H)-one: ^1H NMR (400 MHz, CDCl_3) δ 7.26-7.17 (m, 4H), 7.17-7.10 (m, 1H), 4.40 (m, 1H), 3.50 (s, 2H), 2.69-2.52 (m, 6H), 2.49 (t, $J=7.4$ Hz, 2H), 2.30 (dd, $J=6.3, 12.8$ Hz, 1H), 2.27-2.16 (m, 4H), 1.88-1.61 (m, 5H), 1.61-1.45 (m, 4H), 1.44-1.37 (m, 1H), 1.36-1.07 (m, 3H); MS (LC/MS, $\text{M}+\text{H}^+$): m/z 383.2



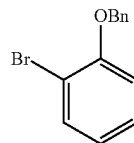
Example 30: Preparation of 3-(2-(hexahydroindolizin-2-yl)ethyl)-2-oxaspiro[4.5]decan-1-one

[0611] A mixture of 5-(2-(5-benzylhexahydropyrrolo[3,4-c]pyrrol-2(1H)-yl)ethyl)-3,3-diethyldihydrofuran-2(3H)-one (540 mg, 1.46 mmol, 1 eq.), Pd/C (108 mg, 20% wt) and MeOH (5.0 mL) was stirred at 22° C. under 1 atm of H_2 (filled balloon) for 3 days. The mixture was filtered through a plug of Celite, washed with MeOH (50 mL) and concentrated in vacuo to give a crude product that was used in following steps without further purification. ^1H NMR (400 MHz, CDCl_3) δ 4.42 (m, 1H), 2.83 (b, 1H), 2.69 (m, 2H), 2.55-2.39 (m, 4H), 2.33 (m, 2H), 2.26 (t, $J=7.0$ Hz, 2H), 2.14 (dd, $J=1.7, 9.0$ Hz, 2H), 1.91 (dd, $J=6.7, 13.0$ Hz, 1H), 1.71-1.47 (m, 3H), 1.45-1.32 (m, 4H), 0.69 (dt, $J=7.4, 19.2$ Hz, 6H); MS (LC/MS, $\text{M}+\text{H}^+$): m/z 281.2.



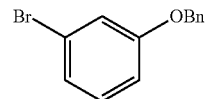
Example 31: Preparation of 3-(2-(hexahydroindolizin-2-yl)ethyl)-2-oxaspiro[4.5]decan-1-one

[0612] The title compound was prepared according to the procedure for 3,3-diethyl-5-(2-(hexahydroindolizin-2-yl)ethyl)-2-oxaspiro[4.5]decan-1-one, except 3-(2-(5-benzylhexahydropyrrolo[3,4-c]pyrrol-2(1H)-yl)ethyl)-2-oxaspiro[4.5]decan-1-one was substituted for 5-(2-(5-benzylhexahydropyrrolo[3,4-c]pyrrol-2(1H)-yl)ethyl)-3,3-diethyldihydrofuran-2(3H)-one: ^1H NMR (400 MHz, CDCl_3) δ 4.55 (m, 1H), 2.94 (m, 2H), 2.82-2.63 (m, 5H), 2.63-2.46 (m, 3H), 2.42 (m, 2H), 1.97-1.60 (m, 8H), 1.59-1.43 (m, 3H), 1.43-1.22 (m, 4H); MS (LC/MS, $\text{M}+\text{H}^+$): m/z 293.2



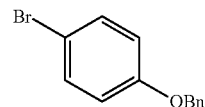
Example 32: Preparation of 1-(benzyloxy)-2-bromobenzene

[0613] To a solution of 2-bromophenol (1.0 g, 5.78 mmol, 1.01 eq.) in acetonitrile (14 mL) was added benzyl bromide (0.975 g, 5.7 mmol, 1.0 eq.) and K_2CO_3 (1.09 g, 7.87 mmol, 1.38 eq.). This mixture was allowed to stir at 22° C. overnight. The reaction was filtered and concentrated in vacuo to give a crude residue that was further purified by column chromatography (hexanes/ethyl acetate, 0% 10%). ^1H NMR (400 MHz, CDCl_3) δ 7.60 (dd, $J=1.6, 7.8$ Hz, 1H), 7.51 (m, 2H), 7.42 (t, $J=7.6$ Hz, 2H), 7.35 (m, 1H), 7.29-7.22 (m, 1H), 6.97 (dd, $J=1.2, 8.3$ Hz, 1H), 6.88 (td, $J=1.3, 7.6$ Hz, 1H), 5.19 (s, 2H).



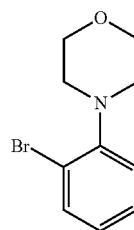
Example 33: Preparation of 1-(benzyloxy)-3-bromobenzene

[0614] The title compound was prepared according to the procedure for 1-(benzyloxy)-2-bromobenzene, except 3-bromophenol was substituted for 2-bromophenol: ^1H NMR (400 MHz, CDCl_3) δ 7.50-7.34 (m, 5H), 7.23-7.10 (m, 3H), 6.95 (m, 1H), 5.08 (s, 2H).



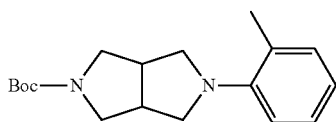
Example 34: Preparation of 1-(benzyloxy)-4-bromobenzene

[0615] The title compound was prepared according to the procedure for 1-(benzyloxy)-2-bromobenzene, except 4-bromophenol was substituted for 2-bromophenol: ^1H NMR (400 MHz, CDCl_3) δ 7.51-7.33 (m, 7H), 6.91 (d, $J=9.1$ Hz, 2H), 5.08 (s, 2H).



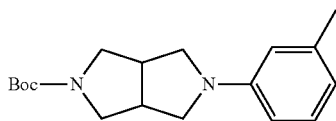
Example 35: Preparation of
4-(2-bromophenyl)morpholine

[0616] This reaction was performed in oven-dried glassware under a nitrogen atmosphere. To a solution of 1,2-dibromobenzene (1.0 g, 4.24 mmol, 1.0 eq.) and morpholine (0.370 g, 4.24 mmol, 1.0 eq.) in anhydrous toluene (10.6 mL) was added the following in this order: Pd₂(dba)₃ (0.097 g, 5 mol %), BINAP (0.197 g, 7.5 mol %), and NaOtBu (0.448 g, 5.08 mmol, 1.2 eq.). The resulting mixture was allowed to stir at 80° C. overnight, under a sweep of N₂. The reaction mixture was cooled to 22° C. and then filtered through a plug of Celite. The collected filtrate was concentrated in vacuo to give a crude residue that was further purified by column chromatography (hexanes/ethyl acetate, 0% 20%). ¹H NMR (400 MHz, CDCl₃) δ7.55 (dd, J=1.5, 7.9 Hz, 1H), 7.25 (td, J=1.4, 7.8 Hz, 1H), 7.00 (dd, J=1.4, 8.0 Hz, 1H), 6.89 (td, J=1.4, 7.7 Hz, 1H), 3.83 (m, 4H), 2.99 (m, 4H); MS (LC/MS, M+H⁺): m/z 241.9, 243.8.



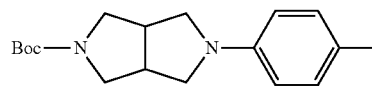
Example 36: Preparation of tert-butyl 5-(o-tolyl)
hexahydropyrrolo[3,4-c]pyrrole-2(1H)-carboxylate

[0617] The title compound was prepared according to the procedure for tert-butyl 6-phenyl-2,6-diazaspiro[3.3]heptane-2-carboxylate, except tert-butyl hexahydropyrrolo[3,4-c]pyrrole-2(1H)-carboxylate was substituted for 2,6-diazaspiro[3.3]heptane-2-carboxylic acid tert-butyl ester hemioxylate and 1-bromo-2-methylbenzene was substituted for bromobenzene: ¹H NMR (400 MHz, CDCl₃) δ7.18-7.10 (m, 2H), 6.96-6.89 (m, 2H), 3.69 (b, 2H), 3.36 (b, 2H), 3.18 (b, 2H), 3.05 (b, 2H), 2.91 (b, 2H), 2.33 (s, 3H), 1.52 (s, 9H); MS LC/MS, M+H⁺): m/z 303.2



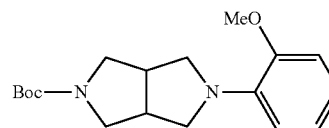
Example 37: Preparation of tert-butyl 5-(m-tolyl)
hexahydropyrrolo[3,4-c]pyrrole-2(1H)-carboxylate

[0618] The title compound was prepared according to the procedure for tert-butyl 6-phenyl-2,6-diazaspiro[3.3]heptane-2-carboxylate, except tert-butyl hexahydropyrrolo[3,4-c]pyrrole-2(1H)-carboxylate was substituted for 2,6-diazaspiro[3.3]heptane-2-carboxylic acid tert-butyl ester hemioxylate and 1-bromo-3-methylbenzene was substituted for bromobenzene: ¹H NMR (400 MHz, CDCl₃) δ7.17 (t, J=7.8 Hz, 1H), 6.59 (d, J=7.5 Hz, 1H), 6.46-6.37 (m, 2H), 3.68 (b, 2H), 3.52 (b, 2H), 3.42 (m, 1H), 3.29 (m, 1H), 3.23 (m, 2H), 2.97 (b, 2H), 2.38 (s, 3H), 1.54 (s, 9H); MS (LC/MS, M+H⁺): m/z 303.2



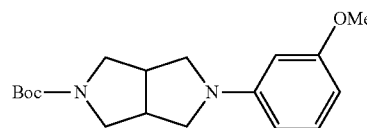
Example 38: Preparation of tert-butyl 5-(p-tolyl)
hexahydropyrrolo[3,4-c]pyrrole-2(1H)-carboxylate

[0619] The title compound was prepared according to the procedure for tert-butyl 6-phenyl-2,6-diazaspiro[3.3]heptane-2-carboxylate, except tert-butyl hexahydropyrrolo[3,4-c]pyrrole-2(1H)-carboxylate was substituted for 2,6-diazaspiro[3.3]heptane-2-carboxylic acid tert-butyl ester hemioxylate and 1-bromo-4-methylbenzene was substituted for bromobenzene: ¹H NMR (400 MHz, CDCl₃) δ7.09 (d, J=8.1 Hz, 2H), 6.52 (d, J=8.5 Hz, 2H), 3.68 (m, 2H), 3.57 (b, 2H), 3.42 (m, 1H), 3.28 (m, 1H), 3.21 (m, 2H), 3.00 (b, 2H), 2.30 (s, 3H), 1.51 (s, 9H); MS (LC/MS, M+H⁺): m/z 303.2.



Example 39: Preparation of tert-butyl 5-(2-
methoxyphenyl)hexahydropyrrolo[3,4-c]pyrrole-2
(1H)-carboxylate

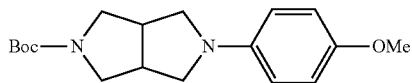
[0620] The title compound was prepared according to the procedure for tert-butyl 6-phenyl-2,6-diazaspiro[3.3]heptane-2-carboxylate, except tert-butyl hexahydropyrrolo[3,4-c]pyrrole-2(1H)-carboxylate was substituted for 2,6-diazaspiro[3.3]heptane-2-carboxylic acid tert-butyl ester hemioxylate and 1-bromo-2-methoxybenzene was substituted for bromobenzene: ¹H NMR (400 MHz, CDCl₃) δ6.91-6.78 (m, 3H), 6.76-6.67 (m, 1H), 3.80 (s, 3H), 3.61 (b, 2H), 3.45 (b, 2H), 3.40-3.22 (m, 2H), 3.14 (b, 2H), 2.90 (b, 2H), 1.46 (s, 9H); MS (LC/MS, M+H⁺): m/z 319.2.



Example 40: Preparation of tert-butyl 5-(3-
methoxyphenyl)hexahydropyrrolo[3,4-c]pyrrole-2
(1H)-carboxylate

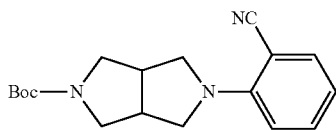
[0621] The title compound was prepared according to the procedure for tert-butyl 6-phenyl-2,6-diazaspiro[3.3]heptane-2-carboxylate, except tert-butyl hexahydropyrrolo[3,4-c]pyrrole-2(1H)-carboxylate was substituted for 2,6-diazaspiro[3.3]heptane-2-carboxylic acid tert-butyl ester hemioxylate and 1-bromo-3-methoxybenzene was substituted for bromobenzene: ¹H NMR (400 MHz, CDCl₃) δ7.13 (t, J=8.1 Hz, 1H), 6.29 (dd, J=2.2, 8.1 Hz, 1H), 6.18 (dd, J=1.8, 8.1 Hz, 1H), 6.10 (t, J=2.2 Hz, 1H), 3.79 (s, 3H), 3.63

(m, 2H), 3.50 (m, 2H), 3.37 (m, 1H), 3.30-3.11 (m, 3H), 2.95 (b, 2H), 1.48 (s, 9H); MS (LC/MS, M+H⁺): m/z 319.2



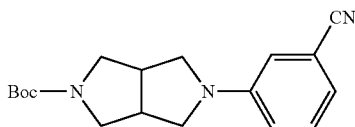
Example 41: Preparation of tert-butyl 5-(4-methoxyphenyl)hexahydropyrrolo[3,4-c]pyrrole-2(1H)-carboxylate

[0622] The title compound was prepared according to the procedure for tert-butyl 6-phenyl-2,6-diazaspiro[3.3]heptane-2-carboxylate, except tert-butyl hexahydropyrrolo[3,4-c]pyrrole-2(1H)-carboxylate was substituted for 2,6-diazaspiro[3.3]heptane-2-carboxylic acid tert-butyl ester hemioxylate and 1-bromo-4-methoxybenzene was substituted for bromobenzene: ¹H NMR (400 MHz, CDCl₃) δ6.83 (d, J=9.0 Hz, 2H), 6.50 (d, J=9.0 Hz, 2H), 3.73 (s, 3H), 3.62 (m, 2H), 3.48-3.29 (m, 3H), 3.23 (m, 1H), 3.12 (dd, J=3.5, 9.3 Hz, 2H), 2.93 (b, 2H), 1.46 (s, 9H); MS (LC/MS, M+H⁺): m/z 319.2.



Example 42: Preparation of tert-butyl 5-(2-cyanophenyl)hexahydropyrrolo[3,4-c]pyrrole-2(1H)-carboxylate

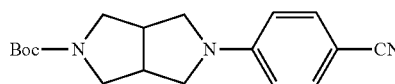
[0623] The title compound was prepared according to the procedure for tert-butyl 6-phenyl-2,6-diazaspiro[3.3]heptane-2-carboxylate, except tert-butyl hexahydropyrrolo[3,4-c]pyrrole-2(1H)-carboxylate was substituted for 2,6-diazaspiro[3.3]heptane-2-carboxylic acid tert-butyl ester hemioxylate and 2-bromobenzonitrile was substituted for bromobenzene: ¹H NMR (400 MHz, CDCl₃) δ7.39 (dd, J=1.6, 7.8 Hz, 1H), 7.30 (m, 1H), 6.66 (t, J=7.5 Hz, 1H), 6.59 (d, J=8.5 Hz, 1H), 3.80 (m, 2H), 3.61 (m, 2H), 3.52 (m, 1H), 3.44 (m, 1H), 3.28 (m, 2H), 2.95 (b, 2H), 1.42 (s, 9H); MS (LC/MS, M+H⁺): m/z 314.2.



Example 43: Preparation of tert-butyl 5-(3-cyanophenyl)hexahydropyrrolo[3,4-c]pyrrole-2(1H)-carboxylate

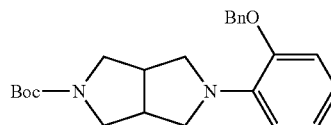
[0624] The title compound was prepared according to the procedure for tert-butyl 6-phenyl-2,6-diazaspiro[3.3]heptane-2-carboxylate, except tert-butyl hexahydropyrrolo[3,4-c]pyrrole-2(1H)-carboxylate was substituted for 2,6-diaz-

aspiro[3.3]heptane-2-carboxylic acid tert-butyl ester hemioxylate and 3-bromobenzonitrile was substituted for bromobenzene: ¹H NMR (400 MHz, CDCl₃) δ7.22 (m, 1H), 6.88 (d, J=7.5 Hz, 1H), 6.71-6.64 (m, 2H), 3.62 (m, 2H), 3.49 (m, 2H), 3.31 (m, 1H), 3.23 (m, 1H), 3.16 (dd, J=3.9, 9.7 Hz, 2H), 2.99 (b, 2H), 1.42 (s, 9H); MS (LC/MS, M+H⁺): m/z 314.2



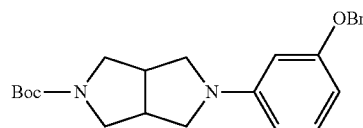
Example 44: Preparation of tert-butyl 5-(4-cyanophenyl)hexahydropyrrolo[3,4-c]pyrrole-2(1H)-carboxylate

[0625] The title compound was prepared according to the procedure for tert-butyl 6-phenyl-2,6-diazaspiro[3.3]heptane-2-carboxylate, except tert-butyl hexahydropyrrolo[3,4-c]pyrrole-2(1H)-carboxylate was substituted for 2,6-diazaspiro[3.3]heptane-2-carboxylic acid tert-butyl ester hemioxylate and 4-bromobenzonitrile was substituted for bromobenzene: ¹H NMR (400 MHz, CDCl₃) δ7.35 (d, J=8.9 Hz, 2H), 6.41 (d, J=8.9 Hz, 2H), 3.57 (m, 2H), 3.50 (m, 2H), 3.26 (m, 1H), 3.21-3.06 (m, 3H), 2.95 (b, 2H), 1.37 (s, 9H); MS (LC/MS, M+H⁺): m/z 314.2.



Example 45: Preparation of tert-butyl 5-(2-(benzyloxy)phenyl)hexahydropyrrolo[3,4-c]pyrrole-2(1H)-carboxylate

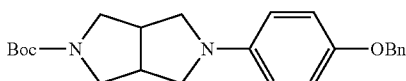
[0626] The title compound was prepared according to the procedure for tert-butyl 6-phenyl-2,6-diazaspiro[3.3]heptane-2-carboxylate, except tert-butyl hexahydropyrrolo[3,4-c]pyrrole-2(1H)-carboxylate was substituted for 2,6-diazaspiro[3.3]heptane-2-carboxylic acid tert-butyl ester hemioxylate and 1-(benzyloxy)-2-bromobenzene was substituted for bromobenzene: ¹H NMR (400 MHz, CDCl₃) δ7.36-7.23 (m, 4H), 7.20 (m, 1H), 6.79 (m, 2H), 6.72 (m, 1H), 6.65 (m, 1H), 4.94 (s, 2H), 3.50 (b, 2H), 3.33 (m, 2H), 3.27-3.02 (m, 3H), 2.76 (b, 2H), 1.35 (s, 9H); MS (LC/MS, M+H⁺): m/z 395.2.



Example 46: Preparation of tert-butyl 5-(3-(benzyloxy)phenyl)hexahydropyrrolo[3,4-c]pyrrole-2(1H)-carboxylate

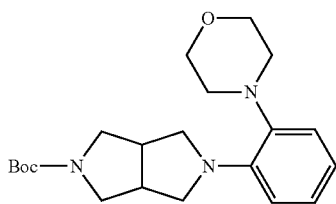
[0627] The title compound was prepared according to the procedure for tert-butyl 6-phenyl-2,6-diazaspiro[3.3]hep-

tane-2-carboxylate, except tert-butyl hexahydropyrrolo[3,4-c]pyrrole-2(1H)-carboxylate was substituted for 2,6-diazaspiro[3.3]heptane-2-carboxylic acid tert-butyl ester hemioxylate and 1-(benzyloxy)-3-bromobenzene was substituted for bromobenzene: $^1\text{H NMR}$ (400 MHz, CDCl_3) δ 7.47 (m, 2H), 7.41 (t, $J=7.6$ Hz, 2H), 7.34 (m, 1H), 7.17 (t, $J=8.2$ Hz, 1H), 6.39 (dd, $J=1.7, 8.0$ Hz, 1H), 6.23 (m, 2H), 5.08 (s, 2H), 3.66 (m, 2H), 3.53 (m, 2H), 3.40 (m, 1H), 3.33-3.14 (m, 3H), 2.99 (b, 2H), 1.49 (s, 9H); MS (LC/MS, $\text{M}+\text{H}^+$): m/z 395.2.



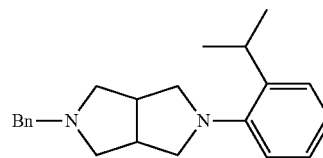
Example 47: Preparation of tert-butyl 5-(4-(benzyloxy)phenyl)hexahydropyrrolo[3,4-c]pyrrole-2(1H)-carboxylate

[0628] The title compound was prepared according to the procedure for tert-butyl 6-phenyl-2,6-diazaspiro[3.3]heptane-2-carboxylate, except tert-butyl hexahydropyrrolo[3,4-c]pyrrole-2(1H)-carboxylate was substituted for 2,6-diazaspiro[3.3]heptane-2-carboxylic acid tert-butyl ester hemioxylate and 1-(benzyloxy)-4-bromobenzene was substituted for bromobenzene: $^1\text{H NMR}$ (400 MHz, CDCl_3) δ 7.46 (m, 2H), 7.40 (t, $J=7.8$ Hz, 2H), 7.34 (m, 1H), 6.95 (d, $J=9.0$ Hz, 2H), 6.54 (d, $J=8.8$ Hz, 2H), 5.03 (s, 2H), 3.67 (b, 2H), 3.47 (b, 2H), 3.40 (m, 1H), 3.28 (m, 1H), 3.18 (dd, $J=3.4, 9.3$ Hz, 2H), 2.99 (b, 2H), 1.50 (s, 9H); MS (LC/MS, $\text{M}+\text{H}^+$): m/z 395.2.



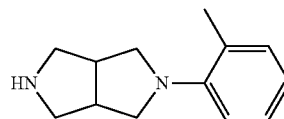
Example 48: Preparation of tert-butyl 5-(2-morpholinophenyl)hexahydropyrrolo[3,4-c]pyrrole-2(1H)-carboxylate

[0629] The title compound was prepared according to the procedure for tert-butyl 6-phenyl-2,6-diazaspiro[3.3]heptane-2-carboxylate, except tert-butyl hexahydropyrrolo[3,4-c]pyrrole-2(1H)-carboxylate was substituted for 2,6-diazaspiro[3.3]heptane-2-carboxylic acid tert-butyl ester hemioxylate and 4-(2-bromophenyl)morpholine was substituted for bromobenzene: $^1\text{H NMR}$ (400 MHz, CDCl_3) δ 7.04-6.89 (m, 3H), 6.85 (d, $J=7.8$ Hz, 1H), 3.85 (t, $J=4.5$ Hz, 4H), 3.62 (b, 2H), 3.48-3.21 (m, 6H), 3.04 (t, $J=4.5$ Hz, 4H), 2.92 (b, 2H), 1.48 (s, 9H); MS (LC/MS, $\text{M}+\text{H}^+$): m/z 374.2.



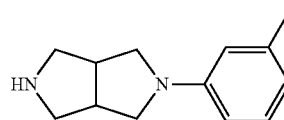
Example 49: Preparation of 2-benzyl-5-(2-isopropylphenyl)octahydropyrrolo[3,4-c]pyrrole

[0630] The title compound was prepared according to the procedure for tert-butyl 6-phenyl-2,6-diazaspiro[3.3]heptane-2-carboxylate, except 2-benzyl octahydropyrrolo[3,4-c]pyrrole was substituted for 2,6-diazaspiro[3.3]heptane-2-carboxylic acid tert-butyl ester hemioxylate and 1-bromo-2-isopropylbenzene was substituted for bromobenzene. The product was purified by column chromatography (dichloromethane/MeOH, 0% 5%). $^1\text{H NMR}$ (400 MHz, CDCl_3) δ 7.54-7.33 (m, 6H), 7.32-7.11 (m, 3H), 3.77 (s, 2H), 3.65 (sept, $J=6.9$ Hz, 1H), 3.15 (m, 2H), 3.09-2.99 (m, 4H), 2.96 (m, 2H), 2.47 (dd, $J=4.9, 8.8$ Hz, 2H), 1.39 (d, $J=6.9$ Hz, 9H); MS (LC/MS, $\text{M}+\text{H}^+$): m/z 321.2.



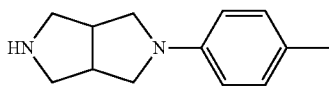
Example 50: Preparation of 2-(o-tolyl)octahydropyrrolo[3,4-c]pyrrole

[0631] To a solution of tert-butyl 5-(o-tolyl)hexahydropyrrolo[3,4-c]pyrrole-2(1H)-carboxylate (0.490 g, 1.62 mmol, 1 eq.) in dichloromethane (4 mL) at 0°C . was added trifluoroacetic acid (2 mL). The reaction was allowed to stir at 22°C . for 30 minutes before being diluted with MeOH and concentrated in vacuo to afford the product as a TFA salt. The salt was then suspended in sat. NaHCO_3 solution and the free based product was extracted with methylene chloride (3×15 mL). The combined organic layers were dried over Na_2SO_4 , filtered and concentration in vacuo to afford the product as a free base: MS (LC/MS, $\text{M}+\text{H}^+$): m/z 203.2.



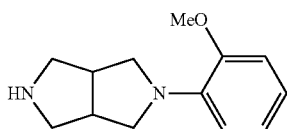
Example 51: Preparation of 2-(m-tolyl)octahydropyrrolo[3,4-c]pyrrole

[0632] The title compound was prepared according to the procedure for 2-(o-tolyl)octahydropyrrolo[3,4-c]pyrrole, except tert-butyl 5-(m-tolyl)hexahydropyrrolo[3,4-c]pyrrole-2(1H)-carboxylate was substituted for tert-butyl 5-(m-tolyl)hexahydropyrrolo[3,4-c]pyrrole-2(1H)-carboxylate: MS (LC/MS, $\text{M}+\text{H}^+$): m/z 203.2.



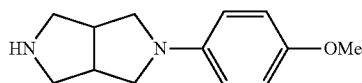
Example 52: Preparation of 2-(p-tolyl)octahydropyrrolo[3,4-c]pyrrole

[0633] The title compound was prepared according to the procedure for 2-(o-tolyl)octahydropyrrolo[3,4-c]pyrrole, except 5-(p-tolyl)hexahydropyrrolo[3,4-c]pyrrole-2(1H)-carboxylate was substituted for tert-butyl 5-(o-tolyl)hexahydropyrrolo[3,4-c]pyrrole-2(1H)-carboxylate: MS (LC/MS, M+H⁺): m/z 203.2



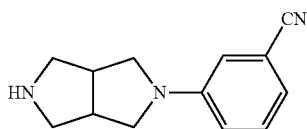
Example 53: Preparation of 2-(2-methoxyphenyl)octahydropyrrolo[3,4-c]pyrrole

[0634] The title compound was prepared according to the procedure for 2-(o-tolyl)octahydropyrrolo[3,4-c]pyrrole, except tert-butyl 5-(2-methoxyphenyl)hexahydropyrrolo[3,4-c]pyrrole-2(1H)-carboxylate was substituted for tert-butyl 5-(o-tolyl)hexahydropyrrolo[3,4-c]pyrrole-2(1H)-carboxylate: MS (LC/MS M+H⁺): m/z 219.2



Example 54: Preparation of 2-(4-methoxyphenyl)octahydropyrrolo[3,4-c]pyrrole

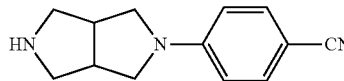
[0635] The title compound was prepared according to the procedure for 2-(o-tolyl)octahydropyrrolo[3,4-c]pyrrole, except tert-butyl 5-(4-methoxyphenyl)hexahydropyrrolo[3,4-c]pyrrole-2(1H)-carboxylate was substituted for tert-butyl 5-(o-tolyl)hexahydropyrrolo[3,4-c]pyrrole-2(1H)-carboxylate: MS (LC/MS, M+H⁺): m/z 219.2.



Example 55: Preparation of 3-(hexahydropyrrolo[3,4-c]pyrrol-2(1H)-yl)benzonitrile

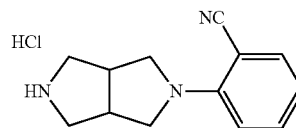
[0636] The title compound was prepared according to the procedure for 2-(o-tolyl)octahydropyrrolo[3,4-c]pyrrole, except tert-butyl 5-(3-cyanophenyl)hexahydropyrrolo[3,4-c]pyrrole-2(1H)-carboxylate was substituted for tert-butyl

5-(o-tolyl)hexahydropyrrolo[3,4-c]pyrrole-2(1H)-carboxylate: MS (LC/MS, M+H⁺): m/z 214.2



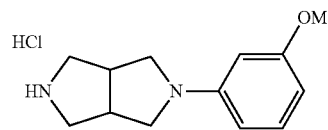
Example 56: Preparation of 4-(hexahydropyrrolo[3,4-c]pyrrol-2(1H)-yl)benzonitrile

[0637] The title compound was prepared according to the procedure for 2-(o-tolyl)octahydropyrrolo[3,4-c]pyrrole, except tert-butyl 5-(4-cyanophenyl)hexahydropyrrolo[3,4-c]pyrrole-2(1H)-carboxylate was substituted for tert-butyl 5-(o-tolyl)hexahydropyrrolo[3,4-c]pyrrole-2(1H)-carboxylate: MS (LC/MS, M+H⁺): m/z 214.2.



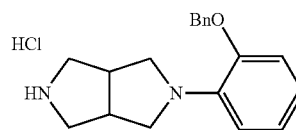
Example 57: Preparation of 2-(hexahydropyrrolo[3,4-c]pyrrol-2(1H)-yl)benzonitrile hydrochloride

[0638] To a solution of tert-butyl 5-(2-cyanophenyl)hexahydropyrrolo[3,4-c]pyrrole-2(1H)-carboxylate (0.408 g, 1.30 mmol, 1 eq.) in MeOH (1 mL) at 0° C. was added 1M methanolic HCl (3 mL). The reaction was allowed to stir at 22° C. overnight before being diluted with MeOH and concentrated in vacuo to afford the product as a HCl salt. MS (LC/MS, M+H⁺): m/z 214.2.



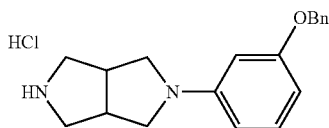
Example 58: Preparation of 2-(3-methoxyphenyl)octahydropyrrolo[3,4-c]pyrrole hydrochloride

[0639] The title compound was prepared according to the procedure for 2-(hexahydropyrrolo[3,4-c]pyrrol-2(1H)-yl)benzonitrile hydrochloride, except tert-butyl 5-(3-methoxyphenyl)hexahydropyrrolo[3,4-c]pyrrole-2(1H)-carboxylate was substituted for tert-butyl 5-(2-cyanophenyl)hexahydropyrrolo[3,4-c]pyrrole-2(1H)-carboxylate: MS (LC/MS, M+H⁺): m/z 219.2.



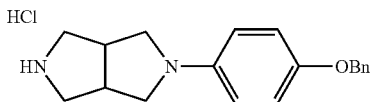
Example 59: Preparation of 2-(2-(benzyloxy)phenyl)octahydropyrrolo[3,4-c]pyrrole hydrochloride

[0640] The title compound was prepared according to the procedure for 2-(hexahydropyrrolo[3,4-c]pyrrol-2(1H)-yl)benzotrile hydrochloride, except tert-butyl 5-(2-(benzyloxy)phenyl)hexahydropyrrolo[3,4-c]pyrrole-2(1H)-carboxylate was substituted for tert-butyl 5-(2-cyanophenyl)hexahydropyrrolo[3,4-c]pyrrole-2(1H)-carboxylate: MS (LC/MS, M+H⁺): m/z 295.2.



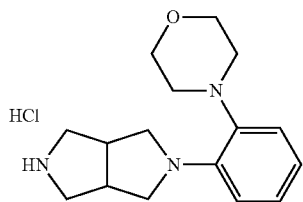
Example 60: Preparation of 2-(3-(benzyloxy)phenyl)octahydropyrrolo[3,4-c]pyrrole hydrochloride

[0641] The title compound was prepared according to the procedure for 2-(hexahydropyrrolo[3,4-c]pyrrol-2(1H)-yl)benzotrile hydrochloride, except tert-butyl 5-(3-(benzyloxy)phenyl)hexahydropyrrolo[3,4-c]pyrrole-2(1H)-carboxylate was substituted for tert-butyl 5-(2-cyanophenyl)hexahydropyrrolo[3,4-c]pyrrole-2(1H)-carboxylate: MS (LC/MS, M+H⁺): m/z 295.2.



Example 61: Preparation of 2-(4-(benzyloxy)phenyl)octahydropyrrolo[3,4-c]pyrrole hydrochloride

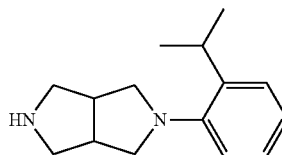
[0642] The title compound was prepared according to the procedure for 2-(hexahydropyrrolo[3,4-c]pyrrol-2(1H)-yl)benzotrile hydrochloride, except tert-butyl 5-(4-(benzyloxy)phenyl)hexahydropyrrolo[3,4-c]pyrrole-2(1H)-carboxylate was substituted for tert-butyl 5-(2-cyanophenyl)hexahydropyrrolo[3,4-c]pyrrole-2(1H)-carboxylate: MS (LC/MS, M+H⁺): m/z 295.2.



Example 62: Preparation of 4-(2-(hexahydropyrrolo[3,4-c]pyrrol-2(1H)-yl)phenyl)morpholine hydrochloride

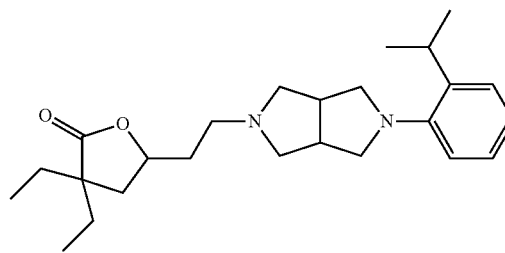
[0643] The title compound was prepared according to the procedure for 2-(hexahydropyrrolo[3,4-c]pyrrol-2(1H)-yl)benzotrile hydrochloride, except tert-butyl 5-(2-mor-

pholinophenyl)hexahydropyrrolo[3,4-c]pyrrole-2(1H)-carboxylate was substituted for tert-butyl 5-(2-cyanophenyl)hexahydropyrrolo[3,4-c]pyrrole-2(1H)-carboxylate: MS (LC/MS, M+H⁺): m/z 274.2.



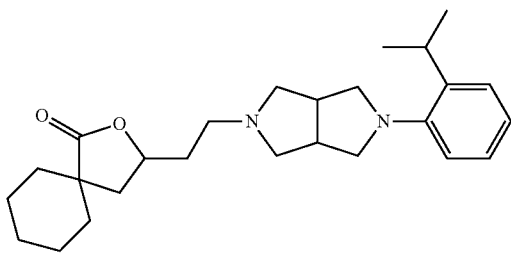
Example 63: Preparation of 2-(2-isopropylphenyl)octahydropyrrolo[3,4-c]pyrrole

[0644] To a dry round bottom flask, 0.04 g of 10% Pd/C (20% wt) was added and wet with a small amount of ethyl acetate. Following, a solution of 2-benzyl-5-(2-isopropylphenyl)octahydropyrrolo[3,4-c]pyrrole (0.20 g, 0.624 mmol, 1 eq.) in MeOH (2.1 mL) was added slowly to the Pd/C containing round bottom flask. This system was then flushed 3× with H₂, using a balloon filled with H₂. The reaction was allowed to stir under 1 atm H₂ for 5 days at room temperature. The Pd/C was removed via filtration through a plug of Celite. The filtrate was concentrated in vacuo to afford a crude oil of 2-(2-isopropylphenyl)octahydropyrrolo[3,4-c]pyrrole which was used in the next step without further purification. MS (LC/MS, M+H⁺): m/z 231.2.



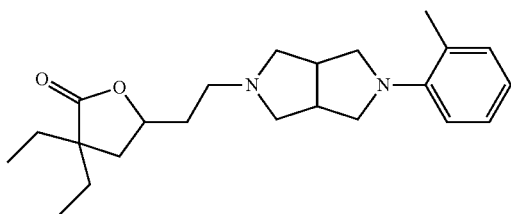
Example 64: Preparation of 3,3-diethyl-5-(2-(5-(2-isopropylphenyl)hexahydropyrrolo[3,4-c]pyrrol-2(1H)-yl)ethyl)dihydrofuran-2(3H)-one

[0645] The title compound was prepared according to the procedure for 3,3-diethyl-5-(2-(6-phenyl-2,6-diazaspiro[3.3]heptan-2-yl)ethyl)dihydrofuran-2(3H)-one, except 2-(2-isopropylphenyl)octahydropyrrolo[3,4-c]pyrrole was substituted for 2-phenyl-2,6-diazaspiro[3.3]heptane trifluoroacetate: ¹H NMR (400 MHz, CDCl₃) δ 7.18 (dd, J=1.5, 7.4 Hz, 1H), 7.10-6.90 (m, 3H), 4.43 (m, 1H), 3.38 (sept, J=6.9 Hz, 1H), 3.01-2.84 (m, 4H), 2.83-2.66 (m, 4H), 2.52 (t, J=6.8 Hz, 2H), 2.19 (m, 2H), 2.06 (dd, J=6.8, 13.1 Hz, 1H), 1.91-1.67 (m, 3H), 1.63-1.44 (m, 4H), 1.15 (d, J=6.9 Hz, 6H), 0.86 (dt, J=7.3, 19.3 Hz, 6H); MS (LC/MS, M+H⁺): m/z 399.2.



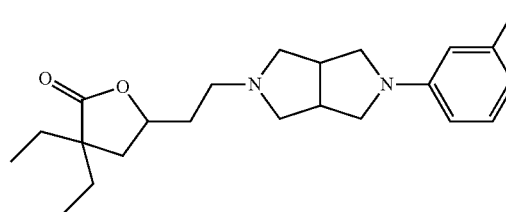
Example 65: Preparation of 3-(2-(5-(2-isopropylphenyl)hexahydropyrrolo[3,4-c]pyrrol-2(1H)-yl)ethyl)-2-oxaspiro[4.5]decan-1-one

[0646] The title compound was prepared according to the procedure for 3,3-diethyl-5-(2-(6-phenyl-2,6-diazaspiro[3.3]heptan-2-yl)ethyl)dihydrofuran-2(3H)-one, except 3-(2-bromoethyl)-2-oxaspiro[4.5]decan-1-one was substituted for 5-(2-bromoethyl)-3,3-diethyl-dihydrofuran-2(3H)-one and 2-(2-isopropylphenyl)octahydropyrrolo[3,4-c]pyrrole was substituted for 2-phenyl-2,6-diazaspiro[3.3]heptane trifluoroacetate: ^1H NMR (400 MHz, CDCl_3) δ 7.18 (dd, $J=1.5$, 7.0 Hz, 1H), 7.09-6.94 (m, 3H), 4.44 (m, 1H), 3.37 (sept, $J=6.8$ Hz, 1H), 2.99-2.83 (m, 4H), 2.82-2.66 (m, 4H), 2.52 (t, $J=7.2$ Hz, 2H), 2.32 (dd, $J=6.3$, 12.7 Hz, 1H), 2.24-2.12 (m, 2H), 1.93-1.81 (m, 1H), 1.80-1.46 (m, 8H), 1.46-1.37 (m, 1H), 1.37-1.04 (m, 9H) MS (LC/MS, $\text{M}+\text{H}^+$): m/z 411.2.



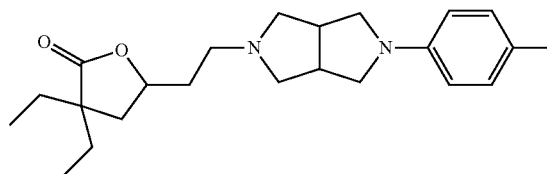
Example 66: Preparation of 3,3-diethyl-5-(2-(5-(o-tolyl)hexahydropyrrolo[3,4-c]pyrrol-2(1H)-yl)ethyl)dihydrofuran-2(3H)-one

[0647] A mixture of 5-(2-bromoethyl)-3,3-diethyl-dihydrofuran-2(3H)-one (0.075 g, 0.301 mmol, 1 eq.), acetonitrile (3 mL), 2-(o-tolyl)octahydropyrrolo[3,4-c]pyrrole (0.073 g, 0.361 mmol, 1.2 eq.) and N,N -diisopropylethyl amine (0.116 g, 0.903 mmol, 3 eq.) was microwaved at 120°C . for 4 hrs. The resulting solution was concentrated in vacuo to give a crude residue that was first purified by column chromatography (methanol/dichloromethane, 0% 10%). ^1H NMR (400 MHz, CDCl_3) δ 7.15 (m, 2H), 6.96 (m, 2H), 4.50 (m, 1H), 3.08-2.92 (m, 6H), 2.86 (b, 2H), 2.60 (t, $J=6.9$ Hz, 2H), 2.37-2.24 (m, 5H), 2.14 (dd, $J=6.7$, 13.0 Hz, 1H), 1.99-1.75 (m, 3H), 1.64 (m, 4H), 0.94 (dt, $J=7.4$, 18.1 Hz, 6H); MS (LC/MS, $\text{M}+\text{H}^+$): m/z 371.2.



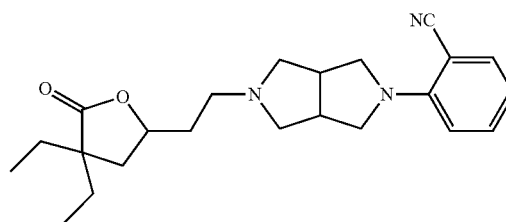
Example 67: Preparation of 3,3-diethyl-5-(2-(5-(m-tolyl)hexahydropyrrolo[3,4-c]pyrrol-2(1H)-yl)ethyl)dihydrofuran-2(3H)-one

[0648] The title compound was prepared according to the procedure for 3,3-diethyl-5-(2-(5-(o-tolyl)hexahydropyrrolo[3,4-c]pyrrol-2(1H)-yl)ethyl)dihydrofuran-2(3H)-one, except 2-(m-tolyl)octahydropyrrolo[3,4-c]pyrrole was substituted for 2-(o-tolyl)octahydropyrrolo[3,4-c]pyrrole: ^1H NMR (400 MHz, CDCl_3) δ 7.13 (t, $J=8.0$ Hz, 1H), 6.58 (d, $J=7.4$ Hz, 1H), 6.53-6.45 (m, 2H), 4.47 (m, 1H), 3.37 (m, 2H), 3.18 (dt, $J=2.8$, 9.4 Hz, 2H), 2.95 (b, 2H), 2.86 (m, 2H), 2.59 (t, $J=7.0$ Hz, 2H), 2.41 (dd, $J=4.0$, 8.9 Hz, 2H), 2.33 (s, 3H), 2.12 (dd, $J=6.6$, 13.0 Hz, 1H), 1.97-1.73 (m, 3H), 1.62 (q, $J=7.5$ Hz, 4H), 0.92 (dt, $J=7.5$, 14.8 Hz, 6H); MS (LC/MS, $\text{M}+\text{H}^+$): m/z 371.2.



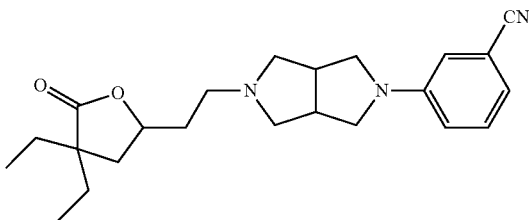
Example 68: Preparation of 3,3-diethyl-5-(2-(5-(p-tolyl)hexahydropyrrolo[3,4-c]pyrrol-2(1H)-yl)ethyl)dihydrofuran-2(3H)-one

[0649] The title compound was prepared according to the procedure for 3,3-diethyl-5-(2-(5-(o-tolyl)hexahydropyrrolo[3,4-c]pyrrol-2(1H)-yl)ethyl)dihydrofuran-2(3H)-one, except 2-(p-tolyl)octahydropyrrolo[3,4-c]pyrrole was substituted for 2-(o-tolyl)octahydropyrrolo[3,4-c]pyrrole: ^1H NMR (400 MHz, CDCl_3) δ 6.89 (d, $J=8.4$ Hz, 2H), 6.45 (d, $J=8.4$ Hz, 2H), 4.32 (m, 1H), 3.17 (m, 2H), 2.99 (dt, $J=3.0$, 9.2 Hz, 2H), 2.78 (b, 2H), 2.70 (m, 2H), 2.42 (t, $J=6.9$ Hz, 2H), 2.42 (dd, $J=4.0$, 8.8 Hz, 2H), 2.11 (s, 3H), 2.97 (dd, $J=6.8$, 13.0 Hz, 1H), 1.81-1.57 (m, 3H), 1.45 (q, $J=7.2$ Hz, 4H), 0.76 (dt, $J=7.5$, 14.7 Hz, 6H); MS (LC/MS, $\text{M}+\text{H}^+$): m/z 371.2.



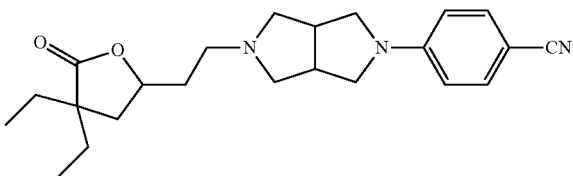
Example 69: Preparation of 2-(5-(2-(4,4-diethyl-5-oxotetrahydrofuran-2-yl)ethyl)hexahydropyrrolo[3,4-c]pyrrol-2(1H)-yl)benzotrile

[0650] The title compound was prepared according to the procedure for 3,3-diethyl-5-(2-(5-(o-tolyl)hexahydropyrrolo[3,4-c]pyrrol-2(1H)-yl)ethyl)dihydrofuran-2(3H)-one, except 2-(hexahydropyrrolo[3,4-c]pyrrol-2(1H)-yl)benzotrile hydrochloride was substituted for 2-(o-tolyl)octahydropyrrolo[3,4-c]pyrrole: ¹H NMR (400 MHz, CDCl₃) δ7.45 (dd, J=1.5, 7.6 Hz, 1H), 7.36 (m, 1H), 6.81-6.68 (m, 2H), 4.45 (m, 1H), 3.62 (m, 2H), 3.45 (td, J=2.0, 8.6 Hz, 2H), 2.92 (b, 2H), 2.74 (m, 2H), 2.63-2.53 (m, 2H), 2.52-2.46 (m, 2H), 2.11 (dd, J=6.8, 13.0 Hz, 1H), 1.94-1.70 (m, 3H), 1.58 (qd, J=2.6, 7.4 Hz, 4H), 0.88 (dt, J=7.3, 14.8 Hz, 6H); MS (LC/MS, M+H⁺): m/z 382.2.



Example 70: Preparation of 3-(5-(2-(4,4-diethyl-5-oxotetrahydrofuran-2-yl)ethyl)hexahydropyrrolo[3,4-c]pyrrol-2(1H)-yl)benzotrile

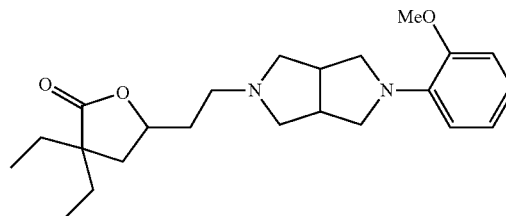
[0651] The title compound was prepared according to the procedure for 3,3-diethyl-5-(2-(5-(o-tolyl)hexahydropyrrolo[3,4-c]pyrrol-2(1H)-yl)ethyl)dihydrofuran-2(3H)-one, except 3-(hexahydropyrrolo[3,4-c]pyrrol-2(1H)-yl)benzotrile was substituted for 2-(o-tolyl)octahydropyrrolo[3,4-c]pyrrole: ¹H NMR (400 MHz, CDCl₃) δ7.26 (m, 1H), 6.95 (d, J=7.5 Hz, 1H), 6.82-6.75 (m, 2H), 4.44 (m, 1H), 3.44 (t, J=8.7 Hz, 2H), 3.15 (dt, J=3.8, 9.4 Hz, 2H), 2.98 (b, 2H), 2.73 (m, 2H), 2.57 (t, J=7.0 Hz, 2H), 2.50 (dd, J=3.1, 9.1 Hz, 2H), 2.10 (dd, J=6.8, 12.9 Hz, 1H), 1.94-1.70 (m, 3H), 1.59 (q, J=7.3 Hz, 4H), 0.89 (dt, J=5.4, 14.9 Hz, 6H); MS (LC/MS, M+H⁺): m/z 382.2.



Example 71: Preparation of 4-(5-(2-(4,4-diethyl-5-oxotetrahydrofuran-2-yl)ethyl)hexahydropyrrolo[3,4-c]pyrrol-2(1H)-yl)benzotrile

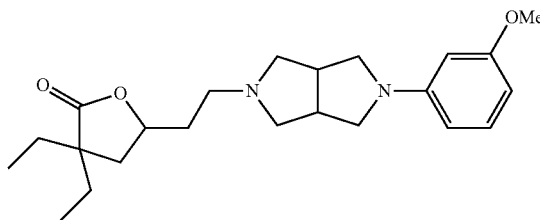
[0652] The title compound was prepared according to the procedure for 3,3-diethyl-5-(2-(5-(o-tolyl)hexahydropyrrolo[3,4-c]pyrrol-2(1H)-yl)ethyl)dihydrofuran-2(3H)-one, except 4-(hexahydropyrrolo[3,4-c]pyrrol-2(1H)-yl)benzotrile was substituted for 2-(o-tolyl)octahydropyrrolo[3,4-c]pyrrole: ¹H NMR (400 MHz, CDCl₃) δ7.44 (d, J=8.9 Hz,

2H), 6.54 (d, J=8.7 Hz, 2H), 4.44 (m, 1H), 3.55 (t, J=9.0 Hz, 2H), 3.23 (dt, J=3.6, 9.9 Hz, 2H), 3.00 (b, 2H), 2.72 (m, 2H), 2.64-2.50 (m, 4H), 2.10 (dd, J=6.7, 13.1 Hz, 1H), 1.94-1.71 (m, 3H), 1.59 (q, J=7.5 Hz, 4H), 0.89 (dt, J=5.1, 14.9 Hz, 6H); MS (LC/MS, M+H⁺): m/z 382.2.



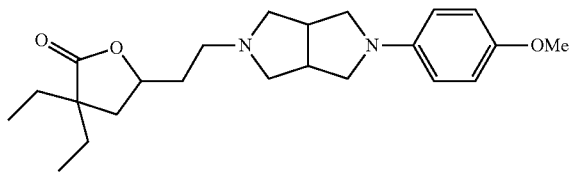
Example 72: Preparation of 3,3-diethyl-5-(2-(5-(2-methoxyphenyl)hexahydropyrrolo[3,4-c]pyrrol-2(1H)-yl)ethyl)dihydrofuran-2(3H)-one

[0653] The title compound was prepared according to the procedure for 3,3-diethyl-5-(2-(5-(o-tolyl)hexahydropyrrolo[3,4-c]pyrrol-2(1H)-yl)ethyl)dihydrofuran-2(3H)-one, except 2-(2-methoxyphenyl)octahydropyrrolo[3,4-c]pyrrole was substituted for 2-(o-tolyl)octahydropyrrolo[3,4-c]pyrrole: ¹H NMR (400 MHz, CDCl₃) δ6.83-6.61 (m, 4H), 4.34 (m, 1H), 3.71 (s, 3H), 3.23 (q, J=7.5 Hz, 2H), 2.86 (m, 2H), 2.72 (b, 2H), 2.58 (b, 2H), 2.44 (m, 2H), 2.31 (dt, J=3.2, 8.8 Hz, 2H), 1.98 (dd, J=6.8, 13.1 Hz, 1H), 1.84-1.73 (m, 1H), 1.73-1.58 (m, 2H), 1.47 (qd, J=1.5, 7.5 Hz, 4H), 0.77 (dt, J=7.3, 15.8 Hz, 6H); MS (LC/MS, M+H⁺): m/z 387.2.



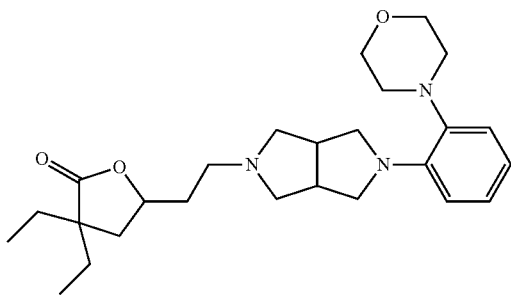
Example 73: Preparation of 3,3-diethyl-5-(2-(5-(3-methoxyphenyl)hexahydropyrrolo[3,4-c]pyrrol-2(1H)-yl)ethyl)dihydrofuran-2(3H)-one

[0654] The title compound was prepared according to the procedure for 3,3-diethyl-5-(2-(5-(o-tolyl)hexahydropyrrolo[3,4-c]pyrrol-2(1H)-yl)ethyl)dihydrofuran-2(3H)-one, except 2-(3-methoxyphenyl)octahydropyrrolo[3,4-c]pyrrole was substituted for 2-(o-tolyl)octahydropyrrolo[3,4-c]pyrrole: ¹H NMR (400 MHz, CDCl₃) δ7.14 (t, J=8.2 Hz, 1H), 6.30 (m, 2H), 6.20 (t, J=2.2 Hz, 1H), 4.46 (m, 1H), 3.79 (s, 3H), 3.38 (t, J=8.2 Hz, 2H), 3.17 (dt, J=3.0, 9.5 Hz, 2H), 2.94 (b, 2H), 2.86-2.77 (m, 2H), 2.57 (t, J=7.1 Hz, 2H), 2.42 (dd, J=3.9, 9.0 Hz, 2H), 2.11 (dd, J=6.8, 13.0 Hz, 1H), 1.95-1.72 (m, 3H), 1.61 (qd, J=1.5, 7.5 Hz, 4H), 0.91 (dt, J=7.4, 14.8 Hz, 6H); MS (LC/MS, M+H⁺): m/z 387.2.



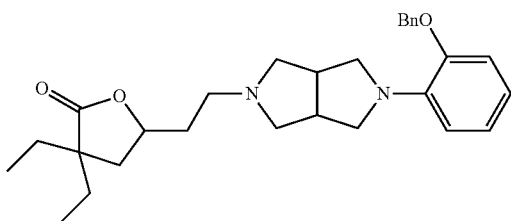
Example 74: Preparation of 3,3-diethyl-5-(2-(5-(4-methoxyphenyl)hexahydropyrrolo[3,4-c]pyrrol-2(1H)-yl)ethyl)dihydrofuran-2(3H)-one

[0655] The title compound was prepared according to the procedure for 3,3-diethyl-5-(2-(5-(*o*-tolyl)hexahydropyrrolo[3,4-c]pyrrol-2(1H)-yl)ethyl)dihydrofuran-2(3H)-one, except 2-(4-methoxyphenyl)octahydropyrrolo[3,4-c]pyrrole was substituted for 2-(*o*-tolyl)octahydropyrrolo[3,4-c]pyrrole: $^1\text{H NMR}$ (400 MHz, CDCl_3) δ 6.83 (d, $J=9.0$ Hz, 2H), 6.65 (d, $J=9.0$ Hz, 2H), 4.46 (m, 1H), 3.76 (s, 3H), 3.28 (m, 2H), 3.10 (dt, $J=3.2, 9.1$ Hz, 2H), 2.92 (b, 2H), 2.84 (b, 2H), 2.63-2.51 (m, 2H), 2.39 (dd, $J=4.0, 8.7$ Hz, 2H), 2.11 (dd, $J=6.8, 13.0$ Hz, 1H), 1.97-1.71 (m, 3H), 1.61 (qd, $J=1.3, 7.4$ Hz, 4H), 0.91 (dt, $J=7.3, 14.8$ Hz, 6H); MS (LC/MS, $\text{M}+\text{H}^+$): m/z 387.2.



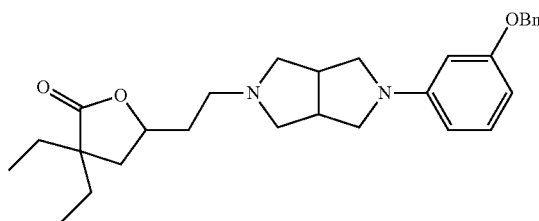
Example 75: Preparation of 3,3-diethyl-5-(2-(5-(2-morpholinophenyl)hexahydropyrrolo[3,4-c]pyrrol-2(1H)-yl)ethyl)dihydrofuran-2(3H)-one

[0656] The title compound was prepared according to the procedure for 3,3-diethyl-5-(2-(5-(*o*-tolyl)hexahydropyrrolo[3,4-c]pyrrol-2(1H)-yl)ethyl)dihydrofuran-2(3H)-one, except 4-(2-(hexahydropyrrolo[3,4-c]pyrrol-2(1H)-yl)phenyl)morpholine hydrochloride was substituted for 2-(*o*-tolyl)octahydropyrrolo[3,4-c]pyrrole: $^1\text{H NMR}$ (400 MHz, CDCl_3) δ 7.05-6.94 (m, 3H), 6.91-6.83 (m, 1H), 4.49 (m, 1H), 3.85 (t, $J=4.7$ Hz, 4H), 3.68-3.42 (m, 4H), 3.22-2.84 (m, 10H), 2.61 (b, 2H), 2.30 (b, 1H), 2.19 (dd, $J=6.7, 13.2$ Hz, 1H), 2.05-1.90 (m, 1H), 1.84 (dd, $J=9.3, 13.2$ Hz, 1H), 1.67-1.56 (m, 4H), 0.91 (dt, $J=7.3, 16.5$ Hz, 6H); MS (LC/MS, $\text{M}+\text{H}^+$): m/z 442.2.



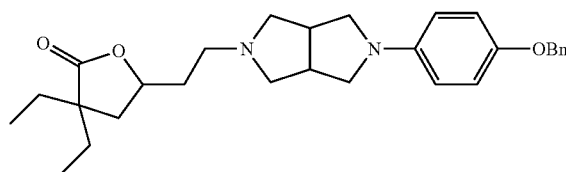
Example 76: Preparation of 5-(2-(5-(2-(benzyloxy)phenyl)hexahydropyrrolo[3,4-c]pyrrol-2(1H)-yl)ethyl)-3,3-diethyl-dihydrofuran-2(3H)-one

[0657] The title compound was prepared according to the procedure for 3,3-diethyl-5-(2-(5-(*o*-tolyl)hexahydropyrrolo[3,4-c]pyrrol-2(1H)-yl)ethyl)dihydrofuran-2(3H)-one, except 2-(2-(benzyloxy)phenyl)octahydropyrrolo[3,4-c]pyrrole hydrochloride was substituted for 2-(*o*-tolyl)octahydropyrrolo[3,4-c]pyrrole: $^1\text{H NMR}$ (400 MHz, CDCl_3) δ 7.46-7.29 (m, 5H), 7.01-6.86 (m, 3H), 6.81 (dd, $J=1.4, 7.7$ Hz, 1H), 5.03 (s, 2H), 4.43 (m, 1H), 3.61 (b, 2H), 3.36 (t, $J=10.6$ Hz, 2H), 3.17-2.97 (m, 3H), 2.91 (td, $J=5.3, 12.2$ Hz, 1H), 2.86-2.73 (m, 2H), 2.58-2.37 (m, 2H), 2.30 (m, 1H), 2.17 (dd, $J=6.7, 13.1$ Hz, 1H), 1.92-1.73 (m, 2H), 1.61 (q, $J=7.4$ Hz, 4H), 0.91 (dt, $J=7.0, 13.9$ Hz, 6H); MS (LC/MS, $\text{M}+\text{H}^+$): m/z 463.2.



Example 78: Preparation of 5-(2-(5-(3-(benzyloxy)phenyl)hexahydropyrrolo[3,4-c]pyrrol-2(1H)-yl)ethyl)-3,3-diethyl-dihydrofuran-2(3H)-one

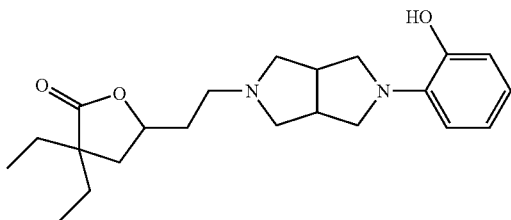
[0658] The title compound was prepared according to the procedure for 3,3-diethyl-5-(2-(5-(*o*-tolyl)hexahydropyrrolo[3,4-c]pyrrol-2(1H)-yl)ethyl)dihydrofuran-2(3H)-one, except 2-(3-(benzyloxy)phenyl)octahydropyrrolo[3,4-c]pyrrole hydrochloride was substituted for 2-(*o*-tolyl)octahydropyrrolo[3,4-c]pyrrole: $^1\text{H NMR}$ (400 MHz, CDCl_3) δ 7.39-7.33 (m, 2H), 7.33-7.26 (m, 2H), 7.26-7.20 (m, 1H), 7.05 (m, 1H), 6.29 (dd, $J=1.7, 8.1$ Hz, 1H), 6.24-6.18 (m, 2H), 4.96 (s, 2H), 4.37 (m, 1H), 3.28 (m, 2H), 3.08 (dt, $J=2.9, 9.3$ Hz, 2H), 2.93-2.81 (m, 2H), 2.81-2.69 (m, 2H), 2.50 (t, $J=7.2$ Hz, 2H), 2.33 (dd, $J=3.9, 8.9$ Hz, 2H), 2.02 (dd, $J=6.7, 13.0$ Hz, 1H), 1.87-1.63 (m, 3H), 1.52 (qd, $J=1.2, 7.4$ Hz, 4H), 0.82 (dt, $J=7.4, 14.9$ Hz, 6H); MS (LC/MS, $\text{M}+\text{H}^+$): m/z 463.2.



Example 79: Preparation of 5-(2-(5-(4-(benzyloxy)phenyl)hexahydropyrrolo[3,4-c]pyrrol-2(1H)-yl)ethyl)-3,3-diethyl-dihydrofuran-2(3H)-one

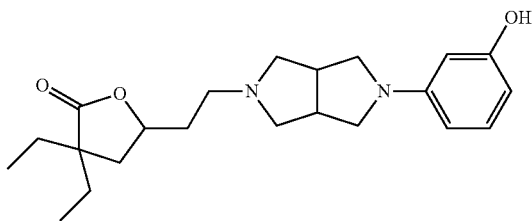
[0659] The title compound was prepared according to the procedure for 3,3-diethyl-5-(2-(5-(*o*-tolyl)hexahydropyrrolo[3,4-c]pyrrol-2(1H)-yl)ethyl)dihydrofuran-2(3H)-one,

except 2-(4-(benzyloxy)phenyl)octahydropyrrolo[3,4-c]pyrrole hydrochloride was substituted for 2-(*o*-tolyl)octahydropyrrolo[3,4-c]pyrrole: ¹H NMR (400 MHz, CDCl₃) δ7.37-7.31 (m, 2H), 7.31-7.25 (m, 2H), 7.24-7.18 (m, 1H), 6.81 (d, J=9.0 Hz, 2H), 6.55 (d, J=9.0 Hz, 2H), 4.92 (s, 2H), 4.37 (m, 1H), 3.19 (m, 2H), 3.01 (dt, J=3.1, 9.3 Hz, 2H), 2.89-2.80 (m, 2H), 2.80-2.70 (m, 2H), 2.48 (t, J=6.9 Hz, 2H), 2.29 (dd, J=3.9, 8.6 Hz, 2H), 2.02 (dd, J=6.7, 13.1 Hz, 1H), 1.87-1.62 (m, 3H), 1.52 (q, J=7.3 Hz, 4H), 0.82 (dt, J=7.5, 14.5 Hz, 6H); MS (LC/MS, M+H⁺): m/z 463.2.



Example 80: Preparation of 3,3-diethyl-5-(2-(5-(2-hydroxyphenyl)hexahydropyrrolo[3,4-c]pyrrol-2(1H)-yl)ethyl)dihydrofuran-2(3H)-one

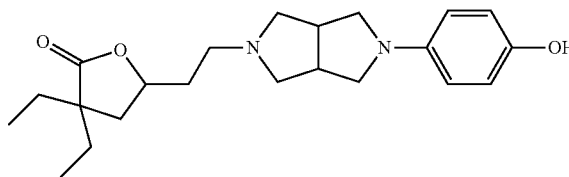
[0660] To a dry RBF, 0.013 g of 10% Pd/C (20% wt) was added and wet with a small amount of ethyl acetate. Following, a solution of 5-(2-(5-(2-(benzyloxy)phenyl)hexahydropyrrolo[3,4-c]pyrrol-2(1H)-yl)ethyl)-3,3-diethyl-dihydrofuran-2(3H)-one (0.065 g, 0.140 mmol, 1 eq.) in MeOH (1.5 mL) was added slowly to the Pd/C containing RBF. This system was then flushed 3x with H₂, using a balloon filled with H₂. The reaction was allowed to stir under 1 atm H₂ for overnight at room temperature. The Pd/C was removed via filtration through a plug of Celite. The filtrate was concentrated in vacuo to give a crude residue that was first purified by column chromatography (methanol/dichloromethane, 0% 10%). ¹H NMR (400 MHz, CDCl₃) δ7.13 (dd, J=1.3, 7.8 Hz, 1H), 7.05 (td, J=1.3, 7.7 Hz, 1H), 6.93 (dd, J=1.3, 8.1 Hz, 1H), 6.85 (td, J=1.4, 7.7 Hz, 1H), 4.52 (m, 1H), 3.12-3.00 (m, 2H), 2.98-2.74 (m, 6H), 2.65 (t, J=7.3 Hz, 2H), 2.58-2.46 (m, 2H), 2.16 (dd, J=6.7, 13.1 Hz, 1H), 2.00-1.76 (m, 3H), 1.64 (q, J=7.5 Hz, 4H), 0.95 (dt, J=7.4, 22.8 Hz, 6H); MS (LC/MS, M+H⁺): m/z 373.2.



Example 81: Preparation of 3,3-diethyl-5-(2-(5-(3-hydroxyphenyl)hexahydropyrrolo[3,4-c]pyrrol-2(1H)-yl)ethyl)dihydrofuran-2(3H)-one

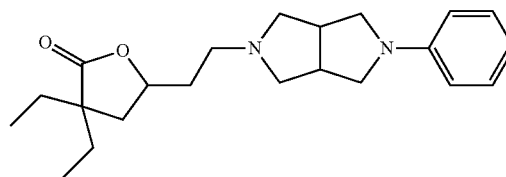
[0661] The title compound was prepared according to the procedure for 3,3-diethyl-5-(2-(5-(2-hydroxyphenyl)hexahydropyrrolo[3,4-c]pyrrol-2(1H)-yl)ethyl)dihydrofuran-2

(3H)-one, except 5-(2-(5-(3-(benzyloxy)phenyl)hexahydropyrrolo[3,4-c]pyrrol-2(1H)-yl)ethyl)-3,3-diethyl-dihydrofuran-2(3H)-one was substituted for 5-(2-(5-(2-(benzyloxy)phenyl)hexahydropyrrolo[3,4-c]pyrrol-2(1H)-yl)ethyl)-3,3-diethyl-dihydrofuran-2(3H)-one: ¹H NMR (400 MHz, CDCl₃) δ6.85 (t, J=8.1 Hz, 1H), 6.00 (td, J=1.8, 7.6 Hz, 2H), 5.91 (t, J=2.3 Hz, 1H), 4.24 (m, 1H), 3.18-3.05 (m, 2H), 2.97 (d, J=9.2 Hz, 2H), 2.83-2.64 (m, 4H), 2.44 (t, J=7.3 Hz, 2H), 2.25 (m, 2H), 1.91 (dd, J=6.7, 13.1 Hz, 1H), 1.77-1.53 (m, 3H), 1.40 (q, J=7.4 Hz, 4H), 0.70 (dt, J=7.4, 15.6 Hz, 6H); MS (LC/MS, M+H⁺): m/z 373.2.



Example 82: Preparation of 3,3-diethyl-5-(2-(5-(4-hydroxyphenyl)hexahydropyrrolo[3,4-c]pyrrol-2(1H)-yl)ethyl)dihydrofuran-2(3H)-one trifluoroacetate

[0662] The title compound was prepared according to the procedure for 3,3-diethyl-5-(2-(5-(2-hydroxyphenyl)hexahydropyrrolo[3,4-c]pyrrol-2(1H)-yl)ethyl)dihydrofuran-2(3H)-one, except 5-(2-(5-(4-(benzyloxy)phenyl)hexahydropyrrolo[3,4-c]pyrrol-2(1H)-yl)ethyl)-3,3-diethyl-dihydrofuran-2(3H)-one was substituted for 5-(2-(5-(2-(benzyloxy)phenyl)hexahydropyrrolo[3,4-c]pyrrol-2(1H)-yl)ethyl)-3,3-diethyl-dihydrofuran-2(3H)-one and the reaction time was extended to 3 days. A second purification was need via column chromatography on a C18 column. (acetonitrile/H₂O, 0%-100%, w/0.1% TFA): ¹H NMR (400 MHz, MeOD) δ6.78-6.67 (m, 4H), 4.54 (m, 1H), 3.69 (b, 2H), 3.45 (dd, J=7.2, 9.6 Hz, 2H), 3.40-3.09 (m, 6H), 2.98 (m, 2H), 2.28 (dd, J=6.7, 13.2 Hz, 1H), 2.20-1.97 (m, 2H), 1.91 (dd, J=9.4, 13.2 Hz, 1H), 1.74-1.52 (m, 4H), 0.94 (dt, J=5.0, 14.9 Hz, 6H); MS (LC/MS, M+H⁺): m/z 373.2.



Example 83: Preparation of 3,3-diethyl-5-(2-(5-phenyl)hexahydropyrrolo[3,4-c]pyrrol-2(1H)-yl)ethyl)dihydrofuran-2(3H)-one

[0663] The title compound was prepared according to the procedure for 3,3-diethyl-5-(2-(6-phenyl-2,6-diazaspiro[3.3]heptan-2-yl)ethyl)dihydrofuran-2(3H)-one, except 2-phenyloctahydropyrrolo[3,4-c]pyrrole dihydrochloride was substituted for 2-phenyl-2,6-diazaspiro[3.3]heptane trifluoroacetate: ¹H NMR (400 MHz, CDCl₃) δ7.14 (m, 2H), 6.64

(t, J=7.2 Hz, 1H), 6.57 (d, J=8.5 Hz, 2H), 4.37 (m, 1H), 3.29 (t, J=8.1 Hz, 2H), 3.08 (dt, J=2.7, 9.3 Hz, 2H), 2.92-2.79 (b, 2H), 2.78-2.65 (m, 2H), 2.47 (t, J=6.9 Hz, 2H), 2.32 (dd, J=4.0, 8.9 Hz, 2H), 2.02 (dd, J=6.7, 13.1 Hz, 1H), 1.87-1.61 (m, 3H), 1.51 (q, J=7.3 Hz, 4H), 0.81 (dt, J=7.5, 13.9 Hz, 6H); MS (LC/MS, M+H⁺): m/z 357.2

[0664] Formulations

[0665] The present invention also relates to compositions or formulations which comprise the 5-hydroxytryptamine receptor 7 activity modulators according to the present invention. In general, the compositions of the present invention comprise an effective amount of one or more compounds of the disclosure and salts thereof according to the present invention which are effective for providing modulation of 5-hydroxytryptamine receptor 7 activity; and one or more excipients.

[0666] For the purposes of the present invention the term “excipient” and “carrier” are used interchangeably throughout the description of the present invention and said terms are defined herein as, “ingredients which are used in the practice of formulating a safe and effective pharmaceutical composition.”

[0667] The formulator will understand that excipients are used primarily to serve in delivering a safe, stable, and functional pharmaceutical, serving not only as part of the overall vehicle for delivery but also as a means for achieving effective absorption by the recipient of the active ingredient. An excipient may fill a role as simple and direct as being an inert filler, or an excipient as used herein may be part of a pH stabilizing system or coating to insure delivery of the ingredients safely to the stomach. The formulator can also take advantage of the fact the compounds of the present invention have improved cellular potency, pharmacokinetic properties, as well as improved oral bioavailability.

[0668] The present teachings also provide pharmaceutical compositions that include at least one compound described herein and one or more pharmaceutically acceptable carriers, excipients, or diluents. Examples of such carriers are well known to those skilled in the art and can be prepared in accordance with acceptable pharmaceutical procedures, such as, for example, those described in *Remington's Pharmaceutical Sciences*, 17th edition, ed. Alfonso R. Gennaro, Mack Publishing Company, Easton, Pa. (1985), the entire disclosure of which is incorporated by reference herein for all purposes. As used herein, “pharmaceutically acceptable” refers to a substance that is acceptable for use in pharmaceutical applications from a toxicological perspective and does not adversely interact with the active ingredient. Accordingly, pharmaceutically acceptable carriers are those that are compatible with the other ingredients in the formulation and are biologically acceptable. Supplementary active ingredients can also be incorporated into the pharmaceutical compositions.

[0669] Compounds of the present teachings can be administered orally or parenterally, neat or in combination with conventional pharmaceutical carriers. Applicable solid carriers can include one or more substances which can also act as flavoring agents, lubricants, solubilizers, suspending agents, fillers, glidants, compression aids, binders or tablet-disintegrating agents, or encapsulating materials. The compounds can be formulated in conventional manner, for example, in a manner similar to that used for known 5-hydroxytryptamine receptor 7 activity modulators. Oral formulations containing a compound disclosed herein can

comprise any conventionally used oral form, including tablets, capsules, buccal forms, troches, lozenges and oral liquids, suspensions or solutions. In powders, the carrier can be a finely divided solid, which is an admixture with a finely divided compound. In tablets, a compound disclosed herein can be mixed with a carrier having the necessary compression properties in suitable proportions and compacted in the shape and size desired. The powders and tablets can contain up to 99% of the compound.

[0670] Capsules can contain mixtures of one or more compound(s) disclosed herein with inert filler(s) and/or diluent(s) such as pharmaceutically acceptable starches (e.g., corn, potato or tapioca starch), sugars, artificial sweetening agents, powdered celluloses (e.g., crystalline and microcrystalline celluloses), flours, gelatins, gums, and the like.

[0671] Useful tablet formulations can be made by conventional compression, wet granulation or dry granulation methods and utilize pharmaceutically acceptable diluents, binding agents, lubricants, disintegrants, surface modifying agents (including surfactants), suspending or stabilizing agents, including, but not limited to, magnesium stearate, stearic acid, sodium lauryl sulfate, talc, sugars, lactose, dextrin, starch, gelatin, cellulose, methyl cellulose, microcrystalline cellulose, sodium carboxymethyl cellulose, carboxymethylcellulose calcium, polyvinylpyrrolidone, alginic acid, acacia gum, xanthan gum, sodium citrate, complex silicates, calcium carbonate, glycine, sucrose, sorbitol, dicalcium phosphate, calcium sulfate, lactose, kaolin, mannitol, sodium chloride, low melting waxes, and ion exchange resins. Surface modifying agents include nonionic and anionic surface modifying agents. Representative examples of surface modifying agents include, but are not limited to, poloxamer 188, benzalkonium chloride, calcium stearate, cetostearyl alcohol, cetomacrogol emulsifying wax, sorbitan esters, colloidal silicon dioxide, phosphates, sodium dodecylsulfate, magnesium aluminum silicate, and triethanolamine. Oral formulations herein can utilize standard delay or time-release formulations to alter the absorption of the compound(s). The oral formulation can also consist of administering a compound disclosed herein in water or fruit juice, containing appropriate solubilizers or emulsifiers as needed.

[0672] Liquid carriers can be used in preparing solutions, suspensions, emulsions, syrups, elixirs, and for inhaled delivery. A compound of the present teachings can be dissolved or suspended in a pharmaceutically acceptable liquid carrier such as water, an organic solvent, or a mixture of both, or a pharmaceutically acceptable oils or fats. The liquid carrier can contain other suitable pharmaceutical additives such as solubilizers, emulsifiers, buffers, preservatives, sweeteners, flavoring agents, suspending agents, thickening agents, colors, viscosity regulators, stabilizers, and osmo-regulators. Examples of liquid carriers for oral and parenteral administration include, but are not limited to, water (particularly containing additives as described herein, e.g., cellulose derivatives such as a sodium carboxymethyl cellulose solution), alcohols (including monohydric alcohols and polyhydric alcohols, e.g., glycols) and their derivatives, and oils (e.g., fractionated coconut oil and *arachis* oil). For parenteral administration, the carrier can be an oily ester such as ethyl oleate and isopropyl myristate. Sterile liquid carriers are used in sterile liquid form compositions for parenteral administration. The liquid carrier for pressurized

compositions can be halogenated hydrocarbon or other pharmaceutically acceptable propellants.

[0673] Liquid pharmaceutical compositions, which are sterile solutions or suspensions, can be utilized by, for example, intramuscular, intraperitoneal or subcutaneous injection. Sterile solutions can also be administered intravenously. Compositions for oral administration can be in either liquid or solid form.

[0674] Preferably the pharmaceutical composition is in unit dosage form, for example, as tablets, capsules, powders, solutions, suspensions, emulsions, granules, or suppositories. In such form, the pharmaceutical composition can be sub-divided in unit dose(s) containing appropriate quantities of the compound. The unit dosage forms can be packaged compositions, for example, packeted powders, vials, ampoules, prefilled syringes or sachets containing liquids. Alternatively, the unit dosage form can be a capsule or tablet itself, or it can be the appropriate number of any such compositions in package form. Such unit dosage form can contain from about 1 mg/kg of compound to about 500 mg/kg of compound, and can be given in a single dose or in two or more doses. Such doses can be administered in any manner useful in directing the compound(s) to the recipient's bloodstream, including orally, via implants, parenterally (including intravenous, intraperitoneal and subcutaneous injections), rectally, vaginally, and transdermally.

[0675] When administered for the treatment or inhibition of a particular disease state or disorder, it is understood that an effective dosage can vary depending upon the particular compound utilized, the mode of administration, and severity of the condition being treated, as well as the various physical factors related to the individual being treated. In therapeutic applications, a compound of the present teachings can be provided to a patient already suffering from a disease in an amount sufficient to cure or at least partially ameliorate the symptoms of the disease and its complications. The dosage to be used in the treatment of a specific individual typically must be subjectively determined by the attending physician. The variables involved include the specific condition and its state as well as the size, age and response pattern of the patient.

[0676] In some cases it may be desirable to administer a compound directly to the airways of the patient, using devices such as, but not limited to, metered dose inhalers, breath-operated inhalers, multidose dry-powder inhalers, pumps, squeeze-actuated nebulized spray dispensers, aerosol dispensers, and aerosol nebulizers. For administration by intranasal or intrabronchial inhalation, the compounds of the present teachings can be formulated into a liquid composition, a solid composition, or an aerosol composition. The liquid composition can include, by way of illustration, one or more compounds of the present teachings dissolved, partially dissolved, or suspended in one or more pharmaceutically acceptable solvents and can be administered by, for example, a pump or a squeeze-actuated nebulized spray dispenser. The solvents can be, for example, isotonic saline or bacteriostatic water. The solid composition can be, by way of illustration, a powder preparation including one or more compounds of the present teachings intermixed with lactose or other inert powders that are acceptable for intrabronchial use, and can be administered by, for example, an aerosol dispenser or a device that breaks or punctures a capsule encasing the solid composition and delivers the solid composition for inhalation. The aerosol composition can

include, by way of illustration, one or more compounds of the present teachings, propellants, surfactants, and co-solvents, and can be administered by, for example, a metered device. The propellants can be a chlorofluorocarbon (CFC), a hydrofluoroalkane (HFA), or other propellants that are physiologically and environmentally acceptable.]

[0677] Compounds described herein can be administered parenterally or intraperitoneally. Solutions or suspensions of these compounds or a pharmaceutically acceptable salts, hydrates, or esters thereof can be prepared in water suitably mixed with a surfactant such as hydroxyl-propylcellulose. Dispersions can also be prepared in glycerol, liquid polyethylene glycols, and mixtures thereof in oils. Under ordinary conditions of storage and use, these preparations typically contain a preservative to inhibit the growth of microorganisms.

[0678] The pharmaceutical forms suitable for injection can include sterile aqueous solutions or dispersions and sterile powders for the extemporaneous preparation of sterile injectable solutions or dispersions. In some embodiments, the form can be sterile and its viscosity permits it to flow through a syringe. The form preferably is stable under the conditions of manufacture and storage and can be preserved against the contaminating action of microorganisms such as bacteria and fungi. The carrier can be a solvent or dispersion medium containing, for example, water, ethanol, polyol (e.g., glycerol, propylene glycol and liquid polyethylene glycol), suitable mixtures thereof, and vegetable oils.

[0679] Compounds described herein can be administered transdermally, i.e., administered across the surface of the body and the inner linings of bodily passages including epithelial and mucosal tissues. Such administration can be carried out using the compounds of the present teachings including pharmaceutically acceptable salts, hydrates, or esters thereof, in lotions, creams, foams, patches, suspensions, solutions, and suppositories (rectal and vaginal).

[0680] Transdermal administration can be accomplished through the use of a transdermal patch containing a compound, such as a compound disclosed herein, and a carrier that can be inert to the compound, can be non-toxic to the skin, and can allow delivery of the compound for systemic absorption into the blood stream via the skin. The carrier can take any number of forms such as creams and ointments, pastes, gels, and occlusive devices. The creams and ointments can be viscous liquid or semisolid emulsions of either the oil-in-water or water-in-oil type. Pastes comprised of absorptive powders dispersed in petroleum or hydrophilic petroleum containing the compound can also be suitable. A variety of occlusive devices can be used to release the compound into the blood stream, such as a semi-permeable membrane covering a reservoir containing the compound with or without a carrier, or a matrix containing the compound. Other occlusive devices are known in the literature.

[0681] Compounds described herein can be administered rectally or vaginally in the form of a conventional suppository. Suppository formulations can be made from traditional materials, including cocoa butter, with or without the addition of waxes to alter the suppository's melting point, and glycerin. Water-soluble suppository bases, such as polyethylene glycols of various molecular weights, can also be used.

[0682] Lipid formulations or nanocapsules can be used to introduce compounds of the present teachings into host cells

either in vitro or in vivo. Lipid formulations and nanocapsules can be prepared by methods known in the art.

[0683] To increase the effectiveness of compounds of the present teachings, it can be desirable to combine a compound with other agents effective in the treatment of the target disease. For example, other active compounds (i.e., other active ingredients or agents) effective in treating the target disease can be administered with compounds of the present teachings. The other agents can be administered at the same time or at different times than the compounds disclosed herein.

[0684] Compounds of the present teachings can be useful for the treatment or inhibition of a pathological condition or disorder in a mammal, for example, a human subject. The present teachings accordingly provide methods of treating or inhibiting a pathological condition or disorder by providing to a mammal a compound of the present teachings including its pharmaceutically acceptable salt) or a pharmaceutical composition that includes one or more compounds of the present teachings in combination or association with pharmaceutically acceptable carriers. Compounds of the present teachings can be administered alone or in combination with other therapeutically effective compounds or therapies for the treatment or inhibition of the pathological condition or disorder.

[0685] Non-limiting examples of compositions according to the present invention include from about 0.001 mg to about 1000 mg of one or more compounds of the disclosure according to the present invention and one or more excipients; from about 0.01 mg to about 100 mg of one or more compounds of the disclosure according to the present invention and one or more excipients; and from about 0.1 mg to about 10 mg of one or more compounds of the disclosure according to the present invention; and one or more excipients.

[0686] Procedures

[0687] The following procedures can be utilized in evaluating and selecting compounds as 5-hydroxytryptamine receptor 7 activity modulators.

[0688] Radiolabel Binding Studies for Serotonin 5HT₇ receptors, method 1:

[0689] A solution of the compound of the disclosure to be tested is prepared as a 1-mg/ml stock in Assay Buffer or DMSO according to its solubility. A similar stock of the reference compound chlorpromazine is also prepared as a positive control. Eleven dilutions (5×assay concentration) of the compound of the disclosure and chlorpromazine are prepared in the Assay Buffer by serial dilution to yield final corresponding assay concentrations ranging from 10 pM to 10 μM.

[0690] A stock concentration of 5 nM [³H]LSD (lysergic acid diethyl amide) is prepared in 50 mM Tris-HCl, 10 mM MgCl₂, 1 mM EDTA, pH 7.4 (Assay Buffer). Aliquots (50 μl) of radioligand are dispensed into the wells of a 96-well plate containing 100 μl of Assay Buffer. Duplicate 50-μl aliquots of the compound of the disclosure test and chlorpromazine positive control reference compound serial dilutions are added.

[0691] Membrane fractions of cells expressing recombinant 5HT₇ receptors (50 μL) are dispensed into each well. The membranes are prepared from stably transfected cell lines expressing 5HT₇ receptors cultured on 10-cm plates by harvesting PBS-rinsed monolayers, resuspending and lysing in chilled, hypotonic 50 mM Tris-HCl, pH 7.4, centrifuging

at 20,000×g, decanting the supernatant and storing at -80° C.; the membrane preparations are resuspended in 3 ml of chilled Assay Buffer and homogenized by several passages through a 26 gauge needle before using in the assay.

[0692] The 250-μl reactions are incubated at room temperature for 1.5 hours, then harvested by rapid filtration onto 0.3% polyethyleneimine-treated, 96-well filter mats using a 96-well Filtermate harvester. Four rapid 500-μl washes are performed with chilled Assay Buffer to reduce non-specific binding. The filter mats are dried, then scintillant is added to the filters and the radioactivity retained on the filters is counted in a Microbeta scintillation counter.

[0693] Raw data (dpm) representing total radioligand binding (i.e., specific+non-specific binding) are plotted as a function of the logarithm of the molar concentration of the competitor (i.e., test or reference compound). Non-linear regression of the normalized (i.e., percent radioligand binding compared to that observed in the absence of test or reference compound) raw data is performed in Prism 4.0 (GraphPad Software) using the built-in three parameter logistic model describing ligand competition binding to radioligand-labeled sites:

$$y = \text{bottom} + [(\text{top} - \text{bottom}) / (1 + 10^{x - \log IC_{50}})]$$

where bottom equals the residual radioligand binding measured in the presence of 10 μM reference compound (i.e., non-specific binding) and top equals the total radioligand binding observed in the absence of competitor. The log IC₅₀ (i.e., the log of the ligand concentration that reduces radioligand binding by 50%) is thus estimated from the data and used to obtain the K_i by applying the Cheng-Prusoff approximation:

$$K_i = IC_{50} / (1 + [\text{ligand}] / KD)$$

where [ligand] equals the assay radioligand concentration and KD equals the affinity constant of the radioligand for the target receptor.

[0694] Compounds of the disclosure are also screened at a single concentration of 10 μM using the same method described for the Radiolabel Binding Studies for Serotonin 5HT₇ receptors to determine the percent inhibition of [³H] LSD binding.

[0695] Radiolabel Binding Studies for Serotonin 5-HT₇ Receptors, Method 2:

[0696] A solution of the compound of the disclosure to be tested is prepared as a 1-mg/ml stock in Assay Buffer or DMSO according to its solubility. A similar stock of the reference compound chlorpromazine is also prepared as a positive control. Eleven dilutions (5×assay concentration) of the compound of the disclosure and chlorpromazine are prepared in the Assay Buffer by serial dilution to yield final corresponding assay concentrations ranging from 10 pM to 10 μM.

[0697] A stock concentration of 5 nM [³H]-5-Hydroxytryptamine ([³H]-5HT) is prepared in 50 mM Tris-HCl, 10 mM MgCl₂, 1 mM EDTA, pH 7.4 (Assay Buffer). Aliquots (50 μl) of radioligand are dispensed into the wells of a 96-well plate containing 100 μl of Assay Buffer. Duplicate 50-μl aliquots of the compound of the disclosure test and chlorpromazine positive control reference compound serial dilutions are added.

[0698] Membrane fractions of cells expressing recombinant 5HT₇ receptors (50 μL) are dispensed into each well. The membranes are prepared from stably transfected cell lines expressing 5HT₇ receptors cultured on 10-cm plates by

harvesting PBS-rinsed monolayers, resuspending and lysing in chilled, hypotonic 50 mM Tris-HCl, pH 7.4, centrifuging at 20,000×g, decanting the supernatant and storing at -80° C.; the membrane preparations are resuspended in 3 ml of chilled Assay Buffer and homogenized by several passages through a 26 gauge needle before using in the assay.

[0699] The 250- μ l reactions are incubated at room temperature for 1.5 hours, then harvested by rapid filtration onto 0.3% polyethyleneimine-treated, 96-well filter mats using a 96-well Filtermate harvester. Four rapid 500- μ l washes are performed with chilled Assay Buffer to reduce non-specific binding. The filter mats are dried, then scintillant is added to the filters and the radioactivity retained on the filters is counted in a Microbeta scintillation counter.

[0700] Raw data (dpm) representing total radioligand binding (i.e., specific+non-specific binding) are plotted as a function of the logarithm of the molar concentration of the competitor (i.e., test or reference compound). Non-linear regression of the normalized (i.e., percent radioligand binding compared to that observed in the absence of test or reference compound) raw data is performed in Prism 4.0 (GraphPad Software) using the built-in three parameter

logistic model describing ligand competition binding to radioligand-labeled sites:

$$y = \text{bottom} + \frac{(\text{top} - \text{bottom})}{(1 + 10^{\log IC_{50} - \log [L]})}$$

where bottom equals the residual radioligand binding measured in the presence of 10 μ M reference compound (i.e., non-specific binding) and top equals the total radioligand binding observed in the absence of competitor. The $\log IC_{50}$ (i.e., the log of the ligand concentration that reduces radioligand binding by 50%) is thus estimated from the data and used to obtain the K_i by applying the Cheng-Prusoff approximation:

$$K_i = IC_{50} (1 + [\text{ligand}] / KD)$$

where [ligand] equals the assay radioligand concentration and KD equals the affinity constant of the radioligand for the target receptor.

[0701] Compounds of the disclosure are also screened at a single concentration of 10 μ M using the same method described for the Radiolabel Binding Studies for Serotonin 5HT₇ receptors to determine the percent inhibition of [³H]-5HT binding.

[0702] Results for representative compounds according to the present invention are listed in Table 11.

TABLE 11

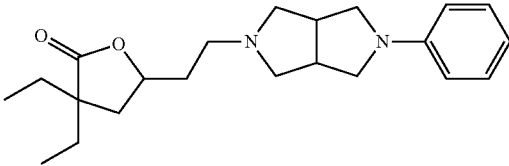
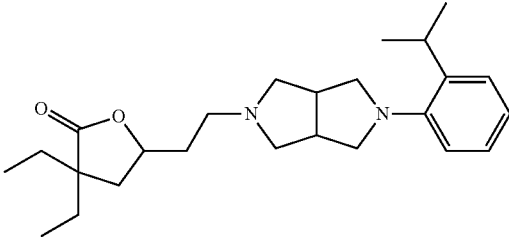
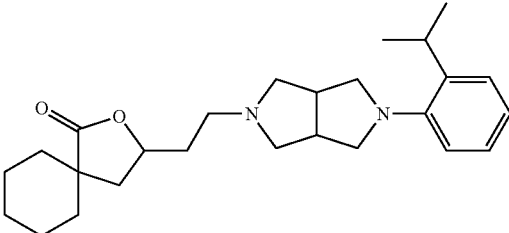
Radiolabel Binding Studies for Serotonin 5HT ₇ receptors results for exemplary compounds of the disclosure		
Entry	Structure	5-HT ₇ IC ₅₀ (nM)
1		64
2		277
3		268

TABLE 11-continued

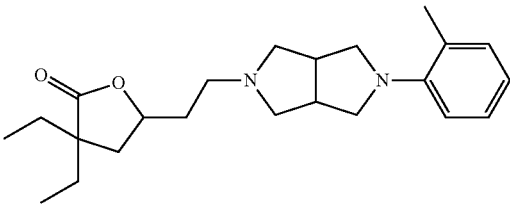
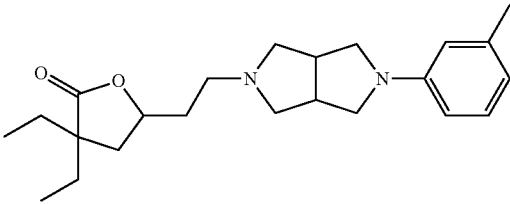
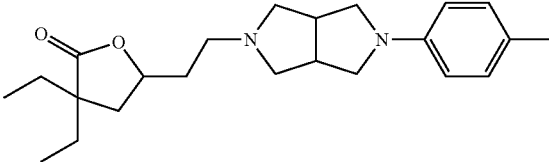
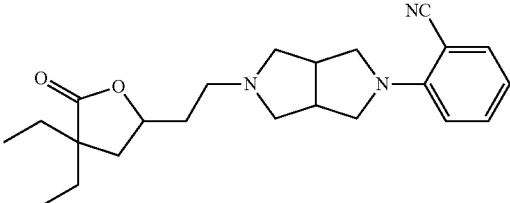
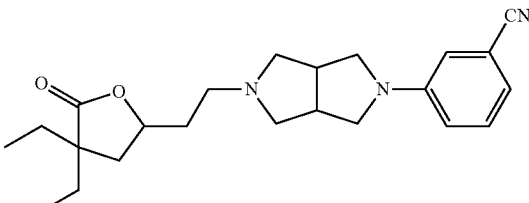
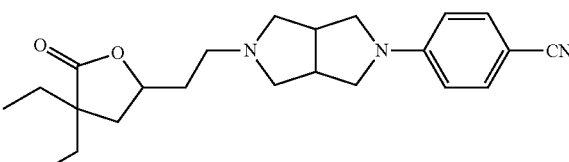
Radiolabel Binding Studies for Serotonin 5HT ₇ receptors results for exemplary compounds of the disclosure		
Entry	Structure	5-HT ₇ IC ₅₀ (nM)
4		179
5		104
6		44.5% @ 10 μM
7		8.9
8		48.9% @ 10 μM
9		26.3% @ 10 μM

TABLE 11-continued

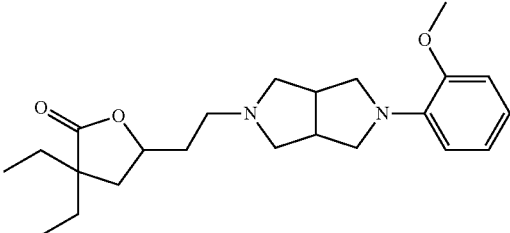
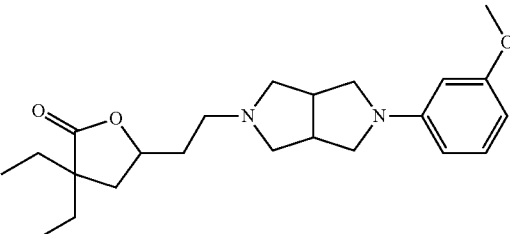
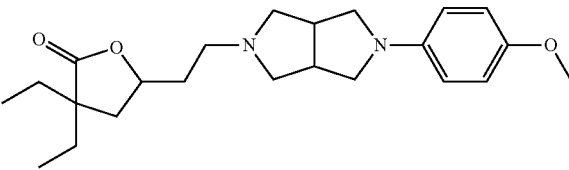
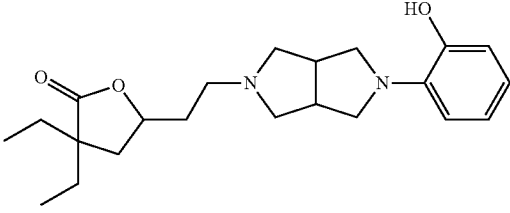
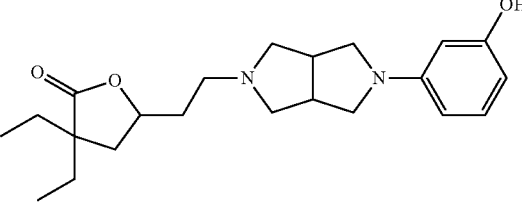
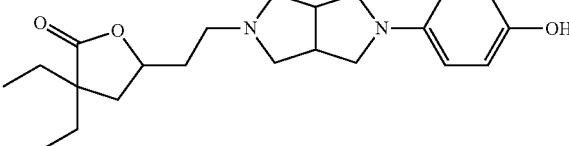
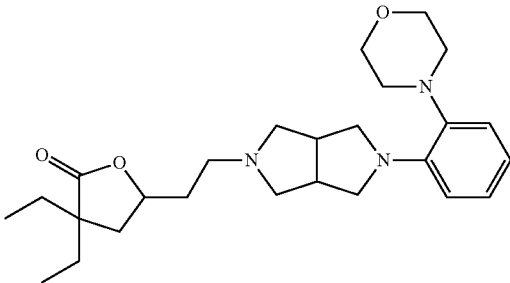
Radiolabel Binding Studies for Serotonin 5HT ₇ receptors results for exemplary compounds of the disclosure		
Entry	Structure	5-HT ₇ IC ₅₀ (nM)
10		151
11		911
12		24.5% @ 10 μM
13		227
14		39.8% @ 10 μM
15		130

TABLE 11-continued

Radiolabel Binding Studies for Serotonin 5HT ₇ receptors results for exemplary compounds of the disclosure		
Entry	Structure	5-HT ₇ IC ₅₀ (nM)
16		160

N.D. = not determined

[0703] Functional Serotonin 5HT₇ Assay, Method 1:

[0704] Cell lines stably expressing human 5HT₇ receptors are seeded in 96-well, poly-L-lysine-coated plates 48 hours prior to the assay (40,000 cells per well) in Dulbecco's Modified Eagle Medium (DMEM) containing 5% dialyzed serum. Twenty hours prior to the assay, the medium is changed to serum-free DMEM. On the day of the assay, the DMEM is washed and replaced with 30 μ l of assay buffer (1 \times Krebs-Ringer bicarbonate glucose buffer, 0.75 mM IBMX, pH 7.4). A 10-min pre-incubation is performed in a 37-degree centigrade, humidified incubator. Then, the cells are stimulated by addition of 30 μ l of 2 \times dilutions of compounds of the disclosure or chlorpromazine (final concentrations ranging from 0.1 nM to 10 μ M, each concentration assayed in triplicate). A positive control (100 μ M forskolin) is also included. Accumulation of cAMP is allowed to continue for 15 min, after which the buffer is removed and the cells are lysed with Cell Lysis Buffer (CatchPoint cAMP Assay Kit, Molecular Devices). Next, the lysates are transferred to 96-well, glass-bottom plates coated with goat anti-rabbit IgG and adsorbed with rabbit anti-cAMP (Molecular Devices). Following a 5 minute incubation, horseradish peroxidase-cAMP conjugate is added (Molecular Devices) and a 2-hour incubation is performed at room temperature. Then, after three washes with Wash Buffer (Molecular Devices), Stoplight Red substrate (Molecular Devices), reconstituted in Substrate Buffer (Molecular Devices) containing freshly-added 1 mM H₂O₂, is added and, after a 15-min incubation at room temperature, fluorescence is measured (excitation 510-545 nm, emission 565-625 nm). For each assay, a cAMP calibration curve is generated and controls without lysate and without antibody are included.

[0705] For agonist tests, raw data (maximum fluorescence, fluorescence units) for each concentration of the compounds of the disclosure or chlorpromazine are normalized to the basal (vehicle-stimulated) fluorescence (reported as fold increase over basal) and plotted as a function of the logarithm of the molar concentration of the drug (i.e., test or reference compound). Non-linear regression of the normalized data is performed in Prism 4.0 (GraphPad Software) using the built-in three parameter logistic model (i.e., sigmoidal concentration-response) describing agonist-stimulated activation of one receptor population:

$$y = \text{bottom} + \frac{(\text{top} - \text{bottom})}{1 + 10^{\alpha - \log EC50}}$$

where bottom equals the best-fit basal fluorescence and top equals the best-fit maximal fluorescence stimulated by the compound of the disclosure or chlorpromazine. The log EC₅₀ (i.e., the log of the drug concentration that increases fluorescence by 50% of the maximum fluorescence observed for the compound of the disclosure or chlorpromazine) is thus estimated from the data, and the EC₅₀ (agonist potency) is obtained. To obtain an estimate of the relative efficacy of the test compound (Rel. Emax), its best-fit top is compared to and expressed as a ratio of that for the chlorpromazine (Rel. Emax of the reference agonist is 1.00).

[0706] To ascertain whether compounds of the disclosure are antagonists, a double-addition paradigm is employed. First, 30 μ l of a compound of the disclosure (20 μ M) is added (10 μ M final concentration) and a 15 minute incubation is performed. Then, 30 μ l of chlorpromazine (3 \times ; EC₉₀) is added (final concentration of agonist is EC30) and cAMP accumulation is allowed to proceed for 15 minutes. The samples are then processed for cAMP measurements as detailed above. Measurements of chlorpromazine-induced cAMP accumulation are compared to the signals elicited by the chlorpromazine following addition of vehicle instead of test compound and expressed as a ratio. 'Hits' (compounds that antagonize chlorpromazine-stimulated increases in baseline-normalized fluorescence by at least 50%) are then characterized by a modified Schild analysis.

[0707] For modified Schild analysis, a family of chlorpromazine concentration-response isotherms is generated in the absence and presence of graded concentrations of test compound (added 15 min prior to reference agonist). Theoretically, compounds that are competitive antagonists cause a dextral shift of agonist concentration-response isotherms without reducing the maximum response to agonist (i.e., surmountable antagonism). However, on occasion, factors such as non-competitive antagonism, hemiequilibria, and/or receptor reserve cause apparent insurmountable antagonism. To account for such deviations, we apply the modified Lew-Angus method to ascertain antagonist potency (Christopoulos et al., 1999). Briefly, equieffective concentrations of agonist (concentrations of agonist that elicit a response equal to the EC_{25%} of the agonist control curve) are plotted as a function of the compound of the disclosure concentra-

tion present in the wells in which they were measured. Non-linear regression of the baseline-normalized data is performed in Prism 4.0 using the following equation:

$$pEC25\% = -\log([B] + 10^{-pK}) - \log c$$

where EC25% equals the concentration of agonist that elicits a response equal to 25% of the maximum agonist control curve response and [B] equals the antagonist concentration; K, c, and s are fit parameters. The parameter s is equal to the Schild slope factor. If s is not significantly different from unity, pK equals pKB; otherwise, pA2 is calculated (pA2 = pK/s). The parameter c equals the ratio EC_{25%}/[B].

[0708] Functional Efficacy Assay for 5-HT₇ Receptors Method 2:

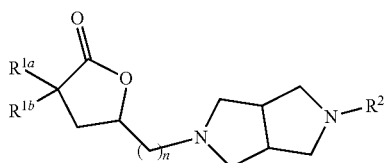
[0709] Functional efficacy of the compounds of the disclosure on 5-HT₇ serotonin receptors were measured in a cell based cAMP enzyme fragment complementation assay using the HitHunter cAMP assay (DiscoverRx). Cells stably expressing human 5HT₇ receptors were plated in 96-well plates at 4000 cells/well, 16-20 hours prior to assay in growth media (Ultraculture medium, 2 mM GlutaMax and G418 1 mg/mL). Serial dilutions of the agonist, 5-Carbox-amidotryptamine (5-CT), were prepared in a final concentration range of 10 μM to 10 nM. Compounds of the disclosure were prepared in 3-fold serial dilutions to obtain a final concentration range of 10 μM to 0.1 nM. Compounds of the disclosure are tested for agonist activity in the absence of 5-CT and antagonist activity in the presence of 5-CT. For the cAMP assay, the protocol was followed according to the instructions provided by the supplier. Briefly, cells were incubated with a compound of the disclosure for 30 minutes at 37° C. prior to addition of EC₇₀ concentration of 5-CT. After an additional 30 minutes, cAMP antibody/cell lysis solution was added (20 μL/well) and incubated for 60 minutes at room temperature. cAMP XS+EA reagent is added (20 μL/well) and incubated for 2 hours at room temperature. Luminescence was read on the Envision Multilabel plate reader.

[0710] The disclosures of each and every patent, patent application, and publication cited herein are hereby incorporated herein by reference in their entirety.

[0711] While this invention has been disclosed with reference to specific embodiments, it is apparent that other embodiments and variations of this invention may be devised by others skilled in the art without departing from the true spirit and scope of the invention. The appended claims are intended to be construed to include all such embodiments and equivalent variations.

What is claimed is:

1. A compound having formula (I):



Including hydrates, solvates, pharmaceutically acceptable salts, prodrugs and complexes thereof, wherein:

n is 1, 2, or 3;

R^{1a} and R^{1b} are each independently selected from the group consisting of hydrogen, C₁₋₆ linear alkyl, and C₁₋₆ branched alkyl, or R^{1a} and R^{1b} may be taken together with the atom to which they are bound to form a ring having from 3 to 7 ring atoms;

R² is selected from a group consisting of a benzene ring that is optionally substituted with 0 to 3 R³ groups that are not hydrogen, a 3-pyridine ring that is optionally substituted with 0 to 2 R⁴ groups that are not hydrogen, and a 2-pyridine ring that is optionally substituted with 0 to 2 R⁴ groups that are not hydrogen;

R³ is at each occurrence independently selected from the group consisting of hydrogen, OH, NO₂, halogen, CN, C₁₋₆ linear alkyl, C₃₋₇ branched alkyl, C₃₋₇ cycloalkyl, C₁₋₆ linear alkoxy, C₃₋₇ branched alkoxy, C₃₋₇ cycloalkoxy, C₁₋₆ linear haloalkyl, C₃₋₇ branched haloalkyl, C₁₋₆ linear haloalkoxy, heterocyclyl, —S(C₁₋₆ linear alkyl), S(C₃₋₇ branched alkyl), —S(C₃₋₇ cycloalkyl), —SO₂(C₁₋₆ linear alkyl), SO₂(C₃₋₇ branched alkyl), —SO₂(C₃₋₇ cycloalkyl), COR⁵, CO₂R⁶, CONR^{8aR^{8b}}, SO₂NR^{7aR^{7b}}, NR^{8aR^{8b}}, NR^{8a}COR⁹, NR^{8a}SO₂R¹⁰, and NR^{8a}SO₂NR^{11aR^{11b}};

the terms R^{3a}, R^{3b}, R^{3c}, R^{3d}, and R^{3e} may be used to designate individual R³ groups on a benzene ring;

R⁴ is at each occurrence independently selected from the group consisting of hydrogen, OH, NO₂, halogen, CN, C₁₋₆ linear alkyl, C₃₋₇ branched alkyl, C₃₋₇ cycloalkyl, C₁₋₆ linear alkoxy, C₃₋₇ branched alkoxy, C₃₋₇ cycloalkoxy, C₁₋₆ linear haloalkyl, C₃₋₇ branched haloalkyl, C₁₋₆ linear haloalkoxy, heterocyclyl, —S(C₁₋₆ linear alkyl), S(C₃₋₇ branched alkyl), —S(C₃₋₇ cycloalkyl), COR⁵, CO₂R⁶, CONR^{7aR^{7b}}, SO₂NR^{7aR^{7b}}, NR^{8aR^{8b}}, NR^{8a}COR⁹, NR^{8a}SO₂R¹⁰, and NR^{8a}SO₂NR^{11aR^{11b}};

the terms R^{4a}, R^{4b}, R^{4c}, and R^{4d} may be used to designate individual R⁴ groups on a pyridine ring;

R⁵ is at each occurrence independently selected from the group consisting of H, C₁₋₆ linear alkyl, C₃₋₇ branched alkyl, and C₃₋₇ cycloalkyl;

R⁶ is at each occurrence independently selected from the group consisting of C₁₋₆ linear alkyl, C₃₋₇ branched alkyl, and C₃₋₇ cycloalkyl;

R^{7a} is at each occurrence independently selected from the group consisting of H, C₁₋₆ linear alkyl, C₃₋₇ branched alkyl, and C₃₋₇ cycloalkyl;

R^{7b} is at each occurrence independently selected from the group consisting of H, C₁₋₆ linear alkyl, C₃₋₇ branched alkyl, and C₃₋₇ cycloalkyl;

R^{8a} is at each occurrence independently selected from the group consisting of H, C₁₋₆ linear alkyl, C₃₋₇ branched alkyl, and C₃₋₇ cycloalkyl;

R^{8b} is at each occurrence independently selected from the group consisting of H, C₁₋₆ linear alkyl, C₃₋₇ branched alkyl, and C₃₋₇ cycloalkyl;

R^{8a} and R^{8b} may be taken together with the atom to which they are bound to form a ring having from 3 to 7 ring atoms optionally containing an oxygen;

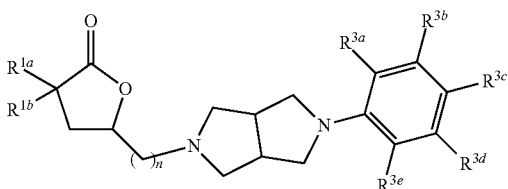
R⁹ is at each occurrence independently selected from the group consisting of H, C₁₋₆ linear alkyl, C₃₋₇ branched alkyl, and C₃₋₇ cycloalkyl;

R¹⁰ is at each occurrence independently selected from the group consisting of C₁₋₆ linear alkyl, C₃₋₇ branched alkyl, and C₃₋₇ cycloalkyl;

R^{11a} is at each occurrence independently selected from the group consisting of hydrogen, C_{1-6} linear alkyl, C_{3-7} branched alkyl, and C_{3-7} cycloalkyl; and

R^{11b} is at each occurrence independently selected from the group consisting of hydrogen, C_{1-6} linear alkyl, C_{3-7} branched alkyl, and C_{3-7} cycloalkyl.

2. The compound of claim 1, wherein the compound having formula (I) is a compound having formula (IIa):

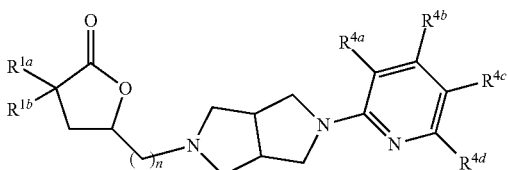


(IIa)

Including hydrates, solvates, enantiomers, diastereomers, pharmaceutically acceptable salts, prodrugs and complexes thereof wherein:

at least 2 of the group R^{3a} , R^{3b} , R^{3c} , R^{3d} , and R^{3e} are hydrogen and 0 to 3 of R^{3a} , R^{3b} , R^{3c} , R^{3d} , and R^{3e} are independently selected from the group consisting of OH, NO_2 , halogen, CN, C_{1-6} linear alkyl, C_{3-7} branched alkyl, C_{3-7} cycloalkyl, C_{1-6} linear alkoxy, C_{3-7} branched alkoxy, C_{3-7} cycloalkoxy, C_{1-6} linear haloalkyl, C_{3-7} branched haloalkyl, C_{1-6} linear haloalkoxy, heterocyclyl, $-S(C_{1-6}$ linear alkyl), $S(C_{3-7}$ branched alkyl), $-S(C_{3-7}$ cycloalkyl), $-SO_2(C_{1-6}$ linear alkyl), $SO_2(C_{3-7}$ branched alkyl), $-SO_2(C_{3-7}$ cycloalkyl), COR^5 , CO_2R^6 , $CONR^{7a}R^{7b}$, $SO_2NR^{7a}R^{7b}$, $NR^{8a}R^{8b}$, $NR^{8a}COR^9$, $NR^{8a}SO_2R^{10}$, and $NR^{8a}SO_2NR^{11a}R^{11b}$.

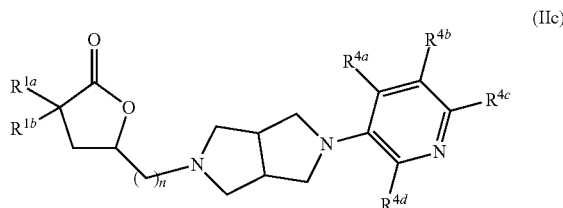
3. The compound of claim 1, wherein the compound having formula (I) is a compound having formula (IIb):



(IIb)

Including hydrates, solvates, enantiomers, diastereomers, pharmaceutically acceptable salts, prodrugs and complexes thereof wherein at least 2 of the group R^{4a} , R^{4b} , R^{4c} , and R^{4d} are hydrogen and 0 to 2 of R^{4a} , R^{4b} , R^{4c} , and R^{4d} are independently selected from the group consisting of OH, NO_2 , halogen, CN, C_{1-6} linear alkyl, C_{3-7} branched alkyl, C_{3-7} cycloalkyl, C_{1-6} linear alkoxy, C_{3-7} branched alkoxy, C_{3-7} cycloalkoxy, C_{1-6} linear haloalkyl, C_{3-7} branched haloalkyl, C_{1-6} linear haloalkoxy, $-S(C_{1-6}$ linear alkyl), $S(C_{3-7}$ branched alkyl), $-S(C_{3-7}$ cycloalkyl), $-SO_2(C_{1-6}$ linear alkyl), $SO_2(C_{3-7}$ branched alkyl), $-SO_2(C_{3-7}$ cycloalkyl), COR^5 , CO_2R^6 , $CONR^{7a}R^{7b}$, $SO_2NR^{7a}R^{7b}$, $NR^{8a}R^{8b}$, $NR^{8a}COR^9$, $NR^{8a}SO_2R^0$, and $NR^{8a}SO_2NR^{11a}R^{11b}$.

4. The compound of claim 1, wherein the compound having formula (I) is a compound having formula (IIc):



(IIc)

Including hydrates, solvates, enantiomers, diastereomers, pharmaceutically acceptable salts, prodrugs and complexes thereof wherein at least 2 of the group R^{4a} , R^{4b} , R^{4c} , and R^{4d} are hydrogen and 0 to 2 of R^{4a} , R^{4b} , R^{4c} , and R^{4d} are independently selected from the group consisting of OH, NO_2 , halogen, CN, C_{1-6} linear alkyl, C_{3-7} branched alkyl, C_{3-7} cycloalkyl, C_{1-6} linear alkoxy, C_{3-7} branched alkoxy, C_{3-7} cycloalkoxy, C_{1-6} linear haloalkyl, C_{3-7} branched haloalkyl, C_{1-6} linear haloalkoxy, $-S(C_{1-6}$ linear alkyl), $S(C_{3-7}$ branched alkyl), $-S(C_{3-7}$ cycloalkyl), $-SO_2(C_{1-6}$ linear alkyl), $SO_2(C_{3-7}$ branched alkyl), $-SO_2(C_{3-7}$ cycloalkyl), COR^5 , CO_2R^6 , $CONR^{7a}R^{7b}$, $SO_2NR^{7a}R^{7b}$, $NR^{8a}R^{8b}$, $NR^{8a}COR^9$, $NR^{8a}SO_2R^{10}$, and $NR^{8a}SO_2NR^{11a}R^{11b}$.

5. A compound of claim 1, wherein the compound having formula (I) is selected from the group consisting of:

- (R)-3,3-diethyl-5-(2-(5-(2-isopropylphenyl)hexahydro-pyrrolo[3,4-c]pyrrol-2(1H)-yl)ethyl)dihydrofuran-2(3H)-one;
- (S)-3,3-diethyl-5-(2-(5-(2-isopropylphenyl)hexahydro-pyrrolo[3,4-c]pyrrol-2(1H)-yl)ethyl)dihydrofuran-2(3H)-one;
- (R)-3-(2-(5-(2-isopropylphenyl)hexahydro-pyrrolo[3,4-c]pyrrol-2(1H)-yl)ethyl)-2-oxaspiro[4.5]decan-1-one;
- (S)-3-(2-(5-(2-isopropylphenyl)hexahydro-pyrrolo[3,4-c]pyrrol-2(1H)-yl)ethyl)-2-oxaspiro[4.5]decan-1-one;
- (R)-3,3-diethyl-5-(2-(5-(o-tolyl)hexahydro-pyrrolo[3,4-c]pyrrol-2(1H)-yl)ethyl)dihydrofuran-2(3H)-one;
- (S)-3,3-diethyl-5-(2-(5-(o-tolyl)hexahydro-pyrrolo[3,4-c]pyrrol-2(1H)-yl)ethyl)dihydrofuran-2(3H)-one;
- (R)-3,3-diethyl-5-(2-(5-(m-tolyl)hexahydro-pyrrolo[3,4-c]pyrrol-2(1H)-yl)ethyl)dihydrofuran-2(3H)-one;
- (S)-3,3-diethyl-5-(2-(5-(m-tolyl)hexahydro-pyrrolo[3,4-c]pyrrol-2(1H)-yl)ethyl)dihydrofuran-2(3H)-one;
- (R)-3,3-diethyl-5-(2-(5-(p-tolyl)hexahydro-pyrrolo[3,4-c]pyrrol-2(1H)-yl)ethyl)dihydrofuran-2(3H)-one;
- (S)-3,3-diethyl-5-(2-(5-(p-tolyl)hexahydro-pyrrolo[3,4-c]pyrrol-2(1H)-yl)ethyl)dihydrofuran-2(3H)-one;
- (R)-2-(5-(2-(4,4-diethyl-5-oxotetrahydrofuran-2-yl)ethyl)hexahydro-pyrrolo[3,4-c]pyrrol-2(1H)-yl)benzo-nitrile;
- (S)-2-(5-(2-(4,4-diethyl-5-oxotetrahydrofuran-2-yl)ethyl)hexahydro-pyrrolo[3,4-c]pyrrol-2(1H)-yl)benzo-nitrile;
- (R)-3-(5-(2-(4,4-diethyl-5-oxotetrahydrofuran-2-yl)ethyl)hexahydro-pyrrolo[3,4-c]pyrrol-2(1H)-yl)benzo-nitrile;
- (S)-3-(5-(2-(4,4-diethyl-5-oxotetrahydrofuran-2-yl)ethyl)hexahydro-pyrrolo[3,4-c]pyrrol-2(1H)-yl)benzo-nitrile;
- (R)-4-(5-(2-(4,4-diethyl-5-oxotetrahydrofuran-2-yl)ethyl)hexahydro-pyrrolo[3,4-c]pyrrol-2(1H)-yl)benzo-nitrile;

(S)-3,3-diethyl-5-(2-(5-(3-hydroxyphenyl)hexahydropyrrolo[3,4-c]pyrrol-2(1H)-yl)ethyl)dihydrofuran-2(3H)-one;

(R)-3,3-diethyl-5-(2-(5-(4-hydroxyphenyl)hexahydropyrrolo[3,4-c]pyrrol-2(1H)-yl)ethyl)dihydrofuran-2(3H)-one;

(S)-3,3-diethyl-5-(2-(5-(4-hydroxyphenyl)hexahydropyrrolo[3,4-c]pyrrol-2(1H)-yl)ethyl)dihydrofuran-2(3H)-one;

(R)-3,3-diethyl-5-(2-(5-phenylhexahydropyrrolo[3,4-c]pyrrol-2(1H)-yl)ethyl)dihydrofuran-2(3H)-one;

(S)-3,3-diethyl-5-(2-(5-phenylhexahydropyrrolo[3,4-c]pyrrol-2(1H)-yl)ethyl)dihydrofuran-2(3H)-one;

or a pharmaceutically acceptable form thereof.

9. A method of treating a disease associated with dysregulation of 5-hydroxytryptamine receptor 7 activity, said method comprising administering to a subject an effective amount of at least one compound according to claim 1 to treat the disease.

10. The method of claim 9, wherein the at least one compound is administered in a composition further comprising at least one excipient.

11. The method of claim 9, wherein the disease associated with dysregulation of 5-hydroxytryptamine receptor 7 activ-

ity comprises: inflammatory bowel disease, circadian rhythm disorder, depression, schizophrenia, neurogenic inflammation, hypertension, peripheral, vascular diseases, migraine, neuropathic pain, peripheral pain, allodynia, thermoregulation disorder, learning disorder, memory disorder, hippocampal signaling disorder, sleep disorder, attention deficit/hyperactivity disorder, anxiety, avoidant personality disorder, premature ejaculation, eating disorder, premenstrual syndrome, premenstrual dysphonic disorder, seasonal affective disorder, or bipolar disorder.

12. The method of claim 10, wherein the disease associated with dysregulation of 5-hydroxytryptamine receptor 7 activity comprises: inflammatory bowel disease, circadian rhythm disorder, depression, schizophrenia, neurogenic inflammation, hypertension, peripheral, vascular diseases, migraine, neuropathic pain, peripheral pain, allodynia, thermoregulation disorder, learning disorder, memory disorder, hippocampal signaling disorder, sleep disorder, attention deficit/hyperactivity disorder, anxiety, avoidant personality disorder, premature ejaculation, eating disorder, premenstrual syndrome, premenstrual dysphonic disorder, seasonal affective disorder, or bipolar disorder.

* * * * *