



US00D691714S

(12) **United States Design Patent**
Ng et al.

(10) **Patent No.:** **US D691,714 S**

(45) **Date of Patent:** **** Oct. 15, 2013**

(54) **ADJUSTABLE FOREHEAD SUPPORT DIAL FOR RESPIRATORY MASK**

(71) Applicant: **ResMed Limited**, Bella Vista (AU)

(72) Inventors: **Eva Ng**, Erskineville (AU); **Vincent Chu**, Middle Park (AU); **Mark Bertinetti**, Ermington (AU); **Scott Alexander Howard**, Frenchs Forest (AU); **Murray William Lee**, Quakers Hill (AU); **Philip Thomas Stallard**, Denistone East (AU); **Joshua Adam Gudiksen**, Mortdale (AU); **Susan Robyn Lynch**, Bella Vista (AU)

(73) Assignee: **ResMed Limited**, Bella Vista (AU)

(**) Term: **14 Years**

(21) Appl. No.: **29/444,187**

(22) Filed: **Jan. 28, 2013**

Related U.S. Application Data

(63) Continuation of application No. 29/347,600, filed on Mar. 11, 2010, now Pat. No. Des. 677,778, which is a continuation of application No. 29/311,764, filed on Jun. 15, 2009, now Pat. No. Des. 613,853, which is a continuation of application No. 29/268,827, filed on Nov. 14, 2006, now Pat. No. Des. 596,739.

(51) **LOC (9) Cl.** **29-02**

(52) **U.S. Cl.**

USPC **D24/110.1**

(58) **Field of Classification Search**

USPC D24/110.1, 110.4, 110.5; 128/205.25, 128/206.21, 206.26, 206.27, 207.11, 207.13, 128/207.15; D9/439, 440, 503, 544; 215/307, 215/296

See application file for complete search history.

(56) **References Cited**

U.S. PATENT DOCUMENTS

1,109,318 A	9/1914	Browne et al.	
1,750,257 A *	3/1930	Bonnell	285/154.3
D121,069 S	6/1940	Hansen	
2,676,724 A *	4/1954	Potter	215/307

(Continued)

OTHER PUBLICATIONS

Ng et al., Parent U.S. Appl. No. 29/347,600, filed Mar. 11, 2010.

Primary Examiner — Rashida Johnson

(74) *Attorney, Agent, or Firm* — Nixon & Vanderhye, P.C.

(57) **CLAIM**

The ornamental design for an adjustable forehead support dial for respiratory mask, as shown and described.

DESCRIPTION

FIG. 1 is a front perspective view of an adjustable forehead support dial for respiratory mask showing a first embodiment of our new design;

FIG. 2 is a reverse perspective view thereof;

FIG. 3 is a front view thereof;

FIG. 4 is a rear view thereof;

FIG. 5 is a top view thereof;

FIG. 6 is a left side view thereof;

FIG. 7 is a front perspective view of an adjustable forehead support dial for respiratory mask showing a second embodiment of our new design;

FIG. 8 is a reverse perspective view thereof;

FIG. 9 is a front view thereof;

FIG. 10 is a rear view thereof;

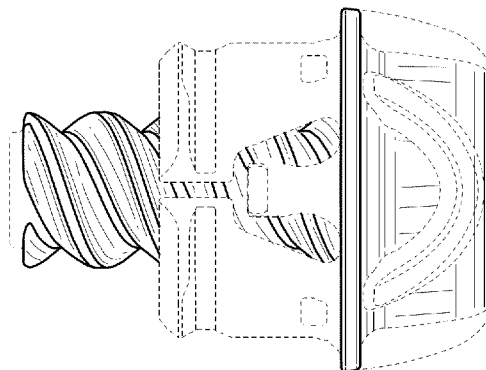
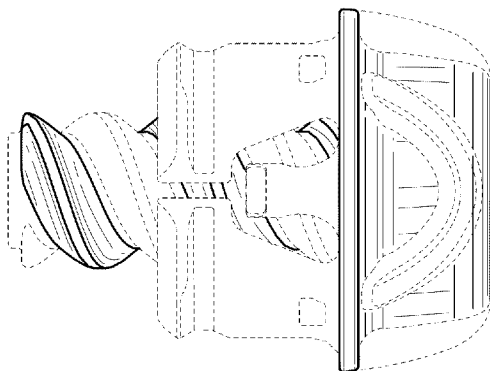
FIG. 11 is a top view thereof; and,

FIG. 12 is a left side view thereof.

The broken lines represent environment or structure of the adjustable forehead support dial for respiratory mask and do not form part of the claimed design.

The dotted lines represent the border between claimed and unclaimed subject matter and form no part of the claimed design.

1 Claim, 4 Drawing Sheets



(56)

References Cited

U.S. PATENT DOCUMENTS

D188,471 S *	7/1960	Terwilliger	D9/439	D501,138 S	1/2005	Uchiyama	
3,234,939 A	2/1966	Morton, Jr.		D515,698 S	2/2006	Lang et al.	
3,774,796 A *	11/1973	Arnold	215/296	D528,417 S	9/2006	Matsuda et al.	
4,182,458 A	1/1980	Meckler		D543,620 S	5/2007	Chu et al.	
D259,704 S	6/1981	Castronovo		D558,568 S *	1/2008	Ng et al.	D8/387
D287,938 S	1/1987	Sachs		D562,446 S	2/2008	Chu et al.	
4,873,972 A	10/1989	Magidson et al.		D596,739 S	7/2009	Ng et al.	
D328,033 S	7/1992	DiGuseppi		D597,661 S	8/2009	Reid et al.	
5,240,479 A	8/1993	Bachinski		D613,853 S	4/2010	Ng et al.	
D340,316 S *	10/1993	Zdrok	D24/110.5	D623,049 S	9/2010	Zeyfang	
D375,018 S	10/1996	Goto et al.		D639,657 S *	6/2011	Hoyt et al.	D9/439
5,803,285 A	9/1998	Hirota		D643,288 S	8/2011	Taylor	
D471,975 S *	3/2003	Chen-Lieh	D24/110.5	D658,478 S *	5/2012	Wall	D8/349
6,532,961 B1	3/2003	Kwok et al.		D660,695 S	5/2012	Ishizawa et al.	
D480,640 S	10/2003	Oyama et al.		D665,494 S *	8/2012	Stallard et al.	D24/110.1
D493,221 S	7/2004	Smart		D677,778 S *	3/2013	Ng et al.	D24/110.1
D493,522 S	7/2004	Fu et al.		2002/0185134 A1	12/2002	Bishop	
				2003/0029456 A1	2/2003	Lambert	
				2008/0060648 A1 *	3/2008	Thornton et al.	128/205.25

* cited by examiner

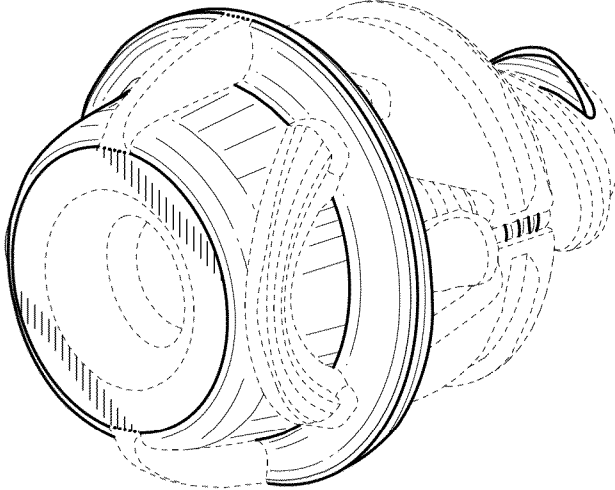


FIG. 1

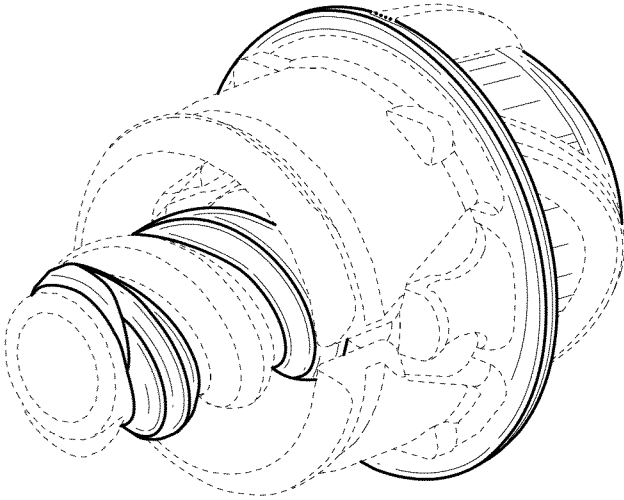


FIG. 2

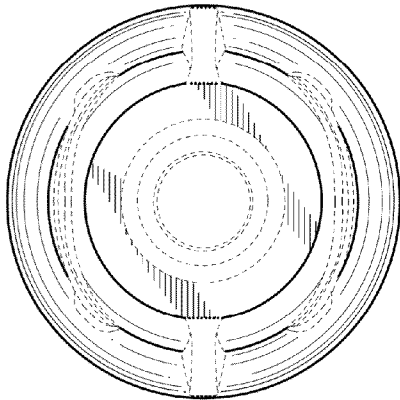


FIG. 3

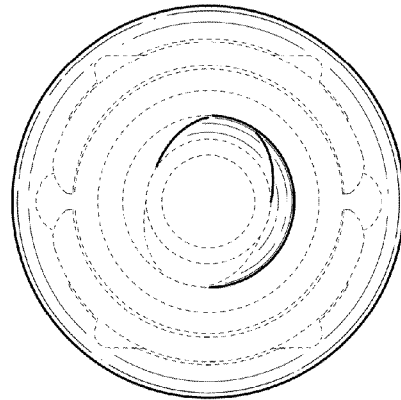


FIG. 4

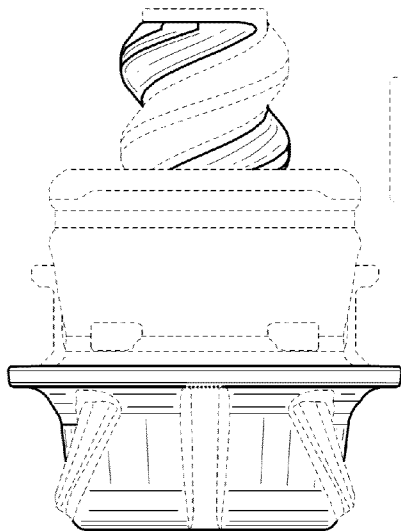


FIG. 5

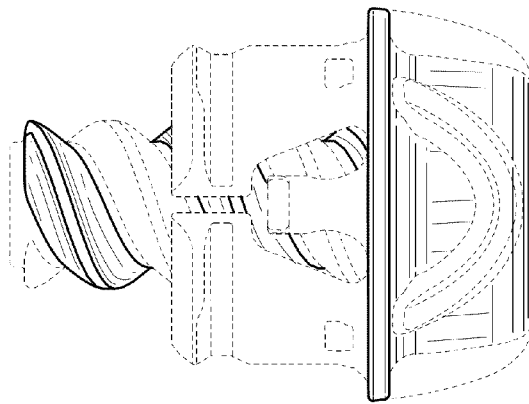


FIG. 6

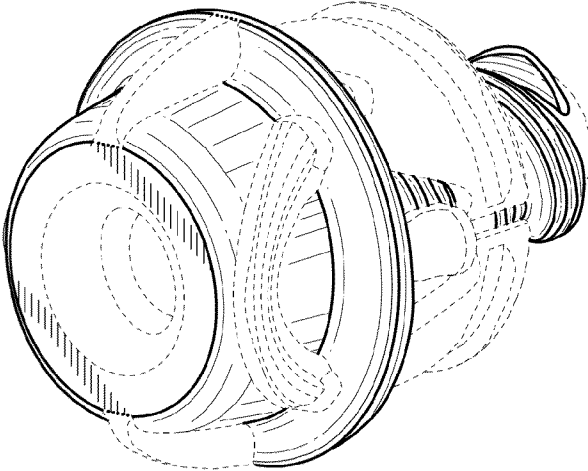


FIG. 7

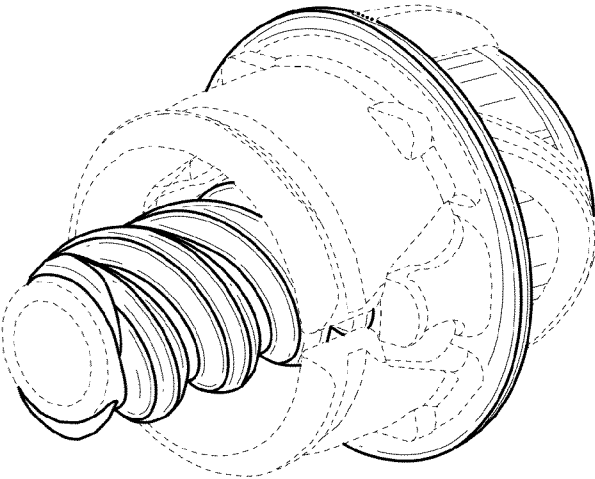


FIG. 8

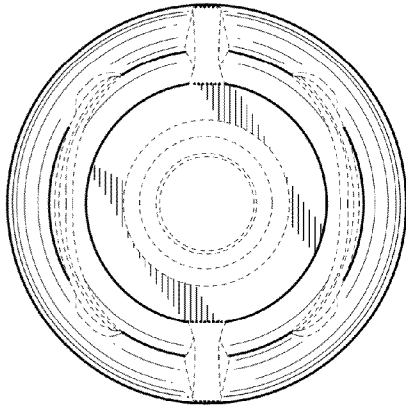


FIG. 9

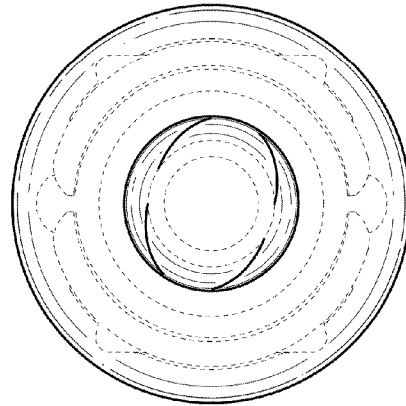


FIG. 10




FIG. 11

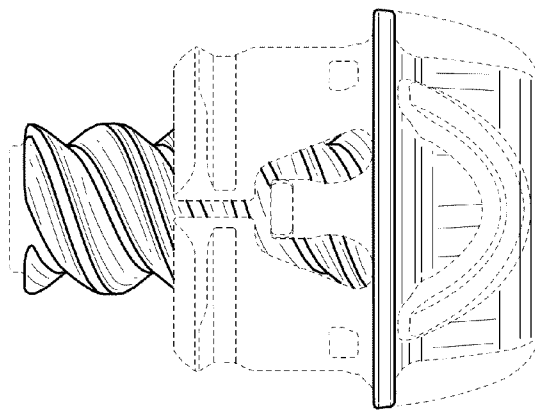


FIG. 12