



INTERNATIONAL APPLICATION PUBLISHED UNDER THE PATENT COOPERATION TREATY (PCT)

<p>(51) International Patent Classification ⁷ : C08B 37/08</p>	<p>A1</p>	<p>(11) International Publication Number: WO 00/46253</p> <p>(43) International Publication Date: 10 August 2000 (10.08.00)</p>
<p>(21) International Application Number: PCT/GB00/00321</p> <p>(22) International Filing Date: 3 February 2000 (03.02.00)</p> <p>(30) Priority Data: 9902412.7 3 February 1999 (03.02.99) GB</p> <p>(71) Applicant (for all designated States except US): FER- MENTECH MEDICAL LIMITED [GB/GB]; Research Avenue South, Heriot-Watt Research Park, Edinburgh EH14 4AP (GB).</p> <p>(72) Inventor; and (75) Inventor/Applicant (for US only): ZHAO, Xiaobin [CN/GB]; Fermentech Medical Limited, Research Avenue South, Heriot-Watt Research Park, Edinburgh EH14 4AP (GB).</p> <p>(74) Agents: FLORENCE, Julia, Anne et al.; Kilburn & Strode, 20 Red Lion Street, London WC1R 4PJ (GB).</p>		<p>(81) Designated States: AE, AL, AM, AT, AU, AZ, BA, BB, BG, BR, BY, CA, CH, CN, CR, CU, CZ, DE, DK, DM, EE, ES, FI, GB, GD, GE, GH, GM, HR, HU, ID, IL, IN, IS, JP, KE, KG, KP, KR, KZ, LC, LK, LR, LS, LT, LU, LV, MA, MD, MG, MK, MN, MW, MX, NO, NZ, PL, PT, RO, RU, SD, SE, SG, SI, SK, SL, TJ, TM, TR, TT, TZ, UA, UG, US, UZ, VN, YU, ZA, ZW, ARIPO patent (GH, GM, KE, LS, MW, SD, SL, SZ, TZ, UG, ZW), Eurasian patent (AM, AZ, BY, KG, KZ, MD, RU, TJ, TM), European patent (AT, BE, CH, CY, DE, DK, ES, FI, FR, GB, GR, IE, IT, LU, MC, NL, PT, SE), OAPI patent (BF, BJ, CF, CG, CI, CM, GA, GN, GW, ML, MR, NE, SN, TD, TG).</p> <p>Published <i>With international search report.</i></p>
<p>(54) Title: PROCESS FOR THE PRODUCTION OF MULTIPLE CROSS-LINKED HYALURONIC ACID DERIVATIVES</p>		
<p>(57) Abstract</p> <p>The present invention relates to a process for the production of cross-linked hyaluronic acid (HA) derivatives, in particular multiple, e.g. double cross-linked hyaluronic acid derivatives. The invention also provides novel cross-linked HA derivatives, products containing them and their uses in medical and pharmaceutical and cosmetic applications.</p>		

FOR THE PURPOSES OF INFORMATION ONLY

Codes used to identify States party to the PCT on the front pages of pamphlets publishing international applications under the PCT.

AL	Albania	ES	Spain	LS	Lesotho	SI	Slovenia
AM	Armenia	FI	Finland	LT	Lithuania	SK	Slovakia
AT	Austria	FR	France	LU	Luxembourg	SN	Senegal
AU	Australia	GA	Gabon	LV	Latvia	SZ	Swaziland
AZ	Azerbaijan	GB	United Kingdom	MC	Monaco	TD	Chad
BA	Bosnia and Herzegovina	GE	Georgia	MD	Republic of Moldova	TG	Togo
BB	Barbados	GH	Ghana	MG	Madagascar	TJ	Tajikistan
BE	Belgium	GN	Guinea	MK	The former Yugoslav Republic of Macedonia	TM	Turkmenistan
BF	Burkina Faso	GR	Greece			TR	Turkey
BG	Bulgaria	HU	Hungary	ML	Mali	TT	Trinidad and Tobago
BJ	Benin	IE	Ireland	MN	Mongolia	UA	Ukraine
BR	Brazil	IL	Israel	MR	Mauritania	UG	Uganda
BY	Belarus	IS	Iceland	MW	Malawi	US	United States of America
CA	Canada	IT	Italy	MX	Mexico	UZ	Uzbekistan
CF	Central African Republic	JP	Japan	NE	Niger	VN	Viet Nam
CG	Congo	KE	Kenya	NL	Netherlands	YU	Yugoslavia
CH	Switzerland	KG	Kyrgyzstan	NO	Norway	ZW	Zimbabwe
CI	Côte d'Ivoire	KP	Democratic People's Republic of Korea	NZ	New Zealand		
CM	Cameroon		Republic of Korea	PL	Poland		
CN	China	KR	Republic of Korea	PT	Portugal		
CU	Cuba	KZ	Kazakstan	RO	Romania		
CZ	Czech Republic	LC	Saint Lucia	RU	Russian Federation		
DE	Germany	LI	Liechtenstein	SD	Sudan		
DK	Denmark	LK	Sri Lanka	SE	Sweden		
EE	Estonia	LR	Liberia	SG	Singapore		

PROCESS FOR THE PRODUCTION OF MULTIPLE CROSS-LINKED HYALURONIC ACID DERIVATIVES

The present invention relates to a process for the production of hyaluronic acid (HA) derivatives, in particular multiple, eg double cross-linked hyaluronic acid derivatives, to novel cross-linked derivatives so obtained, to products containing them and their uses in cosmetic, medical and pharmaceutical applications.

HA is a member of a class of polymers known as glycosaminoglycans. HA is a long chain linear polysaccharide and is usually present as the sodium salt which has a molecular formula of $(C_{14}H_{20}NNaO_{11})_n$ where n can vary according to the source, isolation procedure and method of determination. However, molecular weights of up to 14×10^6 have been reported.

HA and its salts can be isolated from many sources including human umbilical cord, rooster combs and nearly all connective matrices of vertebrate organisms. HA is also a capsular component of bacteria such as Streptococci as was shown by Kendall *et al*, (1937), Biochem. Biophys. Acta, **279**, 401-405; it may therefore also be obtained by fermentation methods. For example, the present applicant's US Patent No 5,411,874 describes a method for producing hyaluronic acid by continuous fermentation of Streptococcus equi.

HA is non-immunogenic and therefore has great potential in medicine. Because of its visco-elastic properties HA having a high molecular weight (over 1 million) has been found to be particularly useful in a variety of clinical fields, including wound treatment, ophthalmic surgery and orthopaedic surgery. HA is also potentially useful in a variety of non-medical fields, such as cosmetic applications.

However, the use of HA in certain of these applications is limited by the fact that following administration to humans HA is readily degraded by enzymes such as hyaluronidases and by free radicals. Furthermore, HA is soluble in
5 water at room temperature, which can also make it less suited to certain applications. Various attempts have therefore been made to prepare more stable forms of HA, in particular by cross-linking the HA molecules.

Thus, USP4,582,865 (Biomatrix Inc.) describes the preparation of cross-linked
10 gels of hyaluronic acid which are formed by cross-linking HA either by itself or mixed with other hydrophilic polymers using divinyl sulfone as the cross-linking agent. It appears that in this case the cross-linking occurs via the hydroxyl groups of HA.

15 USP5,550,187 (Collagen Corporation) describes a method for preparing cross-linked biomaterial compositions which involves mixing a biocompatible polymer, which is preferably collagen but may be selected from other polymers including hyaluronic acid, with a sterile dry cross-linking agent such as a synthetic hydrophilic polymer.

20 USP5,578,661 (Nepera Inc.) describes a gel forming system for use as a wound dressing which is formed from three main components, the first being a water soluble polymer, the second being an acid-containing polymer and the third being a polysaccharide or amino-containing polymer such as hyaluronic acid.
25 In this case the cross-linking appears to be via ion-bonding.

USP5,644,049 (Italian Ministry for Universities and Scientific and Technology Research) describes a biomaterial comprising an inter-penetrating polymer

network (IPN) wherein one of the polymer components is an acidic polysaccharide such as hyaluronic acid and the second polymer component may be a synthetic chemical polymer. The two components may be (but are not necessarily) cross-linked.

5

Tomihata and Ikada have reported cross-linking of HA using a water soluble carbodiimide as cross-linking agent. It was postulated that cross-linking took place via ester groups. The cross-linking reaction was also carried out in the presence of L-lysine methyl ester, which appeared to give additional cross-linking via amide bonds to the lysine ester. (J.Biomed.Mater.Res., 37, 243-251,1997).

US Patent No 5,800,541 describes collagen-synthetic polymer matrices prepared using a multiple step reaction. The first step involves reacting collagen with a synthetic hydrophilic polymer; the resulting matrix may then be modified in a second reaction step which may involve cross-linking or conjugating the matrix with a synthetic polymer, coupling biologically active molecules or glycosaminoglycans to the matrix, cross-linking the matrix using conventional chemical cross-linking agents or modifying the collagen in the matrix by means of chemical reaction. In this process, the initial collagen-synthetic polymer matrix appears to be cross-linked via only one type of bond, and the additional process steps serve to introduce further chemical substances which may form different types of bonds. However, it does not appear that any two of the substances forming the product will be linked to each other by more than one type of bond.

International patent application WO 97/04012 (Agerup) describes polysaccharide (which may be inter alia hyaluronic acid) gel compositions

which are prepared by forming an aqueous solution of the polysaccharide, initiating cross-linking in the presence of a polyfunctional cross-linking agent, sterically hindering the cross-linking reaction from being terminated before gelation occurs (eg by diluting the solution) and then reintroducing sterically
5 unhindered conditions (eg by evaporating the solution) so as to continue the cross-linking to a viscoelastic gel. There is no suggestion in this application that different types of bonds are formed in the two cross-linking stages.

None of the aforementioned documents describe products in which molecules
10 of HA are linked to each other by means of two different types of cross-linking bonds.

We have now found that hyaluronic acid may be cross-linked by two different types of cross-linking bonds, to effect a 'double cross-linking'. The formation
15 of different types of bonds is achieved by effecting the cross-linking via different functional groups. The bonds so formed can therefore be described as functional bonds. Thus for example one type of bond may be formed by cross-linking via hydroxyl groups and a different functional bond formed by cross-linking via e.g. carboxyl groups. Such multiple cross-linking has been found to
20 result in a high degree of cross-linking with improved biostability of HA.

In a first aspect therefore, the present invention provides a process for the preparation of multiple cross-linked derivatives of hyaluronic acid, which process comprises cross-linking HA via two or more different functional
25 groups.

The crosslinking of each type of functional group may be effected by contacting HA with one or more cross-linking agents, simultaneously or sequentially, as

described in more detail hereinbelow.

In this specification, 'multiple crosslinked HA' refers to a hyaluronic acid derivative wherein a molecule of HA is cross-linked to another molecule of HA
5 by means of two or more different types of functional bond. Similarly, 'double crosslinked HA' refers to a hyaluronic acid derivative wherein a molecule of HA is cross-linked to another molecule of HA by means of two different types of functional bond and 'single crosslinked HA' refers to a hyaluronic acid derivative wherein a molecule of HA is cross-linked to another molecule of HA
10 by means of only one type of functional bond

The functional groups which are mainly responsible for cross-linking of HA molecules are the hydroxyl and carboxyl groups. Hydroxyl groups may be cross-linked via an ether linkage and carboxyl groups via an ester linkage. If
15 desired the HA may be chemically modified prior to cross-linking to form other chemically reactive groups. Thus for example HA may be treated with acid or base such that it will undergo at least partial deacetylation, resulting in the presence of free amino groups. Said amino groups may be cross-linked via an amide (-C(O)-NH-); imino (-N=CH-) or amine (-NH-CH-) bond. An imino
20 bond is a precursor of an amine bond and an imino linkage can be converted into an amine linkage in the presence of a reducing agent.

Cross-linking agents which may be used in the process of the present invention include those well-known in the art, for example formaldehyde, glutaraldehyde,
25 divinyl sulfone, a polyanhydride, a polyaldehyde, a polyhydric alcohol, carbodiimide, epichlorohydrin, ethylene glycol diglycidylether, butanediol diglycidylether, polyglycerol polyglycidylether, polyethylene glycol, polypropylene glycol diglycidylether, or a bis-or poly-epoxy cross-linker such

as 1,2,3,4-diepoxybutane or 1,2,7,8-diepoxyoctane.

To form an ether linkage the cross-linking agent is preferably selected from formaldehyde, glutaraldehyde, divinyl sulfone and, in alkaline conditions, bis
5 and poly epoxides. Preferably the crosslinker contains a hydrophobic hydrocarbon segment, e.g. 1,2,3,4,-diepoxybutane, or most preferably 1,2,7,8-diepoxyoctane.

To form an ester linkage the cross-linking agent is preferably selected from
10 polyhydric alcohols, carbodi-imides, polyanhydrides, carboxylic acid chlorides and, in acid conditions, bis and poly epoxides. Preferably the crosslinker contains a hydrophobic hydrocarbon segment, e.g. 1,2,3,4,-diepoxybutane, or most preferably 1,2,7,8-diepoxyoctane.

15 An amide linkage is preferably formed using a cross-linking agent selected from carbodi-imides in the presence of amines, carboxylic acid anhydrides and chlorides (with de-acetylated HA), and diisocyanates.

An amine linkage is preferably formed using a cross-linking agent selected
20 from an epoxide, or glutaraldehyde with a reducing agent, in the presence of amino groups in deacylated HA.

An imino linkage (schiff base bond) may be formed using glutaraldehyde in the presence of amino groups in deacylated HA.

25

A sulfone linkage is preferably formed using a sulfonyl chloride.

In one embodiment of the present invention, the different functional bonds may

be formed sequentially, in a multi-step process, which may be achieved either by using a different cross-linking agent for each stage or by using the same cross-linking agent at each stage and adjusting the reaction conditions to control the specific cross-linking reaction required.

5

Thus, to achieve multiple, e.g. double, cross-linking in a step-wise manner according to the present invention a first cross-linking reaction is carried out, for example using one of the methods described below. When this is complete, or has progressed as far as required, a further cross-linking agent is added to the reaction mixture to effect the second cross-link. The further cross-linking agent may be the same or different from the first. When a different cross-linking agent is employed it will generally be selected such that without changing the reaction conditions, it will form a different type of functional bond. However, when the same cross-linking agent is employed to form both cross-links, the reaction conditions should be adjusted accordingly in order to form a different type of bond. Those skilled in the art will readily be able to select an appropriate cross-linking agent and the appropriate reaction conditions to form the desired bond.

20 For the avoidance of doubt, it is noted that if the same cross-linking agent is used under the same reaction conditions at each step, this will result in only one type of linkage, i.e. it will give a single cross-linked product, albeit produced in two or more stages.

25 It will be appreciated that when the two or more functional bonds according to the invention are formed sequentially, i.e. in a multi-stage reaction, the cross-link formed in the first stage of the reaction should be sufficiently strong to withstand the reaction conditions needed to form the second or subsequent

cross-link(s). Thus, the stronger of the two (or more) bonds should be formed first. This will be readily apparent to the skilled worker and if necessary can be determined by means of routine experimentation.

- 5 Thus, when the cross-links are to be formed via hydroxyl and carboxyl groups it will be recognised that the first-stage cross-linking should be effected via the hydroxyl groups to give an ether linkage and the second-stage cross-linking will then be effected via the carboxyl groups, to give an ester link.
- 10 An ether bond may be formed using an epoxide crosslinker under alkaline conditions, preferably at a pH of 10 or more or, providing the HA contains no free amino groups, using glutaraldehyde as the crosslinking agent under acid conditions e.g. pH4 or less. An ester bond may be formed with an epoxide crosslinker under acid conditions e.g. pH4 or less.
- 15 Thus, for example, a first cross-linking reaction to form an ether linkage may be carried out using an epoxide such as 1,2 7,8-diepoxyoctane under alkaline conditions, preferably at a pH of 10 or more, for example in the range of pH 10 to pH12. A second cross-linking reaction to form an ester linkage may
- 20 subsequently be effected employing the same cross-linking agent, and adjusting the pH of the reaction medium to pH4 or less, for example in the range pH 4 to pH2. Alternatively different cross-linking agents may be used in each step, in which case it may not be necessary to adjust the reaction conditions. Thus for example a first cross-linking reaction may be carried out using glutaraldehyde
- 25 under acidic conditions to form an ether link, followed by reaction with an epoxide cross-linker also under acid conditions to form an ester link.

The ratio of cross-linking agent to HA employed at each stage of this process

will generally be in the range 1:10 to 10:1 by weight.

The individual cross-linking reactions may be carried out according to methods known generally in the art.

5

Thus, the HA utilised as the starting material may be in the form of a film or in solution.

When HA film is employed, this may be suspended in a suitable solvent
10 together with a cross-linking agent. The reaction medium preferably comprises an organic solvent such as acetone, chloroform, or an alcohol e.g. ethanol or isopropanol, admixed with an aqueous acidic or alkaline solution. An acidic solution preferably has a pH of 4 or less and an alkaline solution preferably has a pH of 10 or above. The cross-linking reaction suitably takes place at a
15 temperature in the range of 15 to 30°C e.g. ambient temperature.

Preferably, when HA film is employed as starting material an ether cross-link is first formed with either an epoxide under alkaline conditions or, providing there are no free amino groups present, glutaraldehyde under acid conditions,
20 followed by formation of an ester cross-link using epoxide under acid conditions. If the HA has been deacetylated to provide free amino groups, a schiff base with an imino linkage can be formed by reacting with glutaraldehyde under acidic conditions. An imino bond can be converted to an amine bond using a reducing agent.

25

HA may also be employed as an aqueous acidic or alkaline solution to which the cross-linker is added. Under acidic conditions the pH of the starting solution is preferably pH4 or lower and for an alkaline solution the pH is

preferably pH10 or above. The concentration of HA is suitably in the range 1 to 10% w/w. The reaction may be effected at a temperature in the range of 15 to 50°C. The time for completion of the cross-linking reaction may in general vary from about an hour to a few days.

5

Preferably, when an HA solution is employed an ether cross-link is first formed with an epoxide under alkaline conditions, followed by formation of an ester cross-link using an epoxide (preferably the same epoxide as in the first step) under acidic conditions.

10

Alternatively, HA solution may be subjected to a first cross-linking reaction, the intermediate product dried to form a film and said film subjected to a further cross-linking reaction as described above to give a double cross-linked product in the form of a film. Preferably, to obtain a double cross-linked HA according to this procedure, an ether cross-link is first formed with an epoxide under alkaline conditions, followed by formation of an ester cross-link using an epoxide (preferably the same epoxide as in the first step) under acidic conditions.

15

20 In another embodiment of this invention, multiple cross-linking of HA, in particular double cross-linking, may be effected in a single step reaction, by contacting HA simultaneously with two different cross-linking agents, suitable for cross-linking two different functional groups under the same conditions. Thus, for example, to form both ether and ester groups in a single step HA may
25 be contacted with a mixture of glutaraldehyde and 1,2,7,8- diepoxyoctane.

The ratio of cross-linking agent to HA employed at each stage of this process will generally be in the range 1:10 to 10:1 by weight.

The precise nature of the product may be varied by appropriate selection of reaction conditions so as to control the degree of cross-linking and hence the properties of the product. Factors which influence the degree of crosslinking and hence the nature of the final product include the form of the HA starting material employed, the feeding ratio of crosslinking agent to HA, the reaction time, temperature and the pH. The product may be obtained in the form of a gel or film and may be clear or opaque. The water absorption capacity and biostability will vary depending on the precise nature of the product.

10

A product according to the invention may be obtained in the form of a film or sheet by employing HA starting material in the form of a solution, film or sheet and carrying out the process without stirring. It will be appreciated that when HA is employed in the form of a film or sheet, this will absorb water when placed in aqueous solution such as PBS buffer and swell to form a gel. If desired an intermediate film may optionally be formed after the first cross-linking step, as described above. The product may be clear or opaque, depending upon the degree of cross-linking which occurs. Highly cross-linked HA products are generally opaque and may even be white in colour.

20

A product according to the invention in the form of a gel may be obtained by hydration of a film, which may for example be prepared as described above. If necessary the film may be subdivided into small pieces to facilitate absorption of water.

25

To obtain a product according to the invention in the form of an opaque gel, the HA starting material may be employed in the form of a solution, film or sheet and the entire process effected with stirring and without forming a film at any

stage.

Whichever cross-linking method is used, the completion of the reaction can be routinely controlled by methods well known in the art, for example, the reaction
5 may be terminated by neutralising the reaction mixture and solvent precipitation to obtain a product with the desired degree of cross-linking.

The final product may be isolated from the reaction medium by conventional procedures.

10

In a preferred embodiment the present invention provides a process for preparing double cross-linked HA, said process comprising contacting HA with one or more cross-linking agents under conditions suitable for forming two different bonds between the HA molecules. Preferably the cross-linking
15 reactions are effected sequentially. Thus, the two-stage process according to the invention comprises:

- (a) cross-linking HA via a first functional group and subsequently
- (b) further cross-linking the product of (a) via a second functional group,
20 wherein said first and second functional groups represent different chemical entities.

It will be understood that when a product containing more than two different cross-links is required, this may be prepared by an appropriate combination of
25 sequential or simultaneous cross-linking reactions as described above.

Cross-linked HA prepared according to the present invention contains at least two different types of cross-linking bonds, for example both ether and ester

bonds.

It is believed that multiple (e.g. double) cross-linked HA derivatives prepared according to the present invention are themselves novel. Thus, in a further
5 aspect the present invention provides multiple cross-linked HA (i.e. HA cross-linked via two or more different functional bonds) obtainable by the process described hereinbefore. Preferably the invention provides double cross-linked HA obtainable by the process described hereinbefore.

10 In a further aspect the present invention provides HA cross-linked to itself (i.e. to a further molecule of HA) wherein the HA is crosslinked by at least two different types of bond. Preferably the HA is double cross-linked HA.

Double-crosslinked HA according to the present invention may have a degree
15 of cross-linking in the range 10 to 50 %, eg 15 to 30, preferably 20 to 25% (where 100% is represented by cross-linking of all OH groups at the C6 position and all COOH groups at the C5 position). The degree of cross-linking may be measured by elemental analysis or solid state NMR analysis.

20 The ratios of the different functional bonds in the product will vary depending on the types of functional bonds present and the reaction conditions used to form them. For a double cross-linked product containing ether and ester bonds the ratio of these bonds may vary from 50:50 to 95:5, eg 60:40 to 80:20 ether:ester bonds.

25

In general a product according to the present invention has a greater degree of cross-linking, that is to say, a denser network of cross-links than does single cross-linked HA. A higher degree of cross-linking has been found to reduce the

water absorption capacity of the cross-linked HA, resulting in greater stability in aqueous solution. In addition double cross-linked HA has been found to exhibit greater stability against degradation by hyaluronidase, and against degradation due to free radicals, indicating an increased biostability.

5

An opaque product according to the present invention generally has a higher degree of cross-linking and hence lower water absorption capacity and greater stability, than a clear product. Such products are suitable for long term implantation.

10

A clear product e.g. a clear film according to the present invention has higher water absorption capacity than an opaque product and such products are particularly suitable for dermal implants, wound healing (absorption of exudate) and resorbable short-term implantation.

15

The multi-step process described above is preferred when a highly cross-linked product with low water absorption capacity is desired. Simultaneous cross-linking generally results in a water-insoluble product, but with higher water absorption capacity than a product prepared using a multi-stage (e.g. two-step) process under similar conditions.

20

Furthermore it has been found that using a first crosslinked HA film for the second cross-linking step provides a product (which may be in film form or may be converted into a gel) with lower water absorption capacity than double cross-linked HA prepared from HA solution under similar crosslinking conditions (ie with no intermediate film formation). Indeed it has been found that the water absorption capacity of the resulting products can vary from 400% to 1000% for film and gel starting materials respectively.

25

Cross-linked HA derivatives according to the present invention may be used in a variety of pharmaceutical, medical (including surgical) and cosmetic applications.

5

Thus, they may for example be useful in promoting wound healing, e.g., as a dermal wound dressing.

They may also be useful in preventing adhesion e.g. preventing tissue growth
10 between organs following surgery.

Crosslinked HA derivatives according to the present invention may also find application in the ophthalmic field e.g. for vitreous fluid replacement, as corneal shields for delivery of drugs to the eye or as lenticules.

15

Crosslinked HA derivatives according to the present invention may also be useful in surgery, for example as solid implants for hard tissue augmentation e.g. repair or replacement of cartilage or bone, or for soft tissue augmentation, as breast implants, or as coating for implants intended for long term use in the
20 body, such as breast implants, catheters, cannulas, bone prostheses, cartilage replacements, mini pumps and other drug delivery devices, artificial organs and blood vessels, meshes for tissue reinforcement, etc. They may also be used as joint lubricants in the treatment of arthritis.

25 A further use for the derivatives of the present invention is in the delivery of therapeutically active agents including in any of the aforementioned applications. Therapeutically active agents may be chemotherapeutic agents or biologically active factors (e.g. cytokines) and include anti-inflammatory

agents, antibiotics, analgesics, anaesthetics, wound healing promoters, cystostatic agents, immunostimulants, immunosuppressants and antivirals

5 The therapeutically active factors may be bound to the crosslinked HA derivative by methods well known in the art.

The crosslinked HA derivatives may be used in a variety of forms including membranes, beads, sponges, tubes, sheets and formed implants.

10 The invention will now be further illustrated by the following non-limiting examples.

The following procedures were used to measure stability of the products.

15 **Methodology**

Water absorption capacity assessment

20 20mg (Wd) of each dried cross-linked samples were immersed in PBS formulation buffer solution for 24 hours to obtain a fully swollen gel. The wet gel was filtered off and the residual water at the surface was removed using tissue paper. The wet gel was weighed to get Ws. Thus the water absorption capacity (WAC) (%) can be calculated according to the following formula:

$$\text{WAC}(\%) = (W_s - W_d) / W_d \times 100$$

25 **Resistance to Hyaluronidase Digestion**

20mg crosslinked HA was suspended in 6ml PBS buffer solution (pH=7.2) containing 1000U hyaluronidase and incubated at 37 degree C for 24 hours.

After that, the film was removed and rinsed using PBS buffer and all the rinsing solution was collected to obtain total 10ml solution. This solution was boiled for 30 minutes to get hyaluronidase precipitation. The solution then was centrifuged at 4000rpm/10minutes. The supernatant solution was made up to 5 25 ml using PBS solution in a volumetric flask. The HA concentration was measured using Carbazole assay.

The HA weight loss due to hyaluronidase digestion can be calculated using the following formula:

10

$$\text{HA weight loss (\%)} = \frac{[\text{HA}]_{\text{x25}}}{[\text{HA}]_{\text{o}}} \times 100$$

in which, [HA] is the concentration of HA, [HA]_o is the original HA content (mg).

15

Resistance to free radicals

Ferton agents are used to create free radicals, which are formed by 25 microliter 0.1 ascorbic acid and 0.25 microliter 0.1M H₂O₂ in 5ml PBS solution. 20 mg dried sample was added to this solution for digestion. The digestion time is 20 24hours at 37°C. After this, the film was removed and rinsed using PBS buffer and all the rinsing solution was collected and made up to 25 ml using PBS buffer in a volumetric flask. The HA concentration was measured using Carbazole assay. The HA weight loss can be calculated using the same formula as hyaluronidase digestion.

25

Example 1**Formation of Double crosslinked HA film, starting from HA film**

5 ml of HA (1%) was cast for 4 days at room temperature to get HA film. The
5 resulting film was suspended in a mixture of CHCl_3 solvent/acidic or alkaline
solution / 1,2,7,8-diepoxyoctane or glutaraldehyde cross-linker. The cross-
linking reaction was effected at room temperature for a fixed time (24hr). A
further amount of cross-linking agent was added, and if necessary the pH
adjusted, and the mixture was allowed to stand at room temperature for a further
10 24 hours, to effect the second cross-linking reaction. The detailed cross-linking
conditions are shown in Table 1. After the cross-linking, the samples were
washed with IPA and acetone for three times, immersed into IPA/deionised
water (60/40) overnight and then washed with acetone and dried in a 37°C oven
to get a constant weight.

15

Table 1 Formation of Cross-linked HA (CHA) from HA Film

	First crosslinker		Second crosslinker		Time (hour)	Temperature (°C)	pH	Water absorption capacity (%)
	Name	feeding ratio *	Name	Feeding ratio*				
CHA-2	G	2.5/1	E	0.75/1	24h/ 24h	RT	H+	414.4
CHA-8	E	0.75/1	E	0.75/1	24h/24 h	RT	OH - /H+	403.0
CHA-3	G	2.5/1	E	0.75/1	24h/ 24h	RT	H+/ OH -	4430.0
CHA-5	E	0.75/1	G	2.5/1	24h /24h	RT	H+	1017.2
CHA-9	E	0.75/1	G	2.5/1	24h/24 h	RT	OH +/H +	4400.0
Reference Examples								
CHA-1	G	2.5/1	G	2.5/1	24h/ 24h	RT	H+	11132.5
CHA-4	E	0.75/1	E	0.75/1	24h /24h	RT	H+	781.9
CHA-6	E	0.75/1	E	0.75/1	24h/ 24h	RT	H+/ OH -	Dissolved
CHA-7	E	0.75/1	E	0.75/1	24h/24 h	RT	OH -	11989.1

* Feeding ratio: the weight ratio of HA to crosslinker

5 E: = 1,2,7,8-diepoxyoctane; G: = Glutaraldehyde

H+ represents a pH of about 4; OH- represents a pH of about 10

CHA-1, CHA-4, and CHA-7, were each prepared using the same conditions for each crosslinking step, giving only ether bonds (single cross-linking).

Example 2**Formation of double crosslinked HA gel from HA solution**

0.1g of HA was dissolved in 0.25N NaOH solution or 0.25N HCl solution to
 5 obtain HA solutions at 10% or 2.5% concentration. Cross-linking agent was
 added and the mixture subjected to mechanical stirring. The first cross-linking
 reaction was effected at 40°C for a period of about 2 hours. A second cross-
 linking reaction was effected using a further amount of the same cross-linker,
 with adjustment of the reaction conditions. Detailed reaction conditions are
 10 given in Table 2. After cross-linking, the formed gel was washed with IPA,
 acetone and extracted with IPA/water overnight and then washed with IPA and
 acetone respectively for three times. The samples were dried in a 37°C oven to
 achieve a constant weight. The product was obtained as an opaque gel.

15 **Table 2 – Formation of Cross-linked HA (CHA) from HA Solution**

	First crosslinker		Second crosslinker		Time (hr)	Temp (°C)	pH	Water absorption capacity (%)
	Name	feeding ratio	Name	feeding ratio				
CHA-11	E	1/1	E	1/1	2h/2h	40	OH- /H+	390.0
CHA-10	E	1/1	E	1/1	2h/2h	40	OH- /OH-	620.0
CHA-12	E	1/1	E	1/1	2h/2h	40	H+ / OH -	1830.0
CHA-13	E	1/1	E	1/1	2h/2h	40	H+ / H+	dissolved

E: 1,2,7,8-diepoxyoctane

H+ represents a pH of about 4; OH- represents a pH of about 10

Example 3**Formation of double cross-linked HA (CHA) from HA solution via HA film**

- 5 0.1g of HA was dissolved in 0.25N NaOH solution or 0.25N HCl solution to obtain HA solutions at 10% or 2.5% concentration. Cross-linking agent was added. The reaction was carried out in a Petri dish with little or no mechanical stirring. The first cross-linking reaction was effected at room temperature for a period of about 48 or about 72 hours. The intermediate product was dried to
- 10 yield a film or sheet (depending upon the thickness). A second cross-linking reaction was effected using the methodology described in Example 1. Detailed reaction conditions are given in Table3 below. After cross-linking, the product was washed (x3) with IPA and acetone and extracted with IPA/water overnight and then washed with acetone. The samples were dried in a 37°C oven to
- 15 achieve a constant weight and the product obtained in the form of a film or sheet.

Table 3 – Formation of Cross-linked HA (CHA) from HA solution via HA film

	First crosslinker		Second crosslinker		Time (hour)	Temperature(°C)	pH	Water absorption capacity (%)
	Name	Feeding ratio	Name	Feeding ratio				
CHA-17	E	0.375/1	E	0.5/1	72/24	RT	OH-/H+	403.2
CHA-19	E-1	0.375/1	E	0.5/1	72/24	RT	OH-/H+	1030.0
CHA-14	E	0.375/1	/	/	72	RT	Neutral	2419.1
CHA-15	E	0.375/1	/	/	72	RT	H+	2128.3
CHA-16	E	0.375/1	/	/	72	RT	OH-	1318.6
CHA-18	E-1	0.375/1	/	/	72	RT	OH-	2600.4

5 E: 1,2,7,8-diepoxyoctane; E-1: epichlorhydrin

H+ represents a pH of about 4

OH- represents a pH of about 10

10 **Table 4 Biostability of crosslinked HA against hyaluronidase and free radicals**

NO	WEIGHT LOSS(%)	
	Hyaluronidase digestion	Ferton digestion (free radical)
CHA-16	10.45±0.21	7.89±1.92
CHA-17	1.45±0.92	5.63±2.73

Example 4

0.1gm HA were dissolved in 2ml 1N NaOH solution overnight to get 5%HA alkaline solution. To this solution was added 0.2ml 1,2,7,8-diepoxyoctane.

5 0.2ml chloroform was then added whilst stirring at 40°C for 30 minutes. After forming the ether cross-linkage, 2.2ml 1N HCl was added to change the pH of the solution to between 3-4. A further 0.2ml 1,2,7,8-diepoxyoctane was added and 0.2ml chloroform was then added whilst stirring at 40°C for 30 minutes.

After the ester cross-linkage, the formed gel was precipitated with 20ml acetone

10 and purified according to the same procedure as detailed in Example 2.

Example 5

To 5ml HA/NaOH (1N) solution, 0.5 ml epichlorhydrin and 0.2ml chloroform

15 were added and mixed at room temperature for 10 minutes. The solution was cast in a petri dish and allowed to dry as a film of cross-linked HA (CHA-18). After neutralisation with 1N HCl, the CHA-18 sample was suspended in 20ml chloroform/0.1N acidic aqueous solution (3/1 v/v) and 0.2ml 1,2,7,8-

diepoxyoctane was added and allowed to react at room temperature for 24

20 hours. The resulting sample, CHA-19, was purified according to the same procedure detailed in Example 1.

Example 6

25 20 ml of 2.5% HA/NaOH (1.0N) solution was mixed with varied volumes of 1,2,7,8-diepoxyoctane for 5 minutes under stirring. The mixed solution was then spread on to a 7cm dimension of polystyrene non-collagen coated Petri

- dish with a cover. After 24 hours at room temperature, the cover was removed and the cross-linked gel was dried off for 48 hours. The dried film with controllable thickness was neutralised with acetone/HCl solution and purified with acetone/H₂O, acetone and IPA. Then the first cross-linked sheet-like
- 5 material was put into an acetone/HCl solution at pH 5 and 0.4ml 1,2,7,8-diepoxyoctane for another 24 hours cross-linking at room temperature. The obtained sheet was purified with acetone/water, acetone, and IPA/water, IPA several times.
- 10 The obtained double cross-linked HA sheet is insoluble in water and was found to pick up ten-folds of water to form a transparent gel. It also shows very good mechanical strength, which is an important feature for tissue engineering.

Solid state¹³C NMR Analysis of HA Samples

- 15 The solid-state¹³C NMR analysis of the hyaluroan and the two double cross linked samples was carried at 50 MHz using an Advance 200 spectrometer. The spectra obtained using a contact time of 1 ms in the standard cross polarisation (CP) pulse sequence are shown in Figures 1-3. A spectrum of
- 20 sample No. 3 containing the internal standard, tetrakis(trimethyl)silane (TKS, chemical shift of 3.2 ppm), was also obtained using a contact time of 5 ms (Figure 4). The peak assignments referenced to TKS are as follows.

		Chemical shift, ppm
	C=O in carboxyl and acetyl	170-180
	C=O in ester for modified samples	165-170 (shoulder)
5	C ₁	95-110
	C ₂ -C ₅ plus OCH and OCH ₂ in modifier	65-90
	C ₆	60-65
	C-N	53-60
	CH ₂ in modifier not bound to O	20-40
10	CH ₃ in acetyl	20-25

Sample 1 (Figure 1) is pure hyaluronic acid without modification. The actual formulations for sample 2 and sample 3 are shown in following Table:

	FIRST CROSSLINKING				SECOND CROSSLINKING			
	feeding ratio	pH	Reaction temperature (°C)	Reaction time (hours)	feeding ratio	pH	Reaction temperature (°C)	Reaction time (hours)
Sample 2	3/1	10	RT	72				
Sample 3	1/2	10	RT	2hours	1/2	4	RT	2hours

15

Sample 2 (Figure 2): prepared according to the method of Example 3 but without the second crosslinking. The feeding ratio is the amount of HA to 1,2,7,8-diepoxyoctane. The formed film was cut into fine meshes for NMR analysis.

20

Sample 3 (Figures 3 and 4): prepared according to the method of Example 2 to form a gel, which was milled to a fine powder for NMR analysis.

Claims

1. A process for the preparation of multiple cross-linked derivatives of
5 hyaluronic acid, which process comprises cross-linking HA via two or
more different functional groups.
2. A process according to claim 1 wherein the functional groups are selected
from hydroxyl, carboxyl and amino.
- 10 3. A process according to claim 1 or claim 2 wherein the crosslinking is
effected by means of two or more different bonds selected from ether,
ester, sulfone, amine, imino and amide bonds.
- 15 4. A process according to any of claims 1 to 3 wherein the cross-linking
agent is selected from formaldehyde, glutaraldehyde, divinyl sulfone, a
polyanhydride, a polyaldehyde, a polyhydric alcohol, carbodiimide,
epichlorohydrin, ethylene glycol diglycidylether, butanediol
diglycidylether, polyglycerol polyglycidylether, polyethylene glycol
20 diglycidylether, polypropylene glycol diglycidylether, or a bis- or poly-
epoxy cross-linker.
5. A process according to any of claims 1 to 4 wherein an ether bond is
formed using a crosslinking agent selected from bis and poly epoxides
25 under alkaline conditions.
6. A process according to any of claims 1 to 4 wherein an ester bond is
formed using a crosslinking agent selected from bis and poly epoxides

under acidic conditions.

- 5
7. A process according to claim 5 or claim 6 wherein the crosslinker is selected from 1,2,3,4-diepoxybutane and 1,2,7,8-diepoxyoctane.
8. A process according to any of claims 1 to 4 wherein an ether bond is formed using a glutaraldehyde cross-linking agent under acidic conditions.
- 10
9. A process according to any of claims 1 to 8 wherein the crosslinking of each type of functional group is effected sequentially.
- 15
10. A process according to claim 9 which comprises cross-linking HA via a first functional group and subsequently further cross-linking the product via a second functional group, wherein said first and second functional groups represent different chemical entities.
- 20
11. A process according to claim 9 or claim 10 wherein HA is first cross-linked via the hydroxyl groups by formation of ether bonds and subsequently cross-linked via the carboxyl groups by formation of ester bonds.
- 25
12. A process according to any of claims 1 to 8 wherein the crosslinking of each type of functional group is effected simultaneously.
13. A process according to any of claims 1 to 12 for preparing double crosslinked HA.
14. A process according to claim 13 which comprises:

(a) cross-linking HA via a first functional group and
(b) subsequently further cross-linking the product of (a) via a second functional group, wherein said first and second functional groups represent different chemical entities.

5

15. Multiple cross-linked HA obtainable by a process according to any of claims 1 to 14.

16. HA cross-linked to itself wherein the HA is crosslinked by at least two
10 different types of bond.

17. Cross-linked HA according to claim 15 or claim 16 wherein the crosslinking bonds are selected from two or more of ether, ester, sulfone, amine, imino and amide bonds.

15

18. Multiple cross-linked HA according to any of claims 15 to 17 in the form of a film.

19. Multiple cross-linked HA according to any of claims 15 to 17 in the form
20 of a gel.

20. HA according to any of claims 15 to 19 which is double cross linked HA.

21. A product comprising multiple cross-linked HA according to any of
25 claims 15 to 20.

22. The use of HA according to any of claims 15 to 20 in the preparation of a product for pharmaceutical, cosmetic or medical use.

23. The use of HA according to any of claims 15 to 20 or a product according to claim 21 in medicine or surgery.

1/4

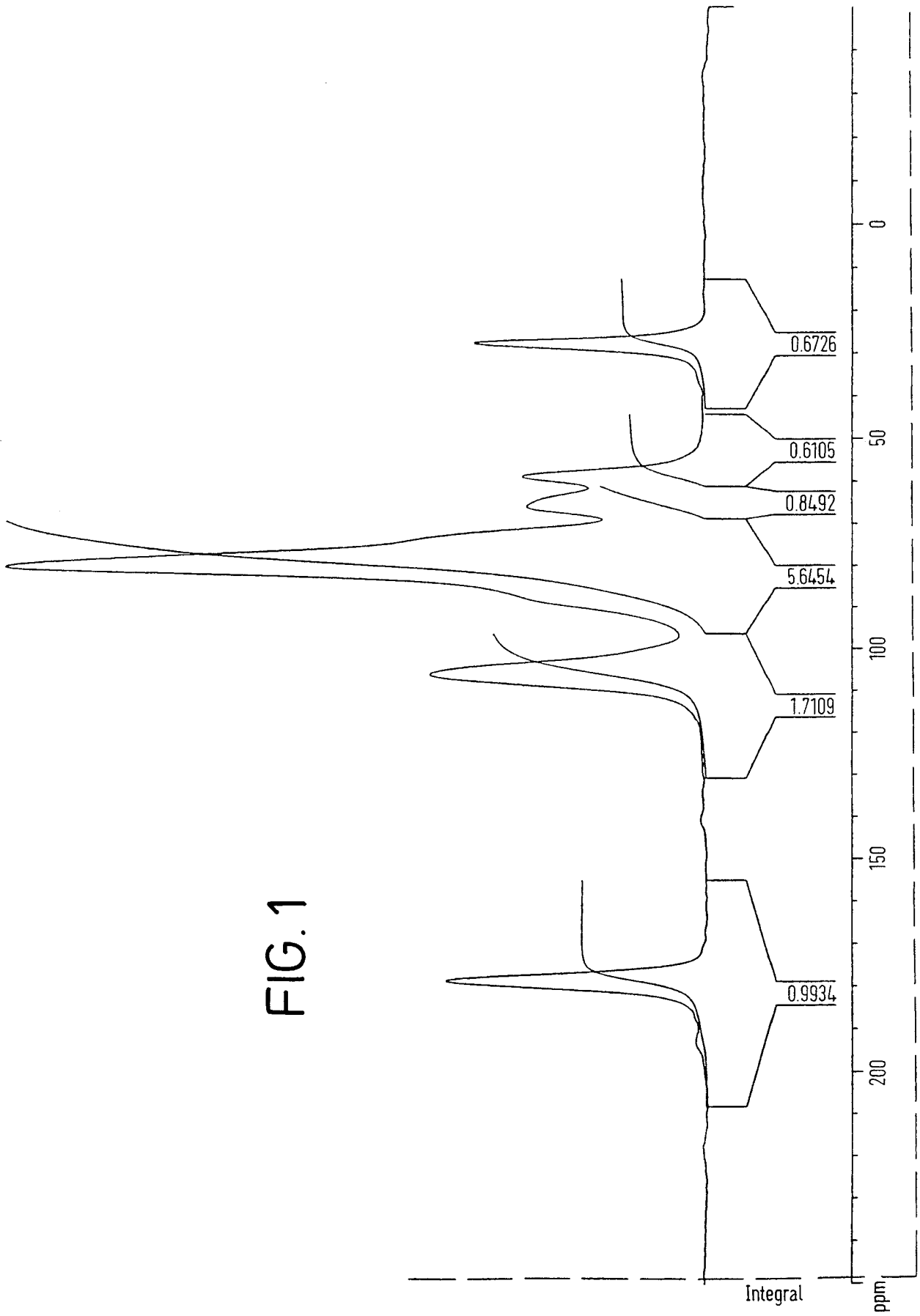


FIG. 1

2/4

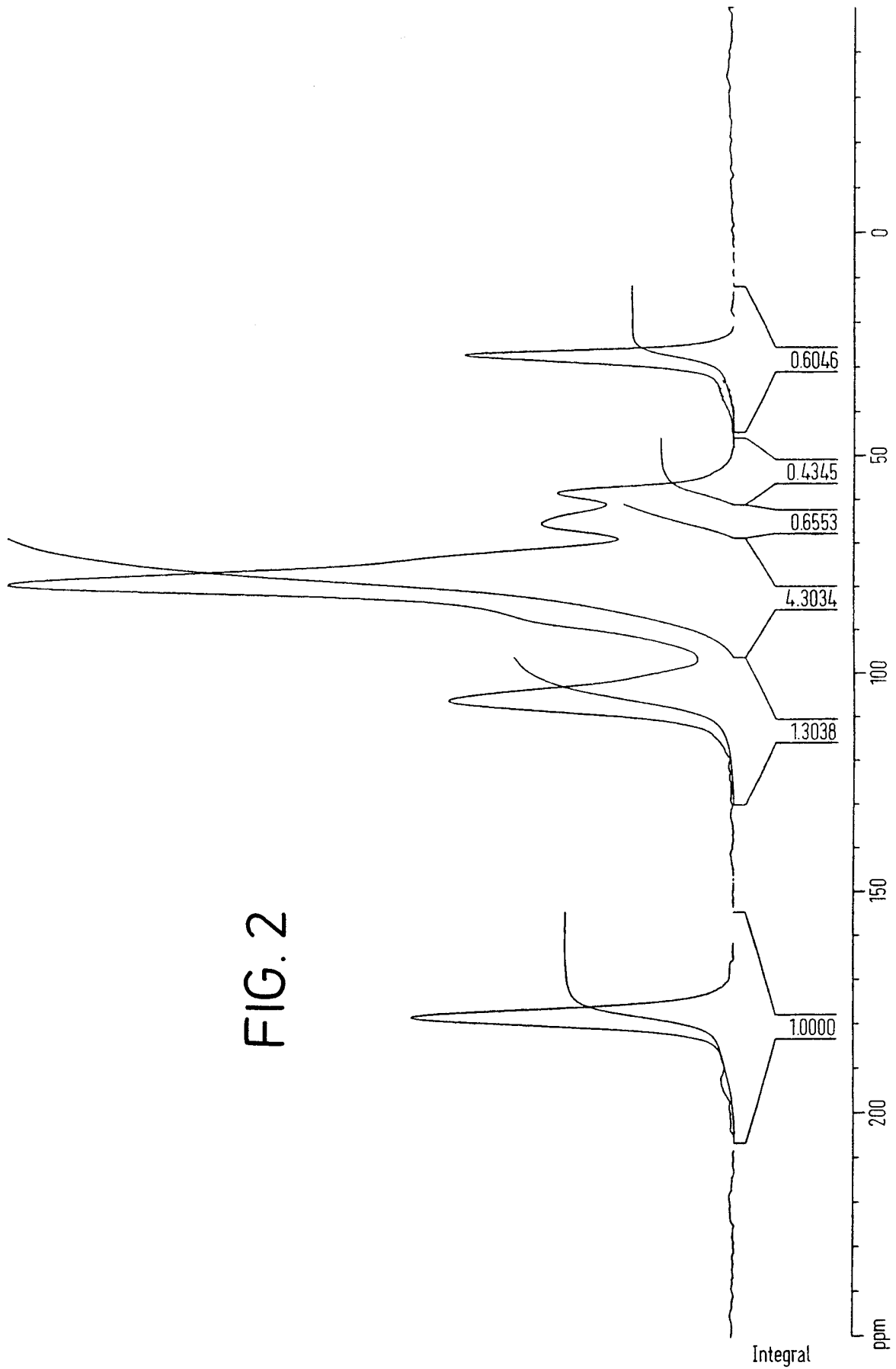


FIG. 2

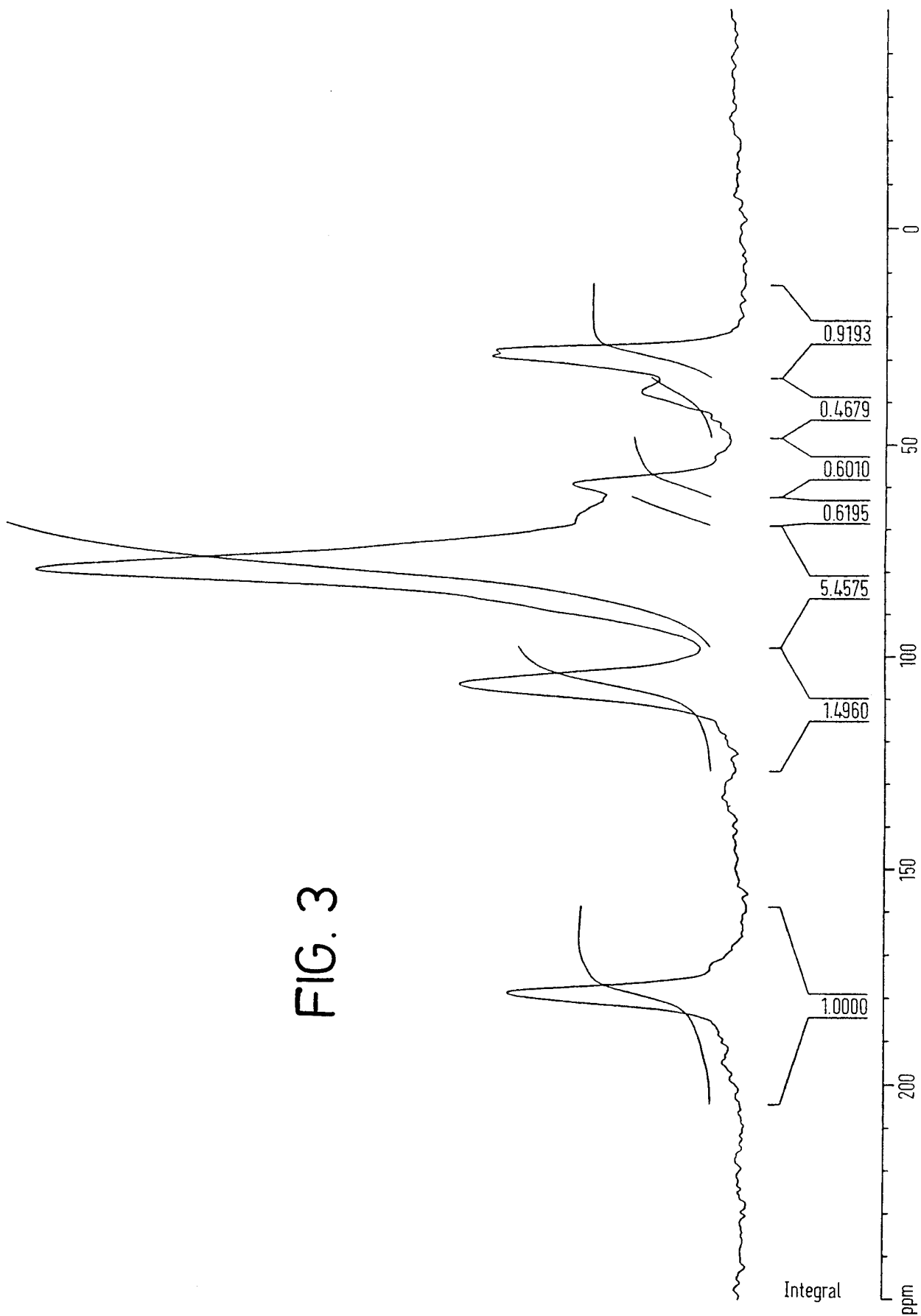


FIG. 3

4/4




FIG. 4

INTERNATIONAL SEARCH REPORT

International Application No

PCT/GB 00/00321

A. CLASSIFICATION OF SUBJECT MATTER

IPC 7 C08B37/08

According to International Patent Classification (IPC) or to both national classification and IPC

B. FIELDS SEARCHED

Minimum documentation searched (classification system followed by classification symbols)

IPC 7 C08B

Documentation searched other than minimum documentation to the extent that such documents are included in the fields searched

Electronic data base consulted during the international search (name of data base and, where practical, search terms used)

C. DOCUMENTS CONSIDERED TO BE RELEVANT

Category °	Citation of document, with indication, where appropriate, of the relevant passages	Relevant to claim No.
X	WO 98 02204 A (HERCULES) 22 January 1998 (1998-01-22) page 3, line 18 -page 4, line 13 ---	1-23
X	EP 0 341 745 A (FIDIA) 15 November 1989 (1989-11-15) page 2, line 4 - line 9 page 3, line 46 page 9, line 34 - line 36 ---	15-23
Y	EP 0 161 887 A (SEIKAGAKU KOGYO) 21 November 1985 (1985-11-21) page 2, line 28 -page 3, line 5 ---	1-23
	-/--	

Further documents are listed in the continuation of box C.

Patent family members are listed in annex.

° Special categories of cited documents :

- "A" document defining the general state of the art which is not considered to be of particular relevance
- "E" earlier document but published on or after the international filing date
- "L" document which may throw doubts on priority claim(s) or which is cited to establish the publication date of another citation or other special reason (as specified)
- "O" document referring to an oral disclosure, use, exhibition or other means
- "P" document published prior to the international filing date but later than the priority date claimed

- "T" later document published after the international filing date or priority date and not in conflict with the application but cited to understand the principle or theory underlying the invention
- "X" document of particular relevance; the claimed invention cannot be considered novel or cannot be considered to involve an inventive step when the document is taken alone
- "Y" document of particular relevance; the claimed invention cannot be considered to involve an inventive step when the document is combined with one or more other such documents, such combination being obvious to a person skilled in the art.
- "&" document member of the same patent family

Date of the actual completion of the international search

17 April 2000

Date of mailing of the international search report

04/05/2000

Name and mailing address of the ISA

European Patent Office, P.B. 5818 Patentlaan 2
NL - 2280 HV Rijswijk
Tel. (+31-70) 340-2040, Tx. 31 651 epo nl,
Fax: (+31-70) 340-3016

Authorized officer

Lensen, H

INTERNATIONAL SEARCH REPORT

International Application No

PCT/GB 00/00321

C.(Continuation) DOCUMENTS CONSIDERED TO BE RELEVANT

Category *	Citation of document, with indication, where appropriate, of the relevant passages	Relevant to claim No.
Y	PATENT ABSTRACTS OF JAPAN vol. 1996, no. 10, 31 October 1996 (1996-10-31) & JP 08 157378 A (SHISEIDO CO LTD), 18 June 1996 (1996-06-18) abstract -----	1-23

INTERNATIONAL SEARCH REPORT

Information on patent family members

International Application No

PCT/GB 00/00321

Patent document cited in search report	Publication date	Patent family member(s)	Publication date
WO 9802204 A	22-01-1998	BR 9610713 A	13-07-1999
		EP 0912211 A	06-05-1999
EP 341745 A	15-11-1989	IT 1219587 B	18-05-1990
		AT 115590 T	15-12-1994
		AU 631125 B	19-11-1992
		AU 3574789 A	29-11-1989
		CA 1339122 A	29-07-1997
		DE 6891990 D	26-01-1995
		DE 6891990 T	11-05-1995
		DK 10990 A	12-03-1990
		WO 8910941 A	16-11-1989
		EP 0614914 A	14-09-1994
		ES 2064378 T	01-02-1995
		GR 3015035 T	31-05-1995
		HU 53666 A,B	28-11-1990
		IL 90274 A	12-09-1996
		JP 10324701 A	08-12-1998
		JP 2504163 T	29-11-1990
		JP 2941324 B	25-08-1999
		NZ 229100 A	28-08-1995
US 5676964 A	14-10-1997		
EP 161887 A	21-11-1985	JP 61164558 A	25-07-1986
		JP 1904613 C	08-02-1995
		JP 6034814 B	11-05-1994
		JP 61168362 A	30-07-1986
		JP 1886932 C	22-11-1994
		JP 6011694 B	16-02-1994
		JP 61172808 A	04-08-1986
		JP 1852427 C	21-06-1994
		JP 5074571 B	18-10-1993
		JP 61210034 A	18-09-1986
		JP 2501551 B	29-05-1996
		JP 60233101 A	19-11-1985
		DE 3583963 D	10-10-1991
		EP 0167363 A	08-01-1986
		US 4716224 A	29-12-1987
US 4863907 A	05-09-1989		
JP 08157378 A	18-06-1996	NONE	