



(19) **United States**

(12) **Patent Application Publication**  
**Anglin et al.**

(10) **Pub. No.: US 2009/0077140 A1**

(43) **Pub. Date: Mar. 19, 2009**

(54) **DATA RECOVERY IN A HIERARCHICAL DATA STORAGE SYSTEM**

**Publication Classification**

(76) Inventors: **Matthew J. Anglin**, Tucson, AZ (US); **David M. Cannon**, Tucson, AZ (US); **Colin S. Dawson**, Tucson, AZ (US); **Erick C. Kissel**, Tucson, AZ (US); **Howard N. Martin**, Vail, AZ (US); **Jonathan M. Haswell**, Tucson, AZ (US)

(51) **Int. Cl.**  
**G06F 17/30** (2006.01)  
(52) **U.S. Cl.** ..... **707/204; 707/E17.001**

(57) **ABSTRACT**

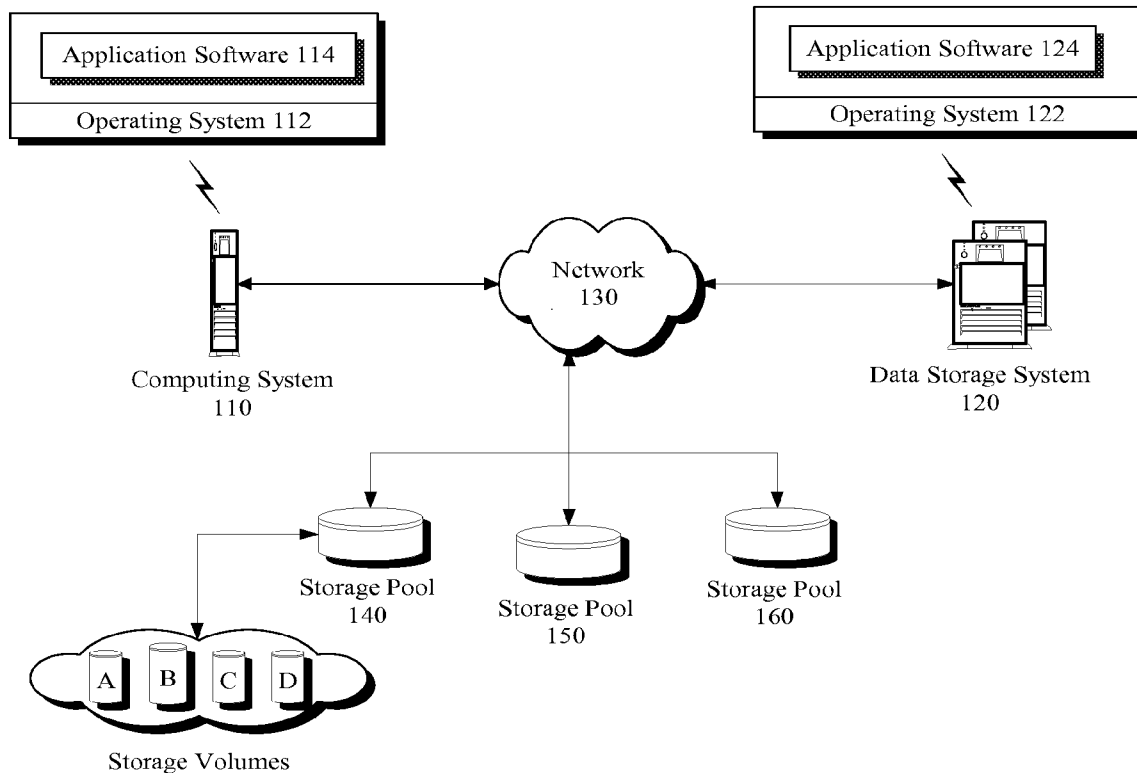
Systems and methods for retrieving data from a storage system having a plurality of storage pools are provided. The method comprises processing configurable data retrieval instructions to determine a first storage pool from which target backup data is to be retrieved, in response to a data restore request; and retrieving the target backup data from the first storage pool to satisfy the restore request. The configurable data retrieval instructions are managed by a source external to the storage system with administrative authority to change the configurable data retrieval instructions to optimize data restoration from the storage system.

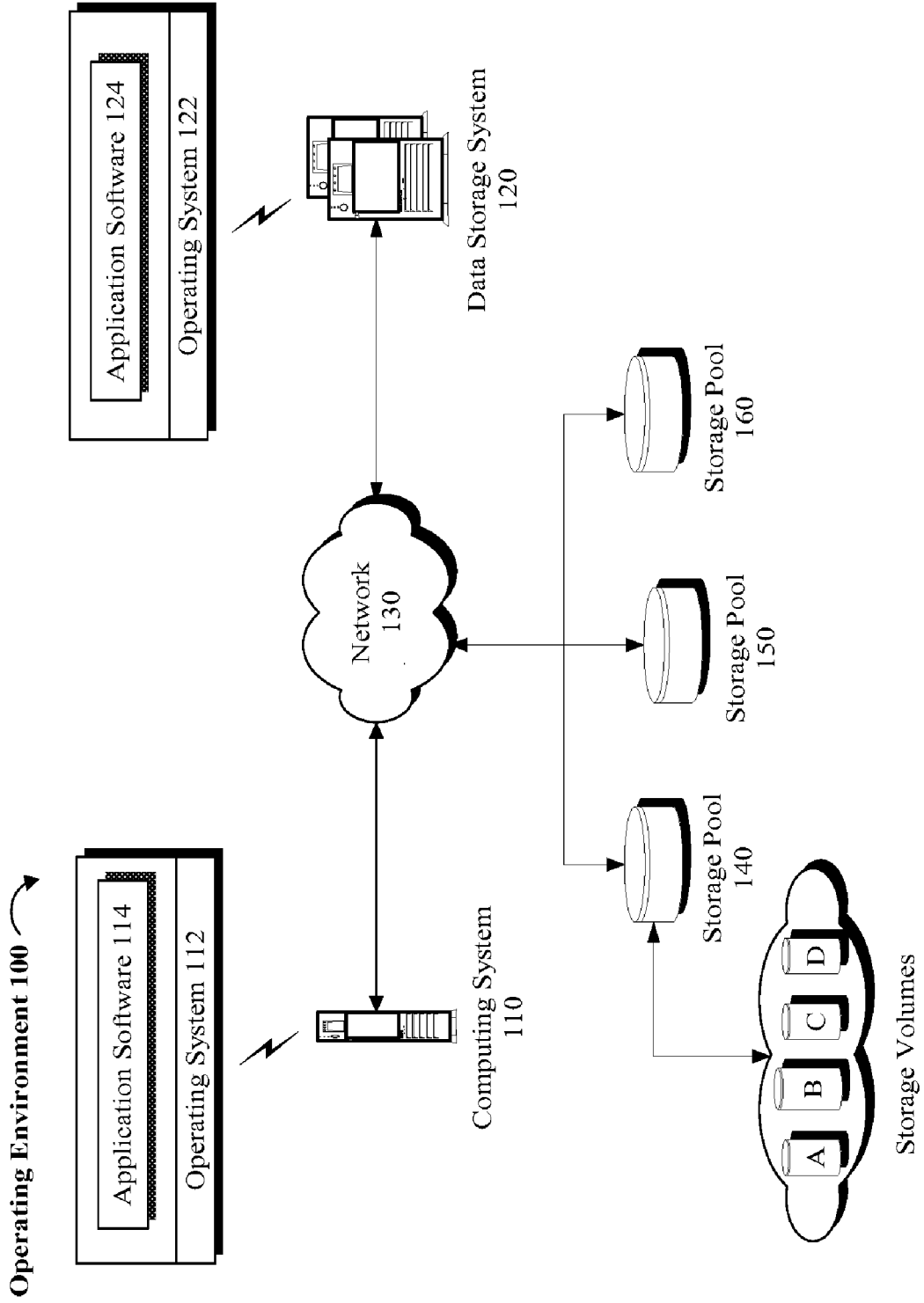
Correspondence Address:  
**CENTURY IP GROUP, INC. [IBM US]**  
**P.O. BOX 7333**  
**NEWPORT BEACH, CA 92658-7333 (US)**

(21) Appl. No.: **11/856,688**

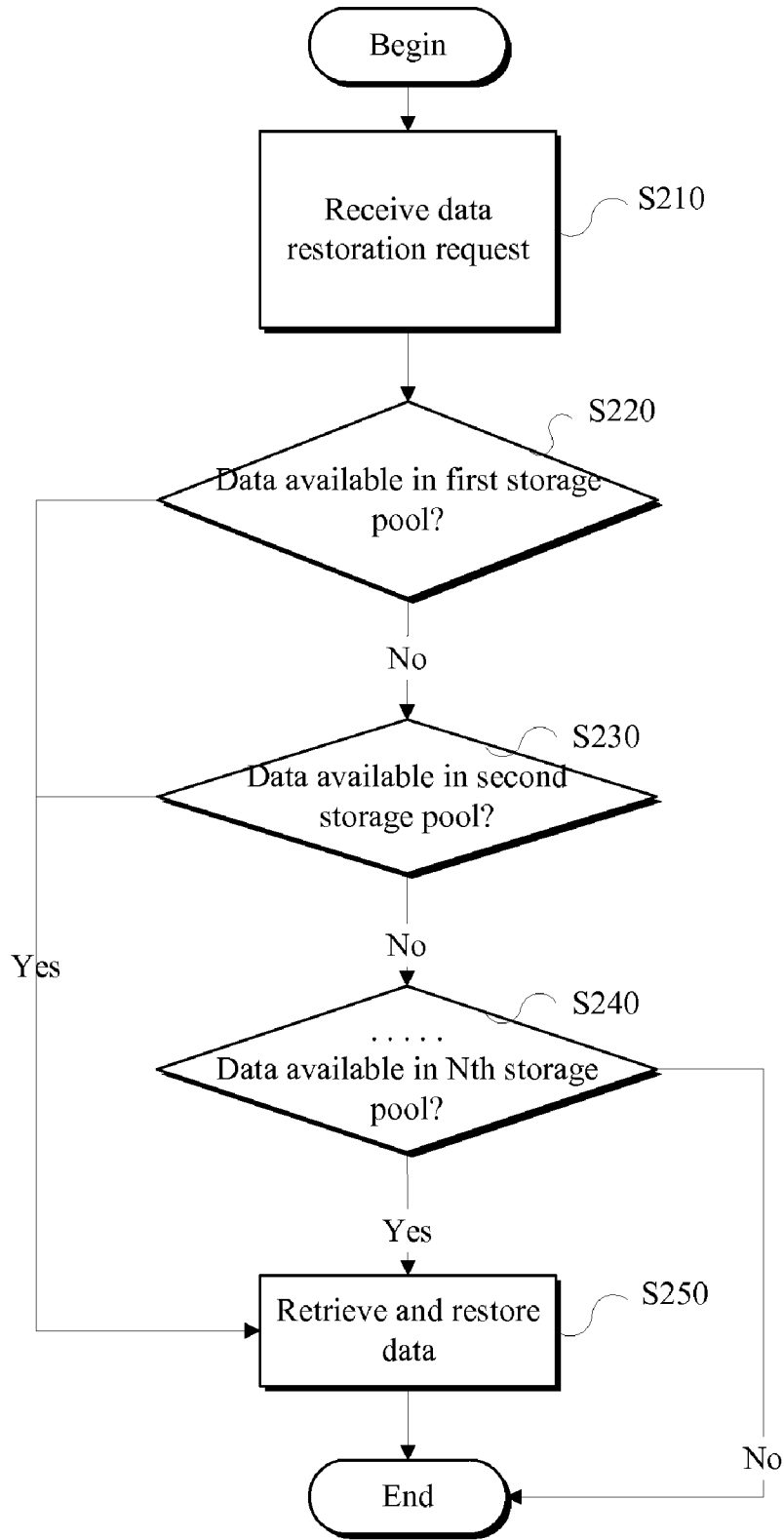
(22) Filed: **Sep. 17, 2007**

**Operating Environment 100**

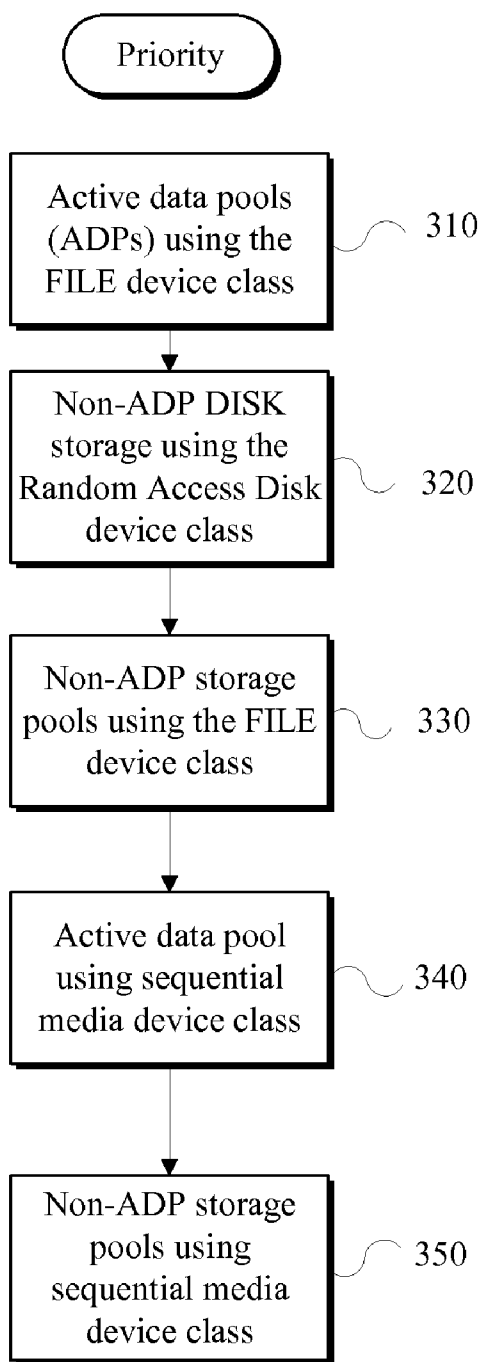




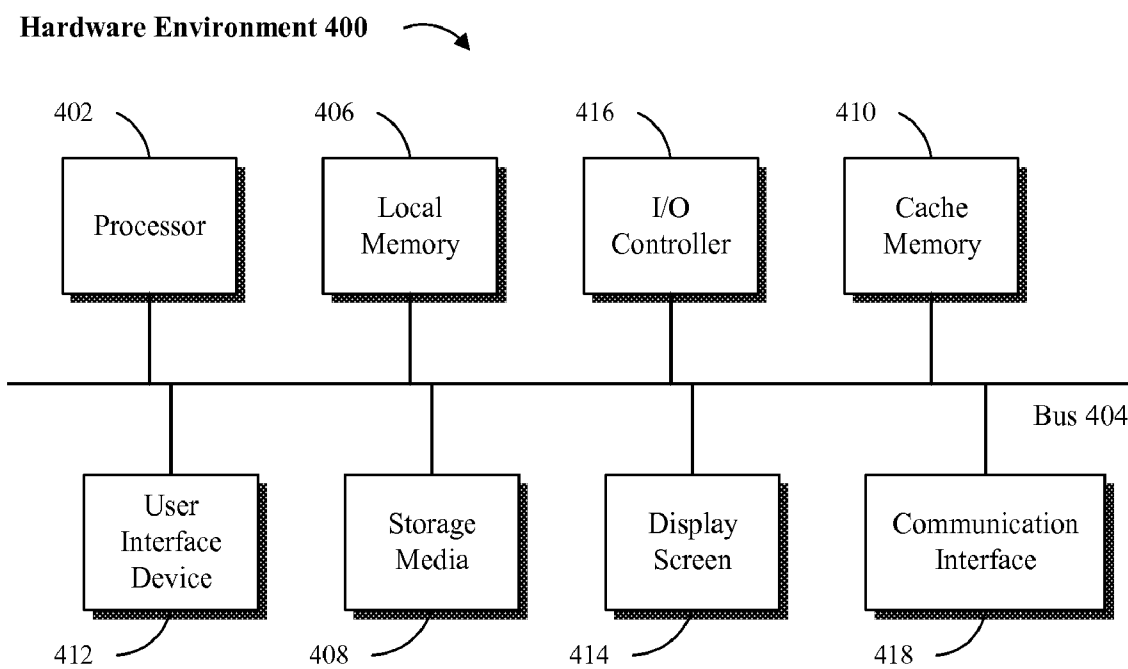
**FIG. 1**



**FIG. 2**

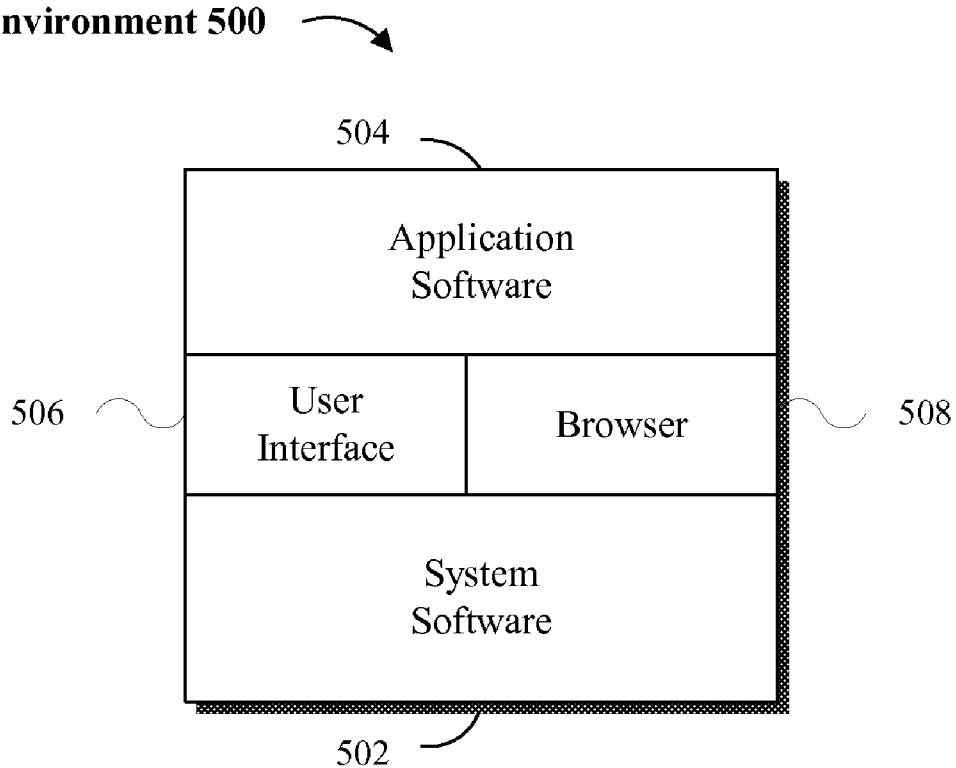


**FIG. 3**



**FIG. 4**

Software Environment 500



**FIG. 5**

**DATA RECOVERY IN A HIERARCHICAL DATA STORAGE SYSTEM**

**COPYRIGHT & TRADEMARK NOTICES**

**[0001]** A portion of the disclosure of this patent document contains material, which is subject to copyright protection. The owner has no objection to the facsimile reproduction by any one of the patent document or the patent disclosure, as it appears in the Patent and Trademark Office patent file or records, but otherwise reserves all copyrights whatsoever.

**[0002]** Certain marks referenced herein may be common law or registered trademarks of third parties affiliated or unaffiliated with the applicant or the assignee. Use of these marks is for providing an enabling disclosure by way of example and shall not be construed to limit the scope of this invention to material associated with such marks.

**FIELD OF INVENTION**

**[0003]** The present invention relates generally to data storage and, more particularly, to a system and method for managing data storage according to status of stored data and a defined hierarchy of storage pools.

**BACKGROUND**

**[0004]** To improve efficiency of data recovery in a computing environment, data can be stored in a storage hierarchy which can be comprised of one or more data storage pools. Generally, each storage pool includes multiple storage volumes. A volume can be a standard file system file, a tape cartridge or an optical cartridge, for example. Each pool and each volume within each pool may have a predetermined data access speed based on the hardware used to access the volume. Often, the primary backup data is stored on more expensive high-speed storage mediums (e.g., disk drives) and the secondary backup data is stored on less expensive and slower data storage mediums (e.g., tapes or optical disks).

**[0005]** The above approach provides both a level of cost efficiency and a degree of data redundancy, which is useful in case the primary backup data is inaccessible. If a storage pool or medium in which the primary backup data is stored is unavailable, or if the target backup data on the medium is corrupted, the slower storage mediums will have to be accessed according to a preconfigured (i.e., built-in) access hierarchy to retrieve another copy of target backup data. The access hierarchy defines the order in which the storage pools are to be searched.

**[0006]** Unfortunately, the above approach is not optimal in that it can lead to long delays in finding the target data from among sets of active and inactive backup data which are mixed together. Also, longer delays are possible when the needed data is to be retrieved from a slow speed or remotely located storage medium. Even further, in the currently available data storage systems, a system administrator cannot customize or update the search hierarchy that is built in the backup system, even if a more desirable search hierarchy is possible.

**[0007]** Accordingly, data storage methods and systems are needed that can overcome the aforementioned shortcomings.

**SUMMARY**

**[0008]** The present disclosure is directed to systems, methods and corresponding products that facilitate efficient data recovery from redundant data storage systems.

**[0009]** For purposes of summarizing, certain aspects, advantages, and novel features of the invention have been described herein. It is to be understood that not all such advantages may be achieved in accordance with any one particular embodiment of the invention. Thus, the invention may be embodied or carried out in a manner that achieves or optimizes one advantage or group of advantages without achieving all advantages as may be taught or suggested herein.

**[0010]** In accordance with one embodiment, a method for retrieving data from a storage system having a plurality of storage pools is provided. The method comprises processing configurable data retrieval instructions to determine a first storage pool from which target backup data is to be retrieved, in response to a data restore request; and retrieving the target backup data from the first storage pool to satisfy the restore request. The configurable data retrieval instructions are managed by a source external to the storage system with administrative authority to change the configurable data retrieval instructions to optimize data restoration from the storage system.

**[0011]** In accordance with one aspect of the invention, a system for retrieving data from a storage system having a plurality of storage pools is provided. The system comprises logic units for processing configurable data retrieval instructions to determine a first storage pool from which target backup data is to be retrieved, in response to a data restore request; and retrieving the target backup data from the first storage pool to satisfy the restore request.

**[0012]** In another embodiment, a computer program product comprising a computer useable medium having a computer readable program is provided. The computer readable program when executed on a computer causes the computer to perform above-mentioned operations.

**[0013]** One or more of the above-disclosed embodiments in addition to certain alternatives are provided in further detail below with reference to the attached figures. The invention is not, however, limited to any particular embodiment disclosed.

**BRIEF DESCRIPTION OF THE DRAWINGS**

**[0014]** Embodiments of the present invention are understood by referring to the figures in the attached drawings, as provided below.

**[0015]** FIG. 1 illustrates an exemplary operating environment in accordance with one or more embodiments of the invention in which a data storage system is implemented.

**[0016]** FIG. 2 is a flow diagram of a method for restoring data in a hierarchical data storage system, in accordance with one embodiment.

**[0017]** FIG. 3 is a block diagram of an exemplary group of storage pools implemented in accordance with one embodiment.

**[0018]** FIGS. 4 and 5 are block diagrams of hardware and software environments in which a system of the present invention may operate, in accordance with one or more embodiments.

**[0019]** Features, elements, and aspects of the invention that are referenced by the same numerals in different figures rep-

resent the same, equivalent, or similar features, elements, or aspects, in accordance with one or more embodiments.

#### DETAILED DESCRIPTION OF EXEMPLARY EMBODIMENTS

**[0020]** The present disclosure is directed to systems and corresponding methods that facilitate managing data storage according to status of stored data and a defined hierarchy of storage pools.

**[0021]** In the following, numerous specific details are set forth to provide a thorough description of various embodiments of the invention. Certain embodiments of the invention may be practiced without these specific details or with some variations in detail. In some instances, certain features are described in less detail so as not to obscure other aspects of the invention. The level of detail associated with each of the elements or features should not be construed to qualify the novelty or importance of one feature over the others.

**[0022]** Referring to FIG. 1, an operating environment **100** is illustrated in which a computing system **110** is coupled to a data storage system **120** in a network **130**. The term “coupled” as disclosed here refers to a logical or physical relationship or connection (wired, wireless or combination thereof) established between various network components, over which said components can communicate. Network **130** may be a storage network for providing computing system **110** and data storage system **120** with access to storage pools **140**, **150** and **160**. Optionally, storage pools **140**, **150**, and **160** may be directly attached (via SCSI or FC adapter) to data storage system **120**.

**[0023]** Storage pools **140**, **150**, **160** may comprise volumes, such as disk drives, tape cartridges, optical disks, etc. As shown, for example, storage pool **140** may comprise several storage volumes A, B, C or D. Depending on implementation, volume A may represent one or more disk drives, volume B may represent one or more tape cartridges, volume C may represent one or more optical disks, and so on. Thus, for example, storage pool **140** may comprise volumes of disk drives, while storage pool **150** may comprise volumes of tape cartridges.

**[0024]** Application software **114** may be executed on top of operating system **112** running on computing system **110** such that application software **114** can submit requests for access to data stored on storage pools **140**, **150**, **160**, for example. Application software **124** may be executed on top of operating system **122** running over data storage system **120** such that application software **124** can service data access requests submitted by computing system **110** or other computing systems coupled to network **130**.

**[0025]** Referring to FIGS. 1 and 2, in one embodiment, application software **124** may be implemented to backup and restore data for computing systems coupled to network **130**. As such, data locally stored on computing system **110** can be backed up and stored on storage pools **140**, **150** or **160**. Further, application software **124** may be implemented to service a data restoration request from, for example, computing system **110** (**S210**).

**[0026]** In the following, one or more exemplary embodiments are disclosed as applicable to backup data and backup storage systems. It is noteworthy, however, that the scope of the invention should not be construed as limited to backup data or backup systems, exclusively. That is, depending on implementation, the concepts and principles suggested herein may equally apply without limitation to other types of storage

system or data, such as archive and space-managed (HSM) data, and to storage system not fully dedicated to managing backup data. Accordingly, in different embodiments, the subject storage system and disclosed principles may be utilized to manage any type of data, backup data being disclosed here by way of example, without detracting from the scope of the invention.

**[0027]** In one embodiment, a data restoration request may be submitted if computing system **110** has had a failure which resulted in data loss, or if a user wishes to access an older version of data which is no longer locally available to computing system **110**. In accordance with one aspect of the invention, backup data can be stored in various data pools, such as active data pools (ADPs) and non-active data pools (non-ADPs).

**[0028]** Active data refers to the most recent backup version of a file, for example. Non-active or inactive data refers to older versions and corresponds to a file that has been updated or deleted from the system being backed up, for example. Accordingly, ADPs are storage pools that comprise active versions of backup data and non-ADPs comprise previous versions of backup data. In some embodiments, non-ADPs comprise both active and inactive versions of backup data.

**[0029]** Active versions of backup data continue to be stored in ADPs, as older versions are deactivated and removed during a reclamation process. The reclamation process is applied to storage volumes comprising tapes or other sequentially classified/treated storage media such that information comprising, for example, both inactive and active data is copied from said storage volumes to fewer volumes. Preferably, for ADPs, the reclamation process reclaims (i.e., copies) active versions of backup data from a volume that has a large amount of deleted or inactive files, to a volume within the same ADP, for example.

**[0030]** In one embodiment, the storage volume (e.g., tapes, disks, etc.) from which the data is copied are then added to a scratch pool of available media. The scratch pool may be selected and used to store future data. The reclamation process, thus, improves storage capacity utilization by consolidating active data from multiple storage volumes to fewer storage volumes. Another benefit of using fewer volumes is that large restore requests can be satisfied with fewer media mounts (tape mounts), because more useful data is stored on each volume. Reclamation also improves access time, since it is not necessary to skip inactive data to get to the active data on the storage volume.

**[0031]** Active data may be copied from non-ADP storage pools to ADPs. Additionally, a simultaneous write function may be used to automatically write active backup data to ADPs at the same time the backup data is written to a non-ADP storage pool. For example, data may be written to an ADP, if the data belongs to a computing system in network **130** wherein a policy definition or a replication protocol is defined to direct active data to be written to the ADP.

**[0032]** As such, ADPs provide an expedient means of recovering from disasters or media failures because the most recently backed up version of data may be quickly located without having to position past inactive data. Active data pools may use any type of sequential or random access storage (e.g., a tape device class or a FILE device class). In some embodiments, a random access disk is used for data backup and storage in a sequential manner, so that a reclamation



process can be applied to it. A FILE device class refers to using files on magnetic disk storage as volumes that store data sequentially as if on tape.

**[0033]** For example, in one embodiment, active data pools are associated with a FILE device class for fast restores because FILE volumes may not need to be physically mounted and because a server may not need to position past inactive files that do not have to be restored. In a certain embodiment, active data pools may use removable media, such as tape or optical disks that offer similar benefits noted above. Although tapes are mounted, a server may not need to position past inactive files.

**[0034]** Referring back to FIGS. 1 and 2, data storage pools **140**, **150**, **160** comprise data pools that may be used in one or more embodiments to backup and restore data in data storage system **120** as provided in more detail below. In one embodiment, when a request for restoring data is received, data storage system **120** attempts to access a first storage pool (e.g., storage pool **140**) to retrieve a backup copy of the data to be restored, by determining whether the data is available in the first storage pool (**S220**).

**[0035]** If the data is not available in the first storage pool, data storage system **120** attempts to determine if the data is available in a second storage pool (e.g., storage pool **150**) (**S230**). In a similar manner, data storage system **120** may continue to attempt to access additional storage pools (e.g., Nth storage pool) (**S240**) until the requested data is accessed within a storage pool; thereafter the target backup data is retrieved and restored to satisfy the restoration request (**S250**).

**[0036]** In one embodiment, a hierarchical order may be defined to indicate the order in which targeted backup data in the storage hierarchy is to be accessed. This hierarchical order may be set by a source external to the data storage system **120**, such as a human administrator with authority to create, edit and update configurable data retrieval instructions that help optimize data restoration process performed by data storage system **120**.

**[0037]** Referring to FIG. 3, in an exemplary embodiment, the data retrieval instructions provide a hierarchical data retrieval policy in which the following exemplary categories of storage are defined to designate a preferred order for retrieving backup data from storage pools comprising ADPs and non-ADPs. It should be emphasized, however, that the following hierarchical order is provided by way of example and should not be construed as limiting the scope of the invention to such exemplary embodiments.

**[0038]** Category 1—disk media represented as sequential media comprising ADPs, using the FILE device class (**310**)

**[0039]** Category 2—disk media represented as random-access media comprising non-ADPs, using the Random Access Disk device class (**320**)

**[0040]** Category 3—disk media represented as sequential media comprising non-ADPs, using the FILE device class (**330**)

**[0041]** Category 4—sequential media comprising ADPs, using sequential media device class other than FILE (**340**)

**[0042]** Category 5—sequential media comprising non-ADP storage pools, using sequential media device class other than FILE (**350**)

**[0043]** Accordingly, in some embodiments, an ADP comprising active backup data stored on at least one high-speed

data storage medium configured as a sequential access data retrieval medium may be checked first. Thereafter, a non-ADP comprising active and non-active backup data stored on at least one high-speed data storage medium configured as a random access data retrieval medium may be checked.

**[0044]** In some embodiments, the configurable data retrieval instructions designate a second non-ADP as an alternate data storage pool, wherein the second non-ADP comprises active and non-active backup data stored on at least one high-speed data storage medium configured as a sequential access data retrieval medium. In a certain embodiment, a second ADP comprising active backup data stored on at least one low-speed data storage medium configured as a sequential access data retrieval medium is designated as another storage pool, in the event the other storage pools are unavailable.

**[0045]** In some embodiments, the configurable data retrieval instructions designate a third non-ADP as a data storage pool, when the target backup data is not retrievable from the other storage pool. The third non-ADP comprises active and non-active backup data stored on at least one low-speed data storage medium configured as a sequential access data retrieval medium. Depending on implementation, a high-speed data storage medium comprises a magnetic hard disk; and a low-speed data storage medium comprises at least one of a magnetic tape or an optical disk.

**[0046]** The system administrator may update the data retrieval instructions so that various storage pools are interchangeably assigned to have different hierarchical order, depending on changes to system architecture and/or installation of new storage devices. For example, where multiple storage pools are available, the administrator may configure the data retrieval instructions to designate a first storage pool as the first location to be searched, wherein the first storage pool provides best data access rate among the plurality of data storage pools available.

**[0047]** Depending on implementation, the data accessibility may be determined based on availability of a volume in a storage pool (e.g., whether a volume is mounted, is in use, is in an automated storage library, or in an offsite location). Preferably, the configurable data retrieval instructions are implemented according to a point system, wherein the first storage pool is selected from among a plurality of storage pools according to a total number of points assigned to the first storage pool, wherein the points indicate comparative data access rate for each of said plurality of storage pools.

**[0048]** For example, storage category priorities may be defined wherein higher numbers define a higher level of importance in the access priority such that a category 1 (e.g., FILE ADP) is assigned 1000 points, a category 2 (e.g., DISK non-ADP) is assigned 800 points, a category 3 (e.g., FILE non-ADP) is assigned 600, etc. Furthermore, storage pool intra-category priorities may be also defined by, for example, giving 90 to zero points to storage volumes (e.g., A through D) depending on their availability.

**[0049]** In one scenario, for example, the system administrator may know that storage pool **140**, a newly installed storage device in category 2, has a faster access speed than storage pool **150** in the same category. As such, the administrator may update the configurable data retrieval instructions so that storage pool **140** is accessed before storage pool **150**, in response to a data restore request for target data stored in the respective storage category.

**[0050]** The following is an exemplary algorithm that may be used to assign storage category priorities base on a point system. It is emphasized that the following algorithm is provided for the purpose of example and should not be construed as limiting the scope of the invention:

---

Storage pool category priorities - used for ordering storage pools from which data can be restored (higher value designates higher priority):

FILE ADP: 1000  
 DISK non-ADP: 800  
 FILE non-ADP: 600  
 Sequential ADP: 400  
 Sequential non-ADP: 200

Storage pool intra-category priorities - used for the case where there is more than one storage pool in the same storage pool category:

90 to 0  
 Default storage pool intra-category priority 50

Volume access priorities - used for volume accessibility in a storage pool:

mounted and idle: 9  
 not mounted, but in automated library: 7  
 not mounted, but in non-automated library: 5  
 offsite: 3  
 unavailable/destroyed: 0

For every storage pool the file is stored in,

Set newPriority to storage pool category priority.  
 Add newPriority to storage pool intra-category priority.  
 Get the volume access priority.  
 If the volume access priority is 3 or 0,  
 Evaluate next storage pool.  
 Add newPriority to volume access priority.  
 If bestPool has not been set,  
 Set bestPool to storage pool being evaluated.  
 Set bestPoolPriority to newPriority.  
 Evaluate next storage pool.  
 If newPriority is greater than bestPoolPriority,  
 Set bestPool to storage pool being evaluated.  
 Set bestPoolPriority to newPriority.  
 Evaluate next storage pool.

---

**[0051]** In one embodiment, each volume in a storage pool inherits a priority level based on its availability, and the priority level for each storage pool is assigned according to its category and intra-category. Accordingly, the system administrator may be given broad authority to fully customize the access priority for different storage pools and volumes within different storage resources.

**[0052]** In different embodiments, the invention can be implemented either entirely in the form of hardware or entirely in the form of software, or a combination of both hardware and software elements. For example, computing systems **110**, **120** and application software **114**, **124** may comprise a controlled computing system environment that can be presented largely in terms of hardware components and software code executed to perform processes that achieve the results contemplated by the system of the present invention.

**[0053]** Referring to FIGS. **4** and **5**, a computing system environment in accordance with an exemplary embodiment is composed of a hardware environment **400** and a software environment **500**. The hardware environment **400** comprises the machinery and equipment that provide an execution environment for the software; and the software provides the execution instructions for the hardware as provided below.

**[0054]** As provided here, the software elements that are executed on the illustrated hardware elements are described in terms of specific logical/functional relationships. It should

be noted, however, that the respective methods implemented in software may be also implemented in hardware by way of configured and programmed processors, ASICs (application specific integrated circuits), FPGAs (Field Programmable Gate Arrays) and DSPs (digital signal processors), for example.

**[0055]** Software environment **500** is divided into two major classes comprising system software **502** and application software **504**. System software **502** comprises control programs, such as the operating system (OS) and information management systems that instruct the hardware how to function and process information.

**[0056]** In one embodiment, application software **114**, **124** may be implemented as system software **502** or application software **504** executed on one or more hardware environments to facilitate memory sharing among computing systems in network **130**. Application software **504** may comprise but is not limited to program code, data structures, firmware, resident software, microcode or any other form of information or routine that may be read, analyzed or executed by a microcontroller.

**[0057]** In an alternative embodiment, the invention may be implemented as computer program product accessible from a computer-usable or computer-readable medium providing program code for use by or in connection with a computer or any instruction execution system. For the purposes of this description, a computer-usable or computer-readable medium can be any apparatus that can contain, store, communicate, propagate or transport the program for use by or in connection with the instruction execution system, apparatus or device.

**[0058]** The computer-readable medium can be an electronic, magnetic, optical, electromagnetic, infrared, or semiconductor system (or apparatus or device) or a propagation medium. Examples of a computer-readable medium include a semiconductor or solid-state memory, magnetic tape, a removable computer diskette, a random access memory (RAM), a read-only memory (ROM), a rigid magnetic disk and an optical disk. Current examples of optical disks include compact disk read only memory (CD-ROM), compact disk read/write (CD-R/W) and digital videodisk (DVD).

**[0059]** Referring to FIG. **4**, an embodiment of the system software **502** and application software **504** can be implemented as computer software in the form of computer readable code executed on a data processing system such as hardware environment **400** that comprises a processor **402** coupled to one or more computer readable media or memory elements by way of a system bus **404**. The computer readable media or the memory elements, for example, can comprise local memory **406**, storage media **408**, and cache memory **410**. Processor **402** loads executable code from storage media **408** to local memory **406**. Cache memory **410** provides temporary storage to reduce the number of times code is loaded from storage media **408** for execution.

**[0060]** A user interface device **412** (e.g., keyboard, pointing device, etc.) and a display screen **414** can be coupled to the computing system either directly or through an intervening I/O controller **416**, for example. A communication interface unit **418**, such as a network adapter, may be also coupled to the computing system to enable the data processing system to communicate with other data processing systems or remote printers or storage devices through intervening private or public networks. Wired or wireless modems and Ethernet cards are a few of the exemplary types of network adapters.

[0061] In one or more embodiments, hardware environment 400 may not include all the above components, or may comprise other components for additional functionality or utility. For example, hardware environment 400 may be a laptop computer or other portable computing device embodied in an embedded system such as a set-top box, a personal data assistant (PDA), a mobile communication unit (e.g., a wireless phone), or other similar hardware platforms that have information processing and/or data storage and communication capabilities.

[0062] In certain embodiments of the system, communication interface 418 communicates with other systems by sending and receiving electrical, electromagnetic or optical signals that carry digital data streams representing various types of information including program code. The communication may be established by way of a remote network (e.g., the Internet), or alternatively by way of transmission over a carrier wave.

[0063] Referring to FIG. 5, system software 502 and application software 504 can comprise one or more computer programs that are executed on top of operating system 112 after being loaded from storage media 408 into local memory 406. In a client-server architecture, application software 504 may comprise client software and server software. For example, in one embodiment of the invention, client software is executed on computing system 110 and server software is executed on a computing system 120.

[0064] Software environment 500 may also comprise browser software 508 for accessing data available over local or remote computing networks. Further, software environment 500 may comprise a user interface 506 (e.g., a Graphical User Interface (GUI)) for receiving user commands and data. Please note that the hardware and software architectures and environments described above are for purposes of example, and one or more embodiments of the invention may be implemented over any type of system architecture or processing environment.

[0065] It should also be understood that the logic code, programs, modules, processes, methods and the order in which the respective steps of each method are performed are purely exemplary. Depending on implementation, the steps may be performed in any order or in parallel, unless indicated otherwise in the present disclosure. Further, the logic code is not related, or limited to any particular programming language, and may comprise of one or more modules that execute on one or more processors in a distributed, non-distributed or multiprocessing environment.

[0066] Therefore, it should be understood that the invention can be practiced with modification and alteration within the spirit and scope of the appended claims. The description is not intended to be exhaustive or to limit the invention to the precise form disclosed. These and various other adaptations and combinations of the embodiments disclosed are within the scope of the invention and are further defined by the claims and their full scope of equivalents.

What is claimed is:

1. A method for retrieving data from a storage system having a plurality of storage pools, the method comprising:  
 processing configurable data retrieval instructions to determine an order for retrieving target data from among a plurality of storage pools from which target data is to be retrieved, in response to a data restore request; and  
 retrieving the target data from a target storage pool to satisfy the restore request,

wherein the configurable data retrieval instructions are managed by a source external to the storage system with administrative authority to change the configurable data retrieval instructions to optimize data restoration from the storage system.

2. The method of claim 1, wherein the configurable data retrieval instructions designate an active data storage pool, using a file device class, as the target storage pool.

3. The method of claim 1, wherein the configurable data retrieval instructions designate a non-active data storage pool, using a random access disk device class, as the target storage pool.

4. The method of claim 1, wherein the configurable data retrieval instructions designate a non-active data pool using a file device class as the target storage pool.

5. The method of claim 1, wherein the configurable data retrieval instructions designate an active data pool, using a sequential media device class, as the target storage pool.

6. The method of claim 1, wherein the configurable data retrieval instructions designate a non-active data pool, using a sequential media device class, as the target storage pool.

7. The method of claim 2, wherein the file device class references files on magnetic disk storage as volumes that store data sequentially rather than randomly.

8. The method of claim 3, wherein the random access disk device class references files on magnetic disk storage as volumes that store data randomly rather than sequentially.

9. The method of claim 2, wherein the active data storage pool comprises most recent backup version of the target data.

10. The method of claim 3, wherein the non-active data storage pool comprises less recent backup version of the target data.

11. The method of claim 1, wherein the target storage pool comprises a plurality of data storage volumes, wherein the configurable data retrieval instructions are set to designate a selected volume in said plurality of data storage volumes as the target volume on which a copy of the target data is stored, wherein the target volume provides best data retrieval possibility among the plurality of data storage volumes.

12. The method of claim 11, wherein the data retrieval possibility is determined based on availability of the volume.

13. The method of claim 11, wherein the data retrieval possibility is determined based on whether a volume is mounted.

14. The method of claim 11, wherein the data retrieval possibility is determined based on whether a volume is in use.

15. The method of claim 11, wherein the data retrieval possibility is determined based on whether a volume is in an automated storage library.

16. The method of claim 11, wherein the data retrieval possibility is determined based on whether a volume is in an offsite location.

17. The method of claim 1, wherein the configurable data retrieval instructions are implemented according to a point system, wherein the target storage pool is selected from among said plurality of storage pools according to total number of points assigned to each of said plurality of storage pools based on comparative data access rate determined for each of said plurality of storage pools.

18. The method of claim 17, wherein the data access rate is determined based on how fast data can be retrieved from a respective storage pool.

19. The method of claim 1, wherein the configurable data retrieval instructions are implemented according to a point

system, wherein the target storage pool is selected from among said plurality of storage pools according to total number of points assigned to each of said plurality of storage pools based on comparative availability of a volume, in each of said plurality of storage pools, on which the target data resides.

**20.** The method of claim **19**, wherein the availability of a volume is determined based on whether that volume is on site, off site, installed, uninstalled, in use, idle or active.

\* \* \* \* \*