

C. J. HIGGINS.
School-Desks.

No. 143,760.

Patented Oct. 21, 1873.

Fig. 1.

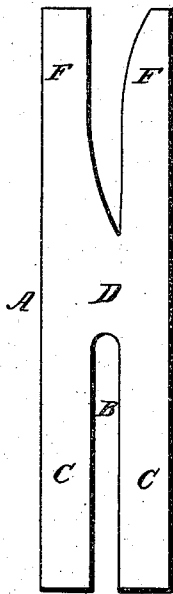


Fig. 3.

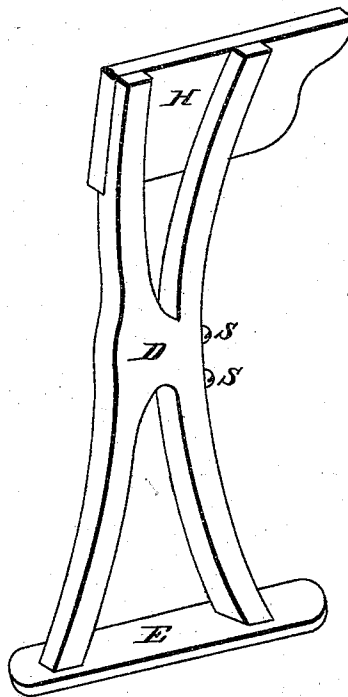
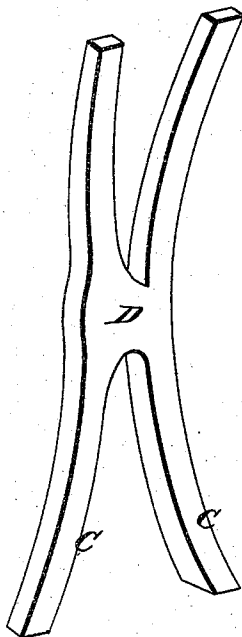


Fig. 2.



Witnesses.

C. Hale.
Jeremiah F. Loochig.

Inventor:

Chas. J. Higgins.
By Fisher & Duncan
his Attys.

UNITED STATES PATENT OFFICE.

CHARLES J. HIGGINS, OF INDIANAPOLIS, INDIANA.

IMPROVEMENT IN SCHOOL-DESKS.

Specification forming part of Letters Patent No. **143,760**, dated October 21, 1873; application filed May 10, 1873.

To all whom it may concern:

Be it known that I, CHARLES J. HIGGINS, residing at Indianapolis, county of Marion, State of Indiana, have invented an Improvement in Desk Ends, of which the following is a specification:

My improvement relates to the manufacture of desk ends out of a single piece of wood.

The object of my invention is, in general, to secure firmness and durability, together with lightness of form and economy of material, and in particular to overcome the disadvantage arising from the shrinking of the wood, which, when the end is made of two or more pieces fastened together, often loosens the fastenings or throws the end out of shape.

In the drawings, Figure 1 represents a piece of wood ready to be bent into proper shape for a desk end. Fig. 2 represents the same when bent. Fig. 3 represents a desk end when completed and ready for use.

I manufacture my desk ends as follows: First, I take a piece of wood, A, Fig. 1, of proper length and width. In the lower half of this I cut a longitudinal slot, B, leaving on either side the straight legs C C, and directly above, the solid part D. I now, by means of a suitable bending-machine, bend the legs C C (see Fig. 2) until their ends are far enough apart to furnish a suitable base of support.

In order to add still further to the strength and durability of the desk end, screws S S may be inserted in the solid part D directly over the slot, or said solid part may be bound with a metallic clamp or band. Either of these devices serves to check any tendency to split upward from the slot. The upper part of the desk end may also be slotted, as in Fig. 1, and one or both of the arms F F may be bent after the manner described for the legs, and as shown in Fig. 2. The upper part of the desk end is then completed by fastening to it the cross-piece H, as in Fig. 3.

Although my desk ends are ordinarily made in this manner, it is sometimes desirable that the upper part should be no wider than the piece of wood (see Fig. 1) from which it is made. In this case the process of slotting and bending said upper part is dispensed with.

I claim—

As a new article of manufacture, a bent wood desk end formed of one piece, having the lower part slotted and bent so as to form a sufficient base, and having the central part solid, substantially as specified.

CHARLES J. HIGGINS.

Witnesses:

A. BRADFORD JUDSON, JR.,
ABRAHAM H. HARRITT.