



US00D526377S

(12) **United States Design Patent**
Edwards

(10) **Patent No.:** **US D526,377 S**

(45) **Date of Patent:** **** Aug. 8, 2006**

(54) **SHOE SKATE**

(75) Inventor: **Donald V. Edwards**, Harrison City, PA (US)

(73) Assignee: **Simtec, Co.**, Irwin, PA (US)

(**) Term: **14 Years**

(21) Appl. No.: **29/200,218**

(22) Filed: **May 21, 2004**

(51) **LOC (8) Cl.** **21-02**

(52) **U.S. Cl.** **D21/760**

(58) **Field of Classification Search** D21/760;
D2/902, 908, 951, 952, 953, 957, 960

See application file for complete search history.

(56) **References Cited**

U.S. PATENT DOCUMENTS

D276,190 S	*	11/1984	Hess	D2/908
D292,540 S	*	11/1987	Cheskin	D2/959
D317,974 S	*	7/1991	Austin	D2/957
D322,509 S	*	12/1991	Issler	D2/957

D336,774 S	*	6/1993	Peterson	D2/957
D388,597 S	*	1/1998	Gavigan	D2/960
D410,962 S	*	6/1999	Iwahashi	D2/902
D437,104 S	*	2/2001	Mallery	D2/902
D449,430 S	*	10/2001	McClaskie	D2/960
D453,065 S	*	1/2002	Roulo	D2/957

* cited by examiner

Primary Examiner—Holly Baynham

Assistant Examiner—Cynthia M. Chin

(74) *Attorney, Agent, or Firm*—Janes Ray & Assoc.

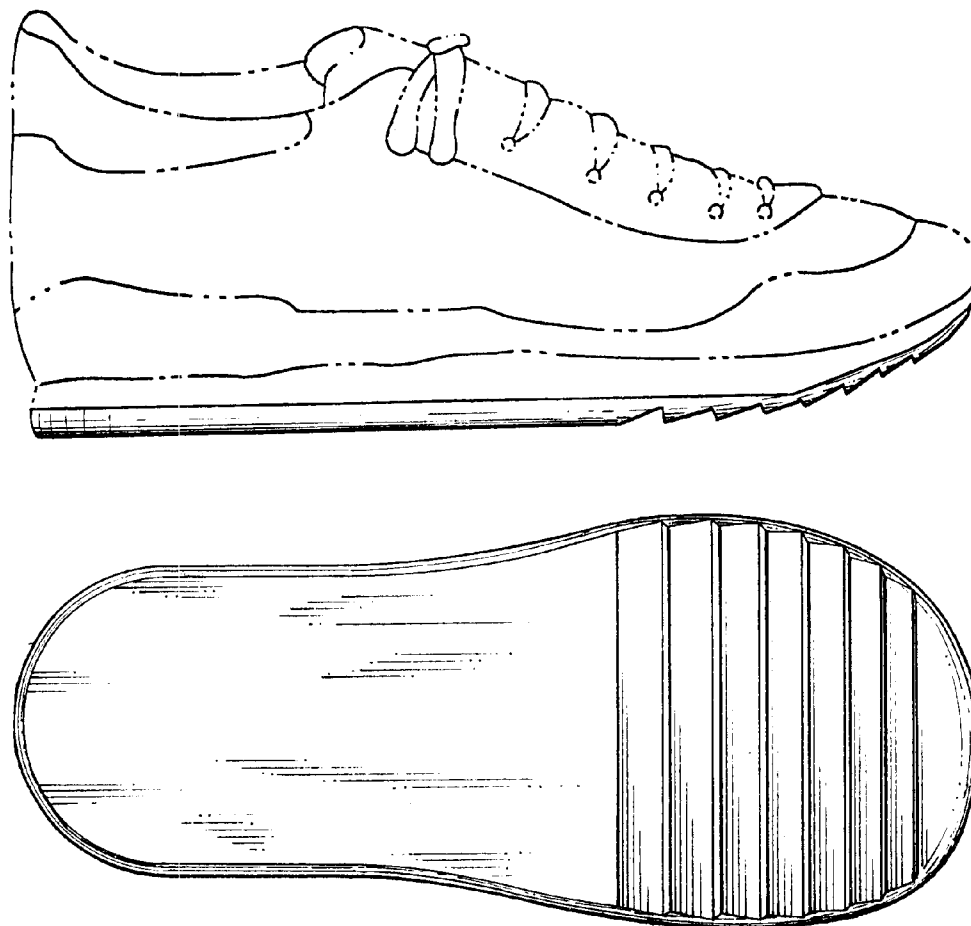
(57) **CLAIM**

I claim the ornamental design for a shoe skate, as shown and described.

DESCRIPTION

FIG. 1 is a side elevation view of the shoe skate; and, FIG. 2 is a bottom view of the shoe skate shown in FIG. 1. The phantom lines showing portions of the shoe are for illustrative purposes only and form no part of the claimed design.

1 Claim, 1 Drawing Sheet



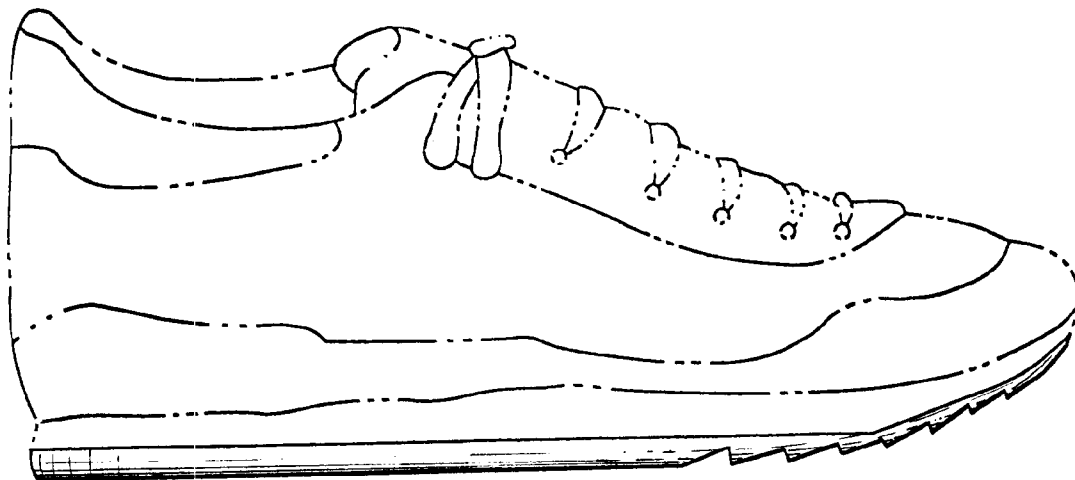


FIG. 1

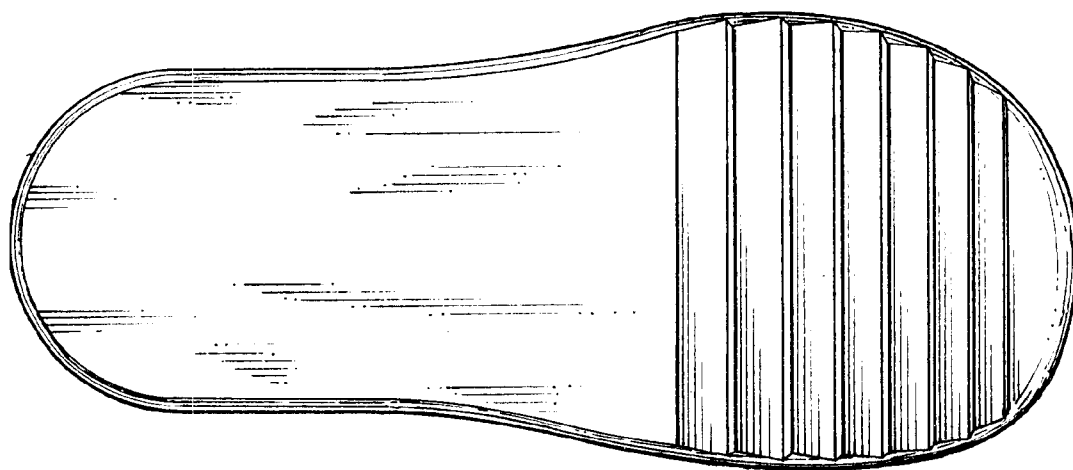


FIG. 2