

[54] **VIDEO CASSETTE RECORDER**

[75] **Inventor: Kyu S. Shim, Seoul, Rep. of Korea**

[73] **Assignee: Goldstar Co., Ltd., Seoul, Rep. of Korea**

[**] **Term: 14 Years**

[21] **Appl. No.: 811,346**

[22] **Filed: Dec. 20, 1985**

[30] **Foreign Application Priority Data**

Jun. 27, 1985 [KR] Rep. of Korea 85-8961

[52] **U.S. Cl. D14/2; D14/1**

[58] **Field of Search D14/1, 2, 5, 6, 78, D14/99**

[56] **References Cited**

U.S. PATENT DOCUMENTS

- | | | | |
|------------|--------|---------------------|---------|
| D. 268,263 | 3/1983 | Bullock et al. | D14/6 |
| D. 275,566 | 9/1984 | O'Leary | D14/1 |
| D. 288,923 | 3/1987 | Miyashita | D14/6 X |
| D. 290,695 | 7/1987 | Doodson | D14/6 X |

OTHER PUBLICATIONS

Video Review, Nov. 1985, p. 116, top left—Sony 8mm Video Cassette Recorder.

Video Review, Jun. 1984, p. 50, top left—Video Cassette Recorder.

Merchandising, Mar. 1984, p. 71—Zenith Model VR 2000.

Primary Examiner—Bernard Ansher

Assistant Examiner—Theodore M. Shooman


Attorney, Agent, or Firm—Birch, Stewart, Kolasch & Birch

[57] **CLAIM**

The ornamental design for a video cassette recorder, as shown.

DESCRIPTION

FIG. 1 is a top, front, and right side perspective view of a video cassette recorder showing my new design; FIG. 2 is a top plan view thereof; FIG. 3 is a front elevational view thereof; FIG. 4 is a bottom plan view thereof; FIG. 5 is a rear elevational view thereof; FIG. 6 is a right side elevational view thereof; and FIG. 7 is a left side elevational view thereof.



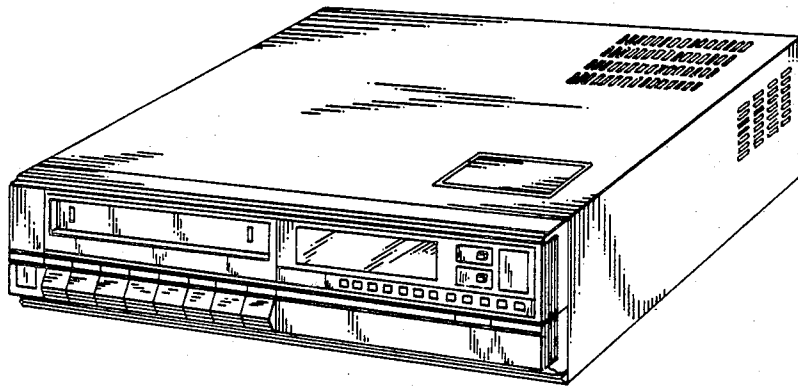


FIG. 1

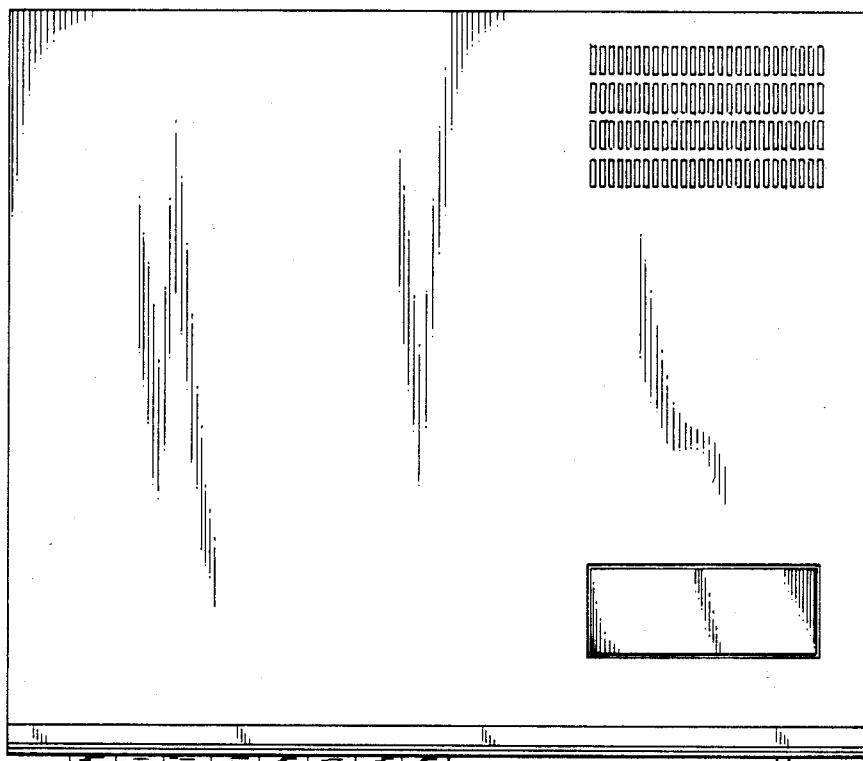


FIG. 2

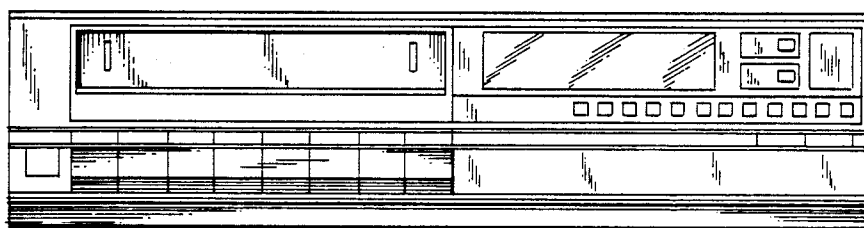


FIG. 3

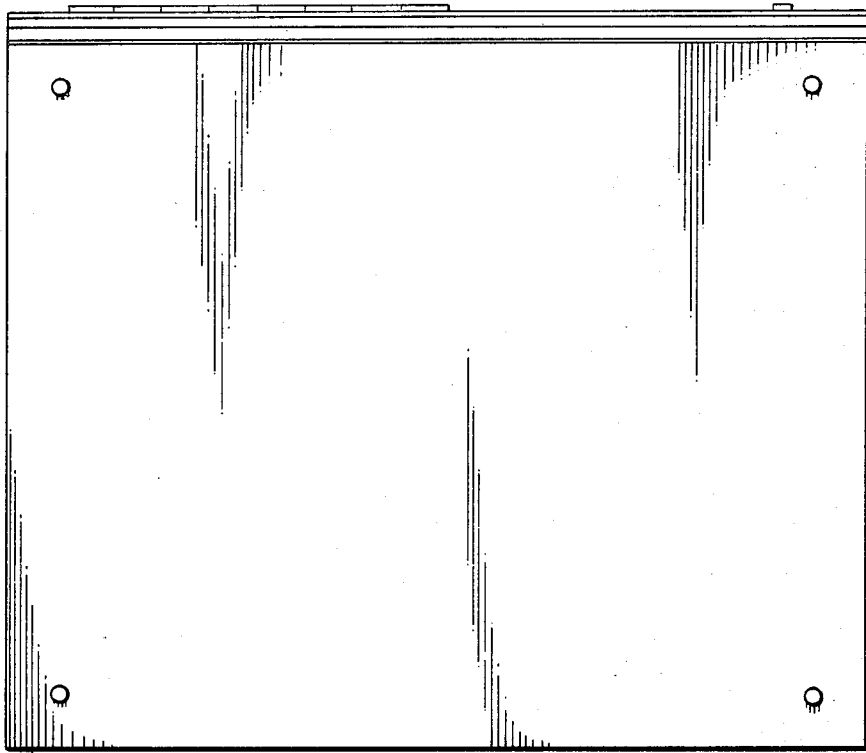


FIG. 4

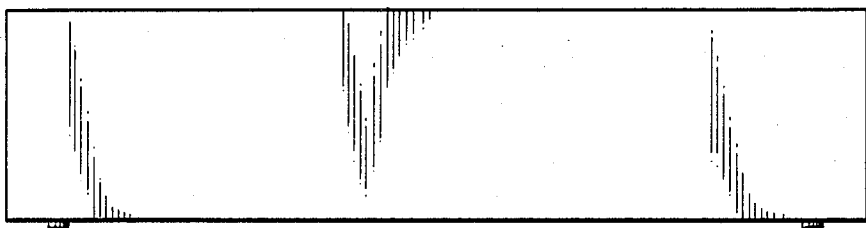


FIG. 5

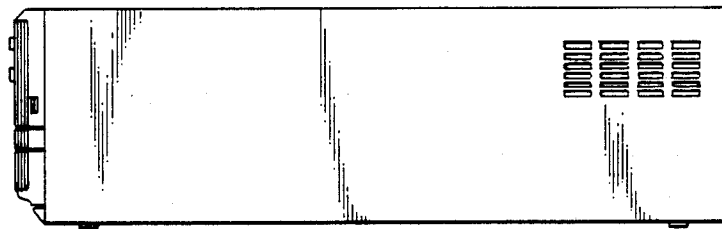


FIG. 6

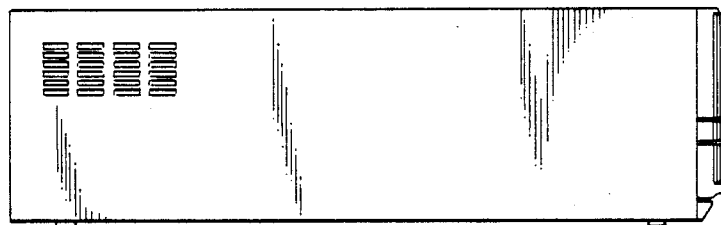


FIG. 7