



(19) **United States**

(12) **Patent Application Publication**

Gohda

(10) **Pub. No.: US 2006/0062120 A1**

(43) **Pub. Date: Mar. 23, 2006**

(54) **RECORDING APPARATUS USING DISC-LIKE RECORDING MEDIUM**

Publication Classification

(75) Inventor: **Makoto Gohda, Tokyo (JP)**

(51) **Int. Cl.**
G11B 7/00 (2006.01)
G11B 5/09 (2006.01)
(52) **U.S. Cl.** **369/53.2; 369/53.1; 369/47.1**

Correspondence Address:
FITZPATRICK CELLA HARPER & SCINTO
30 ROCKEFELLER PLAZA
NEW YORK, NY 10112 (US)

(57) **ABSTRACT**

(73) Assignee: **CANON KABUSHIKI KAISHA, TOKYO (JP)**

A recording/reproducing apparatus for recording as a QuickTime file a photographed motion image on a disc-like recording medium having plural recording areas different in characteristic. The plural areas include a first area guaranteeing a quick access speed and a second area which ensures a slower access speed than the first area. The recording/reproducing apparatus records a "movie" portion constituting the QuickTime file in the first area and a "media data" portion in the QuickTime file format in the second area.

(21) Appl. No.: **10/535,272**

(22) PCT Filed: **Jun. 1, 2004**

(86) PCT No.: **PCT/JP04/07907**

(30) **Foreign Application Priority Data**

Jun. 16, 2003 (JP) 2003-170922

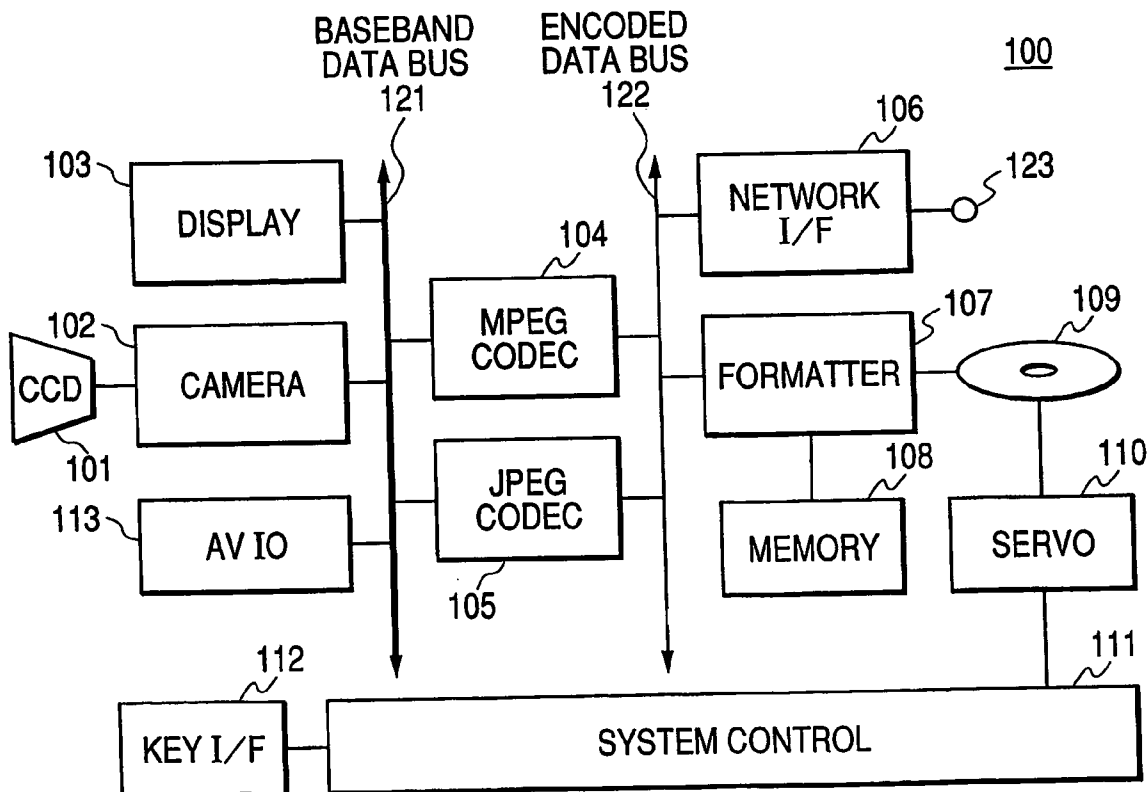


FIG. 1

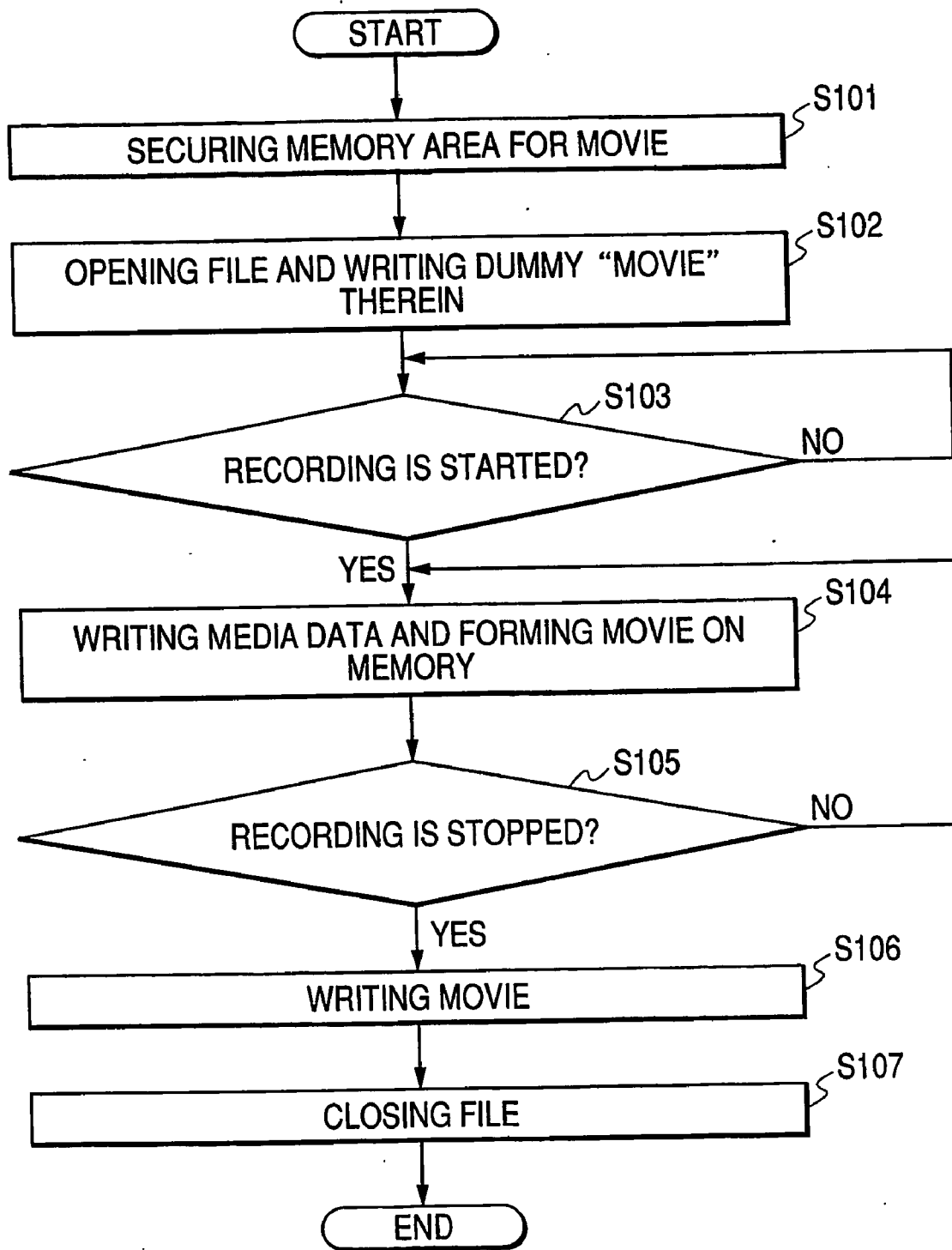


FIG. 2

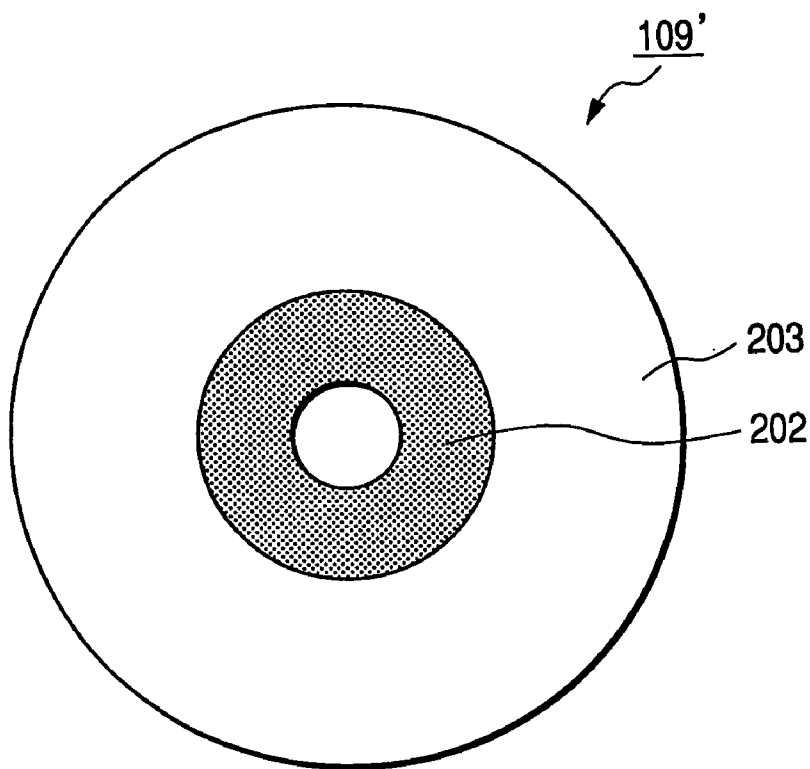


FIG. 3

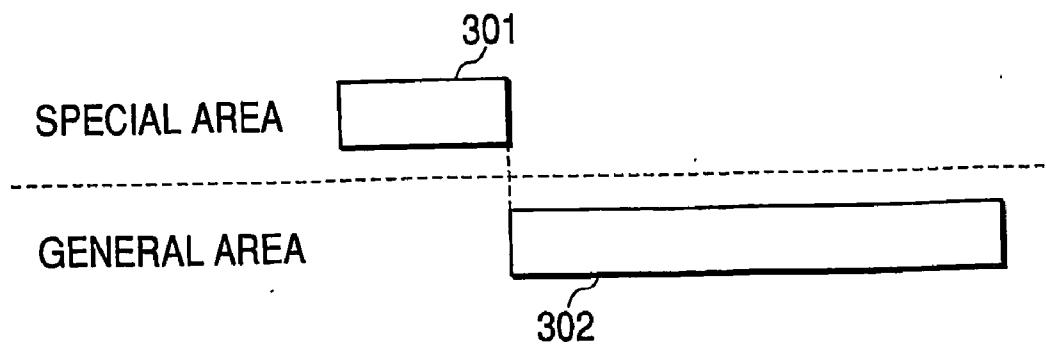


FIG. 4

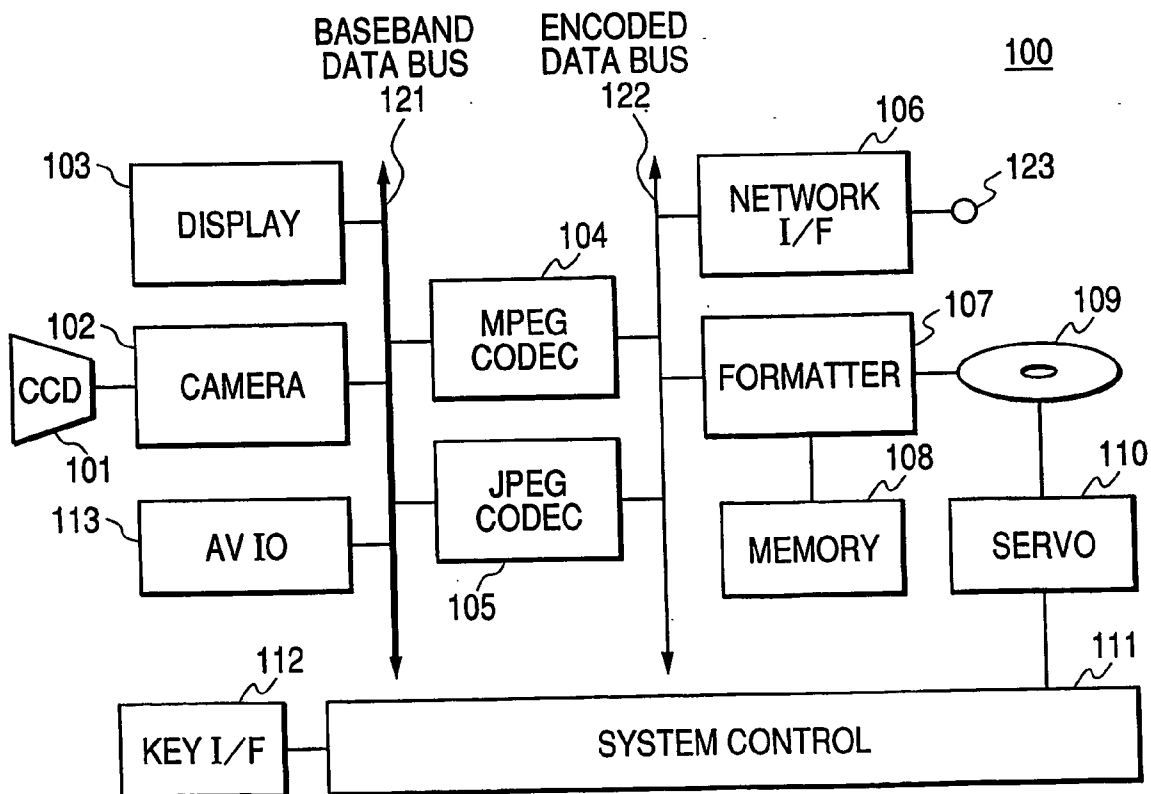


FIG. 5

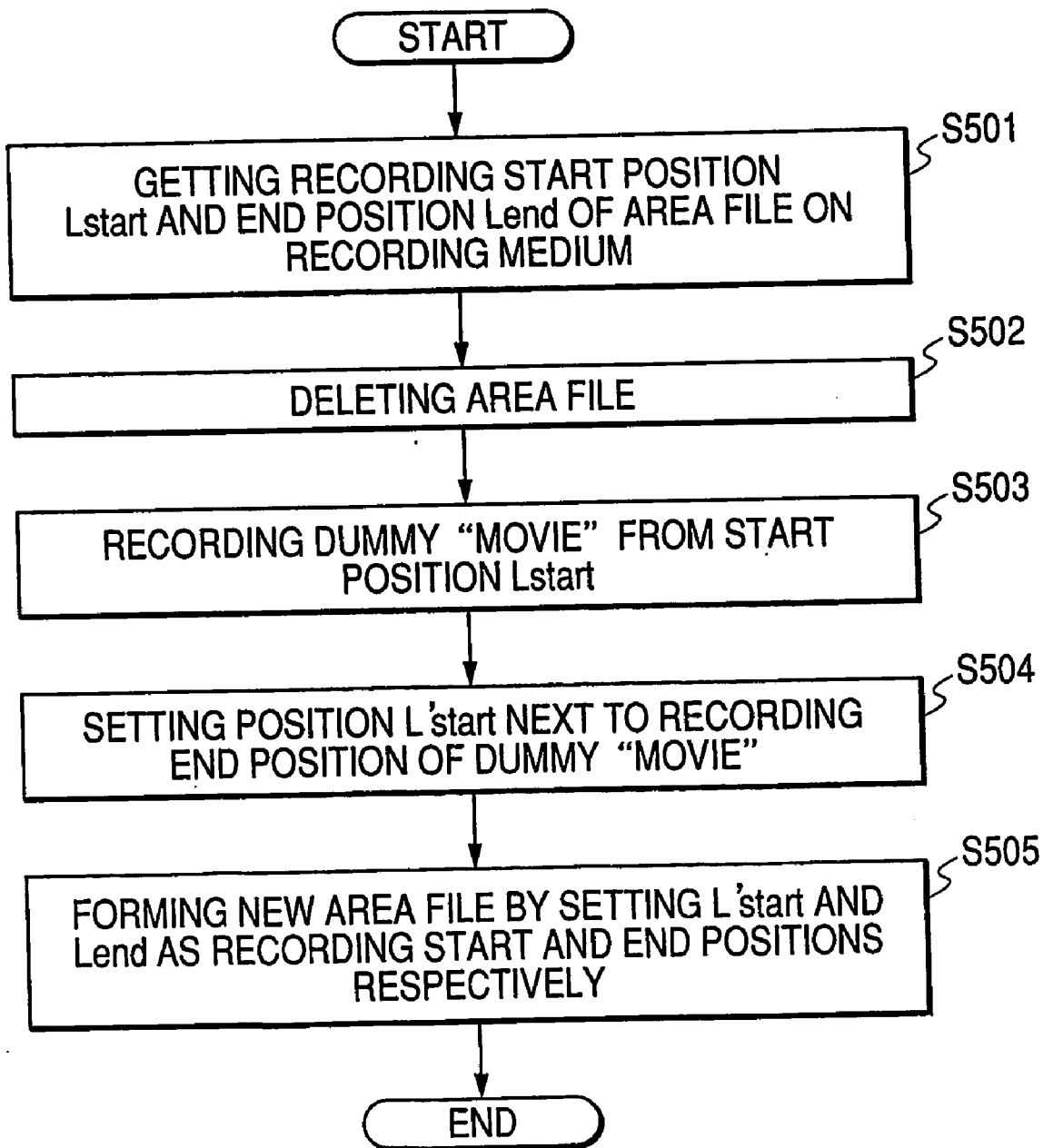
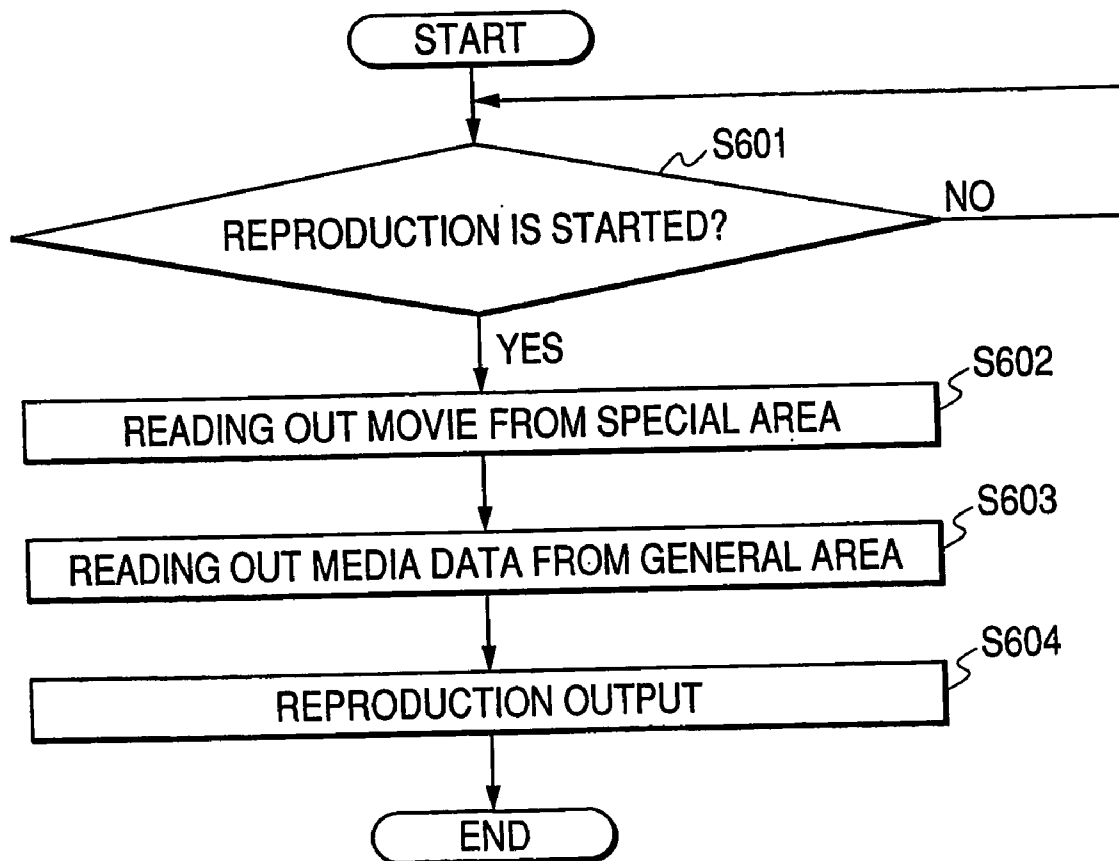


FIG. 6



RECORDING APPARATUS USING DISC-LIKE RECORDING MEDIUM

TECHNICAL FIELD

[0001] The present invention relates to a recording apparatus, recording method, recording/reproducing apparatus and recording/reproducing method for an image and audio using a disc-like recording medium.

BACKGROUND ART

[0002] Recently, a camera integrated recording/reproducing apparatus (hereinafter referred to as video camera) which adopts a disc-like recording medium (hereinafter referred to as disc) such as a digital versatile disc (DVD) as a recording medium has appeared. Such a video camera is constructed featuring random access characteristic of the recording medium which is not attained by a magnetic tape. For example, the aforementioned video camera can record video data and audio data of photographed scenes into a disc in the form of a file. Upon reproduction, each file can be accessed directly so that rapid reproduction operation can be attained easy and at high speed on an each file basis (regarding such a video camera, see Japanese Patent Application Laid-Open No. 2002-314916).

[0003] On the other hand, a data recording format in the "QuickTime" (trade mark) provided by Apple Computer Inc. in US (hereinafter referred to as just "QuickTime") has been well known as a multimedia tool for handling video data and audio data in the field of personal computer and the like. The QuickTime file format is an appropriate file format for handling multimedia data such as audio and video in time series and a file format based thereon has been adopted in Moving Picture Experts Group (MPEG)-4 (Regarding QuickTime, see for example, Japanese Patent Application No. 2002-510165).

[0004] The file format of the QuickTime is constituted of mainly, two sections, "media data" and "movie". The "media data" is actual data (data content) for video and audio. The "movie" is information needed for exchanging its "media data" between respective applications and holds additional information relating to that "media data".

[0005] Further, the QuickTime file format has two types in terms of holding the "media data" and "movie".

[0006] A first type is an independent file format in which the "media data" and "movie" are held in a single file. A second type is a reference file format in which the "media data" and "movie" are held in separate files.

[0007] In the case of the reference type, the "movie" file contains information of reference to the "media data" file. Generally, although in an application for file reproduction and the like, the QuickTime file is accessed through the "movie", the application does not need to take care of whether the file is of independent type or reference type as long as the QuickTime file is accessed through the "movie".

[0008] Here, a case where the aforementioned QuickTime file is applied to such a recording/reproducing apparatus as a video camera loaded with a rewritable disc is considered. In this case, the QuickTime file is recorded on a disc following universal disk format (UDF) which is a disc file system, but a following problem arises.

[0009] In the case of the reference type QuickTime file, since the files are recorded separately, a following problem arises at time of file copy. That is, although the "media data" and "movie" are related to each other as two files within the QuickTime file, they are recognized as completely independent two files under the UDF file system. Thus, even if coping of "movie" file is executed, the "media data" file is not copied to a copy destination. As a result, even if the copied "movie" is specified at the copy destination, an application for file reproduction cannot be executed because there is no actual data thereof, which is a problem.

[0010] On the other hand, the independent type QuickTime file has a following problem in terms of file operability. Generally, disc drive having the UDF file system for a compact disc (CD) or a DVD has a slow data transmission speed and seek speed as compared to, for example, a hard disc drive, thereby taking a long time for file access. Additionally, because video data handled for the QuickTime file format is often of a large capacity, it takes an extremely long time to access that file, which is another problem.

DISCLOSURE OF THE INVENTION

[0011] An object of the present invention is to solve the above-described problems.

[0012] Another object of the present invention is to provide an apparatus for recording a QuickTime file or an equivalent file on a disc conforming to such a file system as UDF, more specifically, a recording apparatus and recording method which secures easiness in copying and high-speed access to a file and facilitate handling of the file.

[0013] As a preferred embodiment for such objects, the recording apparatus of the present invention, for recording motion image data onto a disc-like recording medium, comprises: file generating means for forming the motion image data into a file according to a procedure relating to QuickTime file format; and recording means for effecting recording as to the file generated by the file generating means, to record data unit including reference information included in the file in a first recording area on the disc-like recording medium and data unit including video data included in the file in a second recording area on the disc-like recording medium.

[0014] Further, a recording/reproducing apparatus of the present invention, for recording/reproducing motion image data onto a disc-like recording medium, comprises: file generating means for forming the motion image data into a file according to a procedure relating to QuickTime file format; recording means for effecting recording as to the file generated by the file generating means, to record data unit including reference information included in the file in a first recording area on the disc-like recording medium and data unit including video data included in the file in a second recording area on the disc-like recording medium; and reproducing means for reading out a file recorded on the disc-like recording medium by the recording means from the first recording area and the second recording area to reproduce the file.

[0015] Further, a recording method of the present invention, for recording motion image data onto a disc-like recording medium, comprises the steps of: generating a file so that the motion image data is formed into a file according

to a procedure relating to QuickTime file format; and effecting recording as to the file generated in the file generating step, to record data unit including reference information included in the file in a first recording area on the disc-like recording medium and data unit including video data included in the file in a second recording area on the disc-like recording medium.

[0016] The recording/reproducing method of the present invention, for recording/reproducing motion image data onto a disc-like recording medium, comprises the steps of: generating a file so that the motion image data is formed into a file according to a procedure relating to QuickTime file format; effecting recording so that the file generated in the file generating step, to record data unit including reference information included in the file in a first recording area on the disc-like recording medium and data unit including video data included in the file in a second recording area on the disc-like recording medium; and reproducing a file recorded on the disc-like recording medium in the recording step by reading out the file from the first recording area and the second recording area.

[0017] Still other objects of the present invention, and the advantages thereof, will become fully apparent from the following detailed description of the embodiments.

BRIEF DESCRIPTION OF THE DRAWINGS

[0018] FIG. 1 is a flow chart of recording processing to be executed by a recording/reproducing apparatus according to an embodiment of the present invention;

[0019] FIG. 2 is an image of a recording format on a recording medium, which is recorded by the recording/reproducing apparatus of the embodiment;

[0020] FIG. 3 is a structural diagram of a file generated by the recording/reproducing apparatus of the embodiment;

[0021] FIG. 4 is a structure block diagram of the recording/reproducing apparatus of the embodiment;

[0022] FIG. 5 is a flow chart of area file processing to be executed by the recording/reproducing apparatus of the embodiment; and

[0023] FIG. 6 is a flow chart of reproduction processing to be executed by the recording/reproducing apparatus of the embodiment.

BEST MODE FOR CARRYING OUT THE INVENTION

[0024] The preferred embodiments of the present invention will be described in detail hereinafter with reference to the accompanying drawings.

[0025] FIG. 4 shows the configuration of a recording/reproducing apparatus 100 according to an embodiment of the present invention. An example thereof is a camera integrated recording/reproducing apparatus that can record/reproduce an image (motion image and still image), such as a digital video camera.

[0026] Referring to FIG. 4, reference numeral 101 denotes an imaging system, which converts incident light to an electric signal. The imaging system 101 contains a sensor section such as lens group, a CCD (or CMOS) and the like. Reference numeral 102 denotes a camera signal processing

circuit, which executes analog-to-digital (A/D) conversion on an electric signal from the CCD into digital signal so as to generate digital video data or digital still image data. Reference numeral 103 denotes a display, which displays color video image information relating to digital video data or digital still image data.

[0027] The display 103 employs a liquid crystal panel as its display member.

[0028] Reference numeral 104 denotes motion image encoding/decoding circuit. This embodiment utilizes MPEG Codec. The MPEG Codec executes compression encoding/decoding on digital video data under the MPEG2 system. Reference numeral 105 denotes a still image encoding/decoding circuit. This embodiment utilizes JPEG Codec. The JPEG Codec executes compression encoding/decoding on the digital still image data under the JPEG system.

[0029] Reference numeral 106 denotes a network interface (I/F) circuit which achieves input/output (I/O) of compression-coded data. According to this embodiment, IEEE1394 or universal serial bus (USB) is employed as a network bus.

[0030] Reference numeral 107 denotes a format circuit (formatter) which carries out conversion and the like of data into a form suitable for recording and reproduction. More specifically, upon recording, it generates data content file comprising inputted MPEG or JPEG coded data and upon reproduction, restores the inputted data content file into the MPEG or JPEG coded data. Further, the format circuit 107 generates a QuickTime file for the aforementioned data content file. The generated QuickTime file includes data contents composed of the aforementioned MPEG coded data as the "media data" and further includes various kinds of additional information relating to the above-mentioned data contents as the "movie".

[0031] Further, the format circuit 107 includes a data modulation circuit for error correction and recording reproduction. Reference numeral 108 denotes a work memory such as a RAM used for the formatter 107.

[0032] Reference numeral 109 denotes a disc recording/reproducing section, which includes a disc-like recording medium, an optical pickup, a magnetic field applying section, a recording/reproducing member such as a rotary motor, and a recording/reproducing circuit. According to this embodiment, as a detachable disc-like recording medium, an optical disc or a magneto optical disc is employed. Its commercial type includes a DVD, Blu-ray and the like. Reference numeral 110 denotes a control circuit (servo) of the disc recording/reproducing section 109. On the disc-like recording medium, a generated QuickTime file (and data content file) is recorded according to the file control system such as UDF.

[0033] Reference numeral 111 denotes a system control circuit for controlling entirely the recording/reproducing apparatus 100, and reference numeral 112 denotes a key interface (key I/F) through which an operating instruction is to be inputted by a user. The system control circuit 111 comprises at least a CPU for controlling entirely, a ROM for storing program of the CPU and control data, and a RAM in which working areas, various kinds of tables and the like used by the CPU when it executes processing are defined. Reference numeral 113 denotes an audio video I/O circuit (AV IO) for inputting/outputting video signals and audio

signals using an analog terminal (not shown), reference numeral **121** denotes a bus for base band data, reference numeral **122** denotes a bus for encoded data and reference numeral **123** denotes a digital I/O terminal to be connected to a network. The recording/reproducing apparatus **100** is constituted of the above-described configuration.

[0034] The recording/reproducing apparatus **100** utilizes the QuickTime file format as the structure of data to be recorded. Consequently, a function of operating data contents recorded on the disc-like recording medium more easily and more applicably can be provided. Although this embodiment utilizes the QuickTime file format, the present invention is not limited to this embodiment, but the present invention can be achieved also using a file format having the same configuration/function as the QuickTime or a configuration/function obtained by expanding or enhancing the QuickTime.

[0035] Subsequently, the operation of the recording/reproducing apparatus **100** will be described with reference to **FIG. 4**. First, a basic flow upon recording will be explained. An electric signal picked up by the imaging system **101** undergoes signal processing by the camera signal processing circuit **102** and after that, the signal is transmitted to the base band data bus **121**. When the digital data on the base band data bus **121** is digital video data, it is fetched into the motion image encoding/decoding circuit (MPEG codec) **104** and if it is digital still image data, it is fetched into the still image encoding/decoding circuit (JPEG codec) **105**.

[0036] In the case of motion image recording, video image information fetched into the motion image encoding/decoding circuit **104** is coded according to the MPEG2 system and the coded motion image data is transmitted to the format circuit **107** through the encoded data bus **122**. The format circuit **107** packetizes inputted MPEG2 data as the MPEG2 stream so as to form a data content file and further, a recording file is formed according to the QuickTime file format. After that, the file is recorded on a disc-like recording medium within the recording/reproducing section **109** in the form of a motion image file (QuickTime file) according to the disc file system.

[0037] In the case of still image recording, image information fetched into the still image encoding/decoding circuit **105** is encoded in the unit of an image according to the JPEG system and the encoded still image data is transmitted to the format circuit **107** through the encoded data bus **122**. The format circuit **107** encodes the inputted JPEG data according to the disc file system and after that, records onto the disc-like recording medium within the recording/reproducing section **109**.

[0038] Upon the above-described recording operation and reproduction operation, which will be described later, the recording/reproducing section **109** executes optimum operation, so that the control circuit (servo) **110** controls the rotation of the disc and the posture of the pickup appropriately so as to record/reproduce data properly. The operation of the entire apparatus is controlled by the system control circuit **111** to ensure matching of the entire system. The system control circuit **111** interprets key input which is input by the user through the key interface **112** (for example, commands for “motion image recording”, “still image recording”, “reproduction start”, “stop”, “selection”, “decision”) and controls the operation of the entire system according to this interpretation.

[0039] Next, the operation upon reproduction will be described. If reproduction start is instructed by the user, a specified file or a file specified by default in the apparatus is read out from a recording medium and the reproduction is started.

[0040] If a file to be reproduced is a still image, the JPEG file recorded on the disc-like recording medium within the recording/reproducing section **109** is read out and after that, the format circuit **107** decodes the disc file system and outputs the JPEG data to the still image encoding/decoding circuit **105** through the encoded data bus **122**. The still image encoding/decoding circuit **105** decodes the inputted JPEG data by expansion.

[0041] If a file to be reproduced is a motion image, a motion image file recorded on the disc-like recording medium within the recording/reproducing section **109** is read out and the format circuit **107** decodes the disc file system, and decodes and unpacketizes the QuickTime file. Then, the MPEG2 data is outputted to the motion image encoding/decoding circuit **104** through the encoded data bus **122**. The motion image encoding/decoding circuit **104** decodes the inputted MPEG2 data by expansion.

[0042] Color video image information decoded by the motion image encoding/decoding circuit **104** or the still image encoding/decoding circuit **105** can be displayed on the display **103** through the base band data bus **121**. Further, the audio video I/O circuit **113** can transmit color video image information flowing through the base band data bus **121** to an external TV monitor and the like in an analog form and display it.

[0043] Further, the reproduced MPEG2 data or JPEG data is outputted to the network interface circuit **106** through the encoded data bus **122** and can be outputted from the digital I/O terminal **123** to an external apparatus or a network in digital form. Further, digital data inputted to the digital I/O terminal **123** from an external apparatus or a network can be recorded in the recording/reproducing section **109**. The operation of the recording apparatus **100** has been described above.

[0044] Next, the configuration of a motion image file which is generated by the format circuit (formatter) **107** in the recording/reproducing apparatus **100** will be described. According to this embodiment, a configuration for storing the motion image file according to the independent file format of the QuickTime will be described. Such QuickTime file format includes two factors, “movie” and “media data”. Of them, the “movie” includes following atom information pieces (1) to (13) as indispensable atom.

[0045] (1) Movie atom

[0046] (2) Movie header atom

[0047] (3) Track atom

[0048] (4) Track header atom

[0049] (5) Media atom

[0050] (6) Media header atom

[0051] (7) Video media information atom

[0052] (8) Video media information header atom

[0053] (9) Sound media information atom

[0054] (10) Sound media information header atom

[0055] (11) Data handler reference atom

[0056] (12) Data information atom

[0057] (13) Sample table atom

[0058] According to this embodiment, as the “media data”, the above-described MPEG2 stream is stored.

[0059] Further, regarding recording of the QuickTime file generated by the format circuit 107, FIG. 2 shows a diagram for explaining the recording areas for “movie” and “media data”. Referring to FIG. 2, reference numeral 109' of the disc denotes a disc-like recording medium within the recording/reproducing section 109 shown in FIG. 4. Reference numeral 202 denotes a special area which is disposed on an inner peripheral portion of a disc, which ensures a quick access speed, and records the “movie”, and reference numeral 203 denotes general area constituted of other areas which records the aforementioned “media data”. The recording/reproducing section 109 in the recording/reproducing apparatus 100 sorts data into the form shown in FIG. 2 and records data on a disc.

[0060] In case that the disc logical format is UDF, the UDF file control system which enables divisional recording of a file is used to attain a recording method. For example, according to this embodiment, the file divisional recording shown in FIG. 3 is achieved by the UDF. Referring to FIG. 3, reference numeral 301 denotes a front half portion of the division of the file, which corresponds to the “movie” to be recorded in the special area 202. Reference numeral 302 denotes a rear half portion of the division of the file, which corresponds to the “media data” to be recorded in the general area 203.

[0061] To ensure the recording configuration of the disc 109' as shown in FIG. 2, it is necessary to secure the special area 202 for storing the “movie” by a “movie” area securing processing and distinguish it from the general area 203. In the meantime, the special area 202 for storing the “movie” is preferred to be of a continuous area. For the special area 202 to be accessed rapidly as shown in FIG. 2, it is preferred to secure an area at a certain distance from the center of the disc 109', so that access to the “movie” file is accelerated.

[0062] Next, the securing processing of the “movie” area (special area 202) will be described. Although the UDF enables a specific directory to preliminarily secure (reserve) a disc area which can be used only by files existing under that directory, this embodiment provides a configuration for securing the “movie” area by forming an “area file” having a file size of the “movie” area. This securing processing of the “movie” area is executed at an arbitrary timing according to a user's instruction after the disc is initialized. Alternatively, this may be automatically processed interlocking with the initialization of the disc.

[0063] Securing the “movie” area by forming the area file is effective for a file system having no means for securing the disc area preliminarily. If the “movie” is stored by the file recording processing which will be described later, the size of the area file decreases by an amount corresponding to that “movie”. That is, the total of the size of the stored “movie” and the size of the area file is always equal to the size of the special area 202 shown in FIG. 2. It is desirable to avoid deleting erroneously the area file by making the file

attributes invisible to the user or inhibiting writing into the file. The configuration of the motion image file and its recording processing have been described above.

[0064] The recording processing and reproduction processing of the recording/reproducing apparatus 100 of this embodiment will be described with reference to the flow charts of FIGS. 1, 5 and 6. These flow charts represent the procedure of each processing which is executed by controlling the system control circuit 111.

[0065] FIG. 1 is a flow chart showing the processing from formation of a motion image file or QuickTime file to recording into the disc.

[0066] First, assume a state in which photographing is carried out and standby mode for recording is being executed. At this time, at step S101, a memory area for “movie” is secured on the work memory 108. Next, as step S102, a file for write-in is opened on the disc 109' within the recording/reproducing section 109. At this time, in order to secure an area in which the “movie” is to be written at the head of the file, a dummy “movie” is written in. This dummy “movie” is written into the special area 202. By decreasing the area securing file as much as the capacity of this dummy “movie”, the total capacity of the special area 202 is prohibited from changing.

[0067] The processing at step S102 will be described with reference to a detailed flow chart shown in FIG. 5. First as step S501, a recording start position Lstart of the area file in the disc 109' which is a recording medium and a record end position Lend are obtained. According to this embodiment, the Lstart and Lend are designated with, for example, a sector number. Next, as step S502, that area file is deleted to use part of this area file (portion from the head) to store the dummy “movie”. Then, as step S503, the dummy “movie” is recorded with the position of the Lstart on the recording medium as a record start position and the procedure proceeds to step S504. At step S504, a sector number next to the record end position of the dummy “movie” is acquired and regarded as Lstart. Further, at step S505, a new area file is formed with the record start position as Lstart and record end position as Lend, and the flow of FIG. 5 is terminated. As a result of the above-described processing, the dummy “movie” is recorded at the head of the area secured by the area file (which coincides with the special area 202 in the initial state) and a remaining area is secured with the new area file.

[0068] After the preliminary preparation ends, the procedure is returned to the flow of FIG. 1, in which at step S103, the procedure waits for user's input of the record start. If the record starts by user's depressing a record button, at step S104, writing of the “media data” constituted of the MPEG2 stream data onto the disc and formation of the “movie” on the memory 108 are executed. The “media data” is written into a file opened at the aforementioned step S102 and as an area, which this writing is executed onto the general area indicated by reference numeral 203 in FIG. 2. Writing into discontinuous sectors is guaranteed by the file system according to the UDF rule. In parallel to this, the “movie” is formed on the memory 108. Since the “movie” includes data such as preview length which is property of the media “data”, and reference information to each sample of the “media data”, data is not established until the recording ends. Therefore, the recording operation at step S104 is repeated until the user inputs end of record.

[0069] If the user depresses a stop button to instruct the end of record, this is determined at step S105 and the procedure is escaped from the loop. Next, at step S106, finally secured "movie" data on the memory 108 is written into the "movie" area on the disc secured at step S102 in the form of a file, and the file is closed at step S107 to terminate the recording operation. Above is the description of the recording processing flow.

[0070] The processing at the time of reproduction of the motion image file (QuickTime file) will be described with reference to the flow chart of FIG. 6. If start of reproduction is instructed by the user at step S601 in FIG. 6, first, the "movie" file is read out from the special area 202 of the disc 109 at step S602. Next, at step S603, the "media data" corresponding to the read out "movie" is read out from the general area 203. The "media data" to be read out is determined by identifying the reference information and the like included in the read "movie".

[0071] As a result, at step S604, the QuickTime file is reproduced and MPEG2 stream data corresponding to the reproduced "media data" is decoded to be reproduced and outputted. Above is the description about the reproduction processing flow.

[0072] As a result of the above-described series of operations, a single independent QuickTime file, in which the "movie" is disposed in the special area 202 on the inner peripheral portion having a higher access speed while the "media data" is disposed in the general area 203 on an outer peripheral portion having a lower access speed, can be formed. Upon normal reproduction, if a file recorded according to the file system is opened, the reproduction can be carried out without any difference from handling of an ordinary QuickTime file. Upon file copying, the copying can be executed without any difference from handling of a proper independent QuickTime file. As for the file operability such as sort and retrieval, since the "movie" portion of each QuickTime file is disposed such that it is concentrated on the inner peripheral portion guaranteeing a quick access, the entire circumference of the disk does not need to be accessed, thereby achieving a very comfortable response.

[0073] Even if the configuration is changed into the one for generating the reference type QuickTime file as a QuickTime file, which is generated in the recording/reproducing apparatus 100 of this embodiment, if the "movie" generated in the same method as the above-described one is disposed in the special area 202 on the inner peripheral portion of the disc while the "media data" (data contents) composed of the MPEG2 stream data is disposed in the general area 203 on the outer peripheral portion of the disc for recording, the operability and access speed are improved.

Other Embodiments

[0074] Note that the invention can be implemented by supplying a software program, which implements the functions of the foregoing embodiments, directly or indirectly to a system or apparatus, reading the supplied program code with a computer of the system or apparatus, and then executing the program code.

[0075] In this case, so long as the system or apparatus has the functions of the program, the mode of implementation need not rely upon a program.

[0076] Accordingly, since the functions of the present invention are implemented by computer, the program code installed in the computer also implements the present invention. In other words, the claims of the present invention also cover a computer program for the purpose of implementing the functions of the present invention.

[0077] In this case, so long as the system or apparatus has the functions of the program, the program may be executed in any form, such as an object code, a program executed by an interpreter, or scrip data supplied to an operating system.

[0078] Example of storage media that can be used for supplying the program are a floppy disk, a hard disk, an optical disk, a magneto-optical disk, a CD-ROM, a CD-R, a CD-RW, a magnetic tape, a non-volatile type memory card, a ROM, a Blu-ray DISC, and a DVD (a DVD-ROM, a DVD-R, a DVD-RW and a DVD-RAM).

[0079] As for the method of supplying the program, a client computer can be connected to a website on the Internet using a browser of the client computer, and the computer program of the present invention or an automatically-installable compressed file of the program can be downloaded to a recording medium such as a hard disk. Further, the program of the present invention can be supplied by dividing the program code constituting the program into a plurality of files and downloading the files from different websites. In other words, a WWW (World Wide Web) server that downloads, to multiple users, the program files that implement the functions of the present invention by computer is also covered by the claims of the present invention.

[0080] It is also possible to encrypt and store the program of the present invention on a storage medium such as a CD-ROM, distribute the storage medium to users, allow users who meet certain requirements to download decryption key information from a website via the Internet, and allow these users to decrypt the encrypted program by using the key information, whereby the program is installed in the user computer.

[0081] Besides the cases where the aforementioned functions according to the embodiments are implemented by executing the read program by computer, an operating system or the like running on the computer may perform all or a part of the actual processing so that the functions of the foregoing embodiments can be implemented by this processing.

[0082] Furthermore, after the program read from the storage medium is written to a function expansion board inserted into the computer or to a memory provided in a function expansion unit connected to the computer, a CPU or the like mounted on the function expansion board or function expansion unit performs all or a part of the actual processing so that the functions of the foregoing embodiments can be implemented by this processing.

1. A recording apparatus for recording motion image data onto a disc-like recording medium, comprising:

file generating means for forming the motion image data into a file according to a procedure relating to QuickTime file format; and

recording means for effecting recording as to the file generated by the file generating means, to record data unit including reference information included in the file

in a first recording area on the disc-like recording medium and data unit including video data included in the file in a second recording area on the disc-like recording medium.

2. An apparatus according to claim 1, wherein

the recording means records the data unit including the reference information in the first recording area capable of high speed access on the disc-like recording medium, and the data unit including the video data into the second recording area having a slower access speed than the first recording area.

3. An apparatus according to claim 2, wherein

the recording means is arranged so that the first recording area is disposed on an inner peripheral portion of the disc-like recording medium while the second recording area is disposed on an outer peripheral portion of the disc-like recording medium.

4. An apparatus according to claim 1, wherein

the recording means distinguishes between the first recording area and the second recording area by recording an area file for securing a recording area on the disc-like recording medium.

5. An apparatus according to claim 1, wherein

the data unit including the reference information is "movie" file which is specified by QuickTime while the data unit including the video data is "media data" file which is specified by QuickTime.

6. An apparatus according to claim 1, further comprising:

imaging means for generating the motion image data by photographing operation, wherein the file generating means carries out forming of the motion image data generated by the imaging means into a file in parallel to the photographing operation, and the recording means records the file generated by the file generating means on the disc-like recording medium.

7. An apparatus according to claim 6, further comprising:

compressing means for compressing the information amount of the motion image data picked up by the imaging means, wherein the file generating means forms the motion image data compressed by the compressing means into a file according to the procedure relating to the QuickTime file format.

8. An apparatus according to claim 6, further comprising:

a memory for storing the data unit including the reference information, wherein the file generating means carries out forming of the motion image data generated by the imaging means into a file in parallel to the photographing operation, outputs the data unit including the reference information included in the file to the memory which stores it, and outputs the data unit including the video data included in the file to the recording means, and

wherein the recording means records the data unit including the video data on the disc-like recording medium and after recording of the data unit including the video data ends, reads out the data unit including the reference information stored in the memory and records it on the disc-like recording medium.

9. A recording/reproducing apparatus for recording/reproducing motion image data onto a disc-like recording medium, comprising:

file generating means for forming the motion image data into a file according to a procedure relating to QuickTime file format;

recording means for effecting recording as to the file generated by the file generating means, to record data unit including reference information included in the file in a first recording area on the disc-like recording medium and data unit including video data included in the file in a second recording area on the disc-like recording medium; and

reproducing means for reading out a file recorded on the disc-like recording medium by the recording means from the first recording area and the second recording area to reproduce the file.

10. A recording method for recording motion image data onto a disc-like recording medium, comprising the steps of:

generating a file so that the motion image data is formed into a file according to a procedure relating to QuickTime file format; and

effecting recording as to the file generated in the file generating step, to record data unit including reference information included in the file in a first recording area in the disc-like recording medium, and data unit including video data included in the file in a second recording area in the disc-like recording medium.

11. A recording/reproducing method for recording/reproducing motion image data onto a disc-like recording medium, comprising the steps of:

generating a file so that the motion image data is formed into a file according to a procedure relating to QuickTime file format;

effecting recording so that the file generated in the file generating step, to record data unit including reference information included in the file in a first recording area on the disc-like recording medium and data unit including video data included in the file in a second recording area on the disc-like recording medium; and

reproducing a file recorded on the disc-like recording medium in the recording step by reading out the file from the first recording area and the second recording area.

12. A program to be executed by a computer, comprising:

a file generating step of generating a file so that the motion image data is formed into a file according to a procedure relating to QuickTime file format; and

a recording-controlling step of effecting recording as to the file generated in the file generating step so that data unit including reference information included in the file is recorded in a first recording area on the disc-like recording medium and data unit including video data included in the file is recorded in a second recording area on the disc-like recording medium.

13. A storage medium for storing the program to be executed by a computer, said program comprising:

a file generating step of generating a file so that the motion image data is formed into a file according to a procedure relating to QuickTime file format; and

a recording-controlling step of effecting recording as to the file generated in the file generating step so that data unit including reference information included in the file

is recorded in a first recording area on the disc-like recording medium and data unit including video data included in the file is recorded in a second recording area on the disc-like recording medium.

* * * * *