



US 20050147669A1

(19) **United States**

(12) **Patent Application Publication**

Lawrence et al.

(10) **Pub. No.: US 2005/0147669 A1**

(43) **Pub. Date: Jul. 7, 2005**

(54) **RAPID DISSOLUTION FORMULATION OF A CALCIUM RECEPTOR-ACTIVE COMPOUND**

(76) Inventors: **Glen Gary Lawrence**, Thousand Oaks, CA (US); **Francisco J. Alvarez**, Newbury Park, CA (US); **Hung-Ren H. Lin**, Oak Park, CA (US); **Tzuchi R. Ju**, Vernon Hills, IL (US)

Correspondence Address:
**FINNEGAN, HENDERSON, FARABOW,
GARRETT & DUNNER
LLP
901 NEW YORK AVENUE, NW
WASHINGTON, DC 20001-4413 (US)**

(21) Appl. No.: **10/937,870**

(22) Filed: **Sep. 10, 2004**

Related U.S. Application Data

(60) Provisional application No. 60/502,219, filed on Sep. 12, 2003.

Publication Classification

(51) **Int. Cl.⁷** **A61K 31/137**; A61K 9/20

(52) **U.S. Cl.** **424/464**; 514/649

(57) **ABSTRACT**

The present invention relates to a pharmaceutical composition comprising a therapeutically effective amount of a calcium receptor-active compound and at least one pharmaceutically acceptable excipient, wherein the composition has a controlled dissolution profile. The present invention further relates to a method of manufacturing the pharmaceutical composition, as well as a method of treating a disease using the pharmaceutical composition.

RAPID DISSOLUTION FORMULATION OF A CALCIUM RECEPTOR-ACTIVE COMPOUND

[0001] This application claims the benefit of priority of U.S. Provisional Patent Application No. 60/502,219, filed Sep. 12, 2003.

[0002] Calcium receptor-active compounds are known in the art. One example of a calcium receptor-active compound is cinacalcet HCl, which is described, for example, in U.S. Pat. No. 6,001,884. Such calcium receptor-active compounds may be insoluble or sparingly soluble in water, particularly in their non-ionized state. For example, cinacalcet has a solubility in water of less than about 1 $\mu\text{g}/\text{mL}$ at neutral pH. The solubility of cinacalcet can reach about 1.6 mg/mL when the pH ranges from about 3 to about 5. However, when the pH is about 1, the solubility decreases to about 0.1 mg/mL . Such limited solubility can reduce the number of formulation and delivery options available for these calcium receptor-active compounds. Limited water solubility can also result in low bioavailability of the compounds.

[0003] There is therefore a need to maximize the dissolution of the calcium receptor-active compound from a dosage form, and potentially during *in vivo* exposure. There is also a need to improve the bioavailability of the calcium receptor-active compound during *in vivo* exposure.

[0004] One aspect of the present invention provides a pharmaceutical composition comprising at least one calcium receptor active compound in combination with at least one pharmaceutically acceptable carrier. Certain embodiments of the present invention are directed to a pharmaceutical composition with a defined dissolution profile.

[0005] The invention also provides a method of manufacturing the pharmaceutical composition to achieve the desired dissolution profile, as well as a method of treating a disease using the pharmaceutical composition. In addition, certain embodiments of the present invention are directed to a method for controlling dissolution rate of a formulation comprising the pharmaceutical composition.

[0006] According to one aspect of the invention, the invention provides a pharmaceutical composition comprising an effective dosage amount of at least one calcium receptor-active compound and at least one pharmaceutically acceptable excipient, wherein the composition has a dissolution profile in 0.05 N HCl, measured according to a dissolution test conducted in United States Pharmacopeia (USP)-National Formulary (NF) (USP 26/NF 21), chapter 711 using a USP 2 apparatus at a temperature of $37^\circ\text{C} \pm 0.5^\circ\text{C}$., and at a rotation speed of 75 r.p.m., which comprises from about 50% to about 125% of a target amount of the calcium receptor-active compound being released from the composition no later than about 30 minutes from the start of the test.

[0007] According to another aspect of the invention, the invention provides a pharmaceutical composition comprising an effective dosage amount of at least one calcium receptor-active compound and at least one pharmaceutically acceptable excipient, wherein the composition has a dissolution profile in 0.05 N HCl, measured according to a dissolution test conducted in USP 26/NF 21, chapter 711 using a USP 2 apparatus at a temperature of about 37°C ., and at a rotation speed of about 75 r.p.m., which comprises

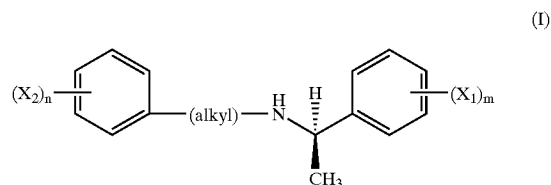
from about 50% to about 125% of a target amount of the calcium receptor-active compound being released from the composition no later than about 30 minutes from the start of the test.

[0008] The invention also provides a method of controlling the dissolution rate of a formulation comprising an effective dosage amount of a calcium receptor-active compound and at least one pharmaceutically acceptable excipient, the method comprising producing the formulation in a granulator which has a volume ranging from about 1 L to about 2000 L, and contains water in a granulation level ranging from about 10% to about 50% relative to the weight of the dry powders in the granulator.

[0009] The calcium receptor-active compound useful in the claimed invention may be a calcimimetic compound or a calcilytic compound. As used herein, the term "calcimimetic compounds" refers to compounds that bind to a calcium receptor, and induce a conformational change that reduces the threshold for calcium receptor activation by the endogenous ligand Ca^{2+} , thereby reducing parathyroid hormone ("PTH") secretion. These calcimimetic compounds can also be considered allosteric modulators of the calcium receptor. As used herein, the term "calcilytic compounds" refers to compounds that act as calcium receptor antagonists, and stimulate PTH secretion.

[0010] The calcimimetic compounds and calcilytic compounds useful in the present invention include those disclosed in, for example, European Patent No. 933 354; International Publication Nos. WO 01/34562, WO 93/04373, WO 94/18959, WO 95/11221, WO 96/12697, WO 97/41090; U.S. Pat. Nos. 5,981,599, 6,001,884, 6,011, 068, 6,031,003, 6,172,091, 6,211,244, 6,313,146, 6,342,532, 6,363,231, 6,432,656, and U.S. Patent Application Publication No. 2002/0107406. The calcimimetic compounds and/or calcilytic compounds disclosed in these patents and published applications are incorporated herein by reference.

[0011] In certain embodiments, the calcium receptor-active compounds are chosen from compounds of formula (I) and pharmaceutically acceptable salts thereof



[0012] wherein:

[0013] X_1 and X_2 , which may be identical or different, are each a radical chosen from CH_3 , CH_3O , $\text{CH}_3\text{CH}_2\text{O}$, Br, Cl, F, CF_3 , CHF_2 , CH_2F , CF_3O , CH_3S , OH, CH_2OH , CONH_2 , CN, NO_2 , CH_3CH_2 , propyl, isopropyl, butyl, isobutyl, t-butyl, acetoxy, and acetyl radicals, or two of X_1 may together form an entity chosen from fused cycloaliphatic rings, fused aromatic rings, and a methylene dioxy radical, or two of X_2 may together form an entity chosen from fused cycloaliphatic rings, fused aromatic

rings, and a methylene dioxy radical; provided that X_2 is not a 3-t-butyl radical;

[0014] n ranges from 0 to 5;

[0015] m ranges from 1 to 5; and

[0016] the alkyl radical is chosen from C1-C3 alkyl radicals, which are optionally substituted with at least one group chosen from saturated and unsaturated, linear, branched, and cyclic C1-C9 alkyl groups, dihydroindolyl and thiodihydroindolyl groups, and 2-, 3-, and 4-piperid(in)yl groups; and the stereoisomers thereof.

[0017] Calcium receptor-active compounds useful in the present invention can be used in the form of pharmaceutically acceptable salts derived from inorganic or organic acids. The salts include, but are not limited to, the following: acetate, adipate, alginate, citrate, aspartate, benzoate, benzenesulfonate, bisulfate, butyrate, camphorate, camphorsulfonate, digluconate, cyclopentanepropionate, dodecylsulfate, ethanesulfonate, glucoheptanoate, glycerophosphate, hemisulfate, heptanoate, hexanoate, fumarate, hydrochloride, hydrobromide, hydroiodide, 2-hydroxy-ethanesulfonate, lactate, maleate, mandelate, methanesulfonate, nicotinate, 2-naphthalenesulfonate, oxalate, palmoate, pectinate, persulfate, 2-phenylpropionate, picrate, pivalate, propionate, salicylate, succinate, sulfate, tartrate, thiocyanate, tosylate, mesylate, and undecanoate. When compounds of the invention include an acidic function such as a carboxy group, then suitable pharmaceutically acceptable salts for the carboxy group are well known to those skilled in the art and include, for example, alkaline, alkaline earth, ammonium, quaternary ammonium cations and the like. For additional examples of "pharmacologically acceptable salts," see *infra* and Berge et al., *J. Pharm. Sci.* 66: 1 (1977). In certain embodiments of the invention salts of hydrochloride and salts of methanesulfonic acid can be used.

[0018] In some embodiments of the present invention, the calcium-receptor active compound can be chosen from cinacalcet, i.e., N-(1-(R)-(1-naphthyl)ethyl)-3-[3-(trifluoromethyl)phenyl]-1-aminopropane, cinacalcet HCl, and cinacalcet methanesulfonate. The cinacalcet HCl and cinacalcet methanesulfonate can be in various forms, such as amorphous powders, crystalline powders, and mixtures thereof. For example, the crystalline powders can be in forms including polymorphs, pseudopolymorphs, crystal habits, micromeritics, and particle morphology.

[0019] The therapeutically effective amount of the calcium receptor-active compound in the compositions disclosed herein ranges from about 1 mg to about 360 mg, for example from about 5 mg to about 240 mg, or from about 20 mg to about 100 mg. As used herein, the "therapeutically effective amount" is an amount that changes in a desired manner at least one of the calcium level, the phosphorus level, the PTH level, and the calcium phosphorus product in a subject. In some embodiments, the therapeutically effective amount of cinacalcet HCl in the composition disclosed herein can be chosen from about 5 mg, about 15 mg, about 30 mg, about 50 mg, about 60 mg, about 75 mg, about 90 mg, about 120 mg, about 150 mg, about 180 mg, about 210 mg, about 240 mg, about 300 mg, or about 360 mg.

[0020] While it may be possible to administer a compound of the invention alone, the compound administered will

normally be present as an active ingredient in a pharmaceutical composition. Thus, a pharmaceutical composition of the invention may comprise a therapeutically effective amount of at least one calcium receptor-active compound, or an effective dosage amount of at least one calcium receptor-active compound.

[0021] As used herein, an "effective dosage amount" is an amount that provides a therapeutically effective amount of the at least one calcium receptor active compound when provided as a single dose, in multiple doses, or as a partial dose. Thus, an effective dosage amount of the at least one calcium receptor active compound of the invention includes an amount less than, equal to or greater than an effective amount of the compound; for example, a pharmaceutical composition in which two or more unit dosages, such as in tablets, capsules and the like, are required to administer an effective amount of the compound, or alternatively, a multidosed pharmaceutical composition, such as powders, liquids and the like, in which an effective amount of the at least one calcium receptor-active compound is administered by administering a portion of the composition.

[0022] Alternatively, a pharmaceutical composition in which two or more unit dosages, such as in tablets, capsules and the like, are required to administer an effective amount of the at least one calcium receptor active compound may be administered in less than an effective amount for one or more periods of time (i.e. a once-a-day administration, and a twice-a-day administration), for example to ascertain the effective dose for an individual subject, to desensitize an individual subject to potential side effects, to permit effective dosing readjustment or depletion of one or more other therapeutics administered to an individual subject, and/or the like.

[0023] The effective dosage amount of the pharmaceutical composition disclosed herein ranges from about 1 mg to about 360 mg from a unit dosage form, for example about 5 mg, about 15 mg, about 30 mg, about 50 mg, about 60 mg, about 75 mg, about 90 mg, about 120 mg, about 150 mg, about 180 mg, about 210 mg, about 240 mg, about 300 mg, or about 360 mg from a unit dosage form.

[0024] In some embodiments of the present invention, the compositions disclosed herein comprise a therapeutically effective amount of cinacalcet HCl for the treatment of hyperparathyroidism, such as primary hyperparathyroidism and secondary hyperparathyroidism, hyperphosphonemia, hypercalcemia, and elevated calcium-phosphorus product. For example, in certain embodiments, the cinacalcet HCl can be present in an amount ranging from about 1% to about 70%, such as from about 5% to about 40%, from about 10% to about 30%, or from about 15% to about 20%, by weight relative to the total weight of the composition.

[0025] The compositions of the invention may contain one or more active ingredients in addition to the calcium receptor-active compound. The additional active ingredient may be another calcium receptor-active compound, or it may be an active ingredient having a different therapeutic activity. Examples of such additional active ingredients include, for example, vitamins and their analogs, such as vitamin D and analogs thereof, antibiotics, and cardiovascular agents.

[0026] The cinacalcet HCl or other calcium receptor-active compound that can be used in the composition is

typically present in the form of particles. These particles can have a particle D_{50} of, for example, less than or equal to about 50 μm . As used herein, the “particle D_{50} ” is the particle size of the active pharmaceutical ingredient at the 50th percentile of a particle size distribution. According to certain embodiments of the invention, the active pharmaceutical ingredient in the formulation has a particle D_{50} that is less than the granule D_{50} of the formulation, discussed in detail below.

[0027] The particle D_{50} of the cinacalcet HCl particles can be determined by one of ordinary skill in the art using known light scattering techniques. In one embodiment of the invention, the particle D_{50} of the cinacalcet HCl particles is determined by using a particle size analyzer, such as a Malvern Mastersizer analyzer, that uses a laser to scan a suspension of particles. The particles diffract the incoming light to detectors: smaller particles diffract light at larger angles, while larger particles diffract light at smaller angles. The light intensities observed at each detector are translated into a particle size distribution based on the diameter of a sphere that has an equivalent volume to that of the measured particles.

[0028] Specifically, the particle size distribution of the active pharmaceutical ingredient, for example, cinacalcet HCl, can be determined according to the following procedure. The following instrument conditions in a Malvern Mastersizer particle size analyzer are specified in its software:

Refractive Index Sample	1.630
Absorptive Index	0.1
Refractive Index Dispersant	1.375
Analysis model	General purpose spherical
Calculation sensitivity	Enhanced
Measurement snaps and time	20,000 snaps over 20 seconds
Background snaps and time	20,000 snaps over 20 seconds
Stir speed	1750 rpm

[0029] While stirring, about 170 mL of a dispersion of about 0.1% sorbitan trioleate (for example Span 85®, available from Kishida Chemical) in hexane (“dispersant-B”), is added to the sampling unit, and the laser is aligned to take a background measurement of the dispersant-B.

[0030] The entire suspension containing the cinacalcet HCl is added until a suitable obscuration range ranging from about 10 to about 20% is obtained. The sample is measured after the obscuration value has stabilized. After the measurement, the system is drained and rinsed once with about 170 mL of dispersant-B, the dispersant-B is drained, and the sampling unit is refilled with about 170 mL of dispersant-B. The measurement are repeated two more times with different riffling fractions. The riffling is performed on large samples to obtain small representative particle size fractions about 15 mg in size.

[0031] The Obscuration, $D(v,0.1)$, $D(v,0.5)$, $D(v,0.9)$ values are then calculated from these measurements. The average, standard deviation, and relative standard deviation (RSD) of the $D(v,0.1)$, $D(v,0.5)$, $D(v,0.9)$ values is also calculated. The RSD (%) is calculated as follows:

$$RSD (\%) = \frac{100}{\bar{X}} \left[\frac{\sum_{i=1}^N (X_i - \bar{X})^2}{N - 1} \right]^{1/2}$$

[0032] where X_i is an individual measurement in a set of N measurements and is the arithmetic mean of the set.

[0033] The composition disclosed herein can be in various forms, for example, in granular form. The granules that can be used in the present invention can have a granule D_{50} ranging from about 50 μm to about 150 μm , such as from about 80 μm to about 130 μm . As defined herein, the “granule D_{50} ” is the particle size of the composition at the 50th percentile of a particle size distribution. The granule D_{50} can readily be determined by one of ordinary skill in the art using sieve analysis techniques. Specifically, the granule D_{50} is determined according to the following procedure.

[0034] Approximately 100 g of sample is added to sieve shaker equipped with 40 mesh, 60 mesh, 80 mesh, 100 mesh, 140 mesh, 200 mesh, 325 mesh, and the bottom pan. The sieve shaker is then turned on for about 10 minutes to separate the sample according to particle size. Each sieve is weighed to determine the amount of sample retained on each sieve and the bottom pan. The individual sieve weight is normalized to generate sieve weight fraction. The individual sieve weight fraction is calculated by dividing each sieve weight with the sum of all sieve weights.

$$\text{Weight Fraction of each sieve} = \frac{\text{Weight of each sieve}}{\text{Sum of all sieves}}$$

[0035] Before the particle size calculation, the mean size range must be determined for each sieve and the bottom pan. This mean size of each sieve screen represents the mean particle size retained on the screen. The mean size of each sieve screen is determined by the hole size of the screen (lower limit) and one sieve size larger (upper limit). In the case of the 40 mesh sieve screen, the hole size of about 1410 μm is used as an upper limit. Table 1 set forth below shows the particle size range of any retained material on each screen and the mean of the particle size range.

TABLE 1

Screens	Hole size of each screen (μm)	Particle size range of retained material on each screen (μm)	Median particle size of the screen (μm)
40 mesh	425	425–1410	918
60 mesh	250	250–424	337
80 mesh	180	180–249	215
100 mesh	150	150–179	165
140 mesh	106	106–149	128
200 mesh	75	75–105	90

TABLE 1-continued

Screens	Hole size of each screen (μm)	Particle size range of retained material on each screen (μm)	Median particle size of the screen (μm)
325 mesh	45	45-74	60
Bottom pan	0	1-44	23

[0036] The weight fraction of each sieve is added to generate cumulative frequency distribution starting from the bottom pan to 40 mesh screen. Once the cumulative frequency distribution is generated, the corresponding particle size at 10 percentile (D_{10}), 50-percentile (D_{50}), and 90-percentile (D_{90}) are determined. The particle size of the corresponding percentile is determined by linear interpolation between two consecutive data from the cumulative frequency distribution. For example, particle size of 50-percentile (D_{50}) is interpolated by,

$$D_{50}(\mu\text{m}) = \frac{[(50 - X_n) * d_{n+1} + (X_{n+1} - 50) * d_n]}{(X_{n+1} - X_n)}$$

[0037] where,

[0038] X_n =cumulative quantity of sample that is just below 50-percentile (in %);

[0039] d_n =mean of the particle size range from the sieve screen where X_n occurs (in mm);

[0040] X_{n+1} =next cumulative quantity of sample that is above 50-percentile (in %).

[0041] d_{n+1} =mean of the particle size range from the sieve screen where X_{n+1} occurs (in mm).

[0042] According to all embodiments of the present invention, the particle size of active pharmaceutical ingredient is measured according to light scattering techniques, and the particle size of the granules of composition is measured according to sieve analysis.

[0043] The compositions disclosed herein can be in a form chosen from, for example, tablets, capsules, and powders. The tablets can be made by pressing the granules into the form of tablets. The capsules can also be made using the granules.

[0044] The at least one pharmaceutically acceptable excipient can be chosen from, for example, diluents such as starch, microcrystalline cellulose, dicalcium phosphate, lactose, sorbitol, mannitol, sucrose, methyl dextrans; binders such as povidone, hydroxypropyl methylcellulose, dihydroxy propylcellulose, and sodium carboxymethylcellulose; and disintegrants such as croscopovidone, sodium starch glycolate, croscarmellose sodium, and mixtures of any of the foregoing. The at least one pharmaceutically acceptable excipient can further be chosen from lubricants such as magnesium stearate, calcium stearate, stearic acid, glyceryl behenate, hydrogenated vegetable oil, glycerine fumarate and glidants such as colloidal silicon dioxide, and mixtures thereof. In some embodiments of the present invention, the at least one pharmaceutically acceptable excipient is chosen

from microcrystalline cellulose, starch, talc, povidone, croscopovidone, magnesium stearate, colloidal silicon dioxide, sodium dodecyl sulfate, and mixtures of any of the foregoing. The excipients of the present invention, can be intragranular, intergranular, or mixtures thereof.

[0045] In some embodiments of the present invention, the composition and/or the granules within the composition can comprise microcrystalline cellulose and starch in a weight ratio ranging from about 1:1 to about 15:1. For example, in the composition, the weight ratio of the microcrystalline cellulose and starch can range from about 1:1 to about 15:1, such as about 10:1, and in the granules within the composition, the weight ratio of the microcrystalline cellulose and starch can range from about 1:1 to about 10:1, such as about 5:1.

[0046] The microcrystalline cellulose can be present in an amount ranging from about 25% to about 85%, for example from about 50% to about 80%, or from about 60% to about 75% by weight relative to the total weight of the composition. The starch can be present in an amount ranging from about 5% to about 35%, for example, from about 5% to about 25%, or from about 5% to about 10% by weight relative to the total weight of the composition.

[0047] The compositions disclosed herein can further comprise at least one ingredient chosen from coating materials that are known in the art such as, for example, hydroxypropyl methylcellulose.

[0048] Certain compositions can comprise:

[0049] (a) from about 10% to about 40% by weight of a calcium receptor-active compound chosen from cinacalcet HCl and cinacalcet methanesulfonate;

[0050] (b) from about 45% to about 85% by weight of at least one diluent;

[0051] (c) from about 1% to about 5% by weight of at least one binder; and

[0052] (d) from about 1% to about 10% by weight of at least one disintegrant; wherein the percentage by weight is relative to the total weight of the composition. The compositions can further comprise from about 0.05% to about 5% by weight, relative to the total weight of the composition, of at least one additive chosen from glidants, lubricants, and adherents. The composition can additionally comprise from about 1% to about 6% by weight of at least one coating material, relative to the total weight of the composition.

[0053] In another embodiment, the composition disclosed herein comprises:

[0054] (a) from about 10% to about 40% by weight of cinacalcet HCl;

[0055] (b) from about 5% to about 10% by weight of starch;

[0056] (c) from about 40% to about 75% by weight of microcrystalline cellulose;

[0057] (d) from about 1% to about 5% by weight of povidone; and

[0058] (e) from about 1% to about 10% by weight of crospovidone; wherein the percentage by weight is relative to the total weight of the composition.

[0059] The povidone can be present in an amount ranging from about 1% to about 5%, for example, from about 1% to about 3% by weight relative to the total weight of the composition. The crospovidone can be present in an amount ranging from about 1% to about 10%, for example from about 3% to about 6%, by weight relative to the total weight of the composition.

[0060] The composition can further comprise from about 0.05% to about 5% by weight, relative to the total weight of the composition, of at least one additive chosen from colloidal silicon dioxide, magnesium stearate, talc, and the like, and mixtures of any of the foregoing. In certain embodiments of the invention, the composition comprises from about 0.05% to about 1.5% of colloidal silicon dioxide, from about 0.05% to about 1.5% of magnesium stearate, from about 0.05% to about 1.5% of talc, or mixtures of any of the foregoing. The composition can even further comprise from about 1% to about 6% by weight of at least one coating material, relative to the total weight of the composition.

[0061] As mentioned above, the compositions of certain embodiments of the present invention have a dissolution profile that results in about 50% to about 125% of a target amount of the calcium receptor-active compound being released from the composition no later than about 30 minutes from the start of a dissolution test that is conducted in 0.05 N HCl in a U.S. Pat. No. 2 apparatus at a temperature of 37° C.±0.5° C. at a rotation speed of 75 r.p.m. The dissolution test is conducted using a USP 2 apparatus, and according to the dissolution protocol described in USP 26/NF 21, chapter 711, which is incorporated herein by reference. According to this embodiment using this dissolution protocol, a stated volume of the dissolution medium (±1%) is placed in the vessel of the USP 2 apparatus, the apparatus is assembled, the dissolution medium is equilibrated to 37° C.±0.5° C., the thermometer is removed, the dosage form is placed in the vessel, and the amount of active pharmaceutical ingredient that is released as a function of time is measured.

[0062] According to another embodiment of the invention, a stated volume of the dissolution medium is placed in the vessel of the USP 2 apparatus, the apparatus is assembled, the dissolution medium is equilibrated to about 37° C., the thermometer is removed, the dosage form is placed in the vessel, and the amount of active pharmaceutical ingredient that is released as a function of time is measured.

[0063] The dissolution profile represents the percentage of the active pharmaceutical ingredient released based on a target amount of the active pharmaceutical ingredient in the formulation. As used herein "target amount" refers to the amount of active pharmaceutical ingredient in each formulation. In certain embodiments, the target amount refers to the label amount and/or label claim.

[0064] USP 26/NF 21, chapter 905, defines a protocol used to determine the dosage-unit conformity according to the present invention, and this content uniformity protocol is incorporated herein by reference. According to this protocol, the content uniformity is determined by measuring the amount of active pharmaceutical ingredient in 10 dosage unit samples, and calculating whether the amount of active

pharmaceutical ingredient in all the dosage unit samples falls within a range of 85% to 115% of the target amount. If one dosage unit sample is outside the range of 85% to 115% of the target amount and no unit is outside a range of 75% to 125% of the target amount, or if the Relative Standard Deviation (RSD), which is the sample standard deviation expressed as a percentage of the mean, is not greater than 6%, then 20 additional dosage unit samples are tested. After treating at least 30 dosage units, the content uniformity requirement is met if not more than one dosage unit sample is outside the range of 85% to 115% of the target amount, and no unit is outside a range of 75% to 125% of the target amount, and the RSD of the at least 30 dosage units does not exceed 7.8%.

[0065] In certain embodiments, the dissolution profile of the compositions disclosed herein can result in, for example, at least about 50%, at least about 70%, at least about 75%, or at least about 85%, of the target amount of the calcium receptor-active compound being released from the composition no later than about 30 minutes from the start of the test. In certain embodiments, the dissolution profile of the compositions disclosed herein can comprise at most about 125%, for example at most about 115%, at most about 110%, or at most about 100% of the target amount of the calcium receptor-active compound being released from the composition no later than about 30 minutes from the start of the test. In additional embodiments, the dissolution profile of the compositions disclosed herein can comprise from about 50% to about 125%, for example from about 70% to about 110%, of the target amount of the calcium receptor-active compound being released from the composition no later than about 30 minutes from the start of the test.

[0066] Other embodiments of the present invention are directed to a method of making a pharmaceutical composition comprising:

[0067] (a) forming a granule comprising a calcium receptor-active compound and at least one pharmaceutically acceptable excipient as disclosed herein; and

[0068] (b) controlling the particle size of the granule such that from about 50% to about 125% of a target amount of calcium receptor-active compound is released from the composition no later than about 30 minutes from the start of a test in 0.05 N HCl according to a dissolution test conducted in a USP 2 apparatus at a temperature of 37° C.±0.5° C., and a rotation speed of 75 r.p.m.

[0069] Further embodiments of the present invention are directed to a method of making a pharmaceutical composition comprising:

[0070] (b) forming a granule comprising a calcium receptor-active compound and at least one pharmaceutically acceptable excipient as disclosed herein; and

[0071] (b) controlling the particle size of the granule such that from about 50% to about 125% of a target amount of calcium receptor-active compound is released from the composition no later than about 30 minutes from the start of a test in 0.05 N HCl according to a dissolution test conducted in a USP 2

apparatus at a temperature of about 37° C., and a rotation speed of about 75 r.p.m.

[0072] The granule can be formed by any known process, such as high wet shear granulation, low wet shear granulation, fluid bed granulation, rotary granulation, extrusion-spheronization, dry granulation, roller compaction, and the like.

[0073] The particle size of the granule of the composition can be controlled by various factors. In certain embodiments of the present invention, the particle size of the granule of the composition can be controlled by the amount of water added to the materials present in a granulator. For example, a desired particle size of the granule can be achieved when the granulator has a volume ranging from about 1 L to about 1200 L, such as from about 65 L to about 1200 L, or from about 300 L to about 800 L, and the amount of water added ranges from about 20% to about 40%, such as from about 30% to about 36%, relative to the amount of dry powders present in the granulator to form the granules.

[0074] The granulator's impeller tip speed can also affect the particle size of the granules. In some embodiments, the impeller tip speed, measured in meters per second (m/s), can range from about 5 m/s to about 10 m/s, such as from about 7 m/s to about 9 m/s.

[0075] Other embodiments of the present invention are directed to a method of making a pharmaceutical composition comprising

[0076] (a) forming a composition comprising a therapeutically effective amount of particles of a calcium receptor-active compound and at least one pharmaceutically acceptable excipient as disclosed herein; and

[0077] (b) controlling the particle size of the calcium receptor-active compound such that from about 50% to about 125% of a target amount of the calcium receptor-active compound is released from the composition no later than about 30 minutes from the start of a test in 0.05 N HCl according to a dissolution test conducted in a USP 2 apparatus at a temperature of 37° C.±0.5° C., and a rotation speed of 75 r.p.m.

[0078] Additional embodiments of the present invention are directed to a method of making a pharmaceutical composition comprising

[0079] (a) forming a composition comprising a therapeutically effective amount of particles of a calcium receptor-active compound and at least one pharmaceutically acceptable excipient as disclosed herein; and

[0080] (b) controlling the particle size of the calcium receptor-active compound such that from about 50% to about 125% of a target amount of the calcium receptor-active compound is released from the composition no later than about 30 minutes from the start of a test in 0.05 N HCl according to a dissolution test conducted in a USP 2 apparatus at a temperature of about 37° C., and a rotation speed of about 75 r.p.m.

[0081] The size of the particles is controlled during the production of the active pharmaceutical ingredient, for example, by use of a milling step, or a controlled crystalli-

zation process. For example, the active pharmaceutical ingredient can be milled using a stainless steel hammer mill with 5 mm screen and 12 hammers forward at a mill speed of 8100±100 rpm, with the feed speed is set at 90±10 rpm.

[0082] Yet other embodiments of the present invention are directed to a method for the treatment of a disease or disorder that can be treated by altering a subject's calcium receptor activity. In some embodiments, a method for the treatment of a disease chosen from hyperparathyroidism, such as primary hyperparathyroidism and secondary hyperparathyroidism, hyperphosphonia, hypercalcemia, and elevated calcium-phosphorus product comprises administering to a patient, such as human, an effective dosage amount of a pharmaceutical composition comprising a calcium receptor-active compound and at least one pharmaceutically acceptable excipient as disclosed herein, wherein the composition has a dissolution profile in 0.05 N HCl, measured according to a dissolution test conducted in a USP 2 apparatus at a temperature of 37° C.±0.5° C., and at a rotation speed of 75 r.p.m., which comprises from about 50% to about 125% of a target amount of the calcium receptor-active compound being released from the composition in no later than about 30 minutes from the start of the test.

[0083] A further embodiment of the present invention is directed to a method for the treatment of a disease chosen from hyperparathyroidism, hyperphosphonia, hypercalcemia, and elevated calcium-phosphorus product comprises administering to a patient, such as human, an effective dosage amount of a pharmaceutical composition comprising a calcium receptor-active compound and at least one pharmaceutically acceptable excipient as disclosed herein, wherein the composition has a dissolution profile in 0.05 N HCl, measured according to a dissolution test conducted in a USP 2 apparatus at a temperature of about 37° C., and at a rotation speed of about 75 r.p.m., which comprises from about 50% to about 125% of a target amount of the calcium receptor-active compound being released from the composition in no later than about 30 minutes from the start of the test.

[0084] Reference will now be made to the following examples which are not intended to limit the invention. To the contrary, it will be appreciated that various alternatives, modifications, and equivalents may be included within the spirit and scope of the invention.

EXAMPLES

[0085] Three pharmaceutical formulations with target amounts of 30 mg, 60 mg, and 90 mg active pharmaceutical ingredient with the following components were prepared:

	Weight % (w/w)	30 mg Tablet Amount (mg)	60 mg Tablet Amount (mg)	90 mg Tablet Amount (mg)
Cinacalcet HCl	18.367	33.06	66.12	99.18
Pregelatinized starch (Starch 1500)	33.378	60.08	120.16	180.24
Microcrystalline cellulose (Avicel PH102)	6.678	12.02	24.04	36.06
Povidone (Plasdone K29/32)	2.044	3.68	7.36	11.04

-continued

	Weight % (w/w)	30 mg Tablet Amount (mg)	60 mg Tablet Amount (mg)	90 mg Tablet Amount (mg)
Crospovidone (Polyplasdone XL)	1.233	2.22	4.44	6.66
Purified Water ¹	—	—	—	—
Microcrystalline cellulose (Avicel PH102)	34.300	61.74	123.48	185.22
Magnesium stearate	0.500	0.90	1.80	2.70
Colloidal silicon dioxide (Colloidal anhydrous silica) (Cab-O-Sil M5P)	0.500	0.90	1.80	2.70
Crospovidone (Polyplasdone XL)	3.000	5.40	10.80	16.20
Core Tablet	100.000	180.00	360.00	540.00
Purified Water ¹	—	—	—	—
Opadry ® II (colored film former)	4.000	7.20	14.40	21.60
Purified Water ¹	—	—	—	—
Opadry ® Clear (clear film former)	1.500	2.70	5.40	8.10
Carnauba Wax Powder	0.010	0.018	0.036	0.054
Opacode ® Ink (Black) ²	—	—	—	—

¹The purified Water was removed during processing.

²Trace quantities of ink were applied to the coated tablet.

[0086] The 30-, 60- and 90-mg tablets were made according to the process flow diagram depicted below.

Equipment	Components	Unit Operation	Critical Process Controls
PMA 800L granulator	purified water and intra-granular components ^a	granulation ^b	water level, impeller speed, water spray rate
Comil (In-line)		wet mill	
Aeromatic MP6		fluid bed dry	
Quadro Mill 196S (Comil)		dry mill	
Gallay tote blender (650 L)	extra-granular components ^c	pre-blend	
Gallay tote blender (1000 L)	combine granulation mix A and B and extra-granular mix	final blend	blend time
Gallay tote blender (1000 L)	magnesium stearate	lubrication	

-continued

Equipment	Components	Unit Operation	Critical Process Controls
Unipress 27		compression ^d	tablet press speed, tablet weight, thickness, hardness, friability, disintegration time
3 X Vector Hi-Coater pan (3 spray guns) delivery (peristaltic pump)	color coat (Opadry ® II), clear coat (Opadry ® Clear), carnauba Wax Opacode ® black	film coating and wax	spray rate, exhaust temperature
Ackley ink-based offset printer		print	

^acinacalcet HCl, pregelatinized starch, microcrystalline cellulose, povidone, and crospovidone

^bThe granulation step to dry milling step is repeated to generate 2 bowls of wet granulation (Mix A and B).

^cExtra-granular components are microcrystalline cellulose, crospovidone, and colloidal silicon dioxide

^dTooling dimension is dependent on tablet size and strength, (30 mg; 0.2372" x 0.3800" oval shape plain, 60 mg; 0.3000" x 0.4800" modified oval (double radius) plain, 90 mg; 0.3420" x 0.5480" modified oval (double radius) plain)

[0087] The wet granulation process was conducted in a PMA 800 L high-shear granulator with water serving as the granulation fluid. The cinacalcet HCl and the intra-granulation excipients (pregelatinized starch, microcrystalline cellulose, povidone, and crospovidone) were dry-mixed for 1 to 2 minutes with an impeller speed set point at 116±10 rpm, followed by granulation with 30.0% to 36.0% w/w water (based on intra-granular lot size; target was 34.9% w/w) with an impeller speed set point at 116±10 rpm and at a slow or fast chopper speed (target was slow speed). During the granulation process water was delivered at 9.8±0.5 kg/min.

[0088] Following granulation, the mixture was wet-milled using an in-line Comil equipped with a 0.375" (0.953 cm) opening screen and an impeller speed set point at 1400±50 rpm. The mixture was then discharged into a fluid-bed dryer.

[0089] After completion of the wet-milling process, the granulation mixture was dried in an Aeromatic MP6 fluid bed dryer with an inlet temperature set point at 70°±5° C. When the outlet temperature reached 37° C. to 41° C., samples were taken to determine moisture levels by loss on drying (LOD). The granules were dried until the average moisture levels reached 1.0% to 2.5%.

[0090] The dried granulation mixture was milled through a Quadro Mill 196S (Comil) equipped with a 0.055" (0.140 cm) opening screen at an impeller speed of 1650 ±50 rpm into a 1000 L Gallay tote.

[0091] Except for magnesium stearate, the extra-granular excipients were blended in a 650 L Gallay tote blender for 7±1 minutes at 12±1 rpm. This mixture was further blended with the dry-milled granulation in a 1000 L Gallay tote blender for 15±5 minutes at 12±1 rpm, and then for 6±1 minutes at 12±1 rpm after magnesium stearate was added for lubrication.

[0092] The final lubricated blend was compressed into tablets containing 30-, 60-, or 90 mg of the free base

equivalent of active cinacalcet HCl using a Unipress 27 tablet press set to a speed of 2000 ± 300 tablets per minute and equipped with a force feeder. Throughout the compression operation, individual tablet weights (target weights of 180, 360, and 540 mg for 30-, 60-, and 90-mg tablets, respectively), the average weight of 10 tablets, tablet hardness and thickness were monitored at pre-determined intervals.

[0093] The color-coating suspension and clear-coating solution were prepared by slowly adding either the Opadry® II (green) or Opadry® Clear into purified water while mixing until uniform (≥ 45 minutes). The color suspension and clear solution deaerated for ≥ 45 minutes before the spraying process began, and were used within a pre-determined time limit.

[0094] Each lot was film-coated with color and clear coats in a Vector Hi-Coater 48" pan. The color-coating suspension was applied onto a moving core tablet bed (pan speed=4 to 7 rpm) and a spray rate of 250 ± 50 grams per minute per 3 guns. The distance between the spray guns and the tablet bed was approximately 8" (20 cm) to 11" (28 cm), and the air volume was 600 ± 200 ft³ per minute (17.1 ± 5.7 m³ per minute) with a pan pressure differential maintained between -0.1" (-0.25 cm) to -0.3" (-0.76 cm) of water. Supply air temperature was adjusted to $80 \pm 10^\circ$ C. to maintain an exhaust temperature of $41 \pm 3^\circ$ C.

[0095] When the clear-coating application was completed, the heater and the air supply was turned off and the wax was spread evenly over the moving tablet bed (after it reached $\leq 37^\circ$ C.) with a pan speed of 4 to 7 rpm. The tablets were rotated for 5 ± 1 minutes, and after the supply air and exhaust fan were turned on, the tablets were rotated for an additional 5 ± 1 minutes with a pan speed of 4 to 7 rpm and supply air of 600 ± 200 ft³ per minute (17.1 ± 5.7 m³ per minute). The pan was jogged until the tablet bed temperature reached $\leq 30^\circ$ C.

[0096] An Ackley ink-based offset printer was used to produce 2-sided printed tablets.

[0097] The dissolution profile of the three formulations were measured according the dissolution protocol described in the USP 26/NF 21, chapter 711 using a USP 2 apparatus at a temperature of about 37° C., and at a rotation speed of about 75 r.p.m. The dissolution profile of the formulations in which at least about 75% of the cinacalcet HCl was released from the composition in no later than about 30 minutes from the start of the test is set forth in Table 2.

TABLE 2

Time (min)	30 mg Tablet	60 mg Tablet	90 mg Tablet
15	85.3	81.9	80.8
30	95.2	93.8	93.4
45	97.7	97.7	97.9
60	98.7	98.8	99.8

[0098] The content uniformity of the three formulations were measured in accordance with USP 26/NF 21, chapter 905, described in detail above. The content uniformity and for each of the three formulations is set forth in Table 3.

TABLE 3

Con-tainer	30 mg Tablet		60 mg Tablet		90 mg Tablet	
	Mean (10 tablets)	% RSD	Mean (10 tablets)	% RSD	Mean (10 tablets)	% RSD
1 (beg.)	98.5	0.8	96.7	1.6	99.7	1.2
5	98.8	0.8	98.5	0.8	100.7	0.9
11	98.5	0.6	98.3	1.0	99.9	0.7
16	98.3	0.8	97.6	1.3	99.9	0.5
22	98.3	1.0	96.3	1.8	100.7	0.9
end	98.0	0.6	95.8	1.9	99.3	0.8

What is claimed is:

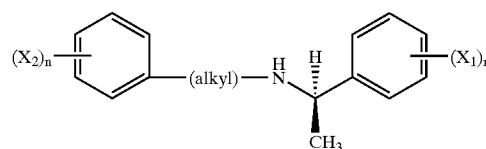
1. A pharmaceutical composition comprising an effective dosage amount of a calcium receptor-active compound and at least one pharmaceutically acceptable excipient,

wherein at least one dosage unit of the composition has a dissolution profile in 0.05 N HCl, measured according to a dissolution test conducted in a USP 2 apparatus at a temperature of about 37° C., and at a rotation speed of about 75 r.p.m., which comprises from about 50% to about 125% of a target amount of the calcium receptor-active compound being released from the composition no later than about 30 minutes from the start of the test.

2. The composition according to claim 1, wherein the calcium receptor-active compound is chosen from calcimimetic compounds and calcilytic compounds.

3. The composition according to claim 2, wherein the calcimimetic compounds and calcilytic compounds are chosen from compounds of formula (I) and pharmaceutically acceptable salts and forms thereof

(I)



wherein:

X₁ and X₂, which may be identical or different, are each a radical chosen from CH₃, CH₃O, CH₃CH₂O, Br, Cl, F, CF₃, CHF₂, CH₂F, CF₃O, CH₃S, OH, CH₂OH, CONH₂, CN, NO₂, CH₃CH₂, propyl, isopropyl, butyl, isobutyl, t-butyl, acetoxy, and acetyl radicals, or two of X₁ may together form an entity chosen from fused cycloaliphatic rings, fused aromatic rings, and a methylene dioxy radical, or two of X₂ may together form an entity chosen from fused cycloaliphatic rings, fused aromatic rings, and a methylene dioxy radical; provided that X₂ is not a 3-t-butyl radical;

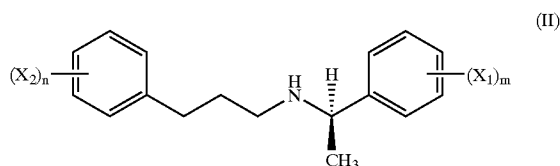
n ranges from 0 to 5;

m ranges from 1 to 5; and

the alkyl radical is chosen from C1-C3 alkyl radicals, which are optionally substituted with at least one group chosen from saturated and unsaturated, linear,

branched, and cyclic C1-C9 alkyl groups, dihydroindolyl and thiodihydroindolyl groups, and 2-, 3-, and 4-piperid(in)yl groups; and the stereoisomers thereof.

4. The composition according to claim 3, wherein the calcimimetic compounds and calcilytic compounds are chosen from compounds of formula (II) and pharmaceutically acceptable salts and forms thereof



wherein:

X_1 and X_2 , which may be identical or different, are each a radical chosen from CH_3 , CH_3O , $\text{CH}_3\text{CH}_2\text{O}$, Br , Cl , F , CF_3 , CHF_2 , CH_2F , CF_3O , CH_3S , OH , CH_2OH , CONH_2 , CN , NO_2 , CH_3CH_2 , propyl, isopropyl, butyl, isobutyl, t-butyl, acetoxy, and acetyl radicals, or two of X_1 may together form an entity chosen from fused cycloaliphatic rings, fused aromatic rings, and a methylene dioxy radical, or two of X_2 may together form an entity chosen from fused cycloaliphatic rings, fused aromatic rings, and a methylene dioxy radical; provided that X_2 is not a 3-t-butyl radical;

n ranges from 0 to 5; and

m ranges from 1 to 5.

5. The composition according to claim 4, wherein the pharmaceutically acceptable salts and forms thereof are chosen from salts of hydrochloric acid and salts of methanesulfonic acid.

6. The composition according to claim 4, wherein the calcimimetic compounds are chosen from cinacalcet, cinacalcet HCl, and cinacalcet methanesulfonate.

7. The composition according to claim 1, wherein the dissolution profile comprises from about 70% to about 110% of the target amount of the calcium receptor-active compound being released from the composition no later than about 30 minutes from the start of the test.

8. The composition according to claim 7, wherein the dissolution profile comprises at least about 75% of the target amount of the calcium receptor-active compound being released from the composition no later than about 30 minutes from the start of the test.

9. The composition according to claim 6, wherein the dissolution profile comprises from about 70% to about 110% of the target amount of the cinacalcet HCl being released from the composition no later than about 30 minutes from the start of the test.

10. The composition according to claim 9, wherein the dissolution profile comprises at least about 75% of the target amount of the cinacalcet HCl being released from the composition no later than about 30 minutes from the start of the test.

11. The composition according to claim 6, wherein the cinacalcet HCl and cinacalcet methanesulfonate are in a form chosen from amorphous powders, crystalline particles and mixtures thereof.

12. The composition according to claim 1, wherein the calcium receptor-active compound is cinacalcet HCl.

13. The composition according to claim 12, wherein the cinacalcet HCl is in a form chosen from needle-shape particles, rod-shape particles, plate-shaped particles, and mixtures of any of the foregoing.

14. The composition according to claim 12, wherein the particle D_{50} of the cinacalcet HCl particles is less than or equal to about $50 \mu\text{m}$.

15. The composition according to claim 12, wherein the cinacalcet HCl particles have a particle D_{50} effective to release from about 70% to about 110% of the target amount of the cinacalcet HCl from the composition no later than about 30 minutes from the start of the test in 0.05 N HCl.

16. The composition according to claim 15, wherein the cinacalcet HCl particles have a particle D_{50} effective to release at least about 75% of the target amount of the cinacalcet HCl from the composition no later than about 30 minutes from the start of the test in 0.05 N HCl.

17. The composition according to claim 1, wherein the composition is in the form of granules.

18. The composition according to claim 1, wherein the composition is in a form chosen from tablets, capsules, and powders.

19. The composition according to claim 17, wherein the granules have a granule D_{50} measured using a sieve analysis ranging from about $50 \mu\text{m}$ to about $150 \mu\text{m}$.

20. The composition according to claim 19, wherein the granules have a granule D_{50} measured using a sieve analysis ranging from about $80 \mu\text{m}$ to about $130 \mu\text{m}$.

21. The composition according to claim 17, wherein the granules have a granule D_{50} effective to release from about 70% to about 110% of the target amount of the calcium-receptor active compound from the composition no later than about 30 minutes from the start of the test in 0.05 N HCl.

22. The composition according to claim 21, wherein the granules have a granule D_{50} effective to release at least about 75% of the target amount of the calcium-receptor active compound from the composition no later than about 30 minutes from the start of the test in 0.05 N HCl.

23. The composition according to claim 12, wherein the cinacalcet HCl is present in a therapeutically effective amount for the treatment of at least one of hyperparathyroidism, hyperphosphonia, hypercalcemia, and elevated calcium phosphorus product.

24. The composition according to claim 12, wherein the cinacalcet HCl is present in an effective dosage amount for the treatment of at least one of hyperparathyroidism, hyperphosphonia, hypercalcemia, and elevated calcium phosphorus product.

25. The composition according to claim 23, wherein the hyperparathyroidism is chosen from primary hyperparathyroidism and secondary hyperparathyroidism.

26. The composition according to claim 24, wherein the hyperparathyroidism is chosen from primary hyperparathyroidism and secondary hyperparathyroidism.

27. The composition according to claim 12, wherein the cinacalcet HCl is present in an amount ranging from about 1% to about 70% by weight relative to the total weight of the composition.

28. The composition according to claim 27, wherein the cinacalcet HCl is present in an amount ranging from about 5% to about 40% by weight relative to the total weight of the composition.

29. The composition according to claim 28, wherein the cinacalcet HCl is present in an amount ranging from about 15% to about 20% by weight relative to the total weight of the composition.

30. The composition according to claim 1, wherein the at least one pharmaceutically acceptable excipient is chosen from non-cellulose and cellulose diluents, binders, and disintegrants.

31. The composition according to claim 1, wherein the at least one pharmaceutically acceptable excipient is chosen from microcrystalline cellulose, starch, talc, povidone, crospovidone, magnesium stearate, colloidal silicon dioxide, and sodium dodecyl sulfate and any combination thereof.

32. The composition according to claim 31, wherein crospovidone is present intergranularly, intragranularly, or a combination thereof.

33. The composition according to claim 31, wherein crospovidone is present intergranularly.

34. The composition according to claim 31, wherein crospovidone is present intragranularly.

35. The composition according to claim 1, wherein the composition comprises microcrystalline cellulose and starch in a weight ratio ranging from about 1:1 to about 15:1.

36. The composition according to claim 35, wherein the composition comprises microcrystalline cellulose and starch in a weight ratio of about 10:1.

37. The composition according to claim 1, wherein the granules within the composition comprises microcrystalline cellulose and starch in a weight ratio ranging from about 1:1 to about 10:1.

38. The composition according to claim 37, wherein the weight ratio between the microcrystalline cellulose and the starch in the granules with the composition is about 5:1.

39. The composition according to claim 31, wherein the microcrystalline cellulose is present in an amount ranging from about 25% to about 85% by weight relative to the total weight of the composition.

40. The composition according to claim 31, wherein the starch is present in an amount ranging from about 5% to about 35% by weight relative to the total weight of the composition.

41. The composition according to claim 31, wherein the povidone is present in an amount ranging from about 1% to about 5% by weight relative to the total weight of the composition.

42. The composition according to claim 31, wherein the crospovidone is present in an amount ranging from about 1% to about 10% by weight relative to the total weight of the composition.

43. The composition according to claim 1 comprising:

(a) from about 10% to about 40% by weight of cinacalcet HCl or cinacalcet methanesulfonate;

(b) from about 45% to about 85% by weight of at least one diluent;

(c) from about 1% to about 5% by weight of at least one binder;

(d) from about 1% to about 10% by weight of at least one disintegrant; and

(e) from about 0.05% to about 5% of at least one additive chosen from glidants, lubricants, and adherents;

wherein the percentage by weight is relative to the total weight of the composition.

44. The composition according to claim 43 comprising from about 0.05% to about 1.5% by weight of at least one glidant relative to the total weight of the composition.

45. The composition according to claim 43 comprising from about 0.05% to about 1.5% by weight of adherent relative to the total weight of the composition.

46. The composition according to claim 43, further comprising at least one ingredient chosen from lubricants and clear and color coating materials.

47. The composition according to claim 43 further comprising from about 1% to about 6% by weight of at least one coating material chosen from clear and color coating materials relative to the total weight of the composition.

48. The composition according to claim 43 comprising

(a) from about 10% to about 40% by weight of cinacalcet HCl;

(b) from about 5% to about 10% by weight of starch;

(c) from about 40% to about 75% by weight of microcrystalline cellulose;

(d) from about 1% to about 5% by weight of povidone; and

(e) from about 1% to about 10% by weight of crospovidone;

wherein the percentage by weight is relative to the total weight of the composition.

49. The composition according to claim 48 further comprising from about 0.05% to about 1.5% by weight of colloidal silicon dioxide relative to the total weight of the composition.

50. The composition according to claim 48 further comprising from about 0.05% to about 1.5% by weight of magnesium stearate relative to the total weight of the composition.

51. The composition according to claim 48 further comprising from about 1% to about 6% by weight of at least one coating material chosen from clear and color coating materials relative to the total weight of the composition.

52. The composition according to claim 12, wherein the effective dosage amount of cinacalcet HCl ranges from about 1 mg to about 360 mg.

53. The composition according to claim 52, wherein the effective dosage amount of cinacalcet HCl ranges from about 5 mg to about 240 mg.

54. The composition according to claim 52, wherein the effective dosage amount of cinacalcet HCl ranges from about 20 mg to about 100 mg.

55. The composition according to claim 52, wherein the effective dosage amount of cinacalcet HCl is chosen from about 5 mg, about 15, mg, about 30 mg, about 50 mg, about 60 mg, about 75 mg, about 90 mg, about 120 mg, about 150 mg, about 180 mg, about 210 mg, about 240 mg, about 300 mg, and about 360 mg.

56. The composition according to claim 12, wherein the therapeutically effective amount of cinacalcet HCl ranges from about 1 mg to about 360 mg.

57. The composition according to claim 56, wherein the therapeutically effective amount of cinacalcet HCl ranges from about 5 mg to about 240 mg.

58. The composition according to claim 56, wherein the therapeutically effective amount of cinacalcet HCl ranges from 20 mg to 100 mg.

59. The composition according to claim 56, wherein the therapeutically effective amount of cinacalcet HCl is chosen from about 5 mg, about 15, mg, about 30 mg, about 50 mg, about 60 mg, about 75 mg, about 90 mg, about 120 mg, about 150 mg, about 180 mg, about 210 mg, about 240 mg, about 300 mg, and about 360 mg.

60. A pharmaceutical composition comprising an effective dosage amount of a calcium receptor-active compound and at least one pharmaceutically acceptable excipient,

wherein at least one dosage unit of the composition has a dissolution profile in 0.05 N HCl, measured according to a dissolution test conducted in a USP 2 apparatus at a temperature of $37^{\circ}\text{C.}\pm 0.5^{\circ}\text{C.}$, and at a rotation speed of 75 r.p.m., which comprises from 50% to 125% of a target amount of the calcium receptor-active compound being released from the composition no later than 30 minutes from the start of the test.

61. A method of making a pharmaceutical composition comprising:

(a) forming a granule comprising an effective dosage amount of a calcium receptor-active compound and at least one pharmaceutically acceptable excipient; and

(b) controlling the particle size of the granule such that from about 50% to about 125% of a target amount of the calcium receptor-active compound is released from the composition no later than about 30 minutes from the start of a test in 0.05 N HCl according to a dissolution test conducted in a USP 2 apparatus at a temperature of about 37°C. , and a rotation speed of about 75 r.p.m.

62. A method of making a pharmaceutical composition comprising:

(a) forming a granule comprising an effective dosage amount of a calcium receptor-active compound and at least one pharmaceutically acceptable excipient; and

(b) controlling the particle size of the granule such that from about 50% to about 125% of a target amount of the calcium receptor-active compound is released from the composition no later than about 30 minutes from the start of a test in 0.05 N HCl according to a dissolution test conducted in a USP 2 apparatus at a temperature of $37^{\circ}\text{C.}\pm 0.5^{\circ}\text{C.}$, and a rotation speed of 75 r.p.m.

63. A method of making a pharmaceutical composition comprising:

(a) forming a composition comprising an effective dosage amount of particles of a calcium receptor-active compound and at least one pharmaceutically acceptable excipient; and

(b) controlling the particle size of the calcium receptor-active compound such that from about 50% to about 125% of a target amount of the calcium receptor-active compound is released from the composition no later than about 30 minutes from the start of a test in 0.05 N HCl according to a dissolution test conducted in a USP

2 apparatus at a temperature of about 37°C. , and a rotation speed of about 75 r.p.m.

64. A method of making a pharmaceutical composition comprising:

(a) forming a composition comprising an effective dosage amount of particles of a calcium receptor-active compound and at least one pharmaceutically acceptable excipient; and

(b) controlling the particle size of the calcium receptor-active compound such that from about 50% to about 125% of a target amount of the calcium receptor-active compound is released from the composition no later than about 30 minutes from the start of a test in 0.05 N HCl according to a dissolution test conducted in a USP 2 apparatus at a temperature of $37^{\circ}\text{C.}\pm(0.5)^{\circ}\text{C.}$, and a rotation speed of 75 r.p.m.

65. A method of making a pharmaceutical composition comprising forming a granule comprising an effective dosage amount of a calcium receptor-active compound and at least one pharmaceutically acceptable excipient in a granulator,

wherein the granulator has a volume ranging from about 1 L to about 2000 L, and

wherein the granulator contains water in a granulation level ranging from about 10% to about 50% relative to the weight of the dry powders in the granulator.

66. The method according to claim 65, wherein the granulator has a volume ranging from about 65 L to about 1200 L.

67. The method according to claim 65, wherein the granulator has a volume ranging from about 300 L to about 800 L.

68. The method according to claim 65, wherein the water is in a granulation level ranging from about 20% to about 40% relative to the weight of the dry powders in the granulator.

69. The method according to claim 65, wherein the water is in a granulation level ranging from about 30% to about 36% relative to the weight of the dry powders in the granulator.

70. The method according to claim 65, wherein the granulator has an impeller, whose tip speed ranges from about 5 m/s to about 10 m/s.

71. The method according to claim 70, wherein the impeller tip speed ranges from about 7 m/s to about 9 m/s.

72. A method for the treatment of at least one disease chosen from hyperparathyroidism, hyperphosphonia, hypercalcemia, and elevated calcium phosphorus product, comprising administering to a patient in need thereof a pharmaceutical composition comprising an effective dosage amount of a calcium receptor-active compound and at least one pharmaceutically acceptable excipient,

wherein the composition has a dissolution profile in 0.05 N HCl, measured according to a dissolution test conducted in a USP 2 apparatus at a temperature of about 37°C. , and at a rotation speed of about 75 r.p.m., which comprises from about 50% to about 125% of a target amount of the calcium receptor-active compound being released from the composition in no later than about 30 minutes from the start of the test.

73. The method according to claim 72, wherein the patient is human.

74. The method according to claim 72, wherein an effective dosage amount of the pharmaceutical composition is chosen from about 5 mg, about 15 mg, about 30 mg, about 50 mg, about 60 mg, about 75 mg, about 90 mg, about 120 mg, about 150 mg, about 180 mg, about 210 mg, about 240 mg, about 300 mg, and about 360 mg.

75. A method for the treatment of at least one disease chosen from hyperparathyroidism, hyperphosphonia, hypercalcemia, and elevated calcium phosphorus product, comprising administering to a patient in need thereof a pharmaceutical composition comprising an effective dosage amount of a calcium receptor-active compound and at least one pharmaceutically acceptable excipient,

wherein the composition has a dissolution profile in 0.05 N HCl, measured according to a dissolution test conducted in a USP 2 apparatus at a temperature of 37° C.±0.5° C., and at a rotation speed of 75 r.p.m., which comprises from about 50% to about 125% of a target amount of the calcium receptor-active compound being released from the composition in no later than about 30 minutes from the start of the test.

76. The method according to claim 75, wherein the patient is human.

77. The method according to claim 75, wherein an effective dosage amount of the pharmaceutical composition is chosen from about 5 mg, about 15 mg, about 30 mg, about 50 mg, about 60 mg, about 75 mg, about 90 mg, about 120 mg, about 150 mg, about 180 mg, about 210 mg, about 240 mg, about 300 mg, and about 360 mg.

78. A pharmaceutical composition comprising

(a) from about 10% to about 40% by weight of cinacalcet HCl;

(b) from about 45% to about 85% by weight of at least one diluent; and

(c) from about 1% to about 5% by weight of at least one binder;

wherein the percentage by weight is relative to the total weight of the composition.

79. The composition according to claim 78 further comprising from about 1% to about 10% by weight of at least one disintegrant, wherein the percentage by weight is relative to the total weight of the composition.

80. The composition according to claim 78 further comprising from about 0.05% to about 5% of at least one additive chosen from glidants, lubricants, and adherents, wherein the percentage by weight is relative to the total weight of the composition.

81. The composition according to claim 80 comprising from about 0.05% to about 1.5% by weight of at least one glidant.

82. The composition according to claim 80 comprising from about 0.05% to about 1.5% by weight of adherent.

83. The composition according to claim 78 further comprising at least one ingredient chosen from lubricants and clear and color coating materials.

84. The composition according to claim 78 further comprising from about 1% to about 6% by weight of at least one coating material chosen from clear and color coating materials relative to the total weight of the composition.

85. The composition according to claim 78, wherein the cinacalcet HCl is in a form chosen from amorphous powders, crystalline particles, matrix particles, and mixtures of any of the foregoing.

86. The composition according to claim 78, wherein the cinacalcet HCl is in a form chosen from needle-shape particles, rod-shape particles, plate-shaped particles, and mixtures of any of the foregoing.

87. The composition according to claim 78, wherein the particle D₅₀ of the cinacalcet HCl particles is less than or equal to about 50 μm.

88. The composition according to claim 78, wherein the composition is in the form of granules.

89. The composition according to claim 78, wherein the composition is in a form chosen from tablets, capsules, and powders.

90. The composition according to claim 88, wherein the granules have a granule D₅₀ measured using a sieve analysis ranging from about 50 μm to about 150 μm.

91. The composition according to claim 90, wherein the granules have a granule D₅₀ measured using a sieve analysis ranging from about 80 μm to about 130 μm.

92. The composition according to claim 78, wherein the cinacalcet HCl is present in a therapeutically effective amount for the treatment of at least one of hyperparathyroidism, hyperphosphonia, hypercalcemia, and elevated calcium phosphorus product.

93. The composition according to claim 78, wherein the cinacalcet HCl is present in an effective dosage amount for the treatment of at least one of hyperparathyroidism, hyperphosphonia, hypercalcemia, and elevated calcium phosphorus product.

94. The composition according to claim 92, wherein the hyperparathyroidism is chosen from primary hyperparathyroidism and secondary hyperparathyroidism.

95. The composition according to claim 93, wherein the hyperparathyroidism is chosen from primary hyperparathyroidism and secondary hyperparathyroidism.

96. The composition according to claim 78, wherein the cinacalcet HCl is present in an amount ranging from about 10% to about 30% by weight relative to the total weight of the composition.

97. The composition according to claim 96, wherein the cinacalcet HCl is present in an amount ranging from about 15% to about 20% by weight relative to the total weight of the composition.

98. The composition according to claim 78, wherein the at least one diluent is chosen from microcrystalline cellulose, starch, and mixtures thereof.

99. The composition according to claim 98, wherein the microcrystalline cellulose is present in an amount ranging from about 40% to about 75% by weight, and the starch is present in an amount ranging from about 5% to about 10% by weight, relative to the total weight of the composition.

100. The composition according to claim 78, wherein the at least one binder is povidone.

101. The composition according to claim 100, wherein the povidone is present in an amount ranging from about 1% to about 5% by weight, relative to the total weight of the composition.

102. The composition according to claim 78, wherein the at least one disintegrant is crospovidone.

103. The composition according to claim 102, wherein crospovidone is present intergranularly, intragranularly, or a combination thereof.

104. The composition according to claim 102, wherein crospovidone is present intergranularly.

105. The composition according to claim 102, wherein crospovidone is present intragranularly.

106. The composition according to claim 98, wherein the composition comprises microcrystalline cellulose and starch in a weight ratio ranging from about 1:1 to about 15:1.

107. The composition according to claim 106, wherein the composition comprises microcrystalline cellulose and starch in a weight ratio of about 10:1.

108. The composition according to claim 98, wherein the granules within the composition comprises microcrystalline cellulose and starch in a weight ratio ranging from about 1:1 to about 10:1.

109. The composition according to claim 108, wherein the weight ratio between the microcrystalline cellulose and the starch in the granules with the composition is about 5:1.

110. The composition according to claim 78 comprising

- (a) from about 10% to about 40% by weight of cinacalcet HCl;
- (b) from about 5% to about 10% by weight of starch;
- (c) from about 40% to about 75% by weight of microcrystalline cellulose;
- (d) from about 1% to about 5% by weight of povidone; and
- (e) from about 1% to about 10% by weight of crospovidone;

wherein the percentage by weight is relative to the total weight of the composition.

111. The composition according to claim 110 further comprising from about 0.05% to about 1.5% by weight of colloidal silicon dioxide relative to the total weight of the composition.

112. The composition according to claim 110 further comprising from about 0.05% to about 1.5% by weight of magnesium stearate relative to the total weight of the composition.

113. A method of controlling the dissolution rate of a formulation comprising an effective dosage amount of a calcium receptor-active compound and at least one pharmaceutically acceptable excipient, the method comprising producing the formulation in a granulator which has a volume ranging from about 1 L to about 2000 L, and contains water in a granulation level ranging from about 10% to 50% relative to the amount of dry powders in the granulator.

114. The method according to claim 113, wherein the calcium receptor-active compound is cinacalcet HCl.

115. The method according to claim 113, wherein the granulator has a volume ranging from about 65 L to about 1200 L.

116. The method according to claim 113, wherein the granulator has a volume ranging from about 300 L to about 800 L.

117. The method according to claim 113, wherein the water is in a granulation level ranging from about 20% to about 40% relative to the weight of the dry powders in the granulator.

118. The method according to claim 117, wherein the water is in a granulation level ranging from about 30% to about 36% relative to the weight of the dry powders in the granulator.

* * * * *