
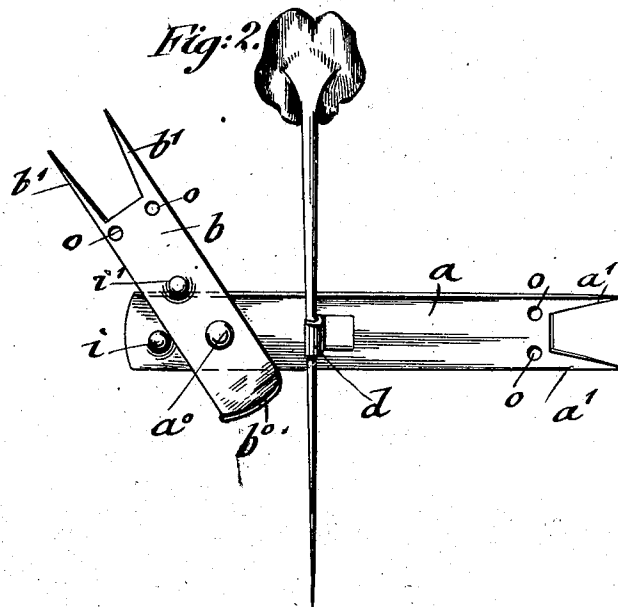
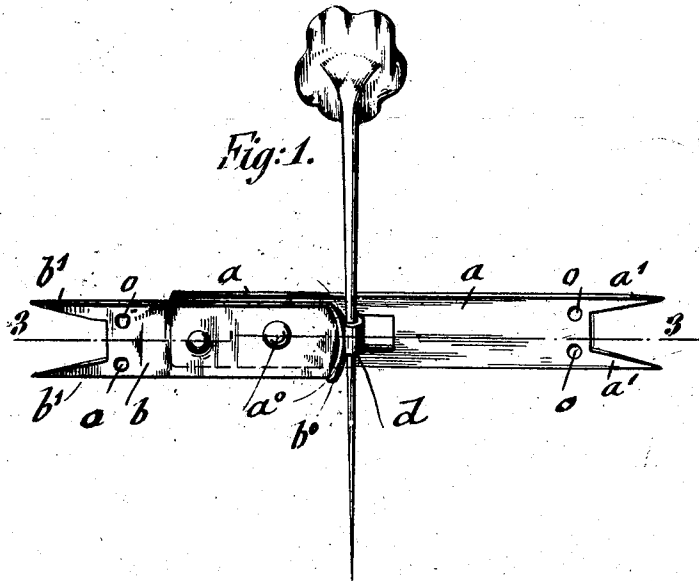


No. 881,622.

PATENTED MAR. 10, 1908.

A. ROSENBAUM.
CLUTCH FOR SCARF PINS.
APPLICATION FILED JULY 26, 1907.



Witnesses:
James Fish
H. S. Lasker.



Inventor
Albert Rosenbaum
By his Attorney
Muel Kapel.

UNITED STATES PATENT OFFICE.

ALBERT ROSENBAUM, OF NEW YORK, N. Y.

CLUTCH FOR SCARF-PINS.

No. 881,622.

Specification of Letters Patent.

Patented March 10, 1908.

Application filed July 25, 1907. Serial No. 385,428.

To all whom it may concern:

Be it known that I, ALBERT ROSENBAUM, a citizen of the United States, residing in New York, in the borough of Manhattan, county and State of New York, have invented certain new and useful Improvements in Clutches for Scarf-Pins, of which the following is a specification.

This invention relates to certain improvements in clutches for scarf-pins, which, instead of being applied as a separate device to the shank of the scarf-pin, is attached to the under-side of the scarf near the point where the scarf-pin is to be inserted, so as to be always ready for use in clamping the scarf-pin and not liable to be dropped and lost.

The invention consists of a clutch for scarf-pins which is composed of two flat pieces, a main-piece and a clamping-piece fulcrumed thereto, both pieces being provided with means for attaching them to a scarf, the main-piece having a socket open at the side for receiving the scarf-pin, while the fulcrumed section is provided with a cam-shaped portion adjacent to the socket for clamping the scarf-pin firmly in the socket of the main-piece and retaining it securely in position therein.

In the accompanying drawings, Figure 1 represents a front-elevation of my improved clutch for scarf-pins showing the pin inserted and clamped by the same, Fig. 2 is also a front-elevation, with the movable clamping-piece in open position so as to permit the insertion or removal of the scarf-pin, Fig. 3 is a vertical longitudinal section through the clutch, and Fig. 4 is a detail section through the socket and clamping-piece, drawn on a larger scale.

Similar letters of reference indicate corresponding parts.

My improved clutch or fastener for scarf-pins consists of a main-piece *a*, which is made of flat sheet-metal and of a clamping piece *b*, which is also made of flat sheet-metal, and which is fulcrumed to the main-piece *a* at *a'*. From the body of the main-piece is preferably punched up a small portion which is bent over so as to form a socket *d*, which is open at the side for permitting the quick insertion of the shank of the scarf-pin. The fulcrumed clamping piece *b* is provided at its inner end, adjacent to the open side of the socket, with an eccentric cam-portion *b'* that is bent up or thickened at the inner edge so as to close the side-opening of the socket *d*

after the shank of the pin is inserted. As soon as the scarf-pin is inserted into the socket, the clamping-piece is turned and moved in line with the main-piece so that its eccentric edge or cam clamps the pin firmly into the socket and prevents thereby the removal or accidental detachment of the pin from the scarf. The greater the pull exerted on the shank of the scarf-pin, the greater will be the binding action of the eccentric cam on the same.

The outer ends of the main-piece *a* and clamping-piece *b* are provided with prongs *a'* and *b'* having sharp points that are forced into the under-side of the scarf, below the point where the scarf-pin is inserted, by placing the clamping-piece and main-piece at an angle towards each other and then forcing them into alinement with each other whereby the prongs pierce the fabric of the scarf. For inserting the shank of the scarf-pin into the clutch the clamping-piece is moved on its pivot in upward direction, the shank then inserted into the socket of the main-piece and then locked into the socket by moving the cam of the clamping piece into closed position. The pin is then securely held in position against detaching or removal. In place of piercing the under side of the scarf by the pointed prongs, the main and clamping pieces may be sewed on permanently to the scarf, for which purpose small holes are provided in the outer ends of the pieces for the passage of the needle and thread.

The main-piece is provided with an indentation *i* and the pivoted clamping piece, with a slight raise *i'*, the indentation and raise registering with each other and serving to hold the parts in locked position so as to prevent the accidental opening of the pivoted clamping-piece into released position.

My improved clutch for scarf-pins can be made from gold, nickel- or silver-plated sheet-metal, and forms a cheap yet effective attachment for holding scarf-pins reliably in position on the scarfs.

Having thus described my invention, I claim as new and desire to secure by Letters Patent:

1. A clutch for scarf-pins consisting of a main-piece and a clamping piece pivoted thereto, the main piece being provided with a socket open at the side for receiving the shank of the scarf-pin and the clamping piece with an eccentric cam for tightly hold-

ing the shank in the socket, both main-piece
and clamping-piece being provided with
means for attaching said pieces to the scarf.
2. A clutch for scarf-pins consisting of a
5 main-piece and a clamping-piece pivoted
thereto, the main-piece being provided with
a socket open at the side for receiving the
shank of the scarf-pin and the clamping-
10 piece with a cam for tightly holding the
shank in the socket, both the main and

clamping pieces having pointed prongs at the
ends.

In testimony, that I claim the foregoing
as my invention, I have signed my name in
presence of two subscribing witnesses.

ALBERT ROSENBAUM.

Witnesses:

PAUL GOEPEL,
HENRY J. SUHRBIER.